



GAME 12

WEEKLY RELEASE



VS



DECEMBER 3, 2023



TENNESSEE TITANS

PRESS RELEASE

ASCENSION SAINT THOMAS SPORTS PARK | 460 Great Circle Road | Nashville, TN 37228 | 615-565-4100 | TennesseeTitans.com | @Titans

ROBBIE BOHREN Vice President of Football Communications | **DWIGHT SPRADLIN** Director of Football Communications
JARED PUFFER Associate Director of Football Communications | **KAYLEE CONNORS** Coordinator of Football Communications

FOR IMMEDIATE RELEASE

NOVEMBER 27, 2023



TITANS OPEN DECEMBER WITH COLTS AT NISSAN STADIUM



Tennessee Titans (4-7) vs. Indianapolis Colts (6-5)

Sunday, Dec. 3, 2023 • Noon CST • Nissan Stadium • Nashville, Tenn. • TV: CBS

NASHVILLE — The Tennessee Titans (4-7) play their second consecutive home game this week, welcoming the division-rival Indianapolis Colts (6-5) to Nissan Stadium (capacity 69,143). Kickoff is scheduled for noon CST on Sunday, Dec. 3.

The Titans and Colts met in Indianapolis on Oct. 8 for the first of their two annual matchups. The Colts won 23-16, and in doing so, they broke the Titans' five-game winning streak in the series.

This Sunday, each team is expected to have a different starting quarterback from the one who opened the game on Oct. 8. Titans rookie **Will Levis** has been in the lineup for each of the past five weeks after **Ryan Tannehill** started the first six contests. For the Colts, veteran **Gardner Minshew II** has started ever since rookie **Anthony Richardson** was injured in the game against the Titans.

THE BROADCAST

The contest will be regionally televised on CBS, including Nashville affiliate WTVF NewsChannel 5, as well as on Paramount+ in the Nashville market. The broadcast team includes play-by-play announcer **Andrew Catalon**, analysts **Tiki Barber** and **Matt Ryan**, and reporter **AJ Ross**.

Fans in Nashville can stream live Titans games on mobile devices with NFL+, which offers [access to local games](#) and [all primetime games on phones and tablets](#). Out of market, fans can watch every Sunday afternoon game with [Sunday Ticket](#). More information on ways to watch NFL games [can be found here](#).

The Titans Radio Network and Nashville flagship 104.5 The Zone carry all Titans games across the Mid-South with the "Voice of the Titans" **Mike Keith**, analyst **Dave McGinnis**, sideline reporter **Ramon Foster** and gameday host **Rhett Bryan**. Streaming is available at the [Titans Mobile App](#) for listeners in the Nashville market and available everywhere [for desktop users](#).

TITANS LOOK TO STAY UNDEFEATED AT NISSAN STADIUM

Following a three-game stretch of road games, the Titans returned home last week to host the Carolina Panthers. They went into the matchup with wins in all three of their previous games at Nissan Stadium in 2023. Using two rushing touchdowns by **Derrick Henry**, they remained unbeaten in Tennessee, defeating the Panthers 17-10.

Six games remain on the Titans' schedule, and four of those will be played at home. Against the Panthers, Henry totaled 76 yards on 18 carries. In the process, he moved into 17th place in NFL history with 84 career rushing touchdowns. He also reached the 9,000-yard career rushing mark (9,074), becoming the eighth player in NFL history to reach 9,000 rushing yards and 80 rushing touchdowns before celebrating his 30th birthday. The other players to accomplish the feat were **Adrian Peterson**, **Barry Sanders**, **Emmitt Smith**, **Jim Brown**, **LaDainian Tomlinson**, **Eric Dickerson** and **Marshall Faulk**.

Levis completed 18 of 28 passes for 185 yards without throwing an interception. He was sacked one time, which was the lowest total for him through five starts. This week he can become the franchise's fifth rookie quarterback to start at least six games.

The Titans defense produced four sacks and a turnover. Defensive lineman **Denico Autry** led the unit with two sacks, increasing his team-leading season total to eight sacks. Outside linebacker **Arden Key** notched a strip-sack, and on the play **Jeffery Simmons** recovered the fumble to set up a touchdown. Simmons also registered a sack.

THE COLTS

The Colts are 11 games into a new era for the franchise. During the 2023 offseason, they hired former Philadelphia Eagles offensive coordinator **Shane Steichen** as head coach after Steichen helped the Eagles to an NFC title and an appearance in Super Bowl LVII. With Steichen as coordinator, the Eagles ranked third in total offense and third in scoring offense in 2022.

The Colts hosted the Tampa Bay Buccaneers last week and won by a final score of 27-20. It was their third consecutive victory. Running back **Jonathan Taylor** rushed for 91 yards and two touchdowns, and the Colts defense totaled six sacks.

With the win, the Jaguars kept pace in the AFC South race. The 8-3 Jacksonville Jaguars lead the division, while the Colts are tied with the Houston Texans (6-5) for second place.

2023 TITANS SCHEDULE

REGULAR SEASON

| Day | Date | Opponent | Result/ Kickoff | Score/TV |
|---------|-------|--------------------|--------------------|----------|
| Sun | 9/10 | at New Orleans | L | 15-16 |
| Sun | 9/17 | L.A. CHARGERS | W (OT) | 27-24 |
| Sun | 9/24 | at Cleveland | L | 3-27 |
| Sun | 10/1 | CINCINNATI | W | 27-3 |
| Sun | 10/8 | at Indianapolis | L | 16-23 |
| Sun | 10/15 | BALTIMORE (London) | L | 16-24 |
| Sun | 10/22 | BYE | | |
| Sun | 10/29 | ATLANTA | W | 28-23 |
| Thu | 11/2 | at Pittsburgh | L | 16-20 |
| Sun | 11/12 | at Tampa Bay | L | 6-20 |
| Sun | 11/19 | at Jacksonville | L | 14-34 |
| Sun | 11/26 | CAROLINA | W | 17-10 |
| Sun | 12/3 | INDIANAPOLIS | Noon | CBS |
| Mon | 12/11 | at Miami | 7:15 p.m.* | ESPN |
| Sun | 12/17 | HOUSTON | Noon* | CBS |
| Sun | 12/24 | SEATTLE | Noon* | CBS |
| Sun | 12/31 | at Houston | Noon* | FOX |
| Sat/Sun | 1/6-7 | JACKSONVILLE | TBD | TBD |

All kickoff times Central * Time, TV subject to change

AFC SOUTH STANDINGS

| TEAM | W | L | T | PCT | CONF | DIV |
|----------------------|---|---|---|------|-------|-------|
| Jacksonville Jaguars | 8 | 3 | 0 | .727 | 6-2-0 | 4-1-0 |
| Indianapolis Colts | 6 | 5 | 0 | .545 | 4-3-0 | 2-2-0 |
| Houston Texans | 6 | 5 | 0 | .545 | 3-3-0 | 1-2-0 |
| Tennessee Titans | 4 | 7 | 0 | .364 | 2-5-0 | 0-2-0 |

LAST WEEK: JAX 24 at HOU 21, TB 20 at IND 27, CAR 10 at TEN 17

THIS WEEK (CT): IND at TEN (Sun 12:00), DEN at HOU (Sun 12:00), CIN at JAX (Mon 7:15)

NEXT WEEK (CT): IND at CIN (Sun 12:00), JAX at CLE (Sun 12:00), HOU at NYJ (Sun 12:00), TEN at MIA (Mon 7:15)

GAME INFORMATION

| | |
|--------------|----------------------|
| Date of Game | Sunday, Dec. 3, 2023 |
| Kickoff Time | Noon CST |
| Venue | Nissan Stadium |
| Location | Nashville, Tenn. |
| Opened in | 1999 |
| Surface | Matrix Helix Turf |
| Capacity | 69,143 |

| | |
|-------------------------------|---|
| Home Team | Tennessee Titans (4-7) |
| Website | www.TennesseeTitans.com |
| Media Guide | www.TennesseeTitans.com/Media |
| Franchise since | 1960 (1960-96 Houston Oilers; 1997-98 Tennessee Oilers) |
| Ownership | Amy Adams Strunk (Controlling Owner/ Co-Chairman, Board of Directors); Kenneth S. Adams, IV (Board of Directors Co-Chair); Barclay Adams; Susan Lewis |
| President/CEO | Burke Nihill |
| Head Coach | Mike Vrabel (since 2018) |
| General Manager | Ran Carthon (since 2023) |
| Asst. HC/Special Teams Coord. | Craig Aukerman |
| Defensive Coordinator | Shane Bowen |
| Offensive Coordinator | Tim Kelly |
| 2023 NFL Offensive Rank | 28t (Total), 21t (Rush), 26 (Pass) |
| 2023 NFL Defensive Rank | 17 (Total), 15 (Rush), 18 (Pass) |

| | |
|---------------------------|--|
| Visiting Team | Indianapolis Colts (6-5) |
| Website | www.colts.com |
| Franchise since | 1953 (Baltimore Colts 1953-83) |
| Owner & CEO | James Irsay |
| General Manager | Chris Ballard (since 2017) |
| Head Coach | Shane Steichen (since 2023) |
| Defensive Coordinator | Gus Bradley |
| Offensive Coordinator | Jim Bob Cooter |
| Special Teams Coordinator | Brian Mason |
| 2023 NFL Offensive Rank | 15 (Total), 11 (Rush), 18 (Pass) |
| 2023 NFL Defensive Rank | 24 (Total), 26 (Rush), 17 (Pass) |

| | |
|---------|----------------|
| Referee | Craig Wrolstad |
|---------|----------------|

| | |
|--------------|--------------------------------|
| Television | CBS |
| In Nashville | WTVF NewsChannel 5, Paramount+ |
| Mobile* | NFL+ |

* Live local and primetime games only. Subscription required.

| | |
|--------------|----------------|
| Play-by-Play | Andrew Catalan |
| Analyst | Tiki Barber |
| Analyst | Matt Ryan |
| Reporter | AJ Ross |

| | |
|-----------------|---|
| Radio | Titans Radio Network |
| Flagship | WGFX 104.5 FM-The Zone |
| Streaming | Titans Mobile App (Nashville market only), TennesseeTitans.com (desktop) |
| Satellite Radio | SiriusXM 160 or 230, Internet 830, siriusxm.us/TitansSXM , |
| Play-by-Play | Mike Keith |
| Analyst | Dave McGinnis |
| Gameday Host | Rhett Bryan |
| Reporter | Ramon Foster |

| | |
|---|-----------------------------------|
| Gameday Promotions & Entertainment (subject to change) | |
| Charitable Drive | Children's book drive for Book'em |
| Honorary 12th Titan | TBA |
| Legend of the Game | Blaine Bishop |
| Tailgate Stage | Erin McLendon & the HellCats |
| National Anthem | D'Corey Johnson |
| Halftime | Nolensville High School Band |



SERIES AT A GLANCE

- Overall series (regular & postseason): **Colts lead 36-22**
- Regular season series: **Colts lead 36-21**
- Postseason series: **Titans lead 1-0**
- Total points: **Titans 1,187, Colts 1,461**
- Current streak: **One win by Colts**
- Titans at home vs. Colts: **10-16**
- Titans on road vs. Colts: **12-20 (including 1-0 in playoffs)**
- Longest winning streak by Titans: **5 (2020–2022)**
- Longest losing streak by Titans: **11 (2011–2016)**
- Titans vs. Colts at Nissan Stadium: **7-14**
- Last time at Nissan Stadium: **Colts 10 at TITANS 19 (10-23-22)**
- Titans vs. Colts at Lucas Oil Stadium: **5-11**
- Last time at Lucas Oil Stadium: **Titans 16 at COLTS 23 (10-8-23)**
- First time: **COLTS 24 at Oilers 20 (10-11-70)**
- Mike Vrabel's record vs. Colts: **6-5**
- Shane Steichen's record vs. Titans: **1-0**
- Mike Vrabel's record vs. Shane Steichen: **0-1**

A TITANS VICTORY WOULD ...

- Give the Titans a **5-0** record at Nissan Stadium in 2023.
- Improve the Titans' all-time record at Nissan Stadium to **117-87**, including the regular season and playoffs. A win would give the Titans more total wins at Nissan Stadium (117) than the Astrodome (116-105-2), which would be the most at any venue in franchise history.
- Improve Mike Vrabel's career record to **55-44** as a head coach, including regular season and playoffs.
- Improve rookie QB Will Levis' starting record to **3-3**.

GAMEDAY CHARITABLE DRIVE

THIS WEEK'S CHARITABLE DRIVE: Book'em

ITEMS NEEDED: New, like-new, and very gently-used children's books in great condition – from board books to chapter books (ages 0-18)

Prior to the game, fans are encouraged to participate in the team's drive for [Book'em](#), an organization that places reading volunteers in dozens of classrooms in Nashville's inner city and gives tens of thousands of books to underserved children through partnerships with 160 schools and community organizations. The majority of the books are donated. Book'em's mission is to "create a more literate Nashville and ignite children's passion for reading through book ownership and enthusiastic volunteers."

Fans can drop off new, like-new, and very gently-used children's books in great condition—from board books to chapter books for ages 0-18. Collection sites will be located in several locations near the Nissan Stadium gates.

GAME PREVIEW

TEAM NOTES

PLAYER NOTES

MEDIA

STATISTICS

ROSTERS

QUICK CLICKS

From Last Week's Game

[Game Center](#)

[Gamebook \(PDF\)](#)

[Watch Highlights](#)

[Postgame Press Conference Video: Mike Vrabel](#)

[Jim Wyatt: Six Things That Stood Out](#)

[Game Photos](#)

Titans Information

[New Stadium Information](#)

[Titans 2023 Media Guide](#)

[Titans Tickets](#)

[Titans in the Community](#)

[Nissan Stadium Information](#)

[Titans Podcasts](#)

SERIES HISTORY

The Titans and Colts have played 58 all-time games, including playoffs. The Colts lead the series 36-22 after winning the first meeting of 2023, which ended the Titans' five-game winning streak in the series. The Titans swept the Colts in 2021 and 2022.

Earlier this season, the Colts hosted the Titans on Oct. 8 and won by a final score of 23-16. Colts rookie quarterback Anthony Richardson was injured during the game and replaced by veteran **Gardner Minshew**, who was 11-of-14 for 155 yards passing. But it was running back **Zack Moss** who stole the show, rushing for 165 yards and a pair of touchdowns to lead the Colts.

In 2022, the two clubs met twice in a four-week span. They played at Indianapolis on Oct. 2, with the Titans holding on to a 24-17 victory. Titans running back **Derrick Henry** rushed for 114 yards and a touchdown, and quarterback **Ryan Tannehill** tossed two touchdown passes. Defensively, the Titans forced three turnovers and held the Colts to 38 rushing yards.

The 2022 rematch at Nissan Stadium occurred on Oct. 23. The Titans defense forced three turnovers, including an interception and subsequent 76-yard touchdown return by safety **Andrew Adams**. **Randy Bullock** added four field goals, helping the Titans to a 19-10 victory.

The Titans and Colts have met only once in the postseason, a 19-16 Titans victory in a Divisional Playoff game in the RCA Dome on Jan. 16, 1999. **Eddie George** rushed for 162 yards, including a 68-yard touchdown run to help lead Tennessee during its run to Super Bowl XXXIV.

Three years later, in 2002, the NFL realigned, and the AFC South was created. The Titans moved from the AFC Central, and the Colts moved from the AFC East to form half of the new division.

The teams first clashed in 1970 following the AFL-NFL merger. The then-Baltimore Colts defeated the then-Houston Oilers 24-20 during the Colts' run to a Super Bowl V Championship.

MOST RECENT MATCHUPS

2021 Week 8 • Oct. 31, 2021 • TITANS 34 at Colts 31 (OT)

Randy Bullock provides the game-winning score with a 44-yard field goal in overtime that is set up by Kevin Byard's interception of a Carson Wentz pass ... The Titans overcome a 14-0 deficit entering the second quarter ... Ryan Tannehill completes three touchdown passes, including a 57-yarder to A.J. Brown ... Brown totals 155 yards on 10 catches ... Elijah Molden's interception and two-yard touchdown return puts the Titans ahead late in the fourth quarter, but the Colts respond with a touchdown with 22 seconds remaining to force overtime.

2022 Week 4 • Oct. 2, 2022 • TITANS 24 at Colts 17

The Titans score all 24 of their points on their first four possessions of the game and never trail ... The Titans defense limits the Colts to 38 rushing yards on 23 attempts, sacks Matt Ryan three times, and forces three turnovers ... Defensive lineman Tearl Tart records an interception, and fellow defensive lineman Denico Autry posts two sacks and a forced fumble ... Derrick Henry totals 147 scrimmage yards, including 114 rushing yards, with a 19-yard touchdown run ... Ryan passes for 356 yards with a pair of touchdowns to tight end Mo Alie-Cox.

2022 Week 7 • Oct. 23, 2022 • Colts 10 at TITANS 19

The Titans never trail in the contest, as the defense forces three turnovers and tallies three sacks of Matt Ryan ... Safety Andrew Adams returns an interception 76 yards for a touchdown in the second quarter ... Derrick Henry rushes for 128 yards on 30 carries, including 11 attempts for 67 yards in the fourth quarter ... Randy Bullock connects on all four of his field goal attempts, including from 38 yards and 48 yards in the fourth quarter ... The Titans win despite not scoring an offensive touchdown for the first time since Oct. 13, 2019 ... It was the Titans' fourth consecutive victory.

2023 Week 5 • Oct. 8, 2023 • Titans 16 at COLTS 23

Colts running back Zack Moss rushes for 165 yards and two touchdowns, helping his team overcome an injury to starting quarterback Anthony Richardson ... Gardner Minshew finishes the game at quarterback for the Colts ... On the Titans' second-to-last drive, the Colts defense stuffs Derrick Henry for no gain on fourth-and-one at the Colts' five-yard line ... The Colts add a field goal before capping the win with a late interception ... Three field goals by Nick Folk and a 19-yard touchdown run by Tyjae Spears account for the Titans' scoring.

ALL-TIME SERIES RESULTS

TITANS vs. COLTS
Colts lead 36-22, including playoffs

| Date | Site | W/L | Score | Date | Site | W/L | Score |
|----------|------|-----|-------------|----------|------|-----|----------|
| 10-11-70 | Hou | L | 20-24 | 10-11-09 | Ten | L | 9-31 |
| 11-4-73 | Balt | W | 31-27 | 12-06-09 | Ind | L | 17-27 |
| 11-1-76 | Balt | L | 14-38 | 12-9-10 | Ten | L | 28-30 |
| 10-14-79 | Balt | W | 28-16 | 1-2-11 | Ind | L | 20-23 |
| 9-21-80 | Hou | W | 21-16 | 10-30-11 | Ten | W | 27-10 |
| 12-18-83 | Balt | L | 10-20 | 12-18-11 | Ind | L | 13-27 |
| 9-9-84 | Hou | L | 21-35 | 10-28-12 | Ten | L | 13-19 OT |
| 12-22-85 | Ind | L | 16-34 | 12-9-12 | Ind | L | 23-27 |
| 11-23-86 | Hou | W | 31-17 | 11-14-13 | Ten | L | 27-30 |
| 11-29-87 | Ind | L | 27-51 | 12-1-13 | Ind | L | 14-22 |
| 9-4-88 | Ind | W | 17-14 OT | 9-28-14 | Ind | L | 17-41 |
| 9-23-90 | Hou | W | 24-10 | 12-28-14 | Ten | L | 10-27 |
| 9-13-92 | Ind | W | 20-10 | 9-27-15 | Ten | L | 33-35 |
| 9-4-94 | Ind | L | 21-45 | 1-3-16 | Ind | L | 24-30 |
| 1-16-00 | Ind | W | 19-16 (Div) | 10-23-16 | Ten | L | 26-34 |
| 11-3-02 | Ind | W | 23-15 | 11-20-16 | Ind | L | 17-24 |
| 12-8-02 | Ten | W | 27-17 | 10-16-17 | Ten | W | 36-22 |
| 9-14-03 | Ind | L | 7-33 | 11-26-17 | Ind | W | 20-16 |
| 12-7-03 | Ten | L | 27-29 | 11-18-18 | Ind | L | 10-38 |
| 9-19-04 | Ten | L | 17-31 | 12-30-18 | Ten | L | 17-33 |
| 12-5-04 | Ind | L | 24-51 | 9-15-19 | Ten | L | 17-19 |
| 10-2-05 | Ten | L | 10-31 | 12-1-19 | Ind | W | 31-17 |
| 12-4-05 | Ind | L | 3-35 | 11-12-20 | Ten | L | 17-34 |
| 10-8-06 | Ind | L | 13-14 | 11-29-20 | Ind | W | 45-26 |
| 12-3-06 | Ten | W | 20-17 | 9-26-21 | Ten | W | 25-16 |
| 9-16-07 | Ten | L | 20-22 | 10-31-21 | Ind | W | 34-31 OT |
| 12-30-07 | Ind | W | 16-10 | 10-2-22 | Ind | W | 24-17 |
| 10-27-08 | Ten | W | 31-21 | 10-23-22 | Ten | W | 19-10 |
| 12-28-08 | Ind | L | 0-23 | 10-8-23 | Ind | L | 16-23 |



WHAT TO LOOK FOR THIS WEEK

LB AZEEZ AL-SHAAIR

- With 102 total tackles entering the week, he needs one tackle to set a new career high for a season (102 in 2021).

DL DENICO AUTRY

- Enters the game with eight sacks in 2023. He needs one sack to tie his career high (2018 and 2021) and 1.5 sacks to establish a new career high.

K NICK FOLK

- Enters the game with an all-time NFL-record streak of 74 consecutive field goals made on attempts from less than 40 yards.

RB DERRICK HENRY

- Can record his 40th total 100-yard rushing game, including regular season (37) and playoffs (three). He would tie **Earl Campbell** (40) for the most such games in franchise history. His 37th such regular-season game would surpass **Eddie George** (36) for the second-most in franchise history, behind only Campbell (39).
- With six career 200-yard rushing games, he needs one more to surpass **Adrian Peterson** (six) and **O.J. Simpson** (six) for the most such games all-time.
- Enters the game with 84 career rushing touchdowns. He needs one more rushing touchdown to tie **Marshawn Lynch** (85) for the 16th highest total in NFL history. Two rushing touchdowns would put him in a tie with **Priest Holmes** (86) for 15th place.
- Needs 94 scrimmage yards to record his sixth consecutive season with at least 1,000 scrimmage yards (906 entering the game).
- Can register his sixth game of 2023 with 100 or more scrimmage yards and his 48th career game (regular season) with 100-plus scrimmage yards. In franchise history, only **Eddie George** (54) has more.

WR DeANDRE HOPKINS

- Can extend his active streak to 157 consecutive games with a reception—every game he has played since he entered the NFL. It is the longest active streak in the NFL. Hopkins' streak is the fourth-longest in NFL history to begin a career behind only **Marvin Harrison** (190 consecutive games), **Keyshawn Johnson** (167) and **Marshall Faulk** (158).
- Can register his 42nd career 100-yard receiving game and his third 100-yard game as a member of the Titans.
- Needs one touchdown reception to register his eighth career season with at least five touchdown catches.
- Needs three receiving yards (currently 11,997) to become the 29th player in NFL history to reach 12,000 career receiving yards.
- Needs two receptions (currently 898) to become the 25th player in NFL history to reach 900 career receptions.
- Can become the fifth NFL player to record 900 receptions (currently 898), 12,000 receiving yards (11,997) and 75 receiving touchdowns (75) within his first 11 seasons, joining **Marvin Harrison**, **Jerry Rice**, **Brandon Marshall** and **Larry Fitzgerald**.

OLB HAROLD LANDRY III

- With 36 career sacks, he needs 2.5 more sacks to tie **Kyle Vanden Bosch** for 11th place on the team's all-time sack list. He would tie Vanden Bosch for the organization's seventh-best total since individual sacks became an official NFL statistic in 1982.

QB WILL LEVIS

- Can become the fifth rookie quarterback in franchise history to start at least six games, joining **Dan Pastorini** (1971), **Vince Young** (2006), **Zach Mettenberger** (2014) and **Marcus Mariota** (2015).

P RYAN STONEHOUSE

- Can record his sixth consecutive game with at least one punt of 60-plus yards. Currently at five games, he holds the NFL's longest such active streak and the team's longest such streak during its "Titans era" (1999–present).

NOTABLE PERFORMANCES VS. THE COLTS

LB AZEEZ AL-SHAAIR

- On 10/28/23 at Indianapolis, Al-Shaair led the defense and tied his career high with 15 tackles. He became the first Titans defender to recorded 15 tackles in a game since November 2019.

DL DENICO AUTRY

- On 10/2/22 at Indianapolis, Autry registered two tackles, two sacks and one forced fumble. Strip-sacked Colts QB Matt Ryan on third down and the ball was recovered by OLB Bud Dupree.
- On 10/23/22 against Indianapolis, Autry record three tackles and one sack.

K NICK FOLK

- On 11/6/22 against Indianapolis, Folk went four-for-four on field goals, including three field goals from 40-plus yards, and two-for-two on extra points to contribute 14 points in the Patriots 26-3 victory.

CB KRISTIAN FULTON

- On 10/2/22 at Indianapolis, Fulton amassed three tackles and one fumble recovery.

RB DERRICK HENRY

- Henry has seven 100-yard rushing performances in 14 career games against the division rival Colts. He has tallied 253 carries for 1,287 yards and seven touchdowns, including a 72-yard rushing touchdown, as well as 20 receptions for 153 yards.
- On 10/16/17 against Indianapolis, Henry registered his first career 100-yard rushing game. He carried the ball 19 times for 131 yards and one touchdown, a 72-yard score. He added one 14-yard reception.
- On 12/1/19 at Indianapolis, Henry rushed 26 times for 149 yards and a touchdown for his third consecutive 100-yard game. He also caught three passes for 17 yards.
- On 11/12/20 against Indianapolis on Thursday Night Football, Henry tallied 19 carries for 103 yards and caught one six-yard pass. He became the fifth player since 1948 to have at least 18 rushing attempts in 18 consecutive games in the regular season and postseason.
- On 11/29/20 at Indianapolis, Henry gained 178 yards and three touchdowns on 27 carries. Extended his streak to eight consecutive regular season road games with at least 100 yards rushing. Registered his third career game with at least three rushing touchdowns. Added two receptions for seven yards.
- On 9/26/21 against Indianapolis, Henry led the team with 113 yards on 28 carries. Caught three passes for 31 yards. Rushed for a two-point conversion in the fourth quarter.



- On 10/2/22 at Indianapolis, Henry carried the ball 22 times for 114 yards with a touchdown and became the fourth player in franchise history to reach 7,000 career rushing yards. Added three receptions for 33 yards.
- On 10/23/22 against Indianapolis, Henry led the team with 128 yards on 30 carries. Caught three passes for 10 yards.

S AMANI HOOKER

- On 10/23/22 against Indianapolis, Hooker led the team in 10 total tackles and one fumble recovery. Recovered a fumble at the Tennessee 43-yard line with 3:22 left in the game to seal the 19-10 win.

WR DeANDRE HOPKINS

- In 13 regular season games against Indianapolis, Hopkins has totaled 77 receptions for 1,053 yards and six touchdowns as a member of the Houston Texans.
- On 10/8/15 against Indianapolis, Hopkins led the team with 11 receptions for 169 yards.
- On 9/30/18 at Indianapolis, Hopkins tallied 10 receptions for 169 yards and one touchdown in the win for Houston.
- On 10/20/19 at Indianapolis, Hopkins recorded nine receptions for 106 yards and one touchdown.
- On 11/21/19 against Indianapolis, Hopkins had six receptions for 94 yards and two touchdowns. It was the 10th multi-touchdown game of his career.
- On 10/8/23 at Indianapolis, Hopkins recorded eight receptions for 140 receiving yards. It was his 40th career 100-yard receiving game.

OLB HAROLD LANDRY III

- In eight career games against the Colts, Landry has tallied 33 tackles, 5.5 sacks, one forced fumble and one fumble recovery.
- On 12/30/18 against Indianapolis, rookie Landry recorded four tackles and one sack.
- On 9/15/19 against Indianapolis, Landry posted six tackles, one sack and one fumble recovery.
- On 12/1/19 at Indianapolis, Landry notched seven tackles and one sack.
- On 9/26/21 against Indianapolis, Landry recorded four tackles and one half sack in his 50th career game.
- On 10/31/21 at Indianapolis, Landry tallied five tackles, one sack and one forced fumble.

CB ROGER McCREARY

- On 10/8/23 at Indianapolis, McCreary tallied eight tackles, a sack and forced fumble.

DB ELIJAH MOLDEN

- On 10/31/21 at Indianapolis, Molden recorded two tackles and an interception returned for a touchdown. Intercepted QB Carson Wentz's pass at the Indianapolis two-yard line and ran into the end zone in the 34-31 victory.

RB TYJAE SPEARS

- On 10/8/23 at Indianapolis, Spears totaled 34 yards and a touchdown on seven rushing attempts while adding four receptions for 35 yards. Scored his first career touchdown on a 19-yard run.

DT JEFFERY SIMMONS

- On 11/29/20 at Indianapolis, Simmons recorded four tackles and a third-down sack.
- On 10/23/22 against Indianapolis, Simmons tallied six tackles and a third-down sack.

QB RYAN TANNEHILL

- On 9/15/13 at Indianapolis, Tannehill completed 23 of 34 passes for 319 yards and one touchdown with no interceptions for a 107.4 passer rating while with the Miami Dolphins.
- On 12/1/19 at Indianapolis, Tannehill connected on 17 of 22 throws for 182 yards and two touchdowns with zero interceptions for a 131.2 passer rating.
- On 11/29/20 at Indianapolis, Tannehill completed 13 of 22 passes for 221

yards including a long of 69 and one touchdown with no interceptions for a 108.3 passer rating. He added two carries for three yards and one score.

- On 9/26/21 against Indianapolis, Tannehill connected on 18 of 27 passes for 197 yards with three touchdowns and two interceptions for a 94.2 passer rating. He tied a career-high with 56 rushing yards on five carries.
- On 10/31/21 at Indianapolis, Tannehill completed 23 of 33 passes for 265 yards and three touchdowns, marking the second game of the season with three or more touchdown passes and the 24th such performance of his career. Added two carries for 26 yards.
- On 10/2/22 at Indianapolis, Tannehill completed 81 percent of his passes on 17 of 21 passing for 137 yards with two touchdowns for a 125.6 passer rating. Also rushed five times for nine yards.

DT TEAIR TART

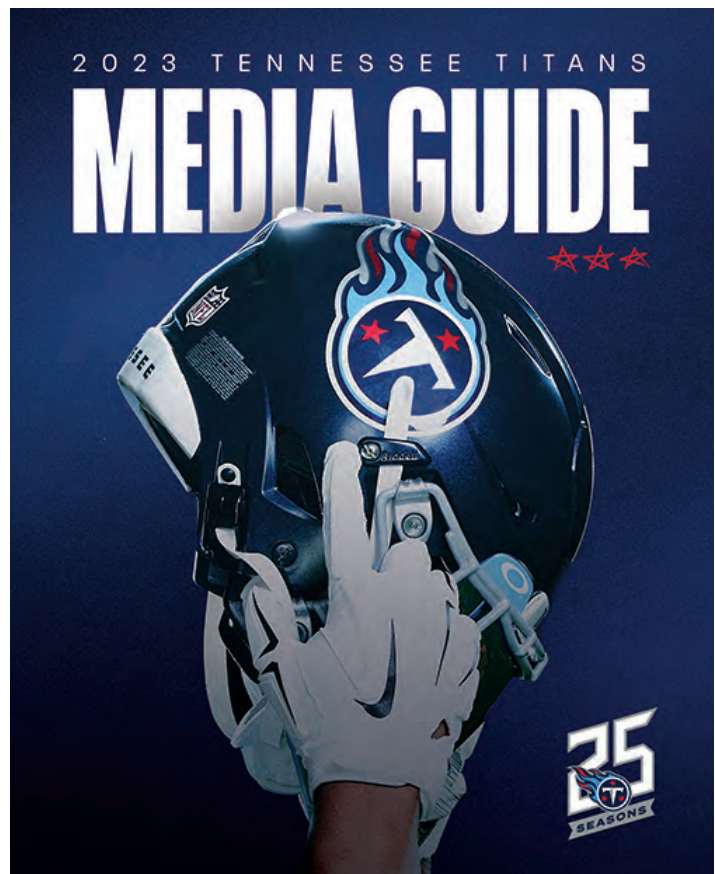
- On 10/2/22 at Indianapolis, Tart tied a career-high with three tackles and recorded his first career interception. Batted down Colts QB Matt Ryan's pass and caught his own deflection. Became the first Titans defensive lineman with an interception since 2010.

OLB RASHAD WEAVER

- On 10/2/22 at Indianapolis, Weaver tallied two tackles, one sack and one forced fumble. Strip-sacked Colts QB Matt Ryan, but the ball was recovered by Indianapolis.

WR NICK WESTBROOK-IKHINE

- On 9/26/21 against Indianapolis, Westbrook-Ikhine set then-career-highs with four catches for 53 yards and his first career touchdown.
- On 10/31/21 at Indianapolis, Westbrook-Ikhine caught two passes for 16 yards and a score.



Click to access the 2023 Titans Media Guide

TITANS-COLTS: THE LAST MEETING

Week 5: Titans 16, Colts 23
Sunday, Oct. 8, 2023 • 1:00 p.m. ET • Lucas Oil Stadium



In Week 5 of the 2023 season, the Titans traveled to Indianapolis and lost by a score of 23-16 to the Colts.

After forcing a punt on the Colts' opening possession, the Titans strung together a 16-play, 75-yard drive that resulted in a 27-yard field goal by **K Nick Folk** to take a 3-0 lead. **QB Ryan Tannehill** completed six passes to five different receivers for 58 yards during the drive.

The Colts answered on the following drive with a 56-yard touchdown run by RB **Zack Moss** to take the 7-3 lead.

The Titans were forced to punt after going three-and-out to start the second quarter and the Colts took over at their own 35-yard line. **QB Anthony Richardson** strung together a 10-play, 40-yard drive that culminated in a 43-yard field goal by **K Matt Gay** to extend their lead.

Tennessee responded with a field goal of its own on the following possession. **K Nick Folk** was good from 53 yards, tied for his longest field goal of the season.

At the end of the second quarter, Indianapolis drove down to the Tennessee five-yard line but the Titans defense was able to keep the Colts off the scoreboard coming up with a fourth-and-one stop with seconds left on the clock to keep the score 10-6 going into the half.

The Titans opened the second half with a 19-yard touchdown run by **RB Tyjae Spears** that capped off a four-play, 75-yard drive that included two receptions for 52 yards by **WR DeAndre Hopkins** to make it 13-10.

The Colts scored on the ensuing drive on a three-yard rush from Moss after driving 75 yards down the field on nine plays to reclaim a 17-13 lead.

The two teams then traded field goals to make the score 20-16 as Folk hit a 34-yarder with 2:02 left in the third quarter and Gay was good from 35 yards to open the fourth quarter.

Tennessee then drove down to the Indianapolis five-yard line but **RB Derrick Henry**

was stuffed on fourth-and-one to turn the ball over on downs. Indianapolis capitalized as they drove 84 yards on 14 plays for a 28-yard field goal that took 7:03 off the clock and gave them a 23-16 lead with one minute left in the game.

Needing a touchdown, the Titans started their final drive on their own 25-yard line but were unable to convert as the Colts came up with an interception to end the game and seal their victory.

| SCORING | | | | | |
|--------------|---|---|----|---|-------|
| | 1 | 2 | 3 | 4 | Final |
| Tennessee | 3 | 3 | 10 | 0 | 16 |
| Indianapolis | 7 | 3 | 7 | 6 | 23 |

| TEAM | SCORING PLAY | TIME |
|--------|-----------------------------------|---------|
| Titans | N.Folk 27 yd. Field Goal | 1-3:13 |
| Colts | Z.Moss 56 yd. run (M.Gay kick) | 1-0:41 |
| Colts | M.Gay 43 yd. Field Goal | 2-9:32 |
| Titans | N.Folk 53 yd. Field Goal | 2-4:39 |
| Titans | T.Spears 19 yd. run (N.Folk kick) | 3-12:48 |
| Colts | Z.Moss 3 yd. run (M.Gay kick) | 3-8:00 |
| Titans | N.Folk 34 yd. Field Goal | 3-2:02 |
| Colts | M.Gay 35 yd. Field Goal | 4-13:22 |
| Colts | M.Gay 28 yd. Field Goal | 4-1:00 |

Missed FGs: None
Attendance: 65,287
Time of Game: 2:51
Weather: 53°, Cloudy, Wind WNW 7 mph
Referee: Brad Rogers

[CLICK TO WATCH HIGHLIGHTS](#)



TEAM STATISTICS

| | Titans | Colts |
|----------------------------|------------|------------|
| TOTAL FIRST DOWNS | 19 | 21 |
| THIRD DOWN EFFICIENCY | 5-12-41.7% | 8-13-61.5% |
| FOURTH DOWN EFFICIENCY | 1-2-50.0% | 0-1-0.0% |
| TOTAL NET YARDS | 348 | 429 |
| Plays - Avg. | 58-6.0 | 61-7.0 |
| NET YARDS RUSHING | 89 | 193 |
| Rushes - Avg. | 22-4.0 | 34-5.7 |
| NET YARDS PASSING | 259 | 236 |
| Sacks - Yards Lost | 1-5 | 1-17 |
| PASS ATT-COMP-INT | 35-23-1 | 26-20-0 |
| PUNTS - Avg. | 1-43.0 | 1-50.0 |
| Net Punting Average | 38.0 | 38.0 |
| PUNT RETURNS - Yards | 1-12 | 1-5 |
| KICKOFF RETURNS - Yards | 1-12 | 1-19 |
| INTERCEPTIONS - Yards | 0-0 | 1-10 |
| PENALTIES Number and Yards | 4-58 | 8-55 |
| FUMBLES Number and Lost | 0-0 | 1-0 |
| TOUCHDOWNS | 1 | 2 |
| EXTRA POINTS Made-Attempts | 1-1 | 2-2 |
| RED ZONE EFFICIENCY | 1-4-25% | 1-5-20% |
| GOAL TO GO EFFICIENCY | 0-0-0% | 1-1-100% |
| SAFETIES | 0 | 0 |
| GIVEAWAYS | 1 | 0 |
| TAKEAWAYS | 0 | 1 |
| TIME OF POSSESSION | 28:57 | 31:03 |

TITANS STARTERS

| OFFENSE | | DEFENSE | |
|---------|--------------------|---------|------------------|
| TE 85 | C.Okonkwo | DL 96 | D.Autry |
| LT 71 | A.Dillard | NT 95 | K.Peko |
| LG 77 | P.Skoronski | DT 98 | J.Simmons |
| C 55 | A.Brewer | OLB 58 | H.Landry |
| RG 60 | D.Brunskill | LB 2 | A.Al-Shaair |
| RT 66 | C.Hubbard | LB 50 | J.Gibbens |
| WR 15 | N.Westbrook-Ikhine | S 37 | A.Hooker |
| WR 10 | D.Hopkins | CB 6 | K.Fulton |
| TE 81 | J.Whyle | CB 0 | S.Murphy-Bunting |
| QB 17 | R.Tannehill | S 31 | K.Byard |
| RB 22 | D.Henry | CB 21 | R.McCreary |

COLTS STARTERS

| OFFENSE | | DEFENSE | |
|---------|--------------|---------|------------|
| WR 1 | J.Downs | DE 52 | S.Ebukam |
| WR 11 | M.Pittman | DT 99 | D.Buckner |
| TE 85 | A.Ogletree | DE 54 | D.Odeyngbo |
| LT 73 | B.Freeland | NT 90 | G.Stewart |
| LG 56 | Q.Nelson | MLB 44 | Z.Franklin |
| C 78 | R.Kelly | CB 29 | J.Brents |
| RG 75 | W.Fries | CB 23 | K.Moore |
| RT 72 | B.Smith | CB 40 | J.Jones |
| WR 14 | A.Pierce | FS 25 | R.Thomas |
| QB 5 | A.Richardson | SS 32 | J.Blackmon |
| RB 21 | Z.Moss | LB 45 | E.Speed |

TITANS INDIVIDUAL STATISTICS

| Rushing | Att | Yds | Avg | Lg | TD |
|--------------|-----------|-----------|------------|-----------|----------|
| D.Henry | 13 | 43 | 3.3 | 8 | 0 |
| T.Spears | 7 | 34 | 4.9 | 19 | 1 |
| R.Tannehill | 2 | 12 | 6.0 | 13 | 0 |
| Total | 22 | 89 | 4.0 | 19 | 1 |

| Passing | Att | Cmp | Yds | TD | Lg | IN | Rt |
|--------------|-----------|-----------|------------|----------|-----------|----------|-------------|
| R.Tannehill | 34 | 23 | 264 | 0 | 36 | 1 | 78.6 |
| D.Henry | 1 | 0 | 0 | 0 | 0 | 0 | 39.6 |
| Total | 35 | 23 | 264 | 0 | 36 | 1 | 76.4 |

| Receiving | No | Yds | Avg | Lg | TD |
|--------------------|-----------|------------|-------------|-----------|----------|
| D.Hopkins | 8 | 140 | 17.5 | 36 | 0 |
| C.Okonkwo | 5 | 33 | 6.6 | 11 | 0 |
| T.Spears | 4 | 35 | 8.8 | 14 | 0 |
| D.Henry | 3 | 19 | 6.3 | 13 | 0 |
| T.Wesco | 1 | 21 | 21.0 | 21 | 0 |
| N.Westbrook-Ikhine | 1 | 9 | 9.0 | 9 | 0 |
| J.Whyle | 1 | 7 | 7.0 | 7 | 0 |
| Total | 23 | 264 | 11.5 | 36 | 0 |

| Interceptions | No | Yds | Avg | Lg | TD |
|---------------|----------|----------|------------|----------|----------|
| None | | | | | |
| Total | 0 | 0 | 0.0 | 0 | 0 |

Leading Tacklers (Press Box Totals)
 A.Al-Shaair 15-7-8; J.Gibbens 10-7-3

Sacks: R.McCreary 1
FF: R.McCreary 1
FR: None

COLTS INDIVIDUAL STATISTICS

| Rushing | Att | Yds | Avg | Lg | TD |
|--------------|-----------|------------|------------|-----------|----------|
| Z. Moss | 23 | 165 | 7.2 | 56 | 2 |
| J.Taylor | 6 | 18 | 3.0 | 5 | 0 |
| A.Richardson | 2 | 5 | 2.5 | 4 | 0 |
| I.McKenzie | 1 | 4 | 4.0 | 4 | 0 |
| G.Minshew | 2 | 1 | 0.5 | 2 | 0 |
| Total | 34 | 193 | 5.7 | 56 | 2 |

| Passing | Att | Cmp | Yds | TD | Lg | IN | Rt |
|--------------|-----------|-----------|------------|----------|-----------|----------|--------------|
| G.Minshew | 14 | 11 | 155 | 0 | 27 | 0 | 112.8 |
| A.Richardson | 12 | 9 | 98 | 0 | 38 | 0 | 98.6 |
| Total | 26 | 20 | 253 | 0 | 38 | 0 | 106.7 |

| Receiving | No | Yds | Avg | Lg | TD |
|--------------|-----------|------------|-------------|-----------|----------|
| J.Downs | 6 | 97 | 16.2 | 38 | 0 |
| M.Pittman | 5 | 52 | 10.4 | 27 | 0 |
| Z.Moss | 2 | 30 | 15.0 | 26 | 0 |
| A.Ogletree | 2 | 16 | 8.0 | 13 | 0 |
| K.Granson | 2 | 15 | 7.5 | 9 | 0 |
| M.Alie-Cox | 1 | 17 | 17.0 | 17 | 0 |
| J.Taylor | 1 | 16 | 16.0 | 16 | 0 |
| A.Pierce | 1 | 10 | 10.0 | 10 | 0 |
| Total | 20 | 253 | 12.7 | 38 | 0 |

Interceptions No Yds Avg Lg TD
 J.Blackmon 1 10 10.0 10 0
Total 1 10 10.0 10 0

Leading Tacklers (Press Box Totals)
 Z.Franklin 12-7-5; K.Moore 9-7-2

Sacks: S.Ebukam 1
FF: None
FR: None

GAME PREVIEW

TEAM NOTES

PLAYER NOTES

MEDIA

STATISTICS

ROSTERS

2023 TALE OF THE TAPE

| OFFENSE | Ind. | Tenn. | NFL/Avg |
|-------------------|-------|-------|---------|
| GAMES (Won-Lost) | 6-5 | 4-7 | --- |
| FIRST DOWNS | 210 | 184 | 217.6 |
| Rushing | 72 | 59 | 71.4 |
| Passing | 119 | 95 | 125.0 |
| Penalty | 19 | 30 | 21.2 |
| YDS GAINED (tot) | 3755 | 3124 | 3717.5 |
| Avg per Game | 341.4 | 284.0 | 332.3 |
| RUSHING (net) | 1335 | 1130 | 1257.8 |
| Avg per Game | 121.4 | 102.7 | 112.4 |
| Rushes | 313 | 265 | 298.4 |
| Yards per Rush | 4.3 | 4.3 | 4.2 |
| PASSING (net) | 2420 | 1994 | 2459.7 |
| Avg per Game | 220.0 | 181.3 | 219.9 |
| Passes Att. | 381 | 317 | 380.4 |
| Completed | 237 | 194 | 246.6 |
| Pct Completed | 62.2 | 61.2 | 64.8 |
| Yards Gained | 2549 | 2246 | 2654.2 |
| Sacked | 24 | 36 | 29.3 |
| Yards Lost | 129 | 252 | 194.4 |
| Had intercepted | 8 | 8 | 8.9 |
| Yards Opp Ret | 101 | 67 | 119.4 |
| Opp TDs on Int | 0 | 0 | 1.0 |
| PUNTS | 47 | 49 | 45.8 |
| Avg Yards | 47.1 | 52.9 | 47.4 |
| PUNT RETURNS | 19 | 27 | 19.8 |
| Avg Return | 9.4 | 7.9 | 9.4 |
| Returned for TD | 0 | 0 | 0.2 |
| KICKOFF RETURNS | 5 | 13 | 11.2 |
| Avg Return | 23.6 | 20.3 | 22.9 |
| Returned for TD | 0 | 0 | 0.1 |
| PENALTIES | 68 | 69 | 68.0 |
| Yards Penalized | 485 | 558 | 563.3 |
| FUMBLES BY | 14 | 8 | 13.2 |
| Fumbles Lost | 8 | 4 | 6.5 |
| Opp Fumbles | 17 | 11 | 13.2 |
| Opp Fum Lost | 6 | 5 | 6.5 |
| POSS. TIME (avg) | 28:47 | 28:52 | 30:00 |
| TOUCHDOWNS | 30 | 17 | 26.3 |
| Rushing | 16 | 8 | 9.5 |
| Passing | 11 | 9 | 15.2 |
| Returns | 3 | 0 | 1.6 |
| EXTRA-PT KICKS | 28/28 | 17/17 | 97% |
| 2-PT CONVERSIONS | 2/2 | 0/0 | 55% |
| FIELD GOALS/FGA | 19/23 | 22/23 | 19/23 |
| POINTS SCORED | 269 | 185 | 242.2 |
| DEFENSE | Ind. | Tenn. | NFL/Avg |
| POINTS ALLOWED | 268 | 224 | 242.2 |
| OPP FIRST DOWNS | 224 | 213 | 217.6 |
| Rushing | 86 | 68 | 71.4 |
| Passing | 117 | 120 | 125.0 |
| Penalty | 21 | 25 | 21.2 |
| OPP YARDS GAINED | 3883 | 3689 | 3717.5 |
| Avg per Game | 353.0 | 335.4 | 332.3 |
| OPP RUSHING (net) | 1422 | 1219 | 1257.8 |
| Avg per Game | 129.3 | 110.8 | 112.4 |
| Rushes | 337 | 323 | 298.4 |
| Yards per Rush | 4.2 | 3.8 | 4.2 |
| OPP PASSING (net) | 2461 | 2470 | 2459.7 |
| Avg per Game | 223.7 | 224.5 | 219.9 |
| Passes Att. | 378 | 349 | 380.4 |
| Completed | 244 | 237 | 246.6 |
| Pct Completed | 64.6 | 67.9 | 64.8 |
| Sacked | 36 | 29 | 29.3 |
| Yards Lost | 234 | 210 | 194.4 |
| INTERCEPTED BY | 12 | 3 | 8.9 |
| Yards Returned | 177 | 38 | 119.4 |
| Returned for TD | 2 | 0 | 1.0 |
| OPP PUNT RETURNS | 24 | 20 | 19.8 |
| Avg return | 10.7 | 11.1 | 9.4 |
| OPP KICKOFF RET | 10 | 19 | 11.2 |
| Avg return | 25.6 | 21.8 | 22.9 |
| OPP TOUCHDOWNS | 28 | 20 | 26.3 |
| Rushing | 15 | 8 | 9.5 |
| Passing | 12 | 12 | 15.2 |
| Returns | 1 | 0 | 1.6 |

2023 SCHEDULE & RESULTS



| REGULAR SEASON | | | |
|----------------|--------------------|--------|-------|
| Date | Opponent | W/L | Score |
| 09/10 | at New Orleans | L | 15-16 |
| 09/17 | L.A. Chargers | W (OT) | 27-24 |
| 09/24 | at Cleveland | L | 3-27 |
| 10/01 | Cincinnati | W | 27-3 |
| 10/08 | at Indianapolis | L | 16-23 |
| 10/15 | Baltimore (London) | L | 16-24 |
| 10/29 | Atlanta | W | 28-23 |
| 11/02 | at Pittsburgh | L | 16-20 |
| 11/12 | at Tampa Bay | L | 6-20 |
| 11/19 | at Jacksonville | L | 14-34 |
| 11/26 | Carolina | W | 17-10 |
| 12/03 | Indianapolis | | |
| 12/11 | at Miami | | |
| 12/17 | Houston | | |
| 12/24 | Seattle | | |
| 12/31 | at Houston | | |
| TBD | Jacksonville | | |

| REGULAR SEASON | | | |
|----------------|-----------------|--------|-------|
| Date | Opponent | W/L | Score |
| 09/10 | Jacksonville | L | 21-31 |
| 09/17 | at Houston | W | 31-20 |
| 09/24 | at Baltimore | W (OT) | 22-19 |
| 10/01 | L.A. Rams | L (OT) | 23-29 |
| 10/08 | Tennessee | W | 23-16 |
| 10/15 | at Jacksonville | L | 20-37 |
| 10/22 | Cleveland | L | 38-39 |
| 10/29 | New Orleans | L | 27-38 |
| 11/05 | at Carolina | W | 27-13 |
| 11/12 | at New England | W | 10-6 |
| 11/26 | Tampa Bay | W | 27-20 |
| 12/03 | at Tennessee | | |
| 12/10 | at Cincinnati | | |
| 12/17 | Pittsburgh | | |
| 12/24 | at Atlanta | | |
| 12/31 | Las Vegas | | |
| 01/07 | Houston | | |

2023 REGULAR SEASON INDIVIDUAL LEADERS

| Passing | Att | Cmp | Yds | Pct | Y/Att | TD | Int | Lg | Sack/Lost | Rtg | |
|---------------|--------------|-----|-----|-------|-------|-----|-----|----|-----------|--------|------|
| Titans | R. Tannehill | 158 | 98 | 1,128 | 62.0 | 7.1 | 2 | 6 | 70 | 19/135 | 71.9 |
| | W. Levis | 152 | 91 | 1,042 | 59.9 | 6.9 | 6 | 2 | 61t | 13/87 | 88.2 |
| Colts | G. Minshew | 297 | 187 | 1,972 | 63.0 | 6.6 | 8 | 7 | 75t | 17/100 | 81.4 |

| Rushing | No. | Yds | Avg | Long | TD | |
|---------------|--------------|-----|-----|------|-----|---|
| Titans | D. Henry | 176 | 739 | 4.2 | 63 | 6 |
| | T. Spears | 50 | 254 | 5.1 | 23 | 1 |
| | R. Tannehill | 12 | 40 | 3.3 | 13 | 1 |
| Colts | Z. Moss | 141 | 672 | 4.8 | 56t | 5 |
| | J. Taylor | 100 | 414 | 4.1 | 42 | 4 |

| Receiving | No. | Yds | Avg | Long | TD | |
|---------------|---------------------|-----|-----|------|-----|---|
| Titans | D. Hopkins | 45 | 699 | 15.5 | 61t | 4 |
| | C. Okonkwo | 32 | 251 | 7.8 | 25 | 0 |
| | T. Spears | 29 | 179 | 6.2 | 48 | 0 |
| | N. Westbrook-Ikhine | 24 | 281 | 11.7 | 33t | 3 |
| | D. Henry | 21 | 167 | 8.0 | 46 | 0 |
| Colts | M. Pittman | 76 | 784 | 10.3 | 75t | 3 |
| | J. Downs | 48 | 566 | 11.8 | 59t | 2 |
| | A. Pierce | 22 | 291 | 13.2 | 38 | 0 |

| Interceptions | No. | Yds | Avg | Long | TD | |
|---------------|--------------|-----|-----|------|-----|---|
| Titans | (three tied) | 1 | | | | |
| Colts | K. Moore | 3 | 115 | 38.3 | 66t | 2 |
| | J. Blackmon | 3 | 14 | 4.7 | 10 | 0 |

| Punting | No. | Yds | Avg | Net | TB | In | Lg | B | |
|---------------|---------------|-----|-------|------|------|----|----|----|---|
| Titans | R. Stonehouse | 49 | 2,594 | 52.9 | 44.8 | 9 | 27 | 74 | 0 |
| Colts | R. Sanchez | 47 | 2,216 | 47.1 | 41.7 | 0 | 16 | 69 | 0 |

| Punt Returns | No. | FC | Yds | Avg | Lg | TD | |
|---------------|-------------|----|-----|-----|-----|----|---|
| Titans | E. Garror | 13 | 4 | 93 | 7.2 | 15 | 0 |
| Colts | I. McKenzie | 19 | 14 | 179 | 9.4 | 32 | 0 |

| Kickoff Returns | No. | Yds | Avg | Lg | TD | |
|-----------------|-------------|-----|-----|------|----|---|
| Titans | T. Spears | 11 | 230 | 20.9 | 33 | 0 |
| Colts | I. McKenzie | 4 | 99 | 24.8 | 42 | 0 |

| Scoring/Kickers | PAT | FG | Pts | |
|-----------------|---------|-------|-------|----|
| Titans | N. Folk | 17/17 | 22/23 | 83 |
| Colts | M. Gay | 28/28 | 19/23 | 85 |

| Sacks | Tot | |
|---------------|--------------|-----|
| Titans | D. Autry | 8.0 |
| Colts | D. Odeyingbo | 6.5 |

| Tackles | Tot | Solo | Asst | |
|---------------|--------------|------|------|----|
| Titans | A. Al-Shaair | 102 | 49 | 53 |
| Colts | Z. Franklin | 124 | 79 | 45 |

2023 INDIVIDUAL NFL RANKINGS

(qualifiers only, where applicable)

| Category | Team | Player | Stat | NFL Rank |
|-----------------|--------|-----------------------|-------|----------|
| Passer Rating | Titans | Ryan Tannehill | 71.9 | 32 |
| | Colts | Gardner Minshew II | 81.4 | 25 |
| Passing Yards | Titans | Ryan Tannehill | 1,128 | 31 |
| | Colts | Gardner Minshew II | 1,972 | 24 |
| Passing TDs | Titans | Will Levis | 6 | 30t |
| | Colts | Gardner Minshew II | 8 | 25 |
| Rushing Yards | Titans | Derrick Henry | 739 | 5 |
| | Colts | Zack Moss | 672 | 10 |
| Rushing Average | Titans | Derrick Henry | 4.20 | 17 |
| | Colts | Zack Moss | 4.77 | 12 |
| Rushing TDs | Titans | Derrick Henry | 6 | 8t |
| | Colts | Zack Moss | 5 | 14t |
| Receptions | Titans | DeAndre Hopkins | 45 | 45t |
| | Colts | Michael Pittman Jr. | 76 | 7 |
| Receiving Yards | Titans | DeAndre Hopkins | 699 | 23 |
| | Colts | Michael Pittman Jr. | 784 | 14 |
| Receiving TDs | Titans | DeAndre Hopkins | 4 | 29t |
| | Colts | Michael Pittman Jr. | 3 | 42t |
| Sacks | Titans | Denico Autry | 8.0 | 14t |
| Interceptions | Colts | Dayo Odeyingbo | 6.5 | 23t |
| | Titans | (three tied) | 1 | 65t |
| | Colts | K. Moore, J. Blackmon | 3 | 7t |

2023 SITUATIONAL RECORDS

| TENNESSEE TITANS | | INDIANAPOLIS COLTS | |
|------------------|-------|--------------------|-------|
| Total | 4 - 7 | Total | 6 - 5 |
| Home | 4 - 1 | Home | 2 - 4 |
| Away | 0 - 6 | Away | 4 - 1 |
| Grass | 0 - 4 | Grass | 2 - 1 |
| Turf | 4 - 3 | Turf | 4 - 4 |
| AFC | 2 - 5 | AFC | 4 - 3 |
| NFC | 2 - 2 | NFC | 2 - 2 |
| In Division | 0 - 2 | In Division | 2 - 2 |
| Out Division | 4 - 5 | Out Division | 4 - 3 |
| Indoor | 0 - 1 | Indoor | 2 - 3 |
| Outdoor | 4 - 6 | Outdoor | 4 - 2 |
| September | 1 - 2 | September | 2 - 1 |
| October | 2 - 2 | October | 1 - 4 |
| November | 1 - 3 | November | 3 - 0 |
| Sunday | 4 - 6 | Sunday | 6 - 5 |
| Thursday | 0 - 1 | | |

SINCE JEFFERY SIMMONS ENTERED THE NFL, THE TITANS ARE 16-4 IN GAMES IN WHICH HE RECORDS AT LEAST ONE SACK

THIS WEEK'S NFL SCHEDULE

All Times Central

Thursday, Nov. 30

Seattle at Dallas 7:15 Prime Video

Sunday, Dec. 3

| | | | |
|----------------------|---------------------|-------|-----|
| Los Angeles Chargers | at New England | 12:00 | CBS |
| Detroit | at New Orleans | 12:00 | FOX |
| Atlanta | at New York Jets | 12:00 | FOX |
| Arizona | at Pittsburgh | 12:00 | CBS |
| Denver | at Houston | 12:00 | CBS |
| Indianapolis | at Tennessee | 12:00 | CBS |
| Miami | at Washington | 12:00 | FOX |
| Carolina | at Tampa Bay | 3:05 | CBS |
| Cleveland | at Los Angeles Rams | 3:25 | FOX |
| San Francisco | at Philadelphia | 3:25 | FOX |
| Kansas City | at Green Bay | 7:20 | NBC |

Monday, Dec. 4

Cincinnati at Jacksonville 7:15 ESPN

Open Date: Baltimore, Buffalo, Chicago, Las Vegas, Minnesota, New York Giants

LAST WEEK'S STARTERS

Titans vs. Panthers | Colts vs. Buccaneers

| TITANS OFFENSE | | | COLTS DEFENSE | | |
|----------------|----|-----------------------|---------------|----|------------------|
| WR | 11 | Chris Moore | DE | 52 | Samson Ebukam |
| WR | 15 | Nick Westbrook-Ikhine | DT | 96 | Taven Bryan |
| LT | 79 | Jaelyn Duncan | DT | 99 | DeForest Buckner |
| LG | 77 | Peter Skoronski | DE | 51 | Kwity Paye |
| C | 55 | Aaron Brewer | WLB | 45 | E.J. Speed |
| RG | 60 | Daniel Brunskill | MLB | 44 | Zaire Franklin |
| RT | 75 | Dillon Radunz | CB | 39 | Darrell Baker |
| RB | 22 | Derrick Henry | CB | 23 | Kenny Moore |
| WR | 10 | DeAndre Hopkins | CB | 40 | Jaylon Jones |
| TE | 88 | Trevon Wesco | FS | 25 | Rodney Thomas |
| QB | 8 | Will Levis | SS | 32 | Julian Blackmon |

| TITANS DEFENSE | | | COLTS OFFENSE | | |
|----------------|----|---------------------|---------------|----|------------------|
| DT | 93 | Teair Tart | TE | 86 | Will Mallory |
| DT | 98 | Jeffery Simmons | WR | 1 | Josh Downs |
| DL | 96 | Denico Autry | LT | 79 | Bernhard Raimann |
| DE | 69 | TK McLendon Jr. | LG | 56 | Quenton Nelson |
| OLB | 58 | Harold Landry III | C | 62 | Wesley French |
| ILB | 2 | Azeez Al-Shaair | RG | 75 | Will Fries |
| LB | 50 | Jack Gibbens | RT | 72 | Braden Smith |
| CB | 26 | Kristian Fulton | WR | 11 | Michael Pittman |
| CB | 0 | Sean Murphy-Bunting | WR | 14 | Alec Pierce |
| S | 35 | K'Von Wallace | QB | 10 | Gardner Minshew |
| S | 37 | Amani Hooker | RB | 28 | Jonathan Taylor |

GAME PREVIEW

TEAM NOTES

PLAYER NOTES

MEDIA

STATISTICS

ROSTERS

WHERE THE TEAMS RANK IN 2023

2022 OFFENSIVE STATISTICS AND NFL RANKING

| OFFENSIVE CATEGORY | TITANS STAT (RANK) | COLTS STAT (RANK) |
|------------------------|--------------------|-------------------|
| Yards / Game | 284.0 (28t) | 341.4 (15) |
| Yards / Play | 5.06 (21) | 5.23 (16) |
| Rushing Yards / Game | 102.7 (21t) | 121.4 (11) |
| Rushing Yards / Play | 4.26 (15) | 4.27 (14) |
| Passing Yards / Game | 181.3 (26) | 220.0 (18) |
| Passing Yards / Play | 6.29 (21) | 6.35 (20) |
| Interception Rate | 2.52% (18) | 2.10% (15) |
| Sacks / Pass Attempt | 11.36% (30) | 6.30% (11) |
| First Downs / Game | 16.7 (29) | 19.1 (19) |
| Punt Return Avg | 7.9 (22) | 9.4 (13) |
| Kickoff Return Avg | 20.3 (26) | 23.6 (10) |
| Field Goals Made | 95.65% (4t) | 82.61% (20) |
| 3rd Down Pct | 31.82% (28) | 37.66% (19) |
| 4th Down Pct | 58.33% (6t) | 50.00% (14t) |
| Red Zone Pct | 38.71% (31) | 60.00% (9) |
| Goal to Go% | 60.00% (25) | 81.25% (7t) |
| Avg Time of Possession | 28:52 (23) | 28:47 (24) |
| Points / Game | 16.8 (26t) | 24.5 (8t) |
| Turnover Ratio | -4 (21) | +2 (12t) |


2022 DEFENSIVE STATISTICS AND NFL RANKING

| DEFENSIVE CATEGORY | TITANS STAT (RANK) | COLTS STAT (RANK) |
|---------------------------|--------------------|-------------------|
| Yards / Game | 335.4 (17) | 353.0 (24) |
| Yards / Play | 5.26 (19) | 5.17 (14) |
| Rushing Yards / Game | 110.8 (15) | 129.3 (26) |
| Rushing Yards / Play | 3.77 (6) | 4.22 (17) |
| Passing Yards / Game | 224.5 (18) | 223.7 (17) |
| Passing Yards / Play | 7.08 (27) | 6.51 (18) |
| Interception Rate | 0.86% (32) | 3.17% (6) |
| Sacks / Pass Attempt | 8.31% (10) | 9.52% (7) |
| First Downs / Game | 19.4 (14t) | 20.4 (24t) |
| Punt Return Avg | 11.1 (23) | 10.7 (21) |
| Kickoff Return Avg | 21.8 (13) | 25.6 (25) |
| 3rd Down Pct | 39.74% (20) | 38.36% (15) |
| 4th Down Pct | 66.67% (28t) | 64.71% (27) |
| Red Zone Pct | 39.47% (4) | 52.94% (16t) |
| Goal to Go% | 53.33% (2t) | 66.67% (12t) |
| Points / Game | 20.4 (9t) | 24.4 (27) |
| Point Differential / Game | -3.5 (24) | 0.1 (16) |
| Yard Differential / Game | -51.4 (24) | -11.6 (17) |

COLTS HEAD COACH SHANE STEICHEN

SHANE STEICHEN AT A GLANCE

- Regular season record: 6-5
- Postseason record: 0-0
- Overall record: 6-5
- vs. Titans: 1-0
- on the road vs. Titans: 0-0
- at home vs. Titans: 1-0
- vs. Mike Vrabel: 1-0
- Year as Colts head coach: 1
- Year as NFL head coach: 1



Shane Steichen's Assistant Coaching Staff:

| | |
|-------------------|--|
| Gus Bradley | Defensive Coordinator |
| Brian Bratton | Offensive Quality Control |
| Jim Bob Cooter | Offensive Coordinator |
| Zane Fakes | Assistant Strength and Conditioning |
| Joe Hastings | Assistant Special Teams |
| Richard Howell | Head Strength and Conditioning |
| Anthony Campanile | Linebackers |
| TJ Ingels | Assistant to the Head Coach |
| Brent Jackson | Defensive Quality Control |
| Rusty Jones | Director of Sports Performance |
| Cato June | Assistant Linebackers |
| Sam Khym | Functional Movement Therapist/ Conditioning |
| Tom Manning | Tight Ends |
| Brian Mason | Special Teams Coordinator |
| Payton McCollum | Defensive Assistant |
| Doug McKenney | Applied Sports Science/Conditioning |
| Ron Milus | Defensive Backs |
| Mike Mitchell | Assistant Defensive Backs |
| Nate Ollie | Defensive Line |
| Matt Raich | Assistant Defensive Line |
| DeAndre Smith | Running Backs |
| Richard Smith | Linebackers/Run Game Coordinator |
| Tony Sparano Jr. | Offensive Line |
| Cam Turner | Quarterbacks |
| Chris Watt | Assistant Offensive Line |
| Reggie Wayne | Wide Receivers |

Shane Steichen was hired as head coach of the Indianapolis Colts on Feb. 14, 2023. He has 13 years of coaching experience, including the last 12 seasons in the NFL. Over the past two seasons, he served as the offensive coordinator for the Eagles. In 2022, he helped Philadelphia reach Super Bowl LVII.

During his two seasons as offensive coordinator, Steichen coordinated an offense that ranked first in the NFL in rushing yards per game (153.6), rushing yards (5,224) and rushing touchdowns (57) over that time. In 2022, he guided a Philadelphia offense that finished in the top 10 in numerous categories, including yards per game (389.1 – third), points per game (28.1 – third), and rushing yards per game (147.6 – fifth). In his second year with the Eagles quarterback **Jalen Hurts**, Steichen helped Hurts set single-season career highs in completions (306), passing yards (3,701), passing touchdowns (22), completion percentage (66.5) and passer rating (101.5). Philadelphia was one of just two teams to have two 1,000-yard receivers (**A.J. Brown** and **DeVonta Smith**) as well as a 1,000-yard rusher (**Miles Sanders**). In 2021, he was instrumental in the development of Hurts, who completed 265-of-432 passes for 3,144 yards with 16 touchdowns and nine interceptions for an 87.2 passer rating in his first season as a starter.

Before arriving in Philadelphia, Steichen spent nine seasons (2011-12, 2014-20) in various roles on the coaching staff with the Los Angeles/San Diego Chargers. The Chargers offense finished in the top 10 in passing yards per game in each of his seven years on the offensive staff, including the league's best in 2017.

In 2020, Steichen's first full season as the Chargers' offensive coordinator, Los Angeles finished in the top 10 in yards per game (382.1 – ninth), passing yards per game (270.6 – sixth), first downs per game (23.3 – sixth), third down percentage (44.2 percent – ninth) and fewest turnovers (16 – tied-fourth). He helped rookie quarterback **Justin Herbert** to 2020 Associated Press Offensive Rookie of the Year honors.

Prior to that, Steichen spent time as interim offensive coordinator (2019), quarterbacks coach (2016-19), offensive quality control (2014-15), and began his NFL career as a defensive assistant with the Chargers (2011-12). He also spent one season as an offensive quality control coach with the Browns in 2013.

In the college ranks, Steichen spent one season as a full-time offensive assistant at Louisville (2010), and three seasons as an offensive graduate assistant (2008-09) and student graduate assistant (2007) at his alma mater, the University of Nevada, Las Vegas. As a four-year letterman (2003-06) at quarterback for the Rebels, Steichen left as the school's 12th all-time leading passer with 2,755 yards and 22 touchdowns.

SHANE STEICHEN'S COACHING BACKGROUND

| | |
|----------------------|--|
| 2023-present: | Indianapolis Colts - Head Coach |
| 2021-22: | Philadelphia Eagles - Offensive Coordinator |
| 2020: | Los Angeles Chargers - Offensive Coordinator |
| 2019: | Los Angeles Chargers - Interim Offensive Coordinator |
| 2016-19: | San Diego/Los Angeles Chargers- Quarterbacks |
| 2014-15: | San Diego Chargers - Offensive Quality Control |
| 2013: | Cleveland Browns - Offensive Quality Control |
| 2011-12: | San Diego Chargers - Defensive Assistant |
| 2010: | University of Louisville - Offensive Assistant |
| 2007-09: | University of Nevada, Las Vegas - Graduate Assistant |

TITANS-COLTS CONNECTIONS

TEAM AND LOCAL CONNECTIONS

FORMER COLTS

- Titans defensive lineman **Denico Autry** played three seasons with the Colts (2018-20) and saw action in 40 games with 38 starts. He totaled 102 tackles, 27 tackles for loss, 20 sacks and three forced fumbles. He played with Colts assistant defensive backs coach **Mike Mitchell** in 2018.
- Titans general manager **Ran Carthon** played running back with the Colts from 2004-06. He was a part of the Colts 2006 team that won Super Bowl XLI, along with Colts wide receivers coach **Reggie Wayne**.

FORMER TITANS

- Colts linebackers coach **Richard Smith** was on the Houston Oilers as a special teams, tight ends, offensive line and linebackers coach for five seasons (1988-92).




COLTS WITH NASHVILLE/TENNESSEE AREA CONNECTIONS




- Colts manager of coaching operations **Tyler Boyles** coached at Middle Tennessee State for five seasons, the first two as a graduate assistant (2015-16) and the following three as an offensive quality control coach (2017-19). The team finished 34-31 over those five seasons, winning the Camellia Bowl in 2017.
- Colts offensive coordinator **Jim Bob Cooter** played at the University of Tennessee from 2002-06 and began his coaching career as a graduate assistant from 2007-08. He is a native of Fayetteville, Tenn., and attended Lincoln County High School.
- Colts defensive line coach **Nate Ollie** coached at University of Tennessee for three seasons (2015-17). The team went 22-16 during his time in Knoxville.
- Colts defensive end **Dayo Odeyingbo** played football at Vanderbilt for four seasons (2017-20). He saw action in 44 games with 29 starts for the Commodores and totaled 125 tackles, 12 sacks, one interception and one forced fumble.
- Colts offensive quality control coach **Brian Bratton** played for the Nashville Kats in the Arena Football League in 2006.




TITANS WITH INDIANAPOLIS/INDIANA AREA CONNECTIONS




- Titans wide receiver **Nick Westbrook-Ikhine** played at the University of Indiana from 2015-19. He appeared in 52 games with 36 starts for the Hoosiers and totaled 144 receptions for 2,226 yards and 16 touchdowns. Upon graduating, he ranked sixth in school history in career catches, seventh in yards and touchdowns, and tied for seventh in games with 100 yards receiving.




FORMER COLLEGE TEAMMATES

| | |
|---|--|
|  |  RB Derrick Henry (2013-15) |
| |  DB Tony Brown (2014-17) OL Ryan Kelly (2012-15) |




| | |
|---|---|
|  |  Tim Kelly (coach) (2011) |
| |  Nate Ollie (player) (2010-13) |




| | |
|---|--|
|  |  CB Sean Murphy-Bunting (2016-18) |
| |  OL Bernhard Raimann (2018-21) |




| | |
|---|---|
|  |  TE Josh Whyte (2018-22) |
| |  Brian Mason (coach) (2018-21) WR Alec Pierce (2018-21) |




| | |
|---|---|
|  |  TE Chig Okonkwo (2018-21) |
| |  OL Jaelyn Duncan (2018-22) |


| | |
|---|---|
|  |  OL Peter Skoronski (2020-22) |
| |  DT Adetomiwa Adebawore (2019-22) |




| | |
|---|---|
|  |  Scott Booker (coach) (2010-16) |
| |  OL Quenton Nelson (2015-16) |

| | |
|---|--|
|  |  Ryan Crow (coach) (2017) |
| |  DE Tyquan Lewis (2014-17) |




| | |
|---|--|
|  |  QB Will Levis (2019-20) |
| |  OL Will Fries (2017-20) |




| | |
|--|--|
|  |  Zak Kuhr (coach) (2019) |
| |  QB Sam Ehlinger (2017-20) |



| | |
|---|--|
|  |  RB Tyjae Spears (2019-22) |
| |  Chris Watt (coach) (2021) |

| | |
|---|--|
|  |  DB Elijah Molden (2017-20) |
| |  Payton McCollum (coach) (2020-21) |

FORMER NFL TEAMMATES

| | |
|---|---|
|  |  Chris Harris (player) (2005-06, 11-12) |
| |  Rusty Jones (coach) (2005-12) |

| | |
|---|---|
|  |  DL Kyle Peko (2019) |
| |  WR Isaiah McKenzie (2018-22) RB Zack Moss (2020-22) |

| | |
|---|---|
|  |  Justin Outten (coach) (2022) |
| |  DE Jake Martin (2022) |

TITANS-COLTS CONNECTIONS

FORMER NFL TEAMMATES

| | | | |
|--|--|--|---|
| | | OL Chris Hubbard (IR) Mike Sullivan (coach) | (2018-22) (2013) |
| | | DT Taven Bryan Shane Steichen (coach) | (2022) (2013) |
| | | CB Sean Murphy-Bunting Lori Locust (coach) | (2019-22) (2019-22) |
| | | LB Grant Stuard K Matt Gay | (2021) (2019) |
| | | WR DeAndre Hopkins | (2020-22) |
| | | Cam Turner (coach) | (2018-22) |
| | | LB Azeez Al-Shaair OL Daniel Brunskill OLB Arden Key Ran Carthon (GM) | (2019-22) (2019-22) (2021) (2017-22) |
| | | DE DeForest Buckner RB Trey Sermon LB Sermon Ebukam | (2016-19) (2021) (2021-22) |

FORMER NFL TEAMMATES

| | | | |
|--|--|--|--|
| | | TE Trevon Wesco | (2019-21) |
| | | Nate Ollie (coach) Jim Bob Cooter (coach) | (2021) (2019-20) |
| | | Justin Outten (coach) | (2019-21) |
| | | CB Tony Brown | (2018-19) |
| | | Chris Harris (player) | (2007-09) |
| | | Ron Milus (coach) Richard Smith (coach) | (2009-10) (2009-10) |
| | | WR DeAndre Hopkins | (2013-19) |
| | | DE Jake Martin | (2019-21) |
| | | OL Andre Dillard | (2019-22) |
| | | Shane Steichen (coach) Jim Bob Cooter (coach) RB Trey Sermon Nate Ollie (coach) | (2021-22) (2021) (2022) (2019-20) |

CAREER GAME-BY-GAME STATS VS. THE COLTS: TITANS OFFENSE

QUARTERBACKS

Ryan Tannehill (Passing)

| Date | Opp | W-L | G/S | Att | Cmp | Pct | Yds | Yd/A | TD | TD% | Int | Int% | Lg | Sk | Lst | Rate |
|---------------|-------|------------|--------------|------------|------------|-------------|-------------|------------|-----------|------------|----------|------------|-----------|-----------|------------|-------------|
| 11/4/12 | @ Ind | L | QB | 38 | 22 | 57.9 | 290 | 7.6 | 1 | 2.6 | 0 | 0.0 | 35 | 2 | 9 | 90.9 |
| 9/15/13 | @ Ind | W | QB | 34 | 23 | 67.6 | 319 | 9.4 | 1 | 2.9 | 0 | 0.0 | 67 | 5 | 22 | 107.4 |
| 12/27/15 | Ind | L | QB | 38 | 26 | 68.4 | 329 | 8.7 | 0 | 0.0 | 1 | 2.6 | 49 | 6 | 50 | 84.2 |
| 11/25/18 | @ Ind | L | QB | 25 | 17 | 68.0 | 204 | 8.2 | 2 | 8.0 | 0 | 0.0 | 74t | 1 | 3 | 119.4 |
| 12/1/19 | @ Ind | W | QB | 22 | 17 | 77.3 | 182 | 8.3 | 2 | 9.1 | 0 | 0.0 | 40 | 6 | 44 | 131.2 |
| 11/12/20 | Ind | L | QB | 27 | 15 | 55.6 | 147 | 5.4 | 1 | 3.7 | 0 | 0.0 | 21 | 1 | 10 | 83.4 |
| 11/29/20 | @ Ind | W | QB | 22 | 13 | 59.1 | 221 | 10.0 | 1 | 4.5 | 0 | 0.0 | 69t | 1 | 1 | 108.3 |
| 9/26/21 | Ind | W | QB | 27 | 18 | 66.7 | 197 | 7.3 | 3 | 11.1 | 2 | 7.4 | 26 | 1 | 9 | 94.2 |
| 10/31/21 | @ Ind | W | QB | 33 | 23 | 69.7 | 265 | 8.0 | 3 | 9.1 | 2 | 6.1 | 57t | 3 | 18 | 98.7 |
| 10/2/22 | @ Ind | W | QB | 21 | 17 | 81.0 | 137 | 6.5 | 2 | 9.5 | 0 | 0.0 | 23 | 3 | 21 | 125.6 |
| 10/23/22 | Ind | W | QB | 20 | 13 | 65.0 | 132 | 6.6 | 0 | 0.0 | 0 | 0.0 | 27 | 2 | 16 | 83.8 |
| 10/8/23 | @Ind | L | QB | 34 | 23 | 67.6 | 264 | 7.8 | 0 | 0.0 | 1 | 2.9 | 36 | 1 | 5 | 78.6 |
| Totals | | 7-5 | 12/12 | 341 | 227 | 66.6 | 2687 | 7.9 | 16 | 4.7 | 6 | 1.8 | 74 | 32 | 208 | 98.7 |

Ryan Tannehill (Rushing)

| Date | Opp | W-L | G/S | Att | Yds | Avg | Lg | TD |
|---------------|-------|------------|--------------|-----------|------------|------------|-----------|----------|
| 11/4/12 | @ Ind | L | QB | 1 | -1 | -1.0 | -1 | 0 |
| 9/15/13 | @ Ind | W | QB | 4 | 1 | 0.3 | 2 | 0 |
| 12/27/15 | Ind | L | QB | 1 | 28 | 28.0 | 28 | 0 |
| 11/25/18 | @ Ind | L | QB | 3 | 14 | 4.7 | 9 | 0 |
| 12/1/19 | @ Ind | W | QB | 4 | 5 | 1.3 | 8 | 0 |
| 11/12/20 | Ind | L | QB | 2 | 9 | 4.5 | 5 | 0 |
| 11/29/20 | @ Ind | W | QB | 2 | 3 | 1.5 | 2 | 1 |
| 9/26/21 | Ind | W | QB | 5 | 56 | 11.2 | 28 | 0 |
| 10/31/21 | @ Ind | W | QB | 2 | 26 | 13.0 | 13 | 0 |
| 10/2/22 | @ Ind | W | QB | 5 | 9 | 1.8 | 9 | 0 |
| 10/23/22 | Ind | W | QB | 4 | 6 | 1.5 | 8 | 0 |
| 10/8/23 | @Ind | L | QB | 2 | 12 | 6.0 | 13 | 0 |
| Totals | | 7-5 | 12/12 | 35 | 168 | 4.8 | 28 | 1 |

Will Levis (Passing)

| Date | Opp | W-L | G/S | Att | Cmp | Pct | Yds | Yd/A | TD | TD% | Int | Int% | Lg | Sk | Lst | Rate |
|---------------|-----|------------|------------|----------|----------|----------|----------|----------|----------|----------|----------|------------|----------|----------|----------|----------|
| None | | | | | | | | | | | | | | | | |
| Totals | | 0-0 | 0/0 | 0 | 0 | - | 0 | - | 0 | - | 0 | 0.0 | - | 0 | 0 | - |

CAREER GAME-BY-GAME STATS VS. THE COLTS: TITANS OFFENSE

Malik Willis

| Date | Opp | W-L | G/S | Att | Cmp | Pct | Yds | Yd/A | TD | TD% | Int | Int% | Lg | Sk | Lst | Rate |
|---------------|-----|------------|------------|----------|----------|----------|----------|----------|----------|----------|----------|----------|----------|----------|----------|----------|
| 10/23/22 | Ind | W | | 0 | 0 | - | 0 | - | 0 | - | 0 | 0.0 | - | 0 | 0 | - |
| Totals | | 1-0 | 1/0 | 0 | 0 | - | 0 | - | 0 | - | 0 | - | - | 0 | 0 | - |

RUNNING BACKS

Derrick Henry

| Date | Opp | W-L | G/S | Rushing | | | | | Receiving | | | | |
|---------------|-------|------------|--------------|------------|-------------|------------|-----------|----------|-----------|------------|------------|-----------|----------|
| | | | | Att | Yds | Avg | Lg | TD | Rec | Yds | Avg | Lg | TD |
| 10/23/16 | Ind | L | | 1 | 3 | 3.0 | 3 | 0 | 0 | 0 | - | - | 0 |
| 11/20/16 | @ Ind | L | | 0 | 0 | - | - | 0 | 0 | 0 | - | - | 0 |
| 10/16/17 | Ind | W | | 19 | 131 | 6.9 | 72t | 1 | 1 | 14 | 14.0 | 14 | 0 |
| 11/26/17 | @ Ind | W | | 13 | 79 | 6.1 | 16 | 0 | 1 | 10 | 10.0 | 10 | 0 |
| 11/18/18 | @ Ind | L | | 9 | 46 | 5.1 | 16 | 0 | 0 | 0 | - | - | 0 |
| 12/30/18 | Ind | L | RB | 16 | 93 | 5.8 | 33 | 0 | 1 | 13 | 13.0 | 13 | 0 |
| 9/15/19 | Ind | L | RB | 15 | 82 | 5.5 | 18 | 1 | 2 | 12 | 6.0 | 9 | 0 |
| 12/1/19 | @ Ind | W | RB | 26 | 149 | 5.7 | 34 | 1 | 3 | 17 | 5.7 | 9 | 0 |
| 11/12/20 | Ind | L | RB | 19 | 103 | 5.4 | 20 | 0 | 1 | 6 | 6.0 | 6 | 0 |
| 11/29/20 | @ Ind | W | RB | 27 | 178 | 6.6 | 31 | 3 | 2 | 7 | 3.5 | 4 | 0 |
| 9/26/21 | Ind | W | RB | 28 | 113 | 4.0 | 19 | 0 | 3 | 31 | 10.3 | 14 | 0 |
| 10/31/21 | @ Ind | W | RB | 28 | 68 | 2.4 | 9 | 0 | 0 | 0 | - | - | 0 |
| 10/2/22 | @ Ind | W | RB | 22 | 114 | 5.2 | 19t | 1 | 3 | 33 | 11.0 | 22 | 0 |
| 10/23/22 | Ind | W | RB | 30 | 128 | 4.3 | 23 | 0 | 3 | 10 | 3.3 | 9 | 0 |
| 10/8/23 | @Ind | L | RB | 13 | 43 | 3.3 | 8 | 0 | 3 | 19 | 6.3 | 13 | 0 |
| Totals | | 8-7 | 15/10 | 266 | 1330 | 5.0 | 72 | 7 | 23 | 172 | 7.5 | 22 | 0 |

Tyjae Spears

| Date | Opp | W-L | G/S | Rushing | | | | | Receiving | | | | |
|---------------|------|------------|------------|----------|-----------|------------|-----------|----------|-----------|-----------|------------|-----------|----------|
| | | | | Att | Yds | Avg | Lg | TD | Rec | Yds | Avg | Lg | TD |
| 10/8/23 | @Ind | L | | 7 | 34 | 4.9 | 19 | 1 | 4 | 35 | 8.8 | 14 | 0 |
| Totals | | 0-1 | 1/0 | 7 | 34 | 4.9 | 19 | 1 | 4 | 35 | 8.8 | 14 | 0 |

WIDE RECEIVERS

Treyton Burks

| Date | Opp | W-L | G/S | Rec | Yds | Avg | Lg | TD |
|---------------|------|------------|------------|----------|-----------|------------|----------|----------|
| 10/2/22 | @Ind | W | WR | 2 | 14 | 7.0 | 8 | 0 |
| Totals | | 1-0 | 1/1 | 2 | 14 | 7.0 | 8 | 0 |

Colton Dowell

| Date | Opp | W-L | G/S | Rec | Yds | Avg | Lg | TD |
|---------------|------|------------|------------|----------|----------|----------|----------|----------|
| 10/8/23 | @Ind | L | | 0 | 0 | - | - | 0 |
| Totals | | 0-1 | 1/0 | 0 | 0 | - | - | 0 |

DeAndre Hopkins

| Date | Opp | W-L | G/S | Rec | Yds | Avg | Lg | TD |
|-----------------------|------|------------|--------------|-----------|-------------|-------------|-----------|----------|
| 11/3/13 | Ind | L | WR | 3 | 54 | 18 | 31 | 0 |
| 12/15/13 | @Ind | L | WR | 3 | 52 | 17.3 | 39 | 0 |
| 10/9/14 | Ind | L | WR | 1 | 12 | 12 | 12 | 0 |
| 12/14/14 | @Ind | L | WR | 5 | 77 | 15.4 | 35 | 0 |
| 10/8/15 | Ind | L | WR | 11 | 169 | 15.4 | 34 | 0 |
| 12/20/15 | @Ind | W | WR | 8 | 94 | 11.8 | 28 | 0 |
| 10/16/16 | Ind | W | WR | 9 | 71 | 7.9 | 12 | 0 |
| 12/11/16 | @Ind | W | WR | 2 | 33 | 16.5 | 22 | 0 |
| 11/5/17 | Ind | L | WR | 6 | 86 | 14.3 | 34t | 1 |
| 9/30/18 | @Ind | W | WR | 10 | 169 | 16.9 | 30 | 1 |
| 12/9/18 | Ind | L | WR | 4 | 36 | 9 | 13 | 1 |
| 10/20/19 | @Ind | L | WR | 9 | 106 | 11.8 | 21 | 1 |
| 11/21/19 | Ind | W | WR | 6 | 94 | 15.7 | 35t | 2 |
| 10/8/23 | @Ind | L | WR | 8 | 140 | 17.5 | 36 | 0 |
| Totals | | 5-9 | 14/14 | 85 | 1193 | 14.0 | 39 | 6 |
| Playoffs | | | | | | | | |
| 1/5/19 | Ind | L | WR | 5 | 37 | 7.4 | 13 | 0 |
| Playoff Totals | | 0-1 | 1/1 | 5 | 37 | 7.4 | 13 | 0 |

Chris Moore

| Date | Opp | W-L | G/S | Rec | Yds | Avg | Lg | TD |
|---------------|------|--------------|------------|-----------|-----------|------------|-----------|----------|
| 12/23/17 | Ind | W | WR | 2 | 29 | 14.5 | 20 | 0 |
| 10/17/21 | @Ind | L | | 4 | 14 | 3.5 | 11 | 0 |
| 12/5/21 | Ind | L | | 0 | 0 | - | - | 0 |
| 9/11/22 | Ind | T | | 3 | 31 | 10.3 | 11 | 0 |
| 1/8/23 | @Ind | W | WR | 2 | 22 | 11 | 12 | 0 |
| 10/8/23 | @Ind | L | | 0 | 0 | - | - | 0 |
| Totals | | 2-3-1 | 6/2 | 11 | 96 | 8.7 | 20 | 0 |

Kyle Philips

| Date | Opp | W-L | G/S | Rec | Yds | Avg | Lg | TD |
|---------------|------|------------|------------|----------|----------|----------|----------|----------|
| 10/2/22 | @Ind | W | | 0 | 0 | - | - | 0 |
| 10/8/23 | @Ind | L | | 0 | 0 | - | - | 0 |
| Totals | | 1-1 | 2/0 | 0 | 0 | - | - | 0 |

Nick Westbrook-Ikhine

| Date | Opp | W-L | G/S | Rec | Yds | Avg | Lg | TD |
|---------------|-------|------------|------------|----------|-----------|-------------|-----------|----------|
| 11/12/20 | Ind | L | | 0 | 0 | - | - | 0 |
| 11/29/20 | @ Ind | W | | 0 | 0 | - | - | 0 |
| 9/26/21 | Ind | W | WR | 4 | 53 | 13.3 | 18t | 1 |
| 10/31/21 | @ Ind | W | | 2 | 16 | 8.0 | 11 | 1 |
| 10/2/22 | @Ind | W | WR | 0 | 0 | - | - | 0 |
| 10/23/22 | Ind | W | WR | 0 | 0 | - | - | 0 |
| 10/8/23 | @Ind | L | WR | 1 | 9 | 9.0 | 9 | 0 |
| Totals | | 5-2 | 7/4 | 7 | 78 | 11.1 | 18 | 2 |

CAREER GAME-BY-GAME STATS VS. THE COLTS: TITANS OFFENSE

TIGHT ENDS

Chig Okonkwo

| Date | Opp | W-L | G/S | Rec | Yds | Avg | Lg | TD |
|---------------|------|------------|------------|----------|-----------|------------|-----------|----------|
| 10/2/22 | @Ind | W | TE | 3 | 38 | 12.7 | 23 | 1 |
| 10/23/22 | Ind | W | TE | 0 | 0 | - | - | 0 |
| 10/8/23 | @Ind | L | TE | 5 | 33 | 6.6 | 11 | 0 |
| Totals | | 2-1 | 3/3 | 8 | 71 | 8.9 | 23 | 1 |

Trevon Wesco

| Date | Opp | W-L | G/S | Rec | Yds | Avg | Lg | TD |
|---------------|------|------------|------------|----------|-----------|-------------|-----------|----------|
| 9/27/20 | @Ind | L | | 0 | 0 | - | - | 0 |
| 11/4/21 | @Ind | L | | 2 | 16 | 8.0 | 10 | 0 |
| 10/8/23 | @Ind | L | | 1 | 21 | 21.0 | 21 | 0 |
| Totals | | 0-3 | 3/0 | 3 | 37 | 12.3 | 21 | 0 |

Kevin Rader

| Date | Opp | W-L | G/S | Rec | Yds | Avg | Lg | TD |
|---------------|------|------------|------------|----------|----------|----------|----------|----------|
| 10/2/22 | @Ind | W | | 0 | 0 | - | - | 0 |
| 10/23/22 | Ind | W | | 0 | 0 | - | - | 0 |
| 10/8/23 | @Ind | L | | 0 | 0 | - | - | 0 |
| Totals | | 2-1 | 3/0 | 0 | 0 | - | - | 0 |

Josh Whyte

| Date | Opp | W-L | G/S | Rec | Yds | Avg | Lg | TD |
|---------------|------|------------|------------|----------|----------|------------|----------|----------|
| 10/8/23 | @Ind | L | TE | 1 | 7 | 7.0 | 7 | 0 |
| Totals | | 0-1 | 1/1 | 1 | 7 | 7.0 | 7 | 0 |

CAREER GAME-BY-GAME STATS VS. THE COLTS: TITANS SPECIALISTS

RETURNERS

Eric Garror

| Date | Opp | W-L | PR | FC | Yds | Avg | Lg | TD | KR | Yds | Avg | Lg | TD |
|---------------|-----|------------|----------|----------|----------|----------|----------|----------|----------|----------|----------|----------|----------|
| None | | | | | | | | | | | | | |
| Totals | | 1-0 | 0 | 0 | 0 | - | - | 0 | 0 | 0 | - | - | 0 |

Chris Moore

| Date | Opp | W-L | PR | FC | Yds | Avg | Lg | TD | KR | Yds | Avg | Lg | TD |
|---------------|------|--------------|----------|----------|----------|----------|----------|----------|----------|----------|----------|----------|----------|
| 12/23/17 | Ind | W | 0 | 0 | 0 | - | - | 0 | 0 | 0 | - | - | 0 |
| 10/17/21 | @Ind | L | 0 | 0 | 0 | - | - | 0 | 0 | 0 | - | - | 0 |
| 12/5/21 | Ind | L | 0 | 0 | 0 | - | - | 0 | 0 | 0 | - | - | 0 |
| 9/11/22 | Ind | T | 0 | 0 | 0 | - | - | 0 | 0 | 0 | - | - | 0 |
| 1/8/23 | @Ind | W | 0 | 0 | 0 | - | - | 0 | 0 | 0 | - | - | 0 |
| 10/8/23 | @Ind | L | 0 | 0 | 0 | - | - | 0 | 0 | 0 | - | - | 0 |
| Totals | | 2-3-1 | 0 | 0 | 0 | - | - | 0 | 0 | 0 | - | - | 0 |

Kyle Philips

| Date | Opp | W-L | PR | FC | Yds | Avg | Lg | TD | KR | Yds | Avg | Lg | TD |
|---------------|------|------------|----------|----------|-----------|-------------|-----------|----------|----------|----------|----------|----------|----------|
| 10/2/22 | @Ind | W | 0 | 0 | 0 | - | - | 0 | 0 | 0 | - | - | 0 |
| 10/8/23 | @Ind | L | 1 | 0 | 12 | 12.0 | 12 | 0 | 0 | 0 | - | - | 0 |
| Totals | | 1-1 | 1 | 0 | 12 | 12.0 | 12 | 0 | 0 | 0 | - | - | 0 |

Tyjae Spears

| Date | Opp | W-L | PR | FC | Yds | Avg | Lg | TD | KR | Yds | Avg | Lg | TD |
|---------------|------|------------|----------|----------|----------|----------|----------|----------|----------|-----------|-------------|-----------|----------|
| 10/8/23 | @Ind | L | 0 | 0 | 0 | - | - | 0 | 1 | 12 | 12.0 | 12 | 0 |
| Totals | | 0-1 | 0 | 0 | 0 | - | - | 0 | 1 | 12 | 12.0 | 12 | 0 |

KICKERS

Nick Folk

| Date | Opp | W-L | FGM | FGA | Pct | XPM | XPA | 1-19 | 20-29 | 30-39 | 40-49 | 50+ | Lg | KO | TB |
|-----------------------|------|------------|-----------|-----------|--------------|-----------|-----------|------------|------------|------------|------------|------------|-----------|-----------|----------|
| 10/14/12 | Ind | W | 0 | 0 | - | 5 | 5 | 0-0 | 0-0 | 0-0 | 0-0 | 0-0 | - | 6 | 2 |
| 9/21/15 | @Ind | W | 2 | 3 | 66.7 | 2 | 2 | 0-0 | 0-0 | 1-1 | 1-2 | 0-0 | 46 | 5 | 1 |
| 12/5/16 | Ind | L | 1 | 1 | 100.0 | 1 | 1 | 0-0 | 0-0 | 1-1 | 0-0 | 0-0 | 38 | 3 | 2 |
| 12/18/21 | @Ind | L | 1 | 1 | 100.0 | 2 | 2 | 0-0 | 1-1 | 0-0 | 0-0 | 0-0 | 25 | 1 | 0 |
| 11/6/22 | Ind | W | 4 | 4 | 100.0 | 2 | 2 | 0-0 | 1-1 | 0-0 | 3-3 | 0-0 | 49 | 0 | 0 |
| 10/8/23 | @Ind | L | 3 | 3 | 100.0 | 1 | 1 | 0-0 | 1-1 | 1-1 | 0-0 | 1-1 | 53 | 5 | 3 |
| Totals | | 3-3 | 11 | 12 | 91.7 | 13 | 13 | 0-0 | 3-3 | 3-3 | 4-5 | 1-1 | 53 | 20 | 8 |
| Playoffs | | | | | | | | | | | | | | | |
| 1/8/11 | @Ind | W | 1 | 1 | 100.0 | 2 | 2 | 0-0 | 0-0 | 1-1 | 0-0 | 0-0 | 32 | 3 | 1 |
| Playoff Totals | | 1-0 | 1 | 1 | 100.0 | 2 | 2 | 0-0 | 0-0 | 1-1 | 0-0 | 0-0 | 32 | 3 | 1 |

PUNTERS

Ryan Stonehouse

| Date | Opp | W-L | Num | Blk | Yds | Avg | Lg | TB | In20 | NetAvg |
|---------------|------|------------|----------|----------|------------|-------------|-----------|----------|----------|-------------|
| 10/2/22 | @Ind | W | 4 | 0 | 211 | 52.8 | 57 | 0 | 0 | 47.8 |
| 10/23/22 | Ind | W | 3 | 0 | 164 | 54.7 | 58 | 0 | 0 | 39.0 |
| 10/8/23 | @Ind | L | 1 | 0 | 43 | 43.0 | 43 | 0 | 0 | 38.0 |
| Totals | | 2-1 | 8 | 0 | 418 | 52.3 | 58 | 0 | 0 | 43.3 |

CAREER GAME-BY-GAME STATS VS. THE COLTS: TITANS DEFENSE

Azeez Al-Shaair (LB)

| Date | Opp | W-L | G/S | Tackle | Sack | Int | FF | FR |
|---------------|------|------------|------------|-----------|------------|----------|----------|----------|
| 10/24/21 | Ind | L | SLB | 8 | 0.0 | 0 | 0 | 1 |
| 10/8/23 | @Ind | W | LB | 15 | 0.0 | 0 | 0 | 0 |
| Totals | | 1-1 | 2/2 | 23 | 0.0 | 0 | 0 | 1 |

Denico Autry (DL)

| Date | Opp | W-L | G/S | Tackle | Sack | Int | FF | FR |
|---------------|------|------------|------------|-----------|------------|----------|----------|----------|
| 12/24/16 | Ind | W | DT | 0 | 0.0 | 0 | 0 | 0 |
| 9/26/21 | Ind | W | DE | 0 | 0.0 | 0 | 0 | 0 |
| 10/31/21 | @Ind | W | DE | 3 | 0.0 | 0 | 0 | 0 |
| 10/2/22 | @Ind | W | DT | 2 | 2.0 | 0 | 1 | 0 |
| 10/23/22 | Ind | W | DE | 3 | 1.0 | 0 | 0 | 0 |
| 10/8/23 | @Ind | L | DT | 2 | 0.0 | 0 | 0 | 0 |
| Totals | | 5-1 | 6/6 | 10 | 3.0 | 0 | 1 | 0 |

Tre Avery (CB)

| Date | Opp | W-L | G/S | Tackle | Sack | Int | FF | FR |
|---------------|------|------------|------------|----------|------------|----------|----------|----------|
| 10/2/22 | @Ind | W | | 0 | 0.0 | 0 | 0 | 0 |
| 10/23/22 | Ind | W | | 0 | 0.0 | 0 | 0 | 0 |
| 10/8/23 | @Ind | L | | 0 | 0.0 | 0 | 0 | 0 |
| Totals | | 2-1 | 3/0 | 0 | 0.0 | 0 | 0 | 0 |

Mike Brown (S)

| Date | Opp | W-L | G/S | Tackle | Sack | Int | FF | FR |
|---------------|-----|------------|------------|----------|------------|----------|----------|----------|
| None | | | | | | | | |
| Totals | | 0-0 | 0/0 | 0 | 0.0 | 0 | 0 | 0 |

Terrell Edmunds (S)

| Date | Opp | W-L | G/S | Tackle | Sack | Int | FF | FR |
|---------------|------|------------|------------|-----------|------------|----------|----------|----------|
| 11/3/19 | Ind | W | SS | 8 | 0.0 | 0 | 0 | 0 |
| 12/27/20 | Ind | W | | 4 | 0.0 | 0 | 0 | 0 |
| 11/28/22 | @Ind | W | SS | 6 | 1.0 | 0 | 0 | 0 |
| Totals | | 3-0 | 3/2 | 18 | 1.0 | 0 | 0 | 0 |

Kristian Fulton (CB)

| Date | Opp | W-L | G/S | Tackle | Sack | Int | FF | FR |
|---------------|------|------------|------------|-----------|------------|----------|----------|----------|
| 9/26/21 | Ind | W | CB | 4 | 0.0 | 0 | 0 | 0 |
| 10/2/22 | @Ind | W | CB | 3 | 0.0 | 0 | 0 | 1 |
| 10/23/22 | Ind | W | CB | 6 | 0.0 | 0 | 0 | 0 |
| 10/8/23 | @Ind | L | CB | 7 | 0.0 | 0 | 0 | 0 |
| Totals | | 3-1 | 4/4 | 20 | 0.0 | 0 | 0 | 1 |

Eric Garror (DB)

| Date | Opp | W-L | G/S | Tackle | Sack | Int | FF | FR |
|---------------|-----|------------|------------|----------|------------|----------|----------|----------|
| None | | | | | | | | |
| Totals | | 0-0 | 0/0 | 0 | 0.0 | 0 | 0 | 0 |

Jack Gibbens (LB)

| Date | Opp | W-L | G/S | Tackle | Sack | Int | FF | FR |
|---------------|------|------------|------------|-----------|------------|----------|----------|----------|
| 10/8/23 | @Ind | L | LB | 10 | 0.0 | 0 | 0 | 0 |
| Totals | | 0-1 | 1/1 | 10 | 0.0 | 0 | 0 | 0 |

Luke Gifford (LB)

| Date | Opp | W-L | G/S | Tackle | Sack | Int | FF | FR |
|---------------|-----|------------|------------|----------|------------|----------|----------|----------|
| 12/4/22 | Ind | W | | 0 | 0.0 | 0 | 0 | 0 |
| Totals | | 1-0 | 1/0 | 0 | 0.0 | 0 | 0 | 0 |

Trevis Gipson (OLB)

| Date | Opp | W-L | G/S | Tackle | Sack | Int | FF | FR |
|---------------|------|------------|------------|----------|------------|----------|----------|----------|
| 10/4/20 | Ind | L | | 0 | 0.0 | 0 | 0 | 0 |
| 10/8/23 | @Ind | L | | 0 | 0.0 | 0 | 0 | 0 |
| Totals | | 0-2 | 2/0 | 0 | 0.0 | 0 | 0 | 0 |

Amani Hooker (S)

| Date | Opp | W-L | G/S | Tackle | Sack | Int | FF | FR |
|---------------|------|------------|------------|-----------|------------|----------|----------|----------|
| 9/15/19 | Ind | L | | 0 | 0.0 | 0 | 0 | 0 |
| 12/1/19 | @Ind | W | | 1 | 0.0 | 0 | 0 | 0 |
| 11/12/20 | Ind | L | | 1 | 0.0 | 0 | 0 | 0 |
| 11/29/20 | @Ind | W | | 0 | 0.0 | 0 | 0 | 0 |
| 10/31/21 | @Ind | W | S | 4 | 0.0 | 0 | 0 | 0 |
| 10/23/22 | Ind | W | DB | 10 | 0.0 | 0 | 0 | 1 |
| 10/8/23 | @Ind | L | S | 4 | 0.0 | 0 | 0 | 0 |
| Totals | | 4-3 | 7/3 | 20 | 0.0 | 0 | 0 | 1 |

Anthony Kendall (CB)

| Date | Opp | W-L | G/S | Tackle | Sack | Int | FF | FR |
|---------------|------|------------|------------|----------|------------|----------|----------|----------|
| 10/8/23 | @Ind | L | | 0 | 0.0 | 0 | 0 | 0 |
| Totals | | 0-1 | 1/0 | 0 | 0.0 | 0 | 0 | 0 |

Arden Key (OLB)

| Date | Opp | W-L | G/S | Tackle | Sack | Int | FF | FR |
|---------------|------|------------|------------|----------|------------|----------|----------|----------|
| 10/28/18 | Ind | L | DE | 2 | 0.0 | 0 | 0 | 0 |
| 9/29/19 | @Ind | W | | 0 | 0.0 | 0 | 0 | 0 |
| 12/13/20 | Ind | L | | 1 | 0.0 | 0 | 0 | 0 |
| 10/24/21 | Ind | L | | 2 | 0.0 | 0 | 0 | 0 |
| 9/18/22 | Ind | W | | 1 | 1.0 | 0 | 0 | 0 |
| 10/16/22 | @Ind | L | | 1 | 0.0 | 0 | 0 | 0 |
| 10/8/23 | @Ind | L | | 2 | 0.0 | 0 | 0 | 0 |
| Totals | | 2-5 | 7/1 | 9 | 1.0 | 0 | 0 | 0 |

Harold Landry III (OLB)

| Date | Opp | W-L | G/S | Tackle | Sack | Int | FF | FR |
|---------------|------|------------|------------|-----------|------------|----------|----------|----------|
| 11/18/18 | @Ind | L | | 3 | 0.0 | 0 | 0 | 0 |
| 12/30/18 | Ind | L | LB | 4 | 1.0 | 0 | 0 | 0 |
| 9/15/19 | Ind | L | LB | 6 | 1.0 | 0 | 0 | 1 |
| 12/1/19 | @Ind | W | LB | 5 | 1.0 | 0 | 0 | 0 |
| 11/12/20 | Ind | L | LB | 5 | 0.0 | 0 | 0 | 0 |
| 11/29/20 | @Ind | W | LB | 1 | 1.0 | 0 | 0 | 0 |
| 9/26/21 | Ind | W | LB | 4 | 0.5 | 0 | 0 | 0 |
| 10/31/21 | @Ind | W | LB | 5 | 1.0 | 0 | 1 | 0 |
| 10/8/23 | @Ind | L | LB | 4 | 0.0 | 0 | 0 | 0 |
| Totals | | 4-5 | 9/8 | 37 | 5.5 | 0 | 0 | 0 |

Roger McCreary (CB)

| Date | Opp | W-L | G/S | Tackle | Sack | Int | FF | FR |
|---------------|------|------------|------------|-----------|------------|----------|----------|----------|
| 10/2/22 | @Ind | W | CB | 7 | 0.0 | 0 | 0 | 0 |
| 10/23/22 | Ind | W | CB | 5 | 0.0 | 0 | 0 | 0 |
| 10/8/23 | @Ind | L | CB | 8 | 1.0 | 0 | 1 | 0 |
| Totals | | 2-1 | 3/3 | 20 | 1.0 | 0 | 1 | 0 |

TK McLendon Jr. (DE)

| Date | Opp | W-L | G/S | Tackle | Sack | Int | FF | FR |
|---------------|-----|------------|------------|----------|------------|----------|----------|----------|
| None | | | | | | | | |
| Totals | | 0-0 | 0/0 | 0 | 0.0 | 0 | 0 | 0 |

Elijah Molden (CB)

| Date | Opp | W-L | G/S | Tackle | Sack | Int | FF | FR |
|---------------|------|------------|------------|----------|------------|----------|----------|----------|
| 9/26/21 | Ind | W | | 1 | 0.0 | 0 | 0 | 0 |
| 10/31/21 | @Ind | W | CB | 2 | 0.0 | 1 | 0 | 0 |
| 10/8/23 | @Ind | L | | 3 | 0.0 | 0 | 0 | 0 |
| Totals | | 2-1 | 3/1 | 6 | 0.0 | 1 | 0 | 0 |

Caleb Murphy (OLB)

| Date | Opp | W-L | G/S | Tackle | Sack | Int | FF | FR |
|---------------|-----|------------|------------|----------|------------|----------|----------|----------|
| None | | | | | | | | |
| Totals | | 0-0 | 0/0 | 0 | 0.0 | 0 | 0 | 0 |

Sean Murphy-Bunting (CB)

| Date | Opp | W-L | G/S | Tackle | Sack | Int | FF | FR |
|---------------|------|------------|------------|-----------|------------|----------|----------|----------|
| 12/8/19 | Ind | W | CB | 2 | 0.0 | 0 | 0 | 0 |
| 11/28/21 | @Ind | W | CB | 5 | 0.0 | 0 | 0 | 0 |
| 10/8/23 | @Ind | L | CB | 4 | 0.0 | 0 | 0 | 0 |
| Totals | | 2-1 | 3/3 | 11 | 0.0 | 0 | 0 | 0 |

CAREER GAME-BY-GAME STATS VS. THE COLTS: TITANS DEFENSE

Kyle Peko (DT)

| Date | Opp | W-L | G/S | Tackle | Sack | Int | FF | FR |
|---------------|------|------------|------------|----------|------------|----------|----------|----------|
| 12/14/17 | @Ind | W | | 0 | 0.0 | 0 | 0 | 0 |
| 11/13/22 | Ind | L | | 1 | 0.0 | 0 | 0 | 0 |
| 10/8/23 | @Ind | L | DT | 1 | 0.0 | 0 | 0 | 0 |
| Totals | | 1-2 | 3/1 | 2 | 0.0 | 0 | 0 | 0 |

Monty Rice (LB)

| Date | Opp | W-L | G/S | Tackle | Sack | Int | FF | FR |
|---------------|------|------------|------------|----------|------------|----------|----------|----------|
| 9/26/21 | Ind | W | | 0 | 0.0 | 0 | 0 | 0 |
| 10/31/21 | @Ind | W | ILB | 7 | 0.0 | 0 | 0 | 0 |
| 10/23/22 | Ind | W | | 0 | 0.0 | 0 | 0 | 0 |
| 10/8/23 | @Ind | L | | 0 | 0.0 | 0 | 0 | 0 |
| Totals | | 3-1 | 4/1 | 7 | 0.0 | 0 | 0 | 0 |

Jeffery Simmons (DT)

| Date | Opp | W-L | G/S | Tackle | Sack | Int | FF | FR |
|---------------|------|------------|------------|-----------|------------|----------|----------|----------|
| 12/1/19 | @Ind | W | DL | 4 | 0.0 | 0 | 0 | 0 |
| 11/12/20 | Ind | L | DT | 2 | 0.0 | 0 | 0 | 0 |
| 11/29/20 | @Ind | W | DT | 4 | 1.0 | 0 | 0 | 0 |
| 9/26/21 | Ind | W | DT | 3 | 0.0 | 0 | 0 | 0 |
| 10/31/21 | @Ind | W | DT | 1 | 0.0 | 0 | 0 | 0 |
| 10/2/22 | @Ind | W | DT | 5 | 0.0 | 0 | 0 | 0 |
| 10/23/22 | Ind | W | DT | 6 | 1.0 | 0 | 0 | 0 |
| 10/8/23 | @Ind | L | DT | 3 | 0.0 | 0 | 0 | 0 |
| Totals | | 6-2 | 8/8 | 28 | 2.0 | 0 | 0 | 0 |

Teair Tart (DT)

| Date | Opp | W-L | G/S | Tackle | Sack | Int | FF | FR |
|---------------|------|------------|------------|----------|------------|----------|----------|----------|
| 11/12/20 | Ind | L | | 0 | 0.0 | 0 | 0 | 0 |
| 11/29/20 | @Ind | W | | 1 | 0.0 | 0 | 0 | 0 |
| 9/26/21 | Ind | W | NT | 1 | 0.0 | 0 | 0 | 0 |
| 10/2/22 | @Ind | W | NT | 3 | 0.0 | 1 | 0 | 0 |
| 10/23/22 | Ind | W | NT | 0 | 0.0 | 0 | 0 | 0 |
| Totals | | 4-1 | 5/3 | 5 | 0.0 | 1 | 0 | 0 |

K'Von Wallace (S)

| Date | Opp | W-L | G/S | Tackle | Sack | Int | FF | FR |
|---------------|------|------------|------------|----------|------------|----------|----------|----------|
| 11/20/22 | @Ind | W | | 0 | 0.0 | 0 | 0 | 0 |
| Totals | | 1-0 | 1/0 | 0 | 0.0 | 0 | 0 | 0 |

Rashad Weaver (OLB)

| Date | Opp | W-L | G/S | Tackle | Sack | Int | FF | FR |
|---------------|------|------------|------------|----------|------------|----------|----------|----------|
| 9/26/21 | Ind | W | | 2 | 0.0 | 0 | 0 | 0 |
| 10/2/22 | @Ind | W | | 2 | 1.0 | 0 | 1 | 0 |
| 10/23/22 | Ind | W | | 1 | 0.0 | 0 | 0 | 0 |
| 10/8/23 | @Ind | L | | 0 | 0.0 | 0 | 0 | 0 |
| Totals | | 3-1 | 4/0 | 5 | 1.0 | 0 | 1 | 0 |



REGULAR TITANS LINEUP

OFFENSIVE STARTERS

WR 16-Treyton Burks (6-2, 225, 2nd Year/2nd with Titans, Arkansas) - The 18th overall pick in 2022 tied for third on the team in receiving yards (444) and tied for third in receptions (33) as a rookie. In three years at Arkansas (2019-21), he became the sixth all-time leading receiver in school history (146 receptions for 2,399 yards) and tied for the fifth-most touchdown catches in school annals (18).

| | G | GS | Rec | Yds | Avg | Lg | TD |
|--------|----|----|-----|-----|------|----|----|
| 2023 | 5 | 5 | 8 | 122 | 15.3 | 70 | 0 |
| Career | 16 | 11 | 41 | 566 | 13.8 | 70 | 1 |

TE 88-Trevon Wesco (6-3, 267, 5th year/1st with Titans, West Virginia) - A fourth-round pick in 2019, Wesco began his career with three years at the New York Jets (2019-21) and one season with the Bears (2022) before joining the Titans as an unrestricted free agent in 2023.

| | G | GS | Rec | Yds | Avg | Lg | TD |
|--------|----|----|-----|-----|------|----|----|
| 2023 | 11 | 9 | 1 | 21 | 21.0 | 21 | 0 |
| Career | 65 | 22 | 9 | 134 | 14.9 | 32 | 0 |

LT 79-Jaelyn Duncan (6-6, 306, Rookie, Maryland) - The sixth-round pick (186th overall) played five seasons at Maryland, where he appeared in 42 games with 39 starts at left tackle.

2023 & Career G/GS: 5/1

LG 77-Peter Skoronski (6-4, 313, Rookie, Northwestern) - The 11th overall pick did not miss a game or a start in his three seasons at Northwestern, appearing in 33 contests at left tackle. In his third year, he became the first unanimous first-team All-American in Northwestern history.

2023 & Career G/GS: 8/8

C 55-Aaron Brewer (6-1, 295, 4th Year/4th with Titans, Texas State) - The former undrafted free agent emerged as a full-time starter in 2022 at left guard before shifting to center for 2023. He started 23 games from 2020-22.

2023 G/GS: 11/11, Career G/GS: 52/34

RG 60-Daniel Brunskill (6-5, 300, 5th Year/1st with Titans, San Diego St.) - After entering the NFL as a rookie free agent in 2017, he spent two years with Atlanta before joining the 49ers in 2019. He started 42 total games at four different positions before arriving in Tennessee.

2023 G/GS: 10/10, Career G/GS: 71/52

RT 75-Dillon Radunz (6-6, 301, 3rd Year/3rd with Titans, North Dakota State) - The 2021 second-round draft pick appeared in 23 games with five starts in his first two seasons, including four starts in 2022. He started 32 career games at left tackle in college.

2023 G/GS: 10/5, Career G/GS: 33/10

TE 85-Chig Okonkwo (6-3, 238, 2nd Year/2nd with Titans, Maryland) - The 2022 fourth-rounder set the franchise rookie tight end record with 450 receiving yards and tied for the third-best reception total (32) among Titans/Oilers rookie tight ends. At Maryland (2018-21), he had 77 catches for 717 yards and eight touchdowns.

| | G | GS | Rec | Yds | Avg | Lg | TD |
|--------|----|----|-----|-----|------|----|----|
| 2023 | 11 | 7 | 32 | 251 | 7.8 | 25 | 0 |
| Career | 28 | 15 | 64 | 701 | 11.0 | 48 | 3 |

WR 10-DeAndre Hopkins (6-1, 212, 11th Year/1st with Titans, Clemson) - A first-round pick in 2013, the five-time Pro Bowler played in Houston from 2013-19 and in Arizona from 2020-22. During his first 10 seasons, he led the NFL in receptions (853) and was second in receiving yards (11,298).

| | G | GS | Rec | Yds | Avg | Lg | TD |
|--------|-----|-----|-----|--------|------|-----|----|
| 2023 | 11 | 11 | 45 | 699 | 15.5 | 61t | 4 |
| Career | 156 | 156 | 898 | 11,997 | 13.4 | 76t | 75 |

QB 8-Will Lewis (6-4, 229, Rookie, Kentucky) - The second-round pick (33rd overall) spent two years at Kentucky after beginning his collegiate career at Penn State. He was 17-7 as a starter at Kentucky, passing for 5,233 yards and 43 touchdowns with 11 additional rushing touchdowns.

| | G | GS | Att | Cmp | Pct | Yds | TD | Int | Lg | Sk | Rate |
|------------|---|----|-----|-----|------|-------|----|-----|-----|----|------|
| '23/Career | 5 | 5 | 152 | 91 | 59.9 | 1,042 | 6 | 2 | 61t | 13 | 88.2 |

RB 22-Derrick Henry (6-3, 247, 8th Year/8th with Titans, Alabama) - The former Heisman winner, 2016 second-round pick and two-time NFL rushing champion (2019-20) finished second in the NFL in rushing in 2022 (1,538 yards). No NFL player had more rushing yards (8,335) or rushing touchdowns (78) from 2016 to 2022.

| | G | GS | Att | Yds | Avg | Lg | TD | Rec | Yds | Avg | Lg | TD |
|--------|-----|----|-------|-------|-----|-----|----|-----|-------|-----|-----|----|
| 2023 | 11 | 11 | 176 | 739 | 4.2 | 63 | 6 | 21 | 167 | 8.0 | 46 | 0 |
| Career | 113 | 82 | 1,926 | 9,074 | 4.7 | 99t | 84 | 148 | 1,411 | 9.5 | 75t | 3 |

OFFENSIVE RESERVES

LT 71-Andre Dillard (6-5, 315, 5th Year/1st with Titans, Washington State) - The 22nd overall pick in 2019 spent four years in Philadelphia before signing with the Titans in 2023. He appeared in 43 games with nine starts for the Eagles.

2023 G/GS: 10/8, Career G/GS: 53/17

WR 14-Colton Dowell (6-3, 312, Rookie, Tennessee-Martin) - The seventh-round pick and native of Lebanon, Tenn., appeared in 47 collegiate games and totaled 177 receptions for 2,796 yards and 19 touchdowns.

| | G | GS | Rec | Yds | Avg | Lg | TD |
|-------------|---|----|-----|-----|-----|----|----|
| 2023/Career | 5 | 0 | 0 | 0 | - | - | 0 |

C/G 62-Corey Levin (6-4, 307, 5th Year/5th with Titans, Chattanooga) - A sixth-round pick in 2017, Levin re-joined the Titans in 2021 after being claimed off waivers from the N.Y. Jets. He also spent time with the Broncos, Bears and Patriots. His 17 games played and three starts in 2022 were career highs.

2023 G/GS: 10/0, Career G/GS: 55/4

WR 11-Chris Moore (6-1, 200, 8th Year/1st with Titans, Cincinnati) - A fourth-round pick in 2016, Moore spent five seasons with the Ravens before playing with the Texans from 2021-22. He had a career-best 48 receptions and 548 yards in 2022.

| | G | GS | Rec | Yds | Avg | Lg | TD |
|--------|-----|----|-----|------|------|-----|----|
| 2023 | 11 | 3 | 12 | 280 | 23.3 | 49 | 0 |
| Career | 100 | 16 | 128 | 1566 | 12.2 | 67t | 8 |

WR 18-Kyle Phillips (5-11, 189, 2nd Year/2nd with Titans, UCLA) - The fifth-round receiver was limited to four games as a rookie due to injuries. At UCLA, he totaled 163 receptions for 1,821 yards and 17 touchdowns, and he added 25 punt returns for 496 yards (19.8 avg.) and two scores.

| | G | GS | Rec | Yds | Avg | Lg | TD |
|--------|----|----|-----|-----|------|----|----|
| 2023 | 7 | 0 | 13 | 166 | 12.8 | 29 | 0 |
| Career | 11 | 0 | 21 | 244 | 11.6 | 29 | 0 |

RB 32-Tyjae Spears (5-11, 195, Rookie, Tulane) - The third-round pick appeared in 33 games with 20 starts at Tulane, totaling 2,910 yards and 31 touchdowns on 427 carries and adding 48 receptions for 564 yards and three scores. He ended his career as the school's all-time leader in yards per carry (6.8).

| | G | GS | Att | Yds | Avg | Lg | TD | Rec | Yds | Avg | Lg | TD |
|------------|----|----|-----|-----|-----|----|----|-----|-----|-----|----|----|
| '23/Career | 11 | 0 | 50 | 254 | 5.1 | 23 | 1 | 29 | 179 | 6.2 | 48 | 0 |

QB 17-Ryan Tannehill (6-4, 217, 12th Year/5th with Titans, Texas A&M) - Acquired via trade from Miami in 2019, he led the Titans to three consecutive playoff appearances and two division titles in his first three seasons. From the time he took over as the Titans' starter in 2019 through 2022, his 100.7 passer rating ranked fourth in the NFL.

| | G | GS | Att | Cmp | Pct | Yds | TD | Int | Lg | Sk | Rate |
|--------|-----|-----|-------|-------|------|--------|-----|-----|-----|-----|------|
| 2023 | 6 | 6 | 158 | 98 | 62.0 | 1,128 | 2 | 6 | 70 | 19 | 71.9 |
| Career | 151 | 149 | 4,692 | 3,012 | 64.2 | 34,393 | 214 | 114 | 91t | 402 | 91.2 |

WR 15-Nick Westbrook-Ikhine (6-2, 211, 4th Year/4th with Titans, Indiana) - The former undrafted free agent emerged as a regular on offense in 2021, and in 2022, he set a career high in games (17) and starts (13).

| | G | GS | Rec | Yds | Avg | Lg | TD |
|--------|----|----|-----|-------|------|-----|----|
| 2023 | 11 | 6 | 24 | 281 | 11.7 | 33t | 3 |
| Career | 58 | 27 | 90 | 1,187 | 13.2 | 63t | 10 |

TE 81-Josh Whyle (6-7, 248, Rookie, Cincinnati) - The fifth-round pick appeared in 52 games with 20 starts over five seasons at Cincinnati, catching 88 passes for 1,062 yards. His 15 career touchdown grabs set the Bearcats' school record for a tight end.

| | G | GS | Rec | Yds | Avg | Lg | TD |
|-------------|----|----|-----|-----|-----|----|----|
| 2023/Career | 10 | 3 | 8 | 78 | 9.8 | 24 | 1 |

QB 7-Malik Willis (6-1, 219, 2nd Year/2nd with Titans, Liberty) - The 2022 third-rounder appeared in eight games with three starts as a rookie. In college, he spent three years at Liberty after transferring from Auburn, and during two seasons as Liberty's starter (2020-21), he led the FBS with 74 total passing (47) and rushing (27) touchdowns.

| | G | GS | Att | Cmp | Pct | Yds | TD | Int | Lg | Sk | Rate |
|--------|----|----|-----|-----|------|-----|----|-----|----|----|-------|
| 2023 | 3 | 0 | 5 | 4 | 80.0 | 74 | 0 | 0 | 48 | 4 | 118.8 |
| Career | 11 | 3 | 66 | 35 | 53.0 | 350 | 0 | 3 | 48 | 14 | 49.4 |

SPECIALISTS

LS 46-Morgan Cox (6-4, 233, 14th Year/3rd with Titans, Tennessee) - Cox earned his fifth Pro Bowl berth in 2022. He was signed as an unrestricted free agent in 2021 after playing his first 11 seasons in Baltimore, where he was selected to four Pro Bowls.

2023 G/GS: 11/0, Career G/GS: 210/0

REGULAR TITANS LINEUP

K 6-Nick Folk (6-1, 225, 16th Year/1st with Titans, Arizona) - Folk spent 15 previous seasons with Dallas (2007-09), New York Jets (2010-2016), Tampa Bay (2017) and New England (2019-22) before a 2023 trade sent him from the Patriots to the Titans. He holds the NFL record for consecutive field goals made (64) under 50 yards.

| | G | FGM | FGA | Pct | Lg | XPM | XPA | Pts |
|--------|-----|-----|-----|------|----|-----|-----|------|
| 2023 | 11 | 22 | 23 | 95.7 | 53 | 17 | 17 | 83 |
| Career | 222 | 375 | 449 | 83.5 | 56 | 475 | 490 | 1600 |

P 4-Ryan Stonehouse (5-10, 193, 2nd Year/2nd with Titans, Colorado State) - The undrafted rookie was named second-team All-Pro in 2022 after setting the NFL record for gross punting average (53.1) as well as the record for rookie net punting average (44.0).

| | G | Punt | Yds | Avg | TB | In20 | Lg | Blk | NetAvg |
|--------|----|------|-------|------|----|------|----|-----|--------|
| 2023 | 11 | 49 | 2594 | 52.9 | 9 | 27 | 74 | 0 | 44.8 |
| Career | 28 | 139 | 7,373 | 53.0 | 18 | 57 | 74 | 0 | 44.3 |

DEFENSIVE STARTERS

DE 96-Denico Autry (6-5, 285, 10th Year/3rd with Titans, Mississippi State) - Originally a rookie free agent with the Raiders in 2014, he played for the Raiders (2014-17) and Colts (2018-20) before joining the Titans in 2021. His 17 sacks from 2021-22 led the Titans, as did his eight sacks in 2022.

| | GP | GS | Tackle | Sack | QBP | TFL | Int | PD | FF | FR |
|--------|-----|----|--------|------|-----|-----|-----|----|----|----|
| 2023 | 11 | 9 | 34 | 8.0 | 37 | 10 | 0 | 3 | 1 | 0 |
| Career | 136 | 84 | 309 | 55.5 | 179 | 78 | 0 | 32 | 6 | 3 |

NT 93-Teair Tart (6-2, 304, 4th Year/4th with Titans, Florida International) - Originally an undrafted free agent in 2020, his production increased in each of his first three seasons, including career highs with 16 starts, 34 tackles and 1.5 sacks in 2022.

| | GP | GS | Tackle | Sack | QBP | TFL | Int | PD | FF | FR |
|--------|----|----|--------|------|-----|-----|-----|----|----|----|
| 2023 | 9 | 7 | 19 | 1.0 | 11 | 7 | 0 | 0 | 0 | 0 |
| Career | 43 | 34 | 74 | 2.5 | 38 | 15 | 1 | 7 | 0 | 1 |

DT 98-Jeffery Simmons (6-4, 305, 5th Year/5th with Titans, Mississippi State) - The 19th overall draft pick in 2019 appeared in 56 games with 54 starts in his first four seasons. From 2020-22, he led the team with 19 sacks, including 7.5 sacks in 2022. He earned Pro Bowl berths in 2021 and 2022.

| | GP | GS | Tackle | Sack | QBP | TFL | Int | PD | FF | FR |
|--------|----|----|--------|------|-----|-----|-----|----|----|----|
| 2023 | 11 | 11 | 42 | 5.5 | 37 | 11 | 0 | 1 | 1 | 1 |
| Career | 67 | 65 | 238 | 26.5 | 172 | 37 | 0 | 20 | 3 | 4 |

OLB 49-Arden Key (6-5, 240, 6th Year/1st with Titans, Louisiana State) - The former third-round pick signed in Tennessee in 2023 following stops in Oakland/Las Vegas (2018-20), San Francisco (2021) and Jacksonville (2022). He totaled 14 sacks in 71 career games before arriving in Tennessee.

| | GP | GS | Tackle | Sack | QBP | TFL | Int | PD | FF | FR |
|--------|----|----|--------|------|-----|-----|-----|----|----|----|
| 2023 | 11 | 4 | 19 | 3.5 | 38 | 2 | 0 | 1 | 1 | 0 |
| Career | 82 | 17 | 117 | 17.5 | 156 | 20 | 0 | 6 | 1 | 1 |

LB 2-Azeez Al-Shaair (6-2, 228, 5th Year/1st with Titans, Florida Atlantic) - The former undrafted free agent signed with the Titans in 2023 after appearing in 56 games with 31 starts in four seasons with the 49ers (2019-22).

| | GP | GS | Tackle | Sack | QBP | TFL | Int | PD | FF | FR |
|--------|----|----|--------|------|-----|-----|-----|----|----|----|
| 2023 | 11 | 11 | 102 | 1.0 | 6 | 4 | 0 | 4 | 0 | 1 |
| Career | 67 | 42 | 293 | 3.0 | 15 | 15 | 2 | 11 | 2 | 4 |

LB 50-Jack Gibbens (6-3, 242, 2nd Year/2nd with Titans, Minnesota) - The 2022 undrafted rookie appeared in four games with one start in 2022. In college, he posted 92 tackles in one season at Minnesota (2021) after playing four seasons at Abilene Christian (2017-20).

| | GP | GS | Tackle | Sack | QBP | TFL | Int | PD | FF | FR |
|--------|----|----|--------|------|-----|-----|-----|----|----|----|
| 2023 | 11 | 10 | 66 | 1.0 | 5 | 2 | 0 | 2 | 0 | 0 |
| Career | 16 | 12 | 93 | 1.0 | 5 | 2 | 1 | 3 | 0 | 0 |

OLB 58-Harold Landry III (6-2, 252, 6th Year/6th with Titans, Boston College) - The 41st overall draft pick in 2018 totaled a team-high 31 sacks from 2018-21. He started every game for the third consecutive season in 2021 and led the defense with a career-high 12 sacks, earning his first Pro Bowl berth. He missed the entire 2022 campaign while on injured reserve.

| | GP | GS | Tackle | Sack | QBP | TFL | Int | PD | FF | FR |
|--------|----|----|--------|------|-----|-----|-----|----|----|----|
| 2023 | 11 | 8 | 41 | 5.0 | 23 | 6 | 0 | 0 | 0 | 0 |
| Career | 75 | 60 | 312 | 36.0 | 150 | 36 | 2 | 8 | 3 | 2 |

CB 0-Sean Murphy-Bunting (6-0, 195, 5th Year/1st with Titans, Central Michigan) - The 2019 second-rounder spent his first four seasons in Tampa Bay before signing with the Titans in 2023. In 53 career games with the Bucs, he notched 36 starts and six interceptions.

| | GP | GS | Tackle | Sack | QBP | TFL | Int | PD | FF | FR |
|--------|----|----|--------|------|-----|-----|-----|----|----|----|
| 2023 | 9 | 9 | 35 | 0.0 | 2 | 0 | 1 | 5 | 2 | 1 |
| Career | 62 | 45 | 213 | 1.0 | 9 | 6 | 7 | 26 | 6 | 2 |

CB 21-Roger McCreary (5-11, 190, 2nd Year/2nd with Titans, Auburn) - The 2022 second-rounder started all 17 games as a rookie and ranked third on the team with 85 tackles. He was a two-year starter at Auburn, where he compiled six interceptions and 35 passes defended in 42 games (23 starts).

| | GP | GS | Tackle | Sack | QBP | TFL | Int | PD | FF | FR |
|--------|----|----|--------|------|-----|-----|-----|----|----|----|
| 2023 | 9 | 5 | 44 | 2.0 | 4 | 4 | 1 | 2 | 1 | 0 |
| Career | 26 | 22 | 128 | 2.0 | 5 | 6 | 2 | 10 | 1 | 0 |

S 37-Amani Hooker (5-11, 210, 5th Year/5th with Titans, Iowa) - The 2019 fourth-round pick played in 53 games with 24 starts in his first four seasons. His six total interceptions from 2020-22 ranked second on the team. Injuries limited him to nine games in 2022.

| | GP | GS | Tackle | Sack | QBP | TFL | Int | PD | FF | FR |
|--------|----|----|--------|------|-----|-----|-----|----|----|----|
| 2023 | 10 | 10 | 64 | 0.0 | 2 | 3 | 1 | 4 | 0 | 0 |
| Career | 63 | 34 | 229 | 0.0 | 6 | 6 | 7 | 19 | 2 | 1 |

CB 26-Kristian Fulton (5-11, 197, 4th Year/4th with Titans, Louisiana State) - The 2020 second-rounder appeared in 30 games with 26 starts over his first three seasons, totaling four interceptions and 20 passes defended. He produced 48 tackles and one interception in 2022.

| | GP | GS | Tackle | Sack | QBP | TFL | Int | PD | FF | FR |
|--------|----|----|--------|------|-----|-----|-----|----|----|----|
| 2023 | 10 | 10 | 45 | 0.0 | 0 | 2 | 0 | 5 | 0 | 0 |
| Career | 40 | 36 | 149 | 1.0 | 1 | 6 | 4 | 25 | 1 | 1 |

DEFENSIVE RESERVES

CB 23-Tre Avery (5-11, 181, 2nd Year/2nd with Titans, Rutgers) - As an undrafted rookie in 2022, he appeared in 14 games with three starts and led the team with nine passes defended. At Rutgers, he played 35 games with 22 starts and totaled four career interceptions.

| | GP | GS | Tackle | Sack | QBP | TFL | Int | PD | FF | FR |
|--------|----|----|--------|------|-----|-----|-----|----|----|----|
| 2023 | 10 | 0 | 16 | 0.0 | 0 | 1 | 0 | 1 | 0 | 0 |
| Career | 24 | 3 | 39 | 0.0 | 0 | 2 | 0 | 10 | 0 | 0 |

S 38-Terrell Edmunds (6-1, 217, 6th Year/1st with Titans, Virginia Tech) - The 28th overall draft pick in 2018 spent five seasons with the Steelers before signing with the Eagles in 2023. He was acquired by the Titans in a trade on Oct. 23, 2023.

| | GP | GS | Tackle | Sack | QBP | TFL | Int | PD | FF | FR |
|--------|----|----|--------|------|-----|-----|-----|----|----|----|
| 2023 | 11 | 4 | 35 | 1 | 2 | 1 | 0 | 0 | 1 | 0 |
| Career | 90 | 79 | 440 | 6.0 | 21 | 16 | 5 | 26 | 1 | 1 |

DB 33-Eric Garror (5-8, 174, Rookie, Louisiana-Lafayette) - The undrafted rookie appeared in 62 games in college and totaled nine interceptions. He also returned 93 punts for a 8.4-yard average and three touchdowns.

| | GP | GS | Tackle | Sack | QBP | TFL | Int | PD | FF | FR |
|-------------|----|----|--------|------|-----|-----|-----|----|----|----|
| 2023/Career | 6 | 1 | 12 | 0.0 | 2 | 1 | 0 | 0 | 0 | 0 |

OLB 51-Trevis Gipson (6-4, 263, 4th Year/1st with Titans, Tulsa) - Gipson was signed as a free agent prior to the 2023 season after spending the first three seasons of his career in Chicago, where he totaled 10 sacks in 40 games.

| | GP | GS | Tackle | Sack | QBP | TFL | Int | PD | FF | FR |
|--------|----|----|--------|------|-----|-----|-----|----|----|----|
| 2023 | 7 | 0 | 6 | 1.0 | 6 | 0 | 0 | 0 | 1 | 0 |
| Career | 47 | 19 | 78 | 11.0 | 59 | 11 | 0 | 5 | 6 | 1 |

DB 24-Elijah Molden (5-10, 192, 3rd Year/3rd with Titans, Washington) - The third-round draft pick (100th overall) appeared in 16 games as a rookie in 2021, including seven starts in sub-packages. He was limited to two games and one start in 2022 due to two separate stints on injured reserve.

| | GP | GS | Tackle | Sack | QBP | TFL | Int | PD | FF | FR |
|--------|----|----|--------|------|-----|-----|-----|----|----|----|
| 2023 | 9 | 5 | 48 | 0.0 | 2 | 1 | 0 | 1 | 0 | 0 |
| Career | 27 | 13 | 113 | 0.0 | 9 | 5 | 1 | 5 | 1 | 1 |

DT 95-Kyle Peko (6-1, 305, 5th Year/2nd with Titans, Oregon State) - Peko rejoined the Titans during the 2023 preseason. He previously spent 2021 in Tennessee in addition to stints with the Broncos (2016-17, 2019), Bills (2018-19), Colts (2019) and Raiders (2022).

| | GP | GS | Tackle | Sack | QBP | TFL | Int | PD | FF | FR |
|--------|----|----|--------|------|-----|-----|-----|----|----|----|
| 2023 | 11 | 9 | 19 | 0.0 | 1 | 2 | 0 | 0 | 0 | 0 |
| Career | 40 | 12 | 53 | 2.0 | 6 | 4 | 0 | 1 | 1 | 0 |

LB 56-Monty Rice (6-0, 233, 3rd Year/3rd with Titans, Georgia) - The Huntsville, Ala., native was selected in the third round of the 2021 NFL Draft after four seasons at Georgia (2017-20). In 2022, he appeared in 13 games with six starts, and his 63 tackles ranked fourth on the team.

| | GP | GS | Tackle | Sack | QBP | TFL | Int | PD | FF | FR |
|--------|----|----|--------|------|-----|-----|-----|----|----|----|
| 2023 | 11 | 0 | 16 | 0.0 | 0 | 1 | 0 | 0 | 0 | 0 |
| Career | 34 | 10 | 109 | 0.0 | 3 | 5 | 0 | 2 | 0 | 0 |



OLB 99-Rashad Weaver (6-4, 259, 3rd Year/3rd with Titans, Pittsburgh) - The fourth-round pick recovered from a season-ending injury in 2021 to appear in 16 games in 2022, when his 5.5 sacks ranked fourth on the team.

| | GP | GS | Tackle | Sack | QBP | TFL | Int | PD | FF | FR |
|--------|----|----|--------|------|-----|-----|-----|----|----|----|
| 2023 | 9 | 0 | 11 | 0.0 | 5 | 3 | 0 | 1 | 0 | 0 |
| Career | 27 | 4 | 40 | 5.5 | 44 | 10 | 0 | 7 | 2 | 1 |

LAST WEEK VS. THE PANTHERS

Week 12: Titans 17, Panthers 10

Sunday, Nov. 26, 2023 • 12:00 p.m. CST • Nissan Stadium



In Week 12 of the 2023 season, the Titans hosted the Carolina Panthers and won by a score of 17-10.

The Titans got on the board first with a 15-play, 91-yard touchdown drive that took 9:36 off the clock. **QB Will Levis** went 6-for-6 on the drive finding five different receivers, including **TE Chig Okonkwo** for 25 yards to bring the Titans down to the one-yard line. **RB Derrick Henry** punched it in to take the 7-0 lead.

The Panthers cut the lead to 7-3 midway through the second quarter on a 50-yard field goal by **K Eddy Pineiro**.

Later in the second quarter, **OLB Arden Key** sacked **QB Bryce Young** forcing a fumble that was recovered by **DT Jeffery Simmons** at the Carolina 15-yard line. Two plays later, Henry found the end zone again on a 10-yard run to make it 14-3 with 2:27 left in the first half.

With 50 seconds left in the half, the Panthers began to drive at their own 10-yard line. But the Titans' defense came up big to force a three-and-out and get the offense the ball at the Tennessee 38-yard line with 28 seconds left. Facing third-and-one, Levis found **WR Nick Westbrook-Ikhine** for an 18-yard gain to put them at the Carolina 35-yard line. **K Nick Folk** hit the 53-yard field goal as time expired to stretch the lead to 17-3 going into the half.

The Panthers strung together an 11-play, 67-yard drive to open the third quarter, capped off by a five-yard touchdown run by **RB Chuba Hubbard** to cut the lead to 17-10.

Both teams then traded punts back-and-forth for the rest of the game until Carolina was faced with first-and-10 with 2:57 remaining in the game. Young found Hubbard for a three-yard gain before being sacked by **DL Denico Autry** for a loss of eight yards.

Young then found Hubbard again for a nine-yard gain to bring up fourth-and-six. With pressure coming, Young threw a short pass to **WR DJ Chark Jr.** who was wrapped up by **S Amani Hooker** for no gain to turn the ball over on downs and seal the Titans victory.

SCORING

| | 1 | 2 | 3 | 4 | Final |
|-----------|---|----|---|---|-------|
| Carolina | 0 | 3 | 7 | 0 | 10 |
| Tennessee | 7 | 10 | 0 | 0 | 17 |

| TEAM | SCORING PLAY | TIME |
|----------|--------------------------------------|--------|
| Titans | D.Henry 1 yd. run (N.Folk kick) | 1-0:34 |
| Panthers | E.Pineiro 50 yd. Field Goal | 2-8:51 |
| Titans | D.Henry 10 yd run (N.Folk kick) | 2-2:27 |
| Titans | N.Folk 53 yd. Field Goal | 2-0:00 |
| Panthers | C.Hubbard 5 yd. run (E.Pineiro kick) | 3-8:06 |

Missed FGs: None
Attendance: 62,493
Time of Game: 3:01
Weather: 51°, Cloudy, Humidity 82%,
 Wind SW 13 mph
Referee: Ronald Torbert

[CLICK TO WATCH HIGHLIGHTS](#)



TEAM STATISTICS

| | Panthers | Titans |
|----------------------------|------------|------------|
| TOTAL FIRST DOWNS | 19 | 15 |
| THIRD DOWN EFFICIENCY | 6-16-37.5% | 2-11-18.2% |
| FOURTH DOWN EFFICIENCY | 2-3-66.7% | 1-1-100.0% |
| TOTAL NET YARDS | 258 | 264 |
| Plays - Avg. | 67-3.9 | 53-5.0 |
| NET YARDS RUSHING | 96 | 80 |
| Rushes - Avg. | 32-3.0 | 24-3.3 |
| NET YARDS PASSING | 162 | 184 |
| Sacks - Yards Lost | 4-32 | 1-1 |
| PASS ATT-COMP-INT | 31-18-0 | 28-18-0 |
| PUNTS - Avg. | 6-47.0 | 7-53.7 |
| Net Punting Average | 41.0 | 46.7 |
| PUNT RETURNS - Yards | 2-9 | 2-16 |
| KICKOFF RETURNS - Yards | 3-71 | 3-75 |
| INTERCEPTIONS - Yards | 0-0 | 0-0 |
| PENALTIES Number and Yards | 4-35 | 8-53 |
| FUMBLES Number and Lost | 1-1 | 0-0 |
| TOUCHDOWNS | 1 | 2 |
| EXTRA POINTS Made-Attempts | 1-1 | 2-2 |
| RED ZONE EFFICIENCY | 1-1-100% | 2-2-100% |
| GOAL TO GO EFFICIENCY | 0-0-0% | 1-1-100% |
| SAFETIES | 0 | 0 |
| GIVEAWAYS | 1 | 0 |
| TAKEAWAYS | 0 | 1 |
| TIME OF POSSESSION | 33:49 | 26:11 |

PANTHERS STARTERS

| OFFENSE | | DEFENSE | |
|---------|-----------|---------|----------------|
| WR 15 | J.Mingo | DE 96 | D.Williams |
| LT 79 | I.Ekwonu | DT 99 | S.Tuttle |
| LG 62 | C.Zavala | DE 95 | Der.Brown |
| C 56 | B.Bozeman | OLB 0 | B.Burns |
| RG 64 | B.Toth | OLB 98 | M.Haynes |
| RT 72 | T.Moton | LB 49 | F.Luvu |
| TE 80 | I.Thomas | LB 54 | K.Grugier-Hill |
| TE 82 | T.Tremble | CB 26 | D.Jackson |
| WR 19 | A.Thielen | DB 20 | D.Long |
| QB 9 | B.Young | S 25 | X.Woods |
| RB 30 | C.Hubbard | S 24 | V.Bell |

TITANS STARTERS

| OFFENSE | | DEFENSE | |
|---------|--------------------|---------|------------------|
| WR 11 | C.Moore | DT 93 | T.Tart |
| WR 15 | N.Westbrook-Ikhine | DT 98 | J.Simmons |
| LT 79 | J.Duncan | DE 96 | D.Autry |
| LG 77 | P.Skoronski | DE 69 | T.McLendon |
| C 55 | A.Brewer | OLB 58 | H.Landry |
| RG 60 | D.Brunskill | LB 2 | A.Al-Shaair |
| RT 75 | D.Radunz | LB 50 | J.Gibbens |
| RB 22 | D.Henry | CB 26 | K.Fulton |
| WR 10 | D.Hopkins | CB 0 | S.Murphy-Bunting |
| TE 88 | T.Wesco | S 35 | K.Wallace |
| QB 8 | W.Levis | S 37 | A.Hooker |

PANTHERS INDIVIDUAL STATISTICS

| Rushing | Att | Yds | Avg | Lg | TD |
|--------------|-----------|-----------|------------|-----------|----------|
| C.Hubbard | 14 | 45 | 3.2 | 15 | 1 |
| M.Sanders | 15 | 28 | 1.9 | 15 | 0 |
| B.Young | 3 | 23 | 7.7 | 11 | 0 |
| Total | 32 | 96 | 3.0 | 15 | 1 |

| Passing | Att | Cmp | Yds | TD | Lg | IN | Rt |
|--------------|-----------|-----------|------------|----------|-----------|----------|-------------|
| B.Young | 31 | 18 | 194 | 0 | 25 | 0 | 76.5 |
| Total | 31 | 18 | 194 | 0 | 25 | 0 | 76.5 |

| Receiving | No | Yds | Avg | Lg | TD |
|------------------|-----------|------------|-------------|-----------|----------|
| C.Hubbard | 5 | 47 | 9.4 | 25 | 0 |
| J.Mingo | 4 | 60 | 15.0 | 24 | 0 |
| D.Chark | 3 | 34 | 11.3 | 19 | 0 |
| I.Smith-Marsette | 1 | 14 | 14.0 | 14 | 0 |
| S.Sullivan | 1 | 13 | 13.0 | 13 | 0 |
| I.Thomas | 1 | 9 | 9.0 | 9 | 0 |
| L.Shenault | 1 | 8 | 8.0 | 8 | 0 |
| T.Tremble | 1 | 7 | 7.0 | 7 | 0 |
| A.Thielen | 1 | 2 | 2.0 | 2 | 0 |
| Total | 18 | 194 | 10.8 | 25 | 0 |

| Interceptions | No | Yds | Avg | Lg | TD |
|---------------|----|-----|-----|----|----|
| None | | | | | |

Leading Tacklers (Press Box Totals)
 D.Long 7-5-2; K.Grugier-Hill 5-3-2; Der.Brown 5-2-3

Sacks: B.Burns 1
FF: None
FR: None

TITANS INDIVIDUAL STATISTICS

| Rushing | Att | Yds | Avg | Lg | TD |
|--------------|-----------|-----------|------------|-----------|----------|
| D.Henry | 18 | 76 | 4.2 | 18 | 2 |
| T.Spears | 2 | 6 | 3.0 | 8 | 0 |
| C.Moore | 1 | 1 | 1.0 | 1 | 0 |
| W.Levis | 3 | -3 | -1.0 | -1 | 0 |
| Total | 24 | 80 | 3.3 | 18 | 2 |

| Passing | Att | Cmp | Yds | TD | Lg | IN | Rt |
|--------------|-----------|-----------|------------|----------|-----------|----------|-------------|
| W.Levis | 28 | 18 | 185 | 0 | 25 | 0 | 83.2 |
| Total | 28 | 18 | 185 | 0 | 25 | 0 | 83.2 |

| Receiving | No | Yds | Avg | Lg | TD |
|--------------------|-----------|------------|-------------|-----------|----------|
| C.Okonkwo | 4 | 45 | 11.3 | 25 | 0 |
| N.Westbrook-Ikhine | 4 | 41 | 10.3 | 18 | 0 |
| D.Hopkins | 3 | 49 | 16.3 | 19 | 0 |
| C.Moore | 3 | 41 | 13.7 | 22 | 0 |
| J.Whyte | 1 | 11 | 11.0 | 11 | 0 |
| T.Spears | 1 | 1 | 1.0 | 1 | 0 |
| D.Henry | 1 | 0 | 0.0 | 0 | 0 |
| K.Philips | 1 | -3 | -3.0 | -3 | 0 |
| Total | 18 | 185 | 10.3 | 25 | 0 |

| Interceptions | No | Yds | Avg | Lg | TD |
|---------------|----|-----|-----|----|----|
| None | | | | | |

Leading Tacklers (Press Box Totals)
 A.Hooker 10-8-2; K.Wallace 8-7-1; A.Al-Shaair 8-6-2

Sacks: D.Autry 2; A.Key 1; J.Simmons 1
FF: A.Key 1
FR: J.Simmons 1

GAME PREVIEW

TEAM NOTES

PLAYER NOTES

MEDIA

STATISTICS

ROSTERS

NOTES FROM LAST WEEK'S GAME

TEAM NOTES

- The 17-10 victory against the Panthers gave the Titans a 4-0 record at Nissan Stadium in 2023. They play four of their final six games at Nissan Stadium to finish the season.
- The win gave the Titans 114 victories in regular season games at Nissan Stadium, surpassing the franchise's 113 regular season wins at the Astrodome for its highest total in any venue.
- **Mike Vrabel** improved his career record to 54-44 as a head coach, including regular season and playoffs. It also includes a mark of 17-9 against NFC teams.
- With his 98th game on the Titans sideline, head coach **Mike Vrabel** moved ahead of **Bum Phillips** (97 games) for second place on the franchise's list of all-time games by head coaches, including regular season and postseason contests. Only **Jeff Fisher** (273) is ahead of Vrabel in the history of the organization.
- The Titans used a season-high four rookie starters: quarterback **Will Levis**, left guard **Peter Skoronski**, left tackle **Jaelyn Duncan** and defensive end **TK McLendon Jr.** Duncan and McLendon recorded their first career starts. The nine total rookies who participated in the game for the Titans tied a season high.
- The Titans won the field-position battle by a wide margin. Their average drive start against Carolina was their 34-yard line, while the Panthers' average start was their 16-yard line.
- The Titans won the turnover battle by not committing a turnover as well as recovering a fumble on defense.

TEAM NOTES – OFFENSE

- The Titans offense produced a 15-play, 91-yard touchdown drive in the first quarter that consumed 9 minutes and 36 seconds. It was the team's longest drive of the season in terms of yardage and the longest since a 91-yard drive at Green Bay on Nov. 17, 2022.
- The Titans offense scored a touchdown on both of its red-zone possessions and its only goal-to-go possession.
- The Titans used their eighth different starting offensive line combination in 2023, which included rookie left tackle **Jaelyn Duncan** and rookie left guard **Peter Skoronski**. The offense allowed only one sack, tying for the unit's lowest number of the season through 11 games (Oct. 8 at Indianapolis).

TEAM NOTES – DEFENSE

- The Titans allowed the Panthers to score 10 total points, marking the second time in 2023 the team allowed 10 or fewer points. They defeated the Cincinnati Bengals 27-3 on Oct. 1.
- For the fourth time in 2023, the Titans kept their opponents to a maximum of one total touchdown.
- The Titans lowered their opponent scoring average in 2023 to 20.4 points per game, including an average of 15.0 points per game at Nissan Stadium.
- The Titans defense allowed only 258 total yards by the Panthers. It was the second-lowest output allowed by the Titans through 11 games in 2023.
- The defense tallied four sacks, tying the unit's second-highest total of the season.

ILB AZEEZ AL-SHAIR

- Tied for second on the defense with eight tackles.
- Increased his team-leading total in 2023 to 102 tackles. He reached the 100-tackle mark for the second time in his career and matched his career high for tackles in a season. He had 102 tackles as a member of the San Francisco 49ers in 2021.

DL DENICO AUTRY

- Totaled three tackles, including three tackles for loss and two sacks.
- Registered his 11th career game with at least two sacks, including four such performances since joining the Titans in 2021.
- Helped stop Carolina's first drive with an eight-yard tackle for loss on third down against running back **Miles Sanders**.
- Helped end a Carolina drive in the third quarter with a nine-yard sack of **Bryce Young** on third down.



- Added an eight-yard sack in the fourth quarter to give him a team-high eight sacks in 2023. He increased his career total to 54.5 sacks.
- Became the franchise's first player since **Jevon Kearse** (1999 to 2001) to record eight or more sacks in three consecutive seasons.

DT ROSS BLACKLOCK

- Made his Titans debut and posted one tackle.

WR COLTON DOWELL

- Led the team with two special teams tackles.

T JAELYN DUNCAN

- Registered his first career start at left tackle.

K NICK FOLK

- Made his only field goal attempt and both of his extra point attempts.
- Made a 53-yard field goal as time expired in the first half. He has made four out of five field goals from 50-plus yards in 2023 after doing the same over the course of the 2022 campaign as a member of the Patriots.

RB DERRICK HENRY

- Led the team with 76 yards and two touchdowns on 18 attempts.
- Reached the end zone on a one-yard rushing attempt in the first quarter.
- Scored his second touchdown of the game and his sixth rushing touchdown of the season on a 10-yard run in the second quarter.
- With his 83rd and 84th career rushing touchdowns, he surpassed **Corey Dillon** (82) and **Jim Taylor** (83) for the 17th highest total in NFL history. With one more rushing touchdown, he will tie **Marshawn Lynch** (85) for 16th place all-time.
- In the first quarter, he moved past the 9,000-yard career rushing mark to become the 38th player in NFL history to reach the plateau. He increased his career totals to 1,926 rushing attempts for 9,074 yards (4.7 avg.).
- Became the eighth player in NFL history to reach 9,000 rushing yards and 80 rushing touchdowns before celebrating his 30th birthday, joining **Adrian Peterson**, **Barry Sanders**, **Emmitt Smith**, **Jim Brown**, **LaDainian Tomlinson**, **Eric Dickerson** and **Marshall Faulk**.
- Registered his 21st career game with at least two rushing touchdowns, equaling **Barry Sanders** and **Marshall Faulk** for the 11th-highest total by a player since the 1970 NFL-AFL merger.
- Became the fifth player in the Super Bowl era (since 1966) with at least five rushing touchdowns in each of his first eight career seasons, joining **Marshall Faulk**, **LaDainian Tomlinson**, **Eddie George** and **Ricky Watters**.

NOTES FROM LAST WEEK'S GAME



- Produced an 18-yard rushing attempt for a first down during the fourth quarter, forcing the Panthers to use their timeouts during the next set of downs.

S AMANI HOOKER

- Led the defense with 10 tackles and added one tackle on special teams.
- Credited with the game-clinching tackle late in the fourth quarter, dropping DJ Chark for no gain on fourth down.

WR DeANDRE HOPKINS

- Led the team with 49 receiving yards and tied for third on the team with three receptions.
- Recorded a pair of 19-yard receptions.
- With a 19-yard reception on the first offensive play of the game, he extended his active streak to 156 consecutive games with a reception—every game he has played since he entered the NFL. It is the longest active streak in the NFL. Hopkins' streak is the fourth-longest in NFL history to begin a career behind only **Marvin Harrison** (190 consecutive games), **Keyshawn Johnson** (167) and **Marshall Faulk** (158).

OLB ARDEN KEY

- Totaled two tackles, one sack and one forced fumble.
- Recorded a strip-sack of **Bryce Young** in the second quarter to force a turnover. He registered his first career forced fumble and his first career strip-sack. The ball was recovered by defensive tackle **Jeffery Simmons** to set up a Titans touchdown on the ensuing drive. Key also improved his season total to 3.5 sacks and increased his career total to 17.5 sacks.

QB WILL LEVIS

- Became the fifth rookie quarterback in franchise history to start at least five games, joining **Dan Pastorini** (1971), **Vince Young** (2006), **Zach Mettenberger** (2014) and **Marcus Mariota** (2015).
- Completed 18 of 28 passes for 185 yards without throwing an interception (83.2 passer rating).
- Delivered a 25-yard pass to **Chig Okonkwo** to set up a touchdown in the first quarter.
- Found **Chris Moore** for a 22-yard connection in the fourth quarter.
- Completed a pair of 19-yard strikes to **DeAndre Hopkins**.

CB ROGER McCREARY

- Totaled four tackles, including a tackle for loss, and added a pass defended.

DE TK McLENDON JR.

- Registered his first career start and recorded one tackle.

WR CHRIS MOORE

- Appeared in his 100th NFL game (regular season).
- Totaled three receptions for 41 yards and added a 21-yard kickoff return—his first kickoff return as a member of the Titans and his first since 2019 as a member of the Baltimore Ravens.
- Caught a 22-yard pass from **Will Levis** in the fourth quarter.

CB SEAN MURPHY-BUNTING

- Returned to the lineup after a two-game absence due to injury.
- Collected three tackles and one pass defended.

TE CHIG OKONKWO

- Tied for the team lead with four receptions and ranked second on the team with 45 receiving yards.
- Caught a 25-yard pass from **Will Levis** to move the ball to the one-yard line in the first quarter. The Titans scored a touchdown two plays later.

DT JEFFERY SIMMONS

- Accumulated five tackles, one sack, three tackles for loss and one fumble recovery. It was the first game of his career in which he reached all of those numbers, and he became the first NFL player to do so in 2023. The most recent was the New York Giants' **Kayvon Thibodeaux** at Washington on Dec. 18, 2022.
- His three tackles for loss tied his career high, matching his output at the Los Angeles Rams on Nov. 7, 2021.
- Recorded a takeaway in the second quarter, recovering a fumble by **Bryce Young** to set up a Titans touchdown on the ensuing drive. It was Simmons' fourth career fumble recovery and his first in 2023.
- Sacked **Bryce Young** for a seven-yard loss in the third quarter. He increased his season total to 5.5 sacks and his career total to 26.5 sacks.
- Secured his third consecutive season with at least five sacks.

RB TYJAE SPEARS

- Returned two kickoffs for 54 yards, including a 33-yarder. He added six yards on two rushing attempts as well as one yard on a reception.

P RYAN STONEHOUSE

- Punted seven times for a 53.7-yard gross average and a 46.7-yard net average with five punts placed inside the 20.
- Recorded his fifth consecutive game with at least one punt of 60-plus yards. It is the NFL's longest such active streak.
- Pinned the Panthers on their four-yard line in the second quarter with a 71-yard punt. It was his seventh punt of at least 70 yards in two NFL seasons.
- His 53.7-yard average was the NFL's second-best average of the season in any game for a punter with at least seven attempts (58.6 by Cleveland's **Corey Bojorquez** on Nov. 5).

OL CALVIN THROCKMORTON

- Made his Titans debut.

S K'VON WALLACE

- Started at safety and tied for second on the defense with eight tackles. He added a stop on special teams.

OLB RASHAD WEAVER

- Totaled four tackles, including a tackle for loss.

WR NICK WESTBROOK-IKHINE

- Tied for the team lead with four receptions and tied for third on the team with 41 receiving yards.
- Helped set up a field goal at the end of the first half with an 18-yard reception.

SELECT TITANS POSTGAME QUOTES

SUNDAY, NOV. 26, 2023

HEAD COACH MIKE VRABEL

How key were the four sacks today, especially Arden Key's strip sack in the first half?

There you go. Just trying to play complementary football, which looked like we did in the first half, was really cool. Great job getting the football out. I thought we had pressure and again, give Bryce (Young) some credit. He scrambled around. He was able to convert and help them. We couldn't contain him all the time. But we were able to get to him sometimes as well. Huge play out there at the end to win it on defense when they went to the screen there on the check.

Jaelyn Duncan in his first start at left tackle, how do you feel he did overall?

I have to be able to take a look at the tape. I don't have the best view of the left tackle. But I felt like at least it was a start. And again, probably had some good plays in there. Grade his effort and see if he was finishing and competing. Again, it's a great place to start, it was a great opportunity. Had some good edge rushers and good interior players, so a good place to start for Jaelyn (Duncan).

It clearly wasn't perfect, but how good was it to win again?

Great. You put a lot into it. I'm happy for the players, happy for the coaches, our fans, the organization and everybody included. You put a lot into it every week, and these games are tough. They're tight. They're close. And a few plays make the difference. I would have liked to end it on offense there in a four-minute drive. But it was great to see the defense come out and end it themselves.

How are you guys going to be able to build on this?

Just stop beating ourselves. Start there. Penalties on offense, ME's (mental errors), third-down penalties or quarterback scrambles. Start there.

In that stretch where you had the 71-yard punt by Ryan Stonehouse, Arden Key's strip-sack and Derrick Henry's touchdown, is that the best example of how you guys can play complementary football?

That's another great example. The other great example is right after that. They're trying to get some yards there, and try to kick a field goal, and we stop them, force them to punt. We don't have any timeouts, they took our last timeout there with the injury, and offensively, we could turn that into three points. Executed a down-down clock in 11 seconds. Great execution there by our guys and great kick by Nick (Folk). So that's probably two great examples. We just need more of them.

How'd you like the way you closed out the first half, getting in position for a field goal?

It was just fun to watch. All those stuff that we talk about, cover, show and watch. That'll be us on the Friday tape this week, with the situational football. Well executed, and it was great. They changed their look, they called timeout, changed their look, went back into a different play, different defense, had the sideline covered. And Will (Levis) and the offense changed our play at the line of scrimmage, allowed for us to get inside, and got Nick (Folk) down there to get lined up for the field goal.

You went for it on fourth-and-one on your own 30 early. Were you trying to create a spark? How'd you like how the team responded to that?

That was great, to be able to go down there and convert, and turn those into points.

Derrick Henry said last week that he didn't feel like he was being as efficient as he could. What did you think?

He'll come up here and you'll be able to ask him about his efficiency. I'm going to tell you that we've got to block better and run better. But when there was some space—it was cool in the four-minute there. It was fantastic. Again, we've just got to get him started and not beat ourselves with negative yardage runs, whether they pressure, we have to be ready for it. But we hit him there on a run, had a couple of nice ones. Hit him on the touchdown run where they kind of pressured, moved, spiked, and he went out the back door. And then had the long one there in the start of four-minute. But then again, we stalled and weren't able to finish up. So it's just the consistency,

I think probably with that. Again, he wants to impact the game. I know that and we want to let him. Proud of him, the career that he's had thus far. 9,000 yards. Need 10,000.

Do you think some doubt had crept into some guys, and is there a little bit of a sense of relief out of kind of knowing we can do this?

I think that you just get frustrated. We just put a lot into it. I don't think there's doubt. We've got to eliminate bad football, eliminate the penalties, the X-plays, cover guys, penalties on third down that extend drives because our good is good enough to win. I know that. I've seen it and I believe in it. It's just the unfortunate mistakes that cost you points and cost you more possessions.

Two-for-two in red zone today. I know you need to get there more, but you got the points when they were at hand.

Again, we hit a long one and then we grinded out one down there close. Great play from the high red for Chig (Okonkwo) to come through and make a great catch and a great throw. Got us into the one, and then we were able to punch it in.

TK McLendon Jr. was someone who started on the defensive line today. For someone like him and some other younger guys on the offensive and defensive side, how is this last stretch proved as an opportunity for them to show what they're made of?

Every time we practice and especially every time we play, those are opportunities to show your team, and your coaches and teammates that you know what to do and you're playing up to the standard that we expect. So, yeah, these are good opportunities for him and for everybody. Like Colton Dowell for example, it's really, really cool to see him impact the game on special teams. I know that he'll continue to work hard to carve out a role on offense when we need it. But that's a fantastic job from a young player, a young receiver that took his job and his role very seriously, and knew the challenge that he had with their special teams guys with (Sam) Franklin (Jr.), be able to go down there, come to a balance, tackle inside the ten on a punt and factor in on a kickoff. So those are all really, really cool, positive things.

Did you say anything special to the defense before the last fourth down, or just let them do their thing?

No, just talking and just making sure that we were good on some of the pick routes and stuff that we thought may come in that down and distance. Quarterback check to a slip screen there, and guys looked like guys were running to the football. I think Hook (Amani Hooker) was able to secure the tackle. It was just a great effort right there.

How'd you manage to take Adam Theilen out of the game, and was that one of the keys coming in?

It was a key. We were able to put some guys around him on third down. That's kind of where he'd had 30-some targets. A third of his targets were on third down. They did a nice job. Whether we challenged him, had a couple yard completions there. But again, we just have to be better. Just being able to—Kristian Fulton, he had a holding penalty early or a DPI, whatever it may be, came back and tried to hit him on a post, we got a sack and (D.J.) Chark (Jr.) came back and ran into him, and Kristain was square, standing right by the official and he let him go. So again, as long as we're learning from things and understanding what we have to do, whatever happens early in the game, it happens and it's over with. And we got to move on and then keep playing and continue to factor.

QUARTERBACK WILL LEVIS

How much do you think you can build on this win?

A win is a win. We talk about how hard winning is in this league is. That's one where it kind of feels like we did. But we got it, and we have to keep building on it and keep going from there. It's the first time in a while I feel like we got a win. So, it's a good feeling.

What is required to build on it when you guys are in these situations and have some momentum? What do you need to put together here?

I mean just continuing the keys that we've been talking about these past few weeks. Even today. We did better in the first half than the second half, just examples of us shooting ourselves in the foot. I need to do a better job of operating the offense and putting us in easier spots so that we're not setting ourselves back. A couple of third downs, just a couple of opportunities for

SELECT TITANS POSTGAME QUOTES

us to extend drives which I wasn't able to do for us today. But just got to key on those moments and make sure we can operate in those situations.

Getting in and out of the huddles as one of the keys, how did feel you guys did that?

I think we did a good job of getting in the call quick, getting in the huddle quick and getting out quick. Not so much the operations part of it though. I think just on me, we had a cadence issue on the last drive that put us in a bad spot, which I could have helped us by just getting things going a little faster. For the most part though, I thought we did a good job. We have to continue to do that.

Were you happy with how you moved the ball?

Got to finish drives. Yards don't mean anything if you don't finish those drives for sure. We're not going to force anything. We're just going to do our jobs and play the field position battle if we need to. Obviously, you want to score points, and couldn't get it done as much as we needed to tonight.

How much did it help when you go through that first touchdown drive, you're in a good rhythm and you're completing the ball to different guys and getting them involved? How much did that change the mindset and get it rolling?

Yeah, I mean that was awesome. It was 17-play drive or something like that. We ran more plays on that drive than in the second half. But those are the types of drives that brings up the entire stadium, the defense, offense, special teams, the fans. When you're able to march down the field like that and finish it. It's the best feeling of all to just finish a drive like that.

Your third down numbers today weren't all that good, what do you guys need to do better on the third down to convert more?

Looking back for me, I think this was the first game where I've had more than a couple of location issues in terms of accuracy. Which I've got to keep working and know that I can make those throws. But a couple of third down opportunities where I had someone, and I just missed the throw. Maybe one or two where I could have gone somewhere else with the ball, but I mean the location I just have to trust that I'm going to make those throws and they'll come next time.

How important were those three points before the half and how do you like how you executed that?

Yeah, that was sweet to get points there. To stall out on the two-minute drive before it and then to get another crack at it with thirty seconds left, that was cool that they had trust in us to go out there and try to make something happen. We had a couple of plays dialed up and a couple of guys who we weren't really thinking that could be getting it, ended up getting it. The one right before half was nice because they pretty much knew what we were running and still converted on it.

As you said a win is a win, but is it a little frustrating in the second half you guys weren't able to get anything up on the board?

Yeah, we were stagnant all second half which is tough. But we just got to just focus on watching the film and learn from it. But to have a first half like that, and to play complementary football with the defense, and have that great feeling at halftime, to then go out and just kind of be meh the rest of the game sucks. We have to be able to keep it rolling and keep putting our foot on the gas and finish the types of games out.

Every time you turn around and hand the ball to Derrick Henry, he gets it to the end zone, and he's climbing up the board. How cool is that to be associated with a guy who continues to do what he does?

It's so cool. He's one of the guys I was saying earlier about getting our swagger back. He's one of the most gifted people to ever touch the rock. For him to be on this offense and for me to be able to hand the ball off to him and watch him run, is a pleasure. Again, when you get him rolling there's not many people that can stop him. It was good to get him in the end zone a couple of times today, get his confidence up. I still think he's hard on himself and feels he could have done a better job running the ball offensively. But this is going to motivate him to get us ready for next week and get those guys up front rolling.

How big of a step forward could this be for Chig Okonkwo?

Yeah, shoot I wish we would have gotten him that score. I think he was still in. I don't know why they didn't review that. But don't reach the ball next time Chig. It was cool to get him some burn. He's the kind of guy where you

got to get the ball in his hands. He's explosive. There's not many people at his position that can run and move the way he does. So, understanding his strengths and finding ways to get him the ball is going to be important for us.

How do you balance the chances to throw the ball down the field while also taking what your coaches are giving you?

I'm just taking my coaching. I'm seeing the game and reading it as we see fit. I try to do a good of knowing when we can go a little off schedule, and see things, and be confident but not reckless with types of throws. I'm just operating the game plan. I wouldn't say off the top of my head that I agree with you in terms of the plays. But I love taking shots down the field, but you have to know when to. And today there were some opportunities that could have hit but I either missed the throw or didn't make the decision to. I have to learn from it because there were big plays out there for us to be made.

RUNNING BACK DERRICK HENRY

How important was it to grind out and run out some clock there at the end of the game?

It was very important. A lot of times we want to run off as much clock as we can. We just try to move the ball down the field so we can keep the ball in our hands.

What did it mean to you to cross the 9,000-yard rushing threshold for your career and do it in a win?

Extremely blessed. Thankful to make it this far. Thankful for the friends, coaches, and my teammates that helped me get to this point. I want to be able to play this game as long as I can, so I'm just thankful.

You moved up a couple spots on the career rushing touchdowns, you're now one behind Marshawn Lynch, how much does that mean to get into the top 20 and be number 17 on the list?

It's a blessing. I grew up watching Marshawn (Lynch). I admire his game and the way he played. It's a blessing to get to that list and get to where I'm at. I'm just thankful for the people that helped me.

How did you like (Mike) Vrabel going for it on fourth-and-one early and did that provide some kind of spark early for you guys?

I think coach was trying to be aggressive, get us into a drive, and it helped get a spark going on offense which ended with points. We were all for it and excited that we were able to convert.

A couple guys said it is inevitable for some degree of doubt to creep in when things aren't going well and for confidence to rebound with a win like today. Do you feel like that is an accurate assessment, and how much does today bring you guys back to a good feeling about yourself?

It's always a positive, and good things to build off of you get a win. It puts things in the right direction. Remain positive. Our guys played hard today. Glad we were able to get in the win column, it's been a little while. Just need to build off this momentum going into next weekend for a division game.

For guys like Tyjae (Spears) and the two rookies you have blocking for you on the offensive line, how do you feel like this last stretch of the season could be a good moment for them to prove themselves and also give you guys success?

It's a hell of an opportunity for those guys to get in and show what they can do and keep building as the season goes on, and also building for the future and be in a position to just do whatever they can to help us win. I'm excited to see what Jaelyn (Duncan) does and all the others getting an opportunity.

How did you like their performance tonight?

I thought they played great. I am going to focus on what I did and how I played. I felt those guys did the best they can to help us win and that's all you can hope for.

How did you feel like you did on being more effective with your touches, did you feel some more effectiveness in your carries this week?

No, I feel like I could have done a little bit better today. Just going to watch the film and grow from it. Try to be better and work on it as this week comes up and hopefully it translates.

SELECT TITANS POSTGAME QUOTES

WIDE RECEIVER DeANDRE HOPKINS

You get this done in front of this home crowd is there something special about these Titans fans for about this team being able to get it done any time?

This is my first year here. But I always say, these fans are special. They're standing up throughout the game. You look up in the audience seeing like no one sitting down. So, they're cheering on third downs. The defense is out there and, they're there supporting us. A lot of admiration for these fans.

This offense seemed to be clicking early in the game more in the first half than the second half. What was kind of the difference in those first two frames?

Those guys get paid as well. I guess they caught on to some things we were doing that we couldn't execute like we wanted to. But we came out victorious. It's a good defense, good defensive players over there. But first half, obviously, we knew we could take advantage of some things that we did, and hopefully we can kind of come out and play a complete game next week.

A lot of veteran leaders stood up today and made some plays like yourself, Nico (Denico Autry) and Jeff (Jeffery Simmons). Arden (Key) on defense, Derrick (Henry) on offense. What does it say about this team to see the veteran leaders, you know, step up and help get a win for you guys.

A lot of guys play a lot of ball on this team. Different teams, but we're all here right now and we know when our number is called, we want to be accountable. Receivers out there blocking, we're not just out there catching touchdowns. We're out there making big blocks as well. To us, that's that leads to touchdowns and helps the team win. So, you've got a lot of unselfish veterans on this team and hopefully we can continue putting together wins.

Obviously, you got to get a home divisional game next week. What's going to be the mindset for you guys?

Same mindset that we've had every home game, let's win. Right now, we got a good win streak at home and hopefully we can continue.

OUTSIDE LINEBACKER ARDEN KEY

Putting pressure on Panthers' rookie quarterback Bryce Young, this team did exactly that. Four sacks. You also had him running for his life at times. Why was the pass rush so effective today?

We kept it simple, like I told you all earlier in the week. Defensively, we keep it simple. You see what we did today. Coverage was good today. Coverage was great today. And we've got pressure on the quarterback. So, like you see today, as long as the defense is staying on the same page, then you'll see the complementary. We get coverage, you get the quarterback hit. Rush him and you get deflections.

Coach (Mike) Vrabel talks about complementary football all the time, when you guys are hungry and getting those turnovers and those big plays on defense. How much does that turn around, and also help the offense?

Oh, it definitely does. When you cause turnovers on defense, you give your offense another opportunity to put the ball in the paint.

The fourth straight win at home. What is it about playing in front of this crowd, that gets this team so fired up?

Oh, I mean, at home, you can't lose at home. I mean, that's something we speak highly around here. You can't lose at home. We were on a three-straight, road losing streak, and we needed this win.

When you guys are making plays like that and really outlasting the Panthers, back-and-forth in the second half, what's the mindset?

Just keeping it simple. I'm saying it all the time. Just keeping it simple. If we cover, we're going to hit the quarterback. We rush the quarterback, he's going to throw it faster than what he wants. We're going to catch picks and get the ball. Any of those type things. We don't need to be too much on defense, to keep it simple. When you're on your best, you see what we did today.

And what do those plays do for the defense's confidence as a whole? It rises our confidence, and then it just rises the entire team's confidence. We played a lot of complementary football today, and next week we got the Colts. We owe them. We owe them, yeah.

DEFENSIVE TACKLE JEFFERY SIMMONS

Veteran players stepped up today on both sides of the ball. How big was that to help you guys get a win that you needed to have?


That's what it's about, man. We talked about it all week. Saw it on all three phases. And you know, what I took from it is our offense, eliminate bad football because there's a lot of good things in it. Special teams will set the tone because that's where it starts at. And then defense affect the football. I think we did a hell of a job at that. This is a great win. One that we really needed, because of the energy, social media all that, and everything has just been down. It just feels good to get a win, and being able to do it at home, and back at home next week with another division game. It's going to be big that we start stacking wins. That's what it's going to take especially if we want to still have a shot at the division.

Obviously, defense gets the ball on a turnover, at the Panther's 11-yard line, and the offense turned it into seven points. That's what you guys have been looking for all season, right?

That's the message. Affect the ball and help the offense out. Sometimes that's what we need, a spark. That's what we expect. We expect to get turnovers. We need to do more to try to get more turnovers. At the end of the day, turnovers win games. We know that whoever has the most turnovers, you have a better chance of winning. That was a main key for the defense this week. Work together to affect the football, and we did a hell of a job with that today.

I know it's a goal every week to get after the quarterback, but does it go up even more when you're facing a rookie quarterback?

Most definitely. You know, especially when you got a guy like that. He wants to get the ball out, or look for his best receiver, and you take that read away. It's a hell of a job on the back end today. When you watch film and you know you have an advantage against their guys up front, even with the guys that go down, as they had a lot of injuries. But I think when we talk about our front, we have a lot of guys who can rush the passer. And it's time for us to just to show that. Of course, in some games, the quarterback gets the ball out quick and we talk about different ways to affect the quarterback. We just have to get back to that. We're going to get back to that, being more dominant up front and be on the same page. Like I said, today showed that if we're on the same page and working together, we could be good, a great front four.



TITANS ROSTER BREAKDOWN

The following is a breakdown of the 53-man roster as of Nov. 26, 2023:

Years in NFL (including 2023):

| | |
|--------|----|
| 16th | 1 |
| 14th | 1 |
| 12th | 1 |
| 11th | 1 |
| 10th | 1 |
| 8th | 2 |
| 7th | 0 |
| 6th | 3 |
| 5th | 10 |
| 4th | 6 |
| 3rd | 6 |
| 2nd | 7 |
| 1st | 2 |
| Rookie | 10 |

By Age:

| | |
|-------|----|
| 20-24 | 19 |
| 25-28 | 22 |
| 29-32 | 6 |
| 33+ | 4 |

By Position:

| | |
|-------------|---|
| OL | 8 |
| WR | 6 |
| CB | 6 |
| DL | 5 |
| S | 5 |
| OLB | 5 |
| ILB | 4 |
| TE | 4 |
| Specialists | 3 |
| QB | 3 |
| RB | 2 |

By Draft Round:

| | |
|---------------|----|
| First Round | 7 |
| Second Round | 7 |
| Third Round | 5 |
| Fourth Round | 6 |
| Fifth Round | 3 |
| Sixth Round | 3 |
| Seventh Round | 1 |
| Undrafted | 19 |

First-Round Draft Picks:

| |
|---------------------------|
| OL Peter Skoronski (2023) |
| WR Treyton Burks (2022) |
| CB Caleb Farley (2021) ** |
| T Andre Dillard (2019) |
| DT Jeffery Simmons (2019) |
| S Terrell Edmunds (2018) |
| WR DeAndre Hopkins (2013) |
| QB Ryan Tannehill (2012) |

Pro Bowl Seasons:

| |
|--|
| LS Morgan Cox (2015-16, 2019-20, 2022) |
| K Nick Folk (2007) |
| RB Derrick Henry (2019-20, 2022) |
| DeAndre Hopkins (2015, 2017-20) |
| DT Jeffery Simmons (2021-22) |
| QB Ryan Tannehill (2019) |

Drafted by the Titans: 20

New players in 2023: 24

Oldest player:

K Nick Folk (11/5/84)

Youngest player:

OL Peter Skoronski (7/31/01)

Tallest player:

TE Josh Whyte (6-7)

Shortest player:

DB Eric Garror (5-8)

* Injured Reserve

** PUP

States that produced the most current Titans (high school location):

Florida - 6 (Azeez Al-Shaair, Derrick Henry, Anthony Kendall, Chris Moore, Rashad Weaver, Nick Westbrook-Ikhine)

Georgia - 5 (Mike Brown, Arden Key, Corey Levin, Chig Okonkwo, Malik Willis)

California - 5 (Daniel Brunskill, Nick Folk, Kyle Peko, Kyle Philips, Ryan Stonehouse)

Texas - 4 (Aaron Brewer, Jack Gibbens, Trevis Gipson, Ryan Tannehill)

Universities that produced the most current Titans:

Cincinnati - 2 (Chris Moore, Josh Whyte)

Clemson - 2 (DeAndre Hopkins, K'Von Wallace)

Louisiana State - 2 (Kristian Fulton, Arden Key)

Maryland - 2 (Jaelyn Duncan, Chig Okonkwo)

Mississippi State - 2 (Denico Autry, Jeffery Simmons)

NEW FACES IN 2023

The following lists include executives, coaches and players who joined the Titans after the 2022 season ended. Players listed include only players on the 53-man roster.

General Manager and Assistant General Managers

| | |
|------------------|--------------------------------------|
| Ran Carthon | General Manager |
| Chad Brinker | Assistant General Manager, Strategy |
| Anthony Robinson | Assistant General Manager, Personnel |

Coaching Staff

| | |
|-----------------|---|
| Justin Hamilton | Defensive Quality Control Assistant Coach |
| Chris Harris | Defensive Passing Game Coordinator |
| Matt Jones | Offensive Line Assistant Coach |
| Anthony Levine | Special Teams Assistant Coach |
| Lo Locust | Defensive Quality Control Assistant Coach |
| Charles London | Offensive Passing Game Coordinator |
| Justin Outten | Run Game Coordinator |
| Tom Quinn | Special Teams Assistant Coach |
| Haley Roberts | Sports Performance Assistant |
| Luke Stocker | Offensive Assistant |

Veteran Players with Two or More Years of Experience

| | |
|---------------------|-----|
| Azeez Al-Shaair | LB |
| Daniel Brunskill | OL |
| Andre Dillard | T |
| Terrell Edmunds | S |
| Nick Folk | K |
| Luke Gifford | LB |
| Trevis Gipson | OLB |
| DeAndre Hopkins | WR |
| Chris Hubbard (IR) | OL |
| Arden Key | OLB |
| Chris Moore | WR |
| Sean Murphy-Bunting | CB |
| Kyle Peko | DT |
| Calvin Throckmorton | OL |
| K'Von Wallace | S |
| Trevon Wesco | TE |

Draft Picks (Round)

| | |
|---------------------|----|
| Peter Skoronski (1) | OL |
| Will Levis (2) | QB |
| Tyjae Spears (3) | RB |
| Josh Whyte (5) | TE |
| Jaelyn Duncan (6) | OL |
| Colton Dowell (7) | WR |

Undrafted Rookies (R) and First-Year Free Agents (1)

| | |
|---------------------|-----|
| Eric Garror (R) | DB |
| Anthony Kendall (R) | CB |
| TK McLendon Jr. (R) | DE |
| Caleb Murphy (R) | OLB |

As of Nov. 26, 2023



The 2023 Titans draft class: (top row, left to right) OL Peter Skoronski, TE Josh Whyte, OL Jaelyn Duncan, (bottom row, left to right) WR Colton Dowell, QB Will Levis, RB Tyjae Spears

2023 SCHEDULE NOTES

SEASON NOTES

- **PLAYOFF OPPONENTS:** The Titans have eight total games against seven playoff teams from last season. They play three division champions from 2022, including home games against Cincinnati (Oct. 1) and Jacksonville (Jan. 6 or 7) and visits to Tampa Bay (Nov. 12) and Jacksonville (Nov. 19). The four contests against 2022 wild card qualifiers include home dates with the Los Angeles Chargers (Sept. 17) and Seattle Seahawks (Dec. 24), a road game against Miami (Dec. 11), and a game in London against Baltimore (Oct. 15). The eight games against reigning playoff clubs are one more than the number the Titans had in 2022.
- **NATIONAL TV APPEARANCES:** The Titans are currently scheduled for three nationally-televised games. Their game in London against Baltimore (Oct. 15) will air on NFL Network. In primetime, they play at Pittsburgh on Thursday Night Football (Nov. 2 on Prime Video) and at Miami on Monday Night Football (Dec. 11 on ESPN).
- **TV BREAKDOWN:** Excluding their Week 18 matchup with the Jaguars, which has not yet been assigned a television broadcasting network, the Titans are currently scheduled for 10 contests on CBS, three games on FOX, and one game each on NFL Network, ESPN and Prime Video. Due to the NFL's flex scheduling, some contests could be moved to a different network from the one appearing on the initial schedule.
- **TIME (ZONE) TRAVEL:** Outside of their trip to London, the Titans stay in either the central time zone (13 games) or eastern time zone (six) for the duration of 2023, including the preseason. The farthest west they travel is Houston.
- **HIGH NOON:** During the regular season, 13 of the Titans' games are currently scheduled for Sundays at noon CT, with 11 total contests subject to flex scheduling.
- **THREE GAMES BASED UPON 2022 FINISH:** Every NFL team has two intraconference games and one interconference matchup based on the previous year's standings. As a result of the Titans' second-place finish in 2022, they host the AFC West's second-place Chargers (Sept. 17) and the NFC West's second-place Seattle Seahawks (Dec. 24). They visit the AFC East's runner-up Dolphins (Dec. 11). Overall, the Titans' strength of schedule is .448 (127-157-4) based upon their opponents' combined 2022 record, which is the 28th most difficult in the NFL.
- **FACING TOP OFFENSES AND DEFENSES:** The Titans face four of the NFL's top 10 offenses from last season: Cincinnati (Oct. 1, eighth-overall offense), Jacksonville (Nov. 19 and Jan. 6-7, 10th), the Los Angeles Chargers (Sept. 17, ninth) and Miami (Dec. 11, sixth). They also contend with three of the top 10 defenses from 2022: Baltimore (Oct. 15, tied-ninth overall defense), New Orleans (Sept. 10, fifth) and Tampa Bay (Nov. 12, tied-ninth).
- **VRABEL LOOKS FOR FIFTH WINNING SEASON:** With a winning record in 2023, Mike Vrabel would join Bum Phillips and Jeff Fisher as the only head coaches in franchise history with at least five winning campaigns. Under Vrabel, the Titans finished with winning records each season from 2018 to 2021. Fisher holds the franchise record for head coaches with six winning seasons (1999-00, 2002-03, 2007-08), which broke the previous record of five seasons, established by Phillips (1975, 1977-80).
- **VRABEL COULD PASS PHILLIPS:** Entering 2023 with a record of 50-37 as head coach, including playoffs, Mike Vrabel needs 10 wins to pass Bum Phillips (59-38) for second place on the franchise's all-time wins list among head coaches. Jeff Fisher (147-126) holds the franchise record for wins.
- **HEAD COACHING EXPERIENCE:** The Titans will face three of the five NFL head coaches who were hired by their respective clubs in 2023: Indianapolis' Shane Steichen (Oct. 8 and Dec. 3), Carolina's Frank Reich (Nov. 26) and Houston's DeMeco Ryans (Dec. 17 and 31). Titans head coach Mike Vrabel, who joined the Titans in 2018, has the ninth-longest tenure among current head coaches.

WEEK-BY-WEEK NOTES

- **WEEKS 5 & 13 vs. INDIANAPOLIS:** The Titans enter 2023 with a five-game winning streak over the Colts, who are led by first-year head coach Shane Steichen. Steichen served as the offensive coordinator of the Philadelphia Eagles the last two seasons, and in 2022 he helped the team reach Super Bowl LVII. First-year Titans general manager Ran Carthon spent the majority of his three NFL seasons as a player (2004-06) with the Colts.
- **WEEKS 11 & 18 vs. JACKSONVILLE:** The Titans look to regain the momentum in the series after they were swept by the Jaguars in 2022 for the first time since 2005. That ended the Titans' five-game winning streak in the rivalry. In Week 18 of last season, the Jaguars defeated the Titans in Jacksonville in a matchup that decided the AFC South champion. The Jaguars are in their second campaign with Doug Pederson as head coach and their third season since selecting quarterback Trevor Lawrence with the first pick in the 2021 NFL Draft.
- **WEEK 14 at MIAMI (MONDAY NIGHT):** Titans quarterback Ryan Tannehill is scheduled to make his first appearance at Hard Rock Stadium since being traded from the Dolphins to the Titans in 2019. Over his seven seasons in Miami (2012-18), he started 88 games and threw for 20,434 yards and 123 touchdowns. The Titans defense faces a Dolphins offense directed by second-year head coach Mike McDaniel that ranked sixth overall and fourth in passing in 2022. The last time the Titans traveled to Miami was the 2018 season opener, Mike Vrabel's first game as a head coach. With a duration of 7 hours and 8 minutes due to two separate weather interruptions, the 27-20 Dolphins win became the longest game in NFL history. The Titans franchise is 25-19 all-time on Monday Night Football, including a 2-0 mark against the Dolphins. In 1978, the Oilers and the Dolphins were featured in a memorable Monday night clash, a 35-30 Oilers win that included 199 yards and four rushing touchdowns by Earl Campbell.
- **WEEKS 15 & 17 vs. HOUSTON:** The Titans and Texans play twice in a three-week span. They have split the season series in six of the last seven years. This year the Titans face new Texans head coach DeMeco Ryans, who was hired in 2023 after serving two seasons as defensive coordinator for the San Francisco 49ers. Titans running back Derrick Henry enters the season with five consecutive games against the Texans with at least 126 rushing yards and one touchdown. The Texans drafted former Ohio State quarterback C.J. Stroud with the second overall pick in the 2023 NFL Draft. Prior to training camp, the Titans added veteran wide receiver DeAndre Hopkins, a first-round pick in 2013 who spent his first seven NFL seasons with the Texans.
- **WEEK 16 vs. SEATTLE:** The Titans have won two consecutive games against the Seahawks and three of the last four meetings. Most recently, Derrick Henry rushed for 182 yards and three touchdowns in a 33-30 overtime victory at Seattle on Sept. 19, 2021. Pete Carroll's 14 seasons as head coach with the Seahawks gives him the fourth-longest tenure in the NFL behind only New England's Bill Belichick, Pittsburgh's Mike Tomlin and Baltimore's John Harbaugh.



GAME PREVIEW

TEAM NOTES

PLAYER NOTES

MEDIA

STATISTICS

ROSTERS

GENERAL MANAGER RAN CARTHON

[Ran Carthon, Assistant GMs Brinker and Robinson open 2023 Training Camp](#)

[The OTP: Exclusive Interview with Ran Carthon](#)

[Video: Ran Carthon 1-on-1 with Mike Keith](#)

[Video: Ran Carthon Introduced as Titans GM](#)



Ran Carthon was named the 14th general manager in franchise history on Jan. 18, 2023. He joined the Titans after spending six seasons with the San Francisco 49ers, including the last two as the team's director of player personnel.

"We are excited to add Ran to our organization as our new general manager," Titans controlling owner **Amy Adams Strunk** said upon announcing the hire. "He brings a variety of valuable experiences to our team – as a former player and a successful personnel executive for multiple teams. I was impressed with his natural leadership qualities and his ability to connect with people. With talent evaluation being critical to this role, the roster they have built in San Francisco stands out. He played an important role there constructing one of our league's best teams."

Carthon arrived bringing a range of experience from multiple teams to Tennessee. While in San Francisco, he was the 49ers director of pro personnel for four seasons (2017-20) and then promoted to director of player personnel in 2021, serving in that capacity until joining the Titans. In his role as director of player personnel, Carthon was responsible for evaluating the top college prospects and assisting in the construction of the pro free agent board and evaluations. He joined the 49ers when head coach **Kyle Shanahan** and general manager **John Lynch** took over in 2017 and played a part in the team's three playoff appearances, two division titles and an NFC championship in 2019. Additionally, the 49ers had nine players account for 13 total Pro Bowl selections from 2021 (seven selections) to 2022 (six selections)—evidence of the talented roster the personnel staff amassed.

In his first offseason with the Titans, Carthon re-worked the roster adding wide receiver **DeAndre Hopkins**, tackle **Andre Dillard**, outside linebacker **Arden Key**, linebacker **Azeez Al-Shaair**, cornerback **Sean Murphy-Bunting**, tight end **Trevon Wesco** and linebacker **Luke Gifford** in free agency. In his first draft, offensive lineman **Peter Skoronski** and quarterback **Will Levis** were selected in the first two rounds.

Before joining San Francisco, Carthon spent five seasons (2012-16) with the St. Louis/Los Angeles Rams as their director of pro personnel. He entered the NFL scouting world as a pro scout with the Atlanta Falcons for four years (2008-11).

As a player, Carthon spent three seasons in the NFL (2004-06) primarily with the Indianapolis Colts, after entering the league as an undrafted college free agent. At the University of Florida, he tallied 1,353 career rushing yards over four seasons and was part of the Gators 2000 SEC Championship team.

Carthon was raised in an NFL family with his dad, Maurice, having a distinguished playing and coaching career. His father played for the New York Giants and Indianapolis Colts, and he coached for New England, New York Jets, Detroit, Dallas, Cleveland, Arizona and Kansas City.

Following his playing career, Carthon received his bachelor's degree in sociology from the University of Florida in 2008. As a member of the Rams (2013) and 49ers (2018) he was selected to participate in the NFL Career Development Symposium at the Wharton School of Business. And in 2022, he took part in the inaugural NFL coach and front office accelerator program.

Born Arandic Kornell Carthon in February of 1981, in Osceola, Ark., he attended Key West High School in Key West, Florida.

RAN CARTHON'S BACKGROUND:

- 2023:** Tennessee Titans - General Manager
- 2021-22:** San Francisco 49ers - Director of Player Personnel
- 2017-20:** San Francisco 49ers - Director of Pro Personnel
- 2012-16:** St. Louis/Los Angeles Rams - Director of Pro Personnel
- 2008-11:** Atlanta Falcons - Pro Scout
- 2004-06:** Indianapolis Colts* - Running Back
- 1999-03:** University of Florida - Running Back

* Also spent time with the Green Bay Packers, Seattle Seahawks and Detroit Lions

TITANS PLAYER PERSONNEL STAFF

- Ran Carthon **General Manager**
- Chad Brinker **Assistant General Manager, Football Strategy**
- Anthony Robinson **Assistant General Manager, Personnel**
- Vin Marino **Vice President, Football Administration**
- Sarah Bailey **Director, Football Research & Development**
- Brian Gardner **Director, Pro Scouting**
- Jon Salge **Director, College Scouting**
- Kevin Turks **Assistant Director, Pro Scouting**
- Bryce Wasserman **Manager, Football Strategy**
- Mike Boni **National Scout**
- Dale Thompson **National Scout**
- Brandon Taylor **Pro Scout**
- Casey Callahan **Area Scout**
- Patrick Callaway **Area Scout**
- TJ Earley **Area Scout**
- Matt Miller **College Scout**
- Tom Roth **Area Scout**
- Wes Slay **Area Scout**
- Max Curtis **Coordinator, Player Personnel**
- Rob Riederer **Coordinator, Pro Scouting**
- Patrick Woo **Coordinator, College Scouting**
- Corey Cooper **Assistant, Scouting**
- Mical Johnson **Assistant, Scouting**
- Aaron Sanders **Assistant, Scouting**
- Adam Bondi **Lead Developer, Football Technology**
- Matt Iammarino **Assistant Developer, Analytical Football Research**

FRANCHISE GENERAL MANAGER HISTORY

Ran Carthon became the 14th general manager in franchise history when he was hired in 2023. In the "Titans era," which began in 1999, he is the team's fifth general manager.

Franchise general managers (records include postseason):

| General Manager | Seasons | W | L | T | Pct |
|---------------------|-------------|----------|----------|----------|-------------|
| Ran Carthon | 2023 | 4 | 7 | 0 | .364 |
| Jon Robinson | 2016–2022 | 69 | 47 | 0 | .595 |
| Ruston Webster | 2012–2015 | 18 | 46 | 0 | .281 |
| Mike Reinfeldt | 2007–2011 | 46 | 36 | 0 | .561 |
| Floyd Reese | 1994–2006 | 111 | 106 | 0 | .512 |
| Mike Holovak | 1989–1993 | 52 | 34 | 0 | .605 |
| Ladd Herzeg | 1981–1988 | 44 | 80 | 0 | .355 |
| O.A. "Bum" Phillips | 1975–1980 | 59 | 38 | 0 | .608 |
| Sid Gillman | 1973–1974 | 8 | 20 | 0 | .286 |
| John Breen | 1971–1972 | 5 | 22 | 1 | .196 |
| Don Klosterman | 1966–1969 | 25 | 30 | 3 | .457 |
| Carroll Martin | 1964–1965 | 8 | 20 | 0 | .286 |
| Pop Ivy | 1963 | 6 | 8 | 0 | .429 |
| Don Suman | 1961–1962 | 22 | 7 | 1 | .750 |

Note: No general manager title was held in 1960 or 1970.

RECENT TITANS FREE AGENCY

2023

| <u>Free Agents Signed</u> | <u>Former Team</u> |
|---------------------------|--------------------|
| LB Azeez Al-Shaair | San Francisco |
| OL Daniel Brunskill | San Francisco |
| OL Andre Dillard | Philadelphia |
| LB Luke Gifford | Dallas |
| WR DeAndre Hopkins | Arizona |
| DT Jaleel Johnson | Atlanta |
| OLB Arden Key | Jacksonville |
| WR Chris Moore | Houston |
| CB Sean Murphy-Bunting | Tampa Bay |
| LB Ben Niemann | Arizona |
| TE Trevon Wesco | Chicago |

| <u>Free Agents Lost</u> | <u>New Team</u> |
|-------------------------|-----------------|
| OLB Tarell Basham | Cincinnati |
| T Le'Raven Clark | Pittsburgh |
| LB Dylan Cole | Chicago |
| WR Chris Conley | San Francisco |
| T Dennis Daley | Arizona |
| G Nate Davis | Chicago |
| QB Joshua Dobbs | Cleveland |
| DE Mario Edwards Jr. | Seattle |
| TE Austin Hooper | Las Vegas |
| DB Lonnie Johnson Jr. | New Orleans |
| LB David Long Jr. | Miami |
| DT Kevin Strong | Arizona |
| DE DeMarcus Walker | Chicago |

2022

| <u>Free Agents Signed</u> | <u>Former Team</u> |
|---------------------------|--------------------|
| RB Trenton Cannon | San Francisco |
| TE Austin Hooper | Cleveland |
| OL Jamarco Jones | Seattle |
| LB Justin Lawler | L.A. Rams |
| WR Josh Malone | Green Bay |
| DB A.J. Moore | Houston |
| DL DeMarcus Walker | Houston |

| <u>Free Agents Lost</u> | <u>New Team</u> |
|-------------------------|-----------------|
| WR Cameron Batson | Atlanta |
| FB Khari Blasingame | Chicago |
| LB Jayon Brown | Las Vegas |
| S Dane Cruikshank | Chicago |
| LB Rashaan Evans | Atlanta |
| TE Anthony Firkser | Atlanta |
| RB D'Onta Foreman | Carolina |
| WR Marcus Johnson | San Francisco |
| RB Jeremy McNichols | Atlanta |
| DT Kyle Peko | Las Vegas |
| OL David Quessenberry | Buffalo |

2021

| <u>Free Agents Signed</u> | <u>Former Team</u> |
|---------------------------|--------------------|
| OLB Ola Adeniyi | Pittsburgh |
| DL Denico Autry | Indianapolis |
| LB B.J. Bello | L.A. Chargers |
| WR Fred Brown | Denver |
| DT Trevon Coley | N.Y. Jets |
| LS Morgan Cox | Baltimore |
| T Christian DiLauro | Pittsburgh |
| OLB Bud Dupree | Pittsburgh |
| S Matthias Farley | N.Y. Jets |
| DT Woodrow Hamilton IV | Carolina |
| DT Bruce Hector | Carolina |
| RB Brian Hill | Atlanta |
| CB Jackrabbit Jenkins | New Orleans |
| CB Kevin Johnson | Cleveland |
| DT Abry Jones | Jacksonville |
| CB Chris Jones | Minnesota |
| T Kendall Lamm | Cleveland |
| WR Kalija Lipscomb | Green Bay |
| CB Greg Mabin | Jacksonville |

| | |
|-------------------------|-----------|
| LB Justin March-Lillard | Dallas |
| CB Kevin Peterson | Arizona |
| WR Josh Reynolds | L.A. Rams |

| <u>Free Agents Lost</u> | <u>New Team</u> |
|-------------------------|-----------------|
| OLB Jadeveon Clowney | Cleveland |
| WR Corey Davis | N.Y. Jets |
| DE Matt Dickerson | Las Vegas |
| G/C Jamil Douglas | Buffalo |
| DT DaQuan Jones | Carolina |
| DB Joshua Kalu | N.Y. Giants |
| CB Desmond King | Houston |
| CB Chris Milton | N.Y. Giants |
| TE MyCole Pruitt | San Francisco |
| WR Kalif Raymond | Detroit |
| TE Jonnu Smith | New England |
| CB Tye Smith | Minnesota |

2020

| <u>Free Agents Signed</u> | <u>Former Team</u> |
|---------------------------|--------------------|
| OLB Vic Beasley Jr. | Atlanta |
| DB Ibraheim Campbell | Green Bay |
| DL Jack Crawford | Atlanta |
| LB Nick Dzubnar | L.A. Chargers |
| CB Johnathan Joseph | Houston |
| RB Seniorise Perry | Buffalo |
| T Ty Sambrailo | Atlanta |

| <u>Free Agents Lost</u> | <u>New Team</u> |
|-------------------------|-----------------|
| T Jack Conklin | Cleveland |
| WR Darius Jennings | L.A. Chargers |
| DL Austin Johnson | N.Y. Giants |
| QB Marcus Mariota | Las Vegas |
| CB Logan Ryan | New York Giants |
| WR Tajaé Sharpe | Minnesota |
| CB LeShaun Sims | Cincinnati |

2019

| <u>Free Agents Signed</u> | <u>Former Team</u> |
|---------------------------|--------------------|
| DL Frank Herron | New England |
| TE Ryan Hewitt | Indianapolis |
| WR Cody Hollister | New England |
| WR Adam Humphries | Tampa Bay |
| G Rodger Saffold | L.A. Rams |
| DL Brent Urban | Baltimore |
| OLB Cameron Wake | Miami |

| <u>Free Agents Lost</u> | <u>New Team</u> |
|-------------------------|-----------------|
| TE Luke Stocker | Atlanta |
| G Quinton Spain | Buffalo |

2018

| <u>Free Agents Signed</u> | <u>Former Team</u> |
|---------------------------|--------------------|
| CB Malcolm Butler | New England |
| WR Michael Campanaro | Baltimore |
| LB Will Compton | Washington |
| QB Blaine Gabbert | Arizona |
| RB Dion Lewis | New England |
| S Kendrick Lewis | Baltimore |
| DL Bennie Logan | Kansas City |
| G Kevin Pamphile | Tampa Bay |
| OL Xavier Su'a-Filo | Houston |
| S Kenny Vaccaro | New Orleans |
| WR Nick Williams | Atlanta |

| <u>Free Agents Lost</u> | <u>New Team</u> |
|-------------------------|-----------------|
| DB Curtis Riley | N.Y. Giants |
| QB Brandon Weeden | Houston |
| LB Avery Williamson | N.Y. Jets |
| G/C Brian Schwenke | New England |
| WR Eric Decker | New England |

TITANS DRAFTS SINCE 2018

2023

| Rd. | Pick | Player | Pos. | College |
|-----|------|-----------------------|------|------------------|
| 1 | 11 | Peter Skoronski | OL | Northwestern |
| 2a | 33 | Will Levis | QB | Kentucky |
| 2b | 41 | (Traded to Arizona) | | |
| 3a | 72 | (Traded to Arizona) | | |
| 3b | 81 | Tyjae Spears | RB | Tulane |
| 4 | 110 | (Traded to Atlanta) | | |
| 5 | 147 | Josh Whyte | TE | Cincinnati |
| 6a | 186 | Jaelyn Duncan | OL | Maryland |
| 6b | 189 | (Traded to L.A. Rams) | | |
| 7 | 228 | Colton Dowell | WR | Tennessee-Martin |

Draft Notes

General Manager: Ran Carthon

- 2a, 3b – Picks acquired from Arizona for 2b, 3a and a third-round pick in 2024
- 4 – Pick traded to Atlanta in 2021 (see 2022, 2b)
- 6a – Pick acquired from Atlanta in 2021 (see 2022, 2b)
- 6b – Pick traded to L.A. Rams in 2022 for WR Robert Woods

2022

| Rd. | Pick | Player | Pos. | College |
|-----|------|-----------------------|------|-------------|
| 1a | 18 | Treyton Burks | WR | Arkansas |
| 1b | 26 | (Traded to N.Y. Jets) | | |
| 2a | 35 | Roger McCreary | CB | Auburn |
| 2b | 58 | (Traded to Atlanta) | | |
| 3a | 69 | Nicholas Petit-Frere | OL | Ohio State |
| 3b | 86 | Malik Willis | QB | Liberty |
| 3c | 90 | (Traded to Las Vegas) | | |
| 3d | 101 | (Traded to N.Y. Jets) | | |
| 4a | 131 | Hassan Haskins | RB | Michigan |
| 4b | 143 | Chig Okonkwo | TE | Maryland |
| 5a | 163 | Kyle Philips | WR | UCLA |
| 5b | 169 | (Traded to Las Vegas) | | |
| 6a | 204 | Theo Jackson | S | Tennessee |
| 6b | 219 | Chance Campbell | LB | Mississippi |
| 7 | 247 | (Traded to Miami) | | |

Draft Notes

General Manager: Jon Robinson

- 4b, 6b – Awarded as a compensatory selections
- 1a, 3d – Picks acquired from Philadelphia for WR A.J. Brown
- 2b – Pick traded with a fourth-round pick in 2023 to Atlanta for WR Julio Jones and a sixth-round pick in 2023
- 2a, 3a, 5a – Picks acquired from N.Y. Jets for 1b, 3d
- 3b – Pick acquired from Las Vegas for 3c and 5b
- 7 – Pick traded with T Isaiah Wilson to Miami in 2021 (see 2021 7a)

2021

| Rd. | Pick | Player | Pos. | College |
|-----|------|---------------------------|------|--------------------|
| 1 | 22 | Caleb Farley | CB | Virginia Tech |
| 2 | 53 | Dillon Radunz | OL | North Dakota State |
| 3a | 85 | (Traded to Green Bay) | | |
| 3b | 92 | Monty Rice | LB | Georgia |
| 3c | 100 | Elijah Molden | CB | Washington |
| 4a | 109 | Dez Fitzpatrick | WR | Louisville |
| 4b | 126 | (Traded to Carolina) | | |
| 4c | 135 | Rashad Weaver | OLB | Pittsburgh |
| 5 | 166 | (Traded to Carolina) | | |
| 6a | 185 | (Traded to L.A. Chargers) | | |
| 6b | 205 | Racey McMath | WR | Louisiana State |
| 6c | 215 | Brady Breeze | S | Oregon |
| 7a | 232 | (Traded to Carolina) | | |
| 7b | 249 | (Traded to L.A. Rams) | | |

Draft Notes

General Manager: Jon Robinson

- 3b, 4c – Picks acquired from Green Bay for 3a
- 3c – Awarded as a compensatory selection
- 4a – Pick acquired from Carolina for 4b, 5 and 7a
- 6a – Pick acquired from Jacksonville in 2020 for OLB Kamalei Correa and 7b; traded to L.A. Chargers in 2020 for CB Desmond King II

- 6c – Pick acquired from Kansas City in 2020 (see 2020, 7b)
- 7a – Pick originally from Atlanta acquired from Miami for T Isaiah Wilson and a seventh-round choice in 2022; traded to Carolina with 4b and 5 for 4a
- 7b – Pick and OLB Kamalei Correa traded to Jacksonville in 2020 for 6a

2020

| Rd. | Pick | Player | Pos. | College |
|-----|------|-------------------------|------|----------------------|
| 1 | 29 | Isaiah Wilson | T | Georgia |
| 2 | 61 | Kristian Fulton | CB | Louisiana State |
| 3 | 93 | Darrynton Evans | RB | Appalachian State |
| 4 | 135 | (Traded to Miami) | | |
| 5 | 174 | Larrell Murchison | DL | North Carolina State |
| 6 | 208 | (Traded to Green Bay) | | |
| 7a | 224 | Cole McDonald | QB | Hawaii |
| 7b | 237 | (Traded to Kansas City) | | |
| 7c | 243 | Chris Jackson | DB | Marshall |

Draft Notes

General Manager: Jon Robinson

- 4 – Pick traded to Miami in 2019 (see 2019, 6a)
- 6 – Pick traded to Green Bay in 2019 for OLB Reggie Gilbert
- 7a – Pick acquired in a 2019 trade with Cleveland for WR Taywan Taylor
- 7b – Pick acquired in a trade with Denver for DT Jurrell Casey and then traded to Kansas City for a sixth-round choice in 2021

2019

| Rd. | Pick | Player | Pos. | College |
|-----|------|-----------------------|------|-------------------|
| 1 | 19 | Jeffery Simmons | DT | Mississippi State |
| 2 | 51 | A.J. Brown | WR | Mississippi |
| 3 | 82 | Nate Davis | OL | Charlotte |
| 4a | 116 | Amani Hooker | DB | Iowa |
| 4b | 121 | (Traded to N.Y. Jets) | | |
| 5a | 157 | (Traded to N.Y. Jets) | | |
| 5b | 168 | D'Andre Walker | OLB | Georgia |
| 6a | 188 | David Long | LB | West Virginia |
| 6b | 191 | (Traded to Baltimore) | | |
| 7 | 233 | (Traded to Miami) | | |

Draft Notes

General Manager: Jon Robinson

- 4a, 5b – Picks acquired in a trade with N.Y. Jets for 4b and 5a
- 6a – Pick and QB Ryan Tannehill acquired in a trade with Miami for a seventh-round pick (233 overall) and a fourth-round pick in 2020
- 6b – Pick acquired in a trade with Baltimore for LB Kamalei Correa

2018

| Rd. | Pick | Player | Pos. | College |
|-----|------|--|------|------------------|
| 1a | 22 | Rashaan Evans | LB | Alabama |
| 1b | 25 | (traded to Baltimore) | | |
| 2a | 41 | Harold Landry III | OLB | Boston College |
| 2b | 57 | (traded to Oakland) | | |
| 3 | 89 | (traded to Oakland) | | |
| 4 | 125 | (traded to Baltimore) | | |
| 5a | 152 | Dane Cruikshank | DB | Arizona |
| 5b | 162 | (traded to Baltimore) | | |
| 6a | 199 | Luke Falk | QB | Washington State |
| 6b | 215 | (acquired from Baltimore and traded back to Baltimore) | | |
| 7 | 243 | (traded to Kansas City) | | |

Draft Notes

General Manager: Jon Robinson

- 1a, 6b – Picks acquired in a trade with Baltimore for 1b and 4 (6b later traded back to Baltimore)
- 2a – Pick acquired in a trade with Oakland for 2b and 3
- 5a – Pick acquired in a trade with Baltimore for 5b and 6b (6b originally traded from Baltimore to Tennessee before being traded back to Baltimore)
- 7 – Pick traded to Kansas City in 2017 for defensive lineman David King

RECENT TITANS TRADE HISTORY

2023 TRADES

| Trade Date/Teams | Compensation | Overall | Player Selected | Note |
|--|-----------------------------|---------|---------------------|------------------------------|
| 1. April 28, 2023 (Draft Day Trade) | | | | |
| Tennessee Receives: | Draft Choice: Round 2, 2023 | #33 | QB Will Levis | Pick originally from Houston |
| | Draft Choice: Round 3, 2023 | #81 | RB Tyjae Spears | Pick originally from Detroit |
| Arizona Receives: | Draft Choice: Round 2, 2023 | #41 | OLB B.J. Ojulari | |
| | Draft Choice: Round 3, 2023 | #72 | DB Garrett Williams | |
| | Draft Choice: Round 3, 2024 | | | |

2. Aug. 29, 2023

| | | | | |
|-----------------------|---------------|---------------|--|--|
| Tennessee Receives: | Player: | K Nick Folk | | |
| New England Receives: | Draft Choice: | Round 7, 2025 | | |

3. Oct. 23, 2023

| | | | | |
|------------------------|---------------|-------------------|--|--|
| Tennessee Receives: | Player: | S Terrell Edmunds | | |
| | Draft Choice: | Round 5, 2024 | | |
| | Draft Choice: | Round 6, 2024 | | |
| Philadelphia Receives: | Player: | S Kevin Byard | | |

2022 TRADES

| Trade Date/Teams | Compensation | Overall | Player Selected | Note |
|--|-----------------------------|-----------------|---------------------|---|
| 1. March 23, 2022 | | | | |
| Tennessee Receives: | Player: | WR Robert Woods | | |
| L.A. Rams Receive: | Draft Choice: Round 6, 2023 | #189 | OLB Ochaun Mathis | |
| 2. April 28, 2022 (Draft Day Trade) | | | | |
| Tennessee Receives: | Draft Choice: Round 1, 2022 | #18 | WR Treyton Burks | Pick originally from New Orleans |
| | Draft Choice: Round 3, 2022 | #101 | (TE Jeremy Ruckert) | Pick originally a New Orleans compensatory selection; traded to NY Jets |
| Philadelphia Receives: | Player: | WR A.J. Brown | | |

3. April 28, 2022 (Draft Day Trade)

| | | | | |
|---------------------|-----------------------------|------|-------------------------|--|
| Tennessee Receives: | Draft Choice: Round 2, 2022 | #35 | CB Roger McCreary | |
| | Draft Choice: Round 3, 2022 | #69 | OL Nicholas Petit-Frere | |
| | Draft Choice: Round 5, 2022 | #163 | WR Kyle Phillips | Pick originally from Pittsburgh |
| N.Y. Jets Receive: | Draft Choice: Round 1, 2022 | #26 | OLB Jermaine Johnson | |
| | Draft Choice: Round 3, 2022 | #101 | TE Jeremy Ruckert | Pick originally a New Orleans compensatory selection |

4. April 29, 2022 (Draft Day Trade)

| | | | | |
|---------------------|-----------------------------|------|------------------|--------------------------|
| Tennessee Receives: | Draft Choice: Round 3, 2022 | #86 | QB Malik Willis | |
| Las Vegas Receives: | Draft Choice: Round 3, 2022 | #90 | G Dylan Parham | |
| | Draft Choice: Round 5, 2022 | #169 | (RB Ty Chandler) | Pick traded to Minnesota |

5. Aug. 17, 2022

| | | | | |
|---------------------|---------------|-------------------|--|--------------------------|
| Tennessee Receives: | Player: | S Tyree Gillespie | | |
| Las Vegas Receives: | Draft Choice: | Round 7, 2024 | | Conditional draft choice |

6. Aug. 24, 2022

| | | | | |
|------------------------|---------------|---------------|--|--|
| Tennessee Receives: | Player: | DB Ugo Amadi | | |
| | Draft Choice: | Round 7, 2024 | | |
| Philadelphia Receives: | Draft Choice: | Round 6, 2024 | | |

7. Aug. 29, 2022

| | | | | |
|---------------------|---------------|-----------------|--|--|
| Tennessee Receives: | Player: | OL Dennis Daley | | |
| | Draft Choice: | Round 7, 2024 | | |
| Carolina Receives: | Draft Choice: | Round 5, 2024 | | |

2021 TRADES

| Trade Date/Teams | Compensation | Overall | Player Selected | Note |
|--|-----------------------------|-----------------|--------------------|--|
| 1. March 17, 2021 | | | | |
| Tennessee Receives: | Draft Choice: Round 7, 2021 | #232 | (DT Phil Hoskins) | Pick originally from Atlanta; traded to Carolina |
| Miami Receives: | Player: | T Isaiah Wilson | | |
| | Draft Choice: Round 7, 2022 | #247 | QB Skylar Thompson | |
| 2. April 30, 2021 (Draft Day Trade) | | | | |
| Tennessee Receives: | Draft Choice: Round 3, 2021 | #92 | ILB Monty Rice | |
| | Draft Choice: Round 4, 2021 | #135 | OLB Rashad Weaver | |
| Green Bay Receives: | Draft Choice: Round 3, 2021 | #85 | WR Amari Rodgers | |

RECENT TITANS TRADE HISTORY

3. May 1, 2021 (Draft Day Trade)

| | | | | | |
|---------------------|---------------|---------------|------|--------------------|--|
| Tennessee Receives: | Draft Choice: | Round 4, 2021 | #109 | WR Dez Fitzpatrick | Pick originally from Houston |
| Carolina Receives: | Draft Choice: | Round 4, 2021 | #126 | RB Chuba Hubbard | |
| | Draft Choice: | Round 5, 2021 | #166 | DB Keith Taylor | |
| | Draft Choice: | Round 7, 2021 | #232 | DT Phil Hoskins | Pick originally from Atlanta through Miami |

4. June 6, 2021

| | | | | | |
|---------------------|---------------|----------------|------|------------------|--------------------------|
| Tennessee Receives: | Player: | WR Julio Jones | | | |
| | Draft Choice: | Round 6, 2023 | #186 | | |
| Atlanta Receives: | Draft Choice: | Round 2, 2022 | #58 | LB Troy Andersen | |
| | Draft Choice: | Round 4, 2023 | #110 | | Conditional draft choice |

2020 TRADES

| Trade Date/Teams | Compensation | Overall | Player Selected | Note | |
|--------------------------|---------------|------------------|-----------------|----------------------|---|
| 1. March 19, 2020 | | | | | |
| Tennessee Receives: | Draft Choice: | Round 7, 2020 | #237 | (CB Thakarius Keyes) | Pick originally from New England; traded to Kansas City |
| Denver Receives: | Player: | DT Jurrell Casey | | | |

2. April 25, 2020 (Draft Day Trade)

| | | | | | |
|-----------------------|---------------|---------------|------|--------------------|---|
| Tennessee Receives: | Draft Choice: | Round 6, 2021 | #215 | S Brady Breeze | |
| Kansas City Receives: | Draft Choice: | Round 7, 2020 | #237 | CB Thakarius Keyes | Pick originally from New England through Denver |

3. Oct. 14, 2020

| | | | | | |
|------------------------|---------------|--------------------|------|--------------------|------------------------------|
| Tennessee Receives: | Draft Choice: | Round 6, 2021 | #185 | (LB Nick Niemann) | Pick traded to L.A. Chargers |
| Jacksonville Receives: | Draft Choice: | Round 7, 2021 | #249 | (WR Ben Skowronek) | Pick traded to L.A. Rams |
| | Player: | OLB Kamalei Correa | | | |

4. Nov. 2, 2020

| | | | | | |
|------------------------|---------------|--------------------|------|-----------------|-----------------------------------|
| Tennessee Receives: | Player: | CB Desmond King II | | | |
| L.A. Chargers Receive: | Draft Choice: | Round 6, 2021 | #185 | LB Nick Niemann | Pick originally from Jacksonville |

2019 TRADES

| Trade Date/Teams | Compensation | Overall | Player Selected | Note | |
|--------------------------|---------------|-------------------|-----------------|-------------------|---------------------------|
| 1. March 15, 2019 | | | | | |
| Tennessee Receives: | Player: | QB Ryan Tannehill | | | |
| | Draft Choice: | Round 6, 2019 | #188 | LB David Long Jr. | |
| Miami Receives: | Draft Choice: | Round 7, 2019 | #233 | RB Chandler Cox | |
| | Draft Choice: | Round 4, 2020 | #135 | (G Kevin Dotson) | Pick traded to Pittsburgh |

2. April 27, 2019 (Draft Day Trade)

| | | | | | |
|---------------------|---------------|---------------|------|--------------------|--|
| Tennessee Receives: | Draft Choice: | Round 4, 2019 | #116 | DB Amani Hooker | Pick originally from Miami through New Orleans |
| | Draft Choice: | Round 5, 2019 | #168 | OLB D'Andre Walker | Pick originally from New Orleans |
| N.Y. Jets Receive: | Draft Choice: | Round 4, 2019 | #121 | TE Trevon Wesco | |
| | Draft Choice: | Round 5, 2019 | #157 | LB Blake Cashman | |

3. August 29, 2019

| | | | | | |
|---------------------|---------------|--------------------|------|---------------|--|
| Tennessee Receives: | Player: | OLB Reggie Gilbert | | | |
| Green Bay Receives: | Draft Choice: | Round 6, 2020 | #208 | C Jake Hanson | |

4. August 31, 2019

| | | | | | |
|---------------------|---------------|------------------|------|------------------|--|
| Tennessee Receives: | Draft Choice: | Round 7, 2020 | #224 | QB Cole McDonald | |
| Cleveland Receives: | Player: | WR Taywan Taylor | | | |

HEAD COACH MIKE VRABEL

[Click For Complete Online Bio](#)

[The OTP: Exclusive Interview with Mike Vrabel](#)

[Video: Watch "The Mike Vrabel Show"](#)

[Video: Watch Mike Vrabel's latest press conference](#)

[Video: Introducing Mike Vrabel's Second and Seven Foundation](#)

[Mike Vrabel Named AP 2021 NFL Coach of the Year](#)

[Video: Igniting the Fire - Who is Mike Vrabel?](#)



Mike Vrabel was named head coach of the Titans on Jan. 20, 2018, becoming the 19th head coach in franchise history.

Vrabel, who enters 2023 as the NFL's ninth-longest tenured head coach with his current team, is the organization's fourth head coach to serve for at least five complete seasons, joining **Wally Lemm** (1966–1970), **Bum Phillips** (1975–1980) and **Jeff Fisher** (1994–2010). Measured against each member of the group in years one through five of their respective terms, Vrabel's 50 wins from 2018 to 2022 set a new benchmark, and his .575 winning percentage (50-37) ranked second behind only Phillips, who was 48-32 (.600) in his initial five years with the Oilers.

Vrabel finished the 2022 campaign ranked third in Titans/Oilers history in total career wins among head coaches. His 50 wins trailed only franchise Ring of Honor members Fisher (147) and Phillips (59).

With three playoff appearances in his first five years (2019, 2020 and 2021), Vrabel is the sixth head coach in Oilers/Titans history to coach at least three playoff teams. The others are Fisher (six), **Jack Pardee** (four), Phillips (three), **Jerry Glanville** (three) and Lemm (three). The Titans won back-to-back AFC South titles in 2020 and 2021, marking the first time the organization accomplished the feat since the Oilers won the first three AFL Eastern division titles from 1960 to 1962.

In each of Vrabel's first five seasons, the Titans had a minimum of a win-and-in scenario to reach the postseason entering the final week of the regular season. The two non-playoff seasons under his leadership came down to such circumstances in 2018 and 2022.

Situationally, Vrabel's teams have fared among the NFL leaders in several categories. From 2018 to 2022, the Titans had a .640 winning percentage in three-point games (16-9), which ranked second in the league

MIKE VRABEL AT A GLANCE

- Year as Titans head coach: **6**
- Year as NFL head coach: **6**
- Regular season record: **52-41**
- Postseason record: **2-3**
- Overall record: **54-44**
- Regular season home record: **29-17**
- Regular season road record: **23-24**
- vs. Colts: **6-5**
- At home vs. Colts: **2-3**
- On the road vs. Colts: **4-2**
- vs. Shane Steichen: **0-1**

Mike Vrabel's Career Coaching Ledger:

| Years | Team | Position |
|---------|-----------------------|-----------------------|
| 2018-23 | Tennessee Titans | Head Coach |
| 2017 | Houston Texans | Defensive Coordinator |
| 2014-16 | Houston Texans | Linebackers Coach |
| 2012-13 | Ohio State University | Defensive Line Coach |
| 2011 | Ohio State University | Linebackers Coach |

Mike Vrabel's Career Playing Ledger:

| Years | Team | Position |
|---------|----------------------|------------|
| 2009-10 | Kansas City Chiefs | Linebacker |
| 2001-08 | New England Patriots | Linebacker |
| 1997-00 | Pittsburgh Steelers | Linebacker |

behind only the Green Bay Packers (.658). In the same period, their .855 winning percentage (47-8) in regular season games in which they had a fourth-quarter lead tied for sixth in the NFL. Vrabel's team was 5-2 in overtime games from 2018 through 2022, tying the Kansas City Chiefs (5-0) for the second-most overtime wins behind the Las Vegas Raiders (7-3). On the road, the Titans were 28-18 (.561), tying for the league's sixth-best road record.

From 2018 to 2022, the Titans had the NFL's second-best rushing offense, averaging 139.9 yards per game on the ground. Only the Baltimore Ravens were better (170.8). The offense ranked first in the NFL in the red zone, scoring touchdowns on 66.8 percent of drives inside the opponent's 20-yard line (173 of 259), and the Titans also had the NFL's ninth-best team passer rating at 95.8.

On the other side of the ball, the Titans ranked fourth in rushing defense from 2018 to 2022, allowing 100.2 rushing yards per contest. Also in that five-year stretch, the Titans were seventh in scoring defense (21.8 opponent points per game).

During the 2022 season, the Titans led the NFL in total number players used for the second consecutive season. A total of 86 players took the field for at least one game, partly as a result of 31 players being placed on injured reserve from the time the roster was cut to 53 players through the end of the campaign. The Titans relied heavily upon their youth, as rookies combined for 145 games played (tied for third in the NFL) and 56 starts (sixth).

The 2022 Titans led the NFL in rushing defense for the first time as a team since 2003. They allowed only 1,307 total rushing yards for a league-best average of 76.9 yards per contest—the second-best finish in franchise history (73.4 in 1960). The Titans also ranked third in third-down defense in 2022, allowing a conversion rate of 34.2 percent (77 of 225).

Vrabel Honored as NFL's Top Coach in 2021

Vrabel was named the Associated Press NFL Coach of the Year in 2021 after directing the Titans to a 12-5 record during the regular season. The Titans won the AFC South, and they claimed the top seed in the AFC playoff field for the first time since 2008. They did so despite needing to use 91 total players during the season—the most in NFL history in a non-strike year. After the final preseason roster cuts through the end of the season, the team placed 26 different players on injured reserve and 21 different players on the reserve/COVID-19 list, plus additional practice squad players that received those designations.

The 2021 Titans ranked second in rushing defense (84.6 yards allowed per game), 12th in total defense (329.8), sixth on third down (36.7 percent), sixth in scoring defense (20.8 points per game) and ninth in sacks (43). Offensively, the Titans finished fifth in rushing (141.4 yards per game) despite missing **Derrick Henry** for nine games due to injury. The offense also ranked eighth on third down (43.6 percent), fifth in the red zone (63.9 percent) and first in goal-to-go efficiency (87.5 percent).

In 2021, Vrabel joined Pardee and Glanville as the only head coaches in team annals to preside over at least three playoff squads in their initial four seasons as head coach, and he tied Pardee (43-26) for the most total wins by a head coach in his first four seasons with the organization.

Titans Take the AFC South in Year 3 Under Vrabel

The Titans won the 2020 AFC South title with an 11-5 record in the regular season, claiming their best record and first division title since going 13-3 in 2008. They finished with a 5-1 record within the division and a 6-2 mark in road games, all while navigating the challenges of the COVID-19 pandemic.

The Titans led the NFL in 2020 with a plus-11 turnover differential. Their 23 takeaways ranked seventh in the NFL, while their 12 turnovers were the second-fewest in the league in 2020 and tied for the ninth-lowest number since the NFL went to a 16-game schedule in 1978.

In 2020, the Titans tied for second place in total offense (396.4 yards per game) and ranked fourth in scoring offense (30.7 points per game). They became the first team in NFL history to generate at least 2,500 rushing yards (2,690) and 3,500 net passing yards (3,653) while surrendering 25 or fewer sacks (25). Their 6,343 total yards and 381 first downs established franchise records, while their 491 points amounted to the organization's second-best total.

The 2020 Titans joined the 1997 Detroit Lions as the only teams in NFL history to feature a 2,000-yard rusher, a 3,000-yard passer and a 1,000-yard receiver. Henry led the NFL in rushing for the second consecutive season, and his 2,027 rushing yards gave him the fifth-best total in league history. Meanwhile, **Ryan Tannehill** passed for 3,819 yards, and his 106.5 passer rating was the fifth-best number in the NFL. **A.J. Brown** was named to the

TITANS 2023 COACHING STAFF

- Mike Vrabel **Head Coach**
- Craig Aukerman **Assistant Head Coach/Special Teams Coordinator**
- Brian Bell **Assistant Director of Sports Performance**
- Scott Booker **Safeties**
- Shane Bowen **Defensive Coordinator**
- Kylan Butler **Offensive Assistant**
- Ryan Crow **Outside Linebackers**
- Tony Dews **Tight Ends**
- Justin Hamilton **Defensive Quality Control**
- Chris Harris **Defensive Pass Game Coordinator/Cornerbacks**
- Jason Houghtaling **Offensive Line**
- Matt Jones **Offensive Line Assistant**
- Tim Kelly **Offensive Coordinator**
- Bobby King **Inside Linebackers**
- Zak Kuhr **Inside Linebackers Assistant**
- Anthony Levine **Special Teams Assistant**
- Lori Locust **Defensive Quality Control**
- Charles London **Pass Game Coordinator/Quarterbacks**
- Clinton McMillan **Defensive Line Assistant**
- Rob Moore **Wide Receivers**
- Pat O'Hara **Passing Game Analyst**
- Justin Outten **Run Game Coordinator/Running Backs**
- Frank Piraino **Director of Sports Performance**
- Tom Quinn **Special Teams Assistant**
- Haley Roberts **Sports Performance Assistant**
- Tyler Rouse **Sports Performance Assistant**
- Luke Stocker **Offensive Assistant**
- John Streicher **Director of Football Administration**
- Mike Sullivan **Assistant Offensive Line**
- Terrell Williams **Assistant Head Coach—Defense/Defensive Line**

Pro Bowl after recording his second consecutive 1,000-yard season (1,075) and tying for fifth place in the NFL with 11 touchdown catches.

Titans to AFC Championship Game in Vrabel's Second Season

In 2019, Vrabel became the first head coach in the organization's history to win multiple playoff games within his first two seasons. The Titans won a pair of road games—at New England in the wild card round and at Baltimore in the divisional round—to advance to the 2019 AFC championship game, falling at Kansas City to the eventual Super Bowl champion Chiefs.

The Titans began the 2019 campaign with two wins in their first six games but rallied to win seven of their final 10 games in the regular season. From the time the NFL went to its current playoff format in 1990 through 2019, 345 teams went 2-4 or worse in their first six games of a season. From that group, the Titans became only the third team to advance to a conference championship game, joining the 2002 Titans (2-4) and the 1996 Jacksonville Jaguars (2-4).

The 2019 Titans ranked in the NFL's top 10 in scoring margin (eighth, +71), turnover margin (sixth, +6), offensive yards per play (fourth, 6.12), rushing offense (third, 138.9 yards per game), red zone efficiency (first, 75.6 percent), total touchdowns (tied for third, 54) and third-down defense (eighth, 36.3 percent).

In his first season as head coach, Vrabel directed the Titans to a 9-7 record. His nine wins tied for the fourth-highest total in franchise history by a first-year head coach.

With only 82 penalties enforced against the Titans in 2018, Vrabel's team led the NFL and set a franchise record (16-game season) for fewest penalties in a season. The 2018 Titans also placed third in points allowed (18.9 per game), eighth in total defense (333.4 yards per game), sixth in passing defense (216.9), second in red zone defense (44.7 percent touchdown rate) and seventh in rushing offense (126.4) in the league rankings.

Background as a Player and Coach

Vrabel arrived in Tennessee with 18 years of NFL experience, including four seasons as a coach and 14 seasons as a player. His distinguished playing career included three Super Bowl wins (2001, 2003 and 2004), one Pro Bowl selection (2007) and an All-Pro honor (2007). Vrabel played in 206 NFL games and totaled 57 sacks, 496 tackles, 11 interceptions, 20 forced fumbles, nine fumble recoveries and 10 touchdown receptions. Additionally, his teams advanced to the playoffs eight times (20 postseason games), with Vrabel recording eight postseason sacks and two postseason touchdown receptions.

Vrabel joined the Titans after four seasons with the Houston Texans, spending the first three seasons (2014-16) coaching linebackers and one year (2017) as the team's defensive coordinator. During his time in Houston, the Texans built one of the best defenses in the NFL and experienced tremendous success as a team – earning two division titles (2015, 2016).

Between 2014-16, the Texans defense ranked third in the NFL in yards allowed per game (319.9) and net passing yards (218.4). Houston also ranked first in third-down defense (33.6), fourth in opponent completion percentage (59.5) and sixth in points allowed per game (19.8). The 2016 defense ranked number one in the NFL, for the first time in franchise history, in yards allowed (301.3).

In 2017, his first year as a defensive coordinator, the Texans finished the campaign with 19 players on injured reserve. Despite the injuries, Vrabel led the defense to the fifth-best third-down percentage in the NFL and a franchise-record 3.97 yards per carry by opponents. Houston also had 18 different players record at least half a sack and 26 players tally at least one tackle for loss.

Vrabel spent his career playing and coaching with accomplished leaders, including **Bill Belichick**, **Bill Cowher**, **Romeo Crennel**, **Urban Meyer**, **Bill O'Brien** and **Todd Haley**.

As the Texans linebackers coach from 2014-16, Vrabel developed several players into top-notch performers, including **Jadeveon Clowney** (Pro Bowl, 2016), **Whitney Mercilus**, **Benardrick McKinney** (second-team All-Pro, 2016) and **Brian Cushing**. The 2015 Texans defense had the top third-down defense in the NFL (28.5 percent), which was the lowest percentage in franchise history and the lowest by any NFL team since the 2003 Titans (27.7 percent). The 2015 defense also set a franchise mark for sacks in a season with 45 - 22.5 coming from Vrabel's linebacking corps.

Prior to joining the NFL coaching ranks, Vrabel transitioned immediately from an NFL player to college coach. He started as the linebacker coach at Ohio State in 2011 and coached the defensive line from 2012–2013. The 2012 Buckeyes finished the season undefeated at 12-0. He also was named Big Ten Recruiter of the Year by ESPN.com in 2012.

Vrabel was selected by the Pittsburgh Steelers in the third round (91st overall) of the 1997 NFL Draft, after his playing career at Ohio State, where he earned All-America honors and Big Ten Conference Defensive Lineman of the Year in both 1995 and 1996.

A native of Akron, Ohio, Vrabel attended Walsh Jesuit High School. He and his wife, Jennifer, have two sons: Tyler and Carter.

MOST WINS IN FRANCHISE HISTORY

In 2022, **Mike Vrabel** passed **Jack Pardee** for the third-highest win total in franchise history among head coaches. He trails only **Jeff Fisher** (147) and **Bum Phillips** (59).

Vrabel is also the sixth head coach in Oilers/Titans history to coach at least three playoff teams. The others are Fisher (six), Pardee (four), Phillips (three), **Jerry Glanville** (three) and **Wally Lemm** (three).

Franchise leaders in career wins among head coaches (including playoffs):

| Head Coach | Years | Won | Lost | Tied | Pct. | Playoff Seasons |
|------------------------|----------------|-----------|-----------|----------|-------------|-----------------|
| 1. Jeff Fisher | 1994-2010 | 147 | 126 | 0 | .538 | 6 |
| 2. O.A. "Bum" Phillips | 1975-80 | 59 | 38 | 0 | .608 | 3 |
| 3. Mike Vrabel | 2018-23 | 54 | 44 | 0 | .551 | 3 |
| 4. Jack Pardee | 1990-94 | 44 | 35 | 0 | .556 | 4 |
| 5. Wally Lemm | 1961, 1966-70 | 38 | 40 | 4 | .487 | 3 |
| 6. Jerry Glanville | 1985-89 | 35 | 35 | 0 | .500 | 3 |
| 7. Mike Munchak | 2011-13 | 22 | 26 | 0 | .458 | 0 |
| 8. Mike Mularkey | 2015-17 | 21 | 22 | 0 | .488 | 1 |
| 9. Frank "Pop" Ivy | 1962-63 | 17 | 12 | 0 | .586 | 1 |
| 10. Lou Rymkus | 1960-61 | 12 | 7 | 1 | .625 | 1 |

Records include postseason

HEAD COACH CLASS OF 2018

When **Mike Vrabel** was hired in 2018, he joined six other head coaches who joined (or rejoined) their respective clubs in the same offseason: **Jon Gruden** (Oakland/Las Vegas Raiders), **Matt Nagy** (Chicago Bears), **Matt Patricia** (Detroit Lions), **Frank Reich** (Indianapolis Colts), **Pat Shurmur** (New York Giants) and **Steve Wilks** (Arizona Cardinals). Of those seven coaches, Vrabel was the only one still with his team at the conclusion of 2022 and had the most wins of the group. Vrabel's three playoff appearances also was the highest number among the coaches.

Most total wins from 2018 to 2022 by head coaches hired during the 2018 offseason (through 2022):

| Coch | Team | Wins | Losses | Ties | Pct. | Playoff Appearances |
|-----------------------|------------------|-----------|-----------|----------|-------------|---------------------|
| 1. Mike Vrabel | Tennessee | 50 | 37 | 0 | .575 | 3 |
| 2. Frank Reich | Indianapolis | 38 | 30 | 0 | .559 | 2 |
| 3. Matt Nagy | Chicago | 34 | 33 | 0 | .507 | 2 |
| 4. Jon Gruden | Las Vegas | 22 | 31 | 0 | .415 | 0 |
| 5. Matt Patricia | Detroit | 13 | 29 | 1 | .314 | 0 |
| 6. Pat Shurmur | N.Y. Giants | 9 | 23 | 0 | .281 | 0 |
| 7. Steve Wilks | Arizona | 3 | 13 | 0 | .188 | 0 |

MOST WINS IN FIRST FIVE SEASONS

Mike Vrabel won 50 games in his first five seasons after joining the Titans as head coach in 2018. In doing so, he surpassed **Bum Phillips** for the most total wins by a head coach in his first five seasons with the organization. In Philips' first five seasons as head coach from 1975 through 1979, the Oilers were 48-32, including playoffs.

Most total wins in Titans/Oilers history in a head coach's first five seasons, including playoffs*:

| Coch | Seasons | Playoff Berths | W | L | T | Pct |
|------------------------|------------------|----------------|-----------|-----------|----------|-------------|
| 1. Mike Vrabel | 2018-2022 | 3 | 50 | 37 | 0 | .575 |
| 2. O.A. "Bum" Phillips | 1975-1979 | 2 | 48 | 32 | 0 | .600 |
| 3. Jeff Fisher | 1995-1999* | 1 | 47 | 37 | 0 | .560 |
| 4. Jack Pardee | 1990-1994* | 4 | 44 | 35 | 0 | .557 |
| 5. Jerry Glanville | 1986-1989* | 3 | 35 | 33 | 0 | .515 |
| 6. Wally Lemm | 1966-1970* | 2 | 28 | 40 | 4 | .417 |
| 7. Mike Munchak | 2011-2013 | 0 | 22 | 26 | 0 | .458 |
| 8. Mike Mularkey | 2016-2017* | 1 | 19 | 15 | 0 | .559 |
| 9. Frank "Pop" Ivy | 1962-1963 | 1 | 17 | 12 | 0 | .586 |
| 10. Lou Rymkus | 1960-1961 | 1 | 12 | 7 | 1 | .625 |

* Does not include interim seasons

Note: Glanville, Munchak, Mularkey, Ivy and Rymkus coached fewer than five seasons

TITANS/OILERS HEAD COACH HISTORY

| Head Coach | Years | Won | Lost | Tied | Pct. |
|---------------------|----------------|-----------|-----------|----------|-------------|
| Mike Vrabel | 2018-23 | 54 | 44 | 0 | .551 |
| Mike Mularkey | 2015-17 | 21 | 22 | 0 | .488 |
| Ken Whisenhunt | 2014-15 | 3 | 20 | 0 | .130 |
| Mike Munchak | 2011-13 | 22 | 26 | 0 | .458 |
| Jeff Fisher | 1994-2010 | 147 | 126 | 0 | .538 |
| Jack Pardee | 1990-94 | 44 | 35 | 0 | .556 |
| Jerry Glanville | 1985-89 | 35 | 35 | 0 | .500 |
| Hugh Campbell | 1984-85 | 8 | 22 | 0 | .266 |
| Chuck Studley | 1983 | 2 | 8 | 0 | .200 |
| Ed Biles | 1981-83 | 8 | 23 | 0 | .258 |
| O.A. "Bum" Phillips | 1975-80 | 59 | 38 | 0 | .608 |
| Sid Gillman | 1973-74 | 8 | 15 | 0 | .347 |
| Bill Peterson | 1972-73 | 1 | 18 | 0 | .052 |
| Ed Hughes | 1971 | 4 | 9 | 1 | .321 |
| Wally Lemm | 1961, 1966-70 | 38 | 40 | 4 | .487 |
| Hugh "Bones" Taylor | 1965 | 4 | 10 | 0 | .285 |
| Sammy Baugh | 1964 | 4 | 10 | 0 | .285 |
| Frank "Pop" Ivy | 1962-63 | 17 | 12 | 0 | .586 |
| Lou Rymkus | 1960-61 | 12 | 7 | 1 | .625 |

Records include postseason

VRABEL'S RECORD VS. THE NFL

Mike Vrabel's record by opponent since becoming Titans head coach in 2018:

| Opponent | Regular Season | | | Playoffs | |
|---------------|----------------|---|---|----------|---|
| | W | L | T | W | L |
| Arizona | 0 | 1 | 0 | | |
| Atlanta | 2 | 0 | 0 | | |
| Baltimore | 1 | 2 | 0 | 1 | 1 |
| Buffalo | 2 | 3 | 0 | | |
| Carolina | 1 | 1 | 0 | | |
| Chicago | 1 | 0 | 0 | | |
| Cincinnati | 1 | 2 | 0 | 0 | 1 |
| Cleveland | 1 | 2 | 0 | | |
| Dallas | 1 | 1 | 0 | | |
| Denver | 2 | 1 | 0 | | |
| Detroit | 1 | 0 | 0 | | |
| Green Bay | 1 | 1 | 0 | | |
| Houston | 6 | 4 | 0 | | |
| Indianapolis | 6 | 5 | 0 | | |
| Jacksonville | 7 | 4 | 0 | | |
| Kansas City | 2 | 1 | 0 | 0 | 1 |
| L.A. Chargers | 2 | 2 | 0 | | |
| L.A. Rams | 1 | 0 | 0 | | |
| Las Vegas | 2 | 0 | 0 | | |
| Miami | 1 | 1 | 0 | | |
| Minnesota | 1 | 0 | 0 | | |
| N.Y. Giants | 1 | 1 | 0 | | |
| N.Y. Jets | 1 | 1 | 0 | | |
| New England | 1 | 1 | 0 | 1 | 0 |
| New Orleans | 1 | 2 | 0 | | |
| Philadelphia | 1 | 1 | 0 | | |
| Pittsburgh | 0 | 3 | 0 | | |
| San Francisco | 1 | 0 | 0 | | |
| Seattle | 1 | 0 | 0 | | |
| Tampa Bay | 1 | 1 | 0 | | |
| Washington | 2 | 0 | 0 | | |



TITANS 2023 ASSISTANT COACHES

SHANE BOWEN DEFENSIVE COORDINATOR

[Click For Complete Online Bio](#)


- Bowen was promoted to defensive coordinator in 2021 after spending his first three seasons with the Titans as outside linebackers coach.
- In 2022, the Titans led the NFL in rushing defense for the first time since 2003, surrendering a league-best average of 76.9 yards per contest for the second-best finish in franchise history (73.4 in 1960). The Titans also ranked third in third-down defense in 2022, allowing a conversion rate of 34.2 percent (77 of 225). The 28 total starters used on defense was the second-highest total in the NFL, and the 40 total players used on defense led the league.
- In 2021, the Titans ranked second in rushing defense (84.6), 12th in total defense (329.8 per game), sixth on third down (36.7 percent) and sixth in scoring defense (20.8 points per game). They tied for ninth in sacks (43), while outside linebacker Harold Landry III (12 sacks) and defensive linemen Denico Autry (nine sacks) and Jeffery Simmons (8.5) made the Titans the only NFL team in 2021 to have three players with at least eight sacks. Landry, Simmons and safety Kevin Byard were all named to the Pro Bowl, with Byard adding first-team All-Pro honors.
- In 2020, he added defensive play-caller to his responsibilities as outside linebackers coach. The Titans defense ranked seventh in the NFL with 23 takeaways, which tied for the most by a Titans defense since 2013 (25). The Titans also tallied 15 interceptions, which ranked seventh in the NFL and the most by the Titans since 2012 (19).
- Bowen joined the Titans in 2018 after spending two seasons (2016-17) as a defensive assistant for the Houston Texans. He arrived with nine years of coaching experience.
- In 2016, Bowen was part of a Texans staff that produced the NFL's number one defense (yards allowed) for the first time in franchise history. In 2017, the defense ranked fifth in third-down defense and set a franchise record for yards per carry by opponents (3.97).
- He also served at Kennesaw State as linebackers coach (2013-15), at Ohio State as a defensive graduate assistant (2012). He began his coaching career as an assistant at Georgia Tech (2009-11).
- A native of Pickerington, Ohio, Bowen was a three-year letter winner at Georgia Tech as an outside linebacker.



CRAIG AUKERMAN ASSISTANT HEAD COACH/SPECIAL TEAMS COORDINATOR

[Click For Complete Online Bio](#)

- Aukerman was promoted to special teams coach in 2018. He joined the Titans in January 2017 as the assistant special teams coach.
- In 2022, Aukerman helped rookie punter Ryan Stonehouse lead the league and set a new NFL record with a 53.1-yard gross punting average. Stonehouse also finished fourth in the NFL and set a rookie record with a 44.0-yard net average. Kicker Randy Bullock made 17 of 20 field goals (85.0 percent) and made all 28 extra point attempts. Additionally, long snapper Morgan Cox was named to the Pro Bowl.
- In 2021, kicker Bullock finished ninth in franchise history with 120 points in a single season, while Brett Kern had the league's third-best ratio of punts inside the 20 to touchbacks (18:1). Chester Rogers ranked fifth in the NFL with a 9.8-yard punt return average, the best by a Titans player since 2012 (13.2 by Darius Reynaud). The kickoff coverage unit ranked eighth in the league (20.3-yard average).
- In 2020, Kern's 59.5 percent (22 of 37) of punts placed inside the 20 was the best of any player with at least 30 punts in a season since 1991.
- In 2019, the Titans finished fourth in the NFL in net punting and tied for the NFL lead with four total blocked kicks. Kern was named to his third consecutive Pro Bowl.
- The 2018 Titans set the NFL kickoff return average record (32.0).
- Prior to his arrival in Tennessee, he gained 17 years of coaching experience, including 10 seasons on the college level and seven years in the NFL.
- He spent four seasons (2013-16) with the San Diego Chargers working with their special teams, first as an assistant special teams coach (2013-15) and then as the special teams coordinator (2016).
- He also spent time in the NFL on the coaching staffs with the Jacksonville Jaguars (2011-12) and Denver Broncos (2010).
- In the college ranks, he coached at Findlay (2000), Miami (Ohio) (2001-02, 2005-08), Western Kentucky (2003-04), and Kent State (2009).
- Aukerman was a two-time NAIA All-American at the University of Findlay (Ohio), where he played defensive back and wide receiver from 1995-98.



TIM KELLY OFFENSIVE COORDINATOR

[Click For Complete Online Bio](#)


- Kelly was promoted to offensive coordinator in 2023 after initially joining the Titans in 2022 as passing game coordinator. Prior to joining the Titans, he spent three seasons as the offensive coordinator for the Houston Texans.
- Kelly arrived in Tennessee with eight years of NFL experience, all with the Texans. He initially joined the Texans as an offensive quality control coach in 2014 and then was named offensive quality control/assistant offensive line coach in 2016. He was promoted to tight ends coach in 2017 and then elevated to offensive coordinator in 2019.
- In 2021, he guided quarterback Davis Mills to the second-best passer rating (88.8) among all rookie quarterbacks.
- In 2020, he directed an offense that ranked fourth in passing yards and 13th overall. Quarterback Deshaun Watson led the NFL with a career-best 4,823 passing yards, while also setting career marks in passing touchdowns (33), passer rating (112.7) and lowest interception total (seven).
- In 2019, his first season as offensive coordinator, Kelly's offense featured a 3,500-yard passer (Watson), a 1,000-yard receiver (DeAndre Hopkins) and a 1,000-yard rusher (Carlos Hyde).
- Kelly also has six years of college coaching experience with stops at Penn State (2012-13), Ball State (2011), Minnesota State-Moorhead (2010) and Illinois Wesleyan (2008-09).
- As a college player, Kelly played 48 games at defensive tackle and served as a team captain for Eastern Illinois.



BRIAN BELL ASSISTANT DIRECTOR OF SPORTS PERFORMANCE

[Click For Complete Online Bio](#)

- Bell joined the Titans in 2018 after spending three seasons with the Houston Texans as assistant strength and conditioning coach. He was a member of back-to-back AFC South Division Championships in his first two campaigns in Houston.
- Bell was an assistant strength and conditioning coach at Penn State from 2012-13 and the head football strength and conditioning coach at his high school alma mater, DeMatha Catholic, in Hyattsville, Md., from 2011-12.
- Bell was a tight end and fullback at Kent State from 2002-06. In 2007, Bell signed with the Washington Commanders as an undrafted free agent and served on the team's practice squad.



SCOTT BOOKER SAFETIES

[Click For Complete Online Bio](#)

- Booker joined the Titans in 2018 after spending 15 seasons in the college coaching ranks. After two seasons as a defensive assistant, he was promoted to safeties coach in 2020.
- In 2022, Booker helped Kevin Byard lead the Titans with four interceptions and 106 tackles. It was Byard's second consecutive season in which he led the squad in interceptions, and it was his third straight campaign (2020-22) leading the defense in tackles—all under Booker's tutelage. Safety Andrew Adams, who did not join the team until Week 3, recorded 11 starts, registered a career-high 60 tackles, and added an interception for a touchdown.



TITANS 2023 ASSISTANT COACHES

- In 2021, Booker helped Byard earn first-team All-Pro and Pro Bowl honors. Byard became the franchise's first player to lead the team in tackles (88) and interceptions (five) in the same season since the team began tracking individual tackle statistics in 1974. Byard's 13 passes defended led all NFL safeties. Meanwhile, Amani Hooker was a full-time starter for the first time in his career and totaled a career-best 62 tackles.
- In 2020, the Titans defense ranked seventh in the NFL with 15 interceptions, which was most by the Titans since 2012. Byard led the defense and set a career high with 111 tackles.
- He spent the 2017 season as the safeties coach/special teams coordinator at Nebraska.
- Previously, Booker spent seven years (2010-16) at Notre Dame, as a tight ends/special teams coordinator (2012-16) and offensive intern (2010-11). He coached the secondary at Western Kentucky for one season (2009).
- Booker began his coaching career at his alma mater Kent State as a graduate assistant (2003-04) and secondary coach (2005-08).
- The Pittsburgh, Pa., native played collegiately at Kent State.

KYLAN BUTLER OFFENSIVE ASSISTANT

[Click For Complete Online Bio](#)

- Butler joined the Titans for 2021 as part of the The NFL Bill Walsh Diversity Coaching Fellowship after seven years coaching at the collegiate level.
- Before arriving in Tennessee, he spent two seasons coaching wide receivers at Morehead State University. He also served as co-special teams coordinator in 2019 and was promoted to associate head coach for 2020-21. After the fall 2020 season was postponed due to the COVID-19 pandemic, Butler helped coach the team in its games during the spring of 2021.
- He spent two years at Glenville (W.Va.) State College, first as running backs coach in 2017 and then as offensive coordinator/wide receivers coach in 2018.
- Butler began his coaching career in 2014 at his alma mater, the University of Arizona, and spent three total seasons as an offensive graduate assistant.
- A native of Antioch, Calif., he appeared in 35 career games as a running back and on special teams for the Arizona Wildcats.



RYAN CROW OUTSIDE LINEBACKERS

[Click For Complete Online Bio](#)

- Crow was promoted to outside linebackers coach in 2021 after initially joining the Titans in 2018. He arrived with seven previous seasons of coaching experience in the college ranks.
- In 2022, Crow worked with versatile defender Denico Autry, who led the defense with eight sacks and a career-high 45 quarterback pressures despite being limited to 12 games. Autry, Rashad Weaver (5.5) and Bud Dupree (four) combined for 17.5 of the defense's 39 sacks.
- In 2021, Titans outside linebackers accounted for 19 total sacks, including 12 sacks by Harold Landry III, who led the team, set a career high and ranked 10th in the NFL. Landry was named to his first career Pro Bowl.
- After serving as a defensive assistant for his first two seasons with the Titans, his title was changed to assistant special teams coach in 2020.
- Crow served as a graduate assistant at Ohio State (2017) and worked primarily with linebackers.
- Crow spent three seasons at Baldwin Wallace University as offensive coordinator/offensive line coach (2015-16) and offensive line coach (2014). He also spent three seasons at Purdue as a graduate assistant working with the offensive line (2012-13) and one season as assistant strength coach (2011).
- A native of Findlay, Ohio, Crow played linebacker at Bowling Green and earned a scholarship after initially walking on.



TONY DEWS TIGHT ENDS

[Click For Complete Online Bio](#)


- Dewes joined the Titans in 2018 with 20 previous years of coaching in the college ranks. He spent his first five years with the club as running backs coach before moving to tight ends coach in 2023.
- With Dewes as his position coach from 2018 to 2022, Derrick Henry led the NFL with 7,101 rushing yards and 55 rushing touchdowns. During that time, Henry led the NFL in rushing two times (2019 and 2020) and was selected to three Pro Bowls.
- In 2022, Henry was named to the Pro Bowl after finishing the season with 1,538 yards and 13 touchdowns. He finished second in the NFL in rushing yards behind Las Vegas Raiders tailback Josh Jacobs (1,653). With a career-high 398 receiving yards, Henry's 1,936 scrimmage yards ranked fifth in franchise history and was the second-best number of his career (2,141 in 2020).
- In 2021, the Titans were fifth in rushing offense, averaging 141.4 rushing yards per game. Henry ranked ninth in the NFL with 937 rushing yards despite missing nine games. With Henry out, D'Onta Foreman (566 rushing yards) and Dontrell Hilliard (350) each set career highs in rushing yards.
- In 2020, the Titans had the NFL's second-ranked rushing offense (168.1 yards per game). Henry led the NFL in rushing for the second consecutive season and produced the eighth 2,000-yard rushing season in league history. Henry's 2,027 rushing yards ranked fifth in NFL history.
- In 2019, the Titans finished third in the NFL in rushing offense with Henry leading the league with 1,540 rushing yards.
- In 2018, the Titans finished with the NFL's seventh-ranked rushing offense, as Henry ranked second in the AFC with 1,059 rushing yards.
- Prior to his arrival in Tennessee, Dewes coached running backs at West Virginia in 2017.
- Dewes had stints coaching wide receivers at Arizona (2012-16), tight ends at Pittsburgh (2011), wide receivers at Michigan (2008-10), wide receivers at West Virginia (2007), linebackers at UNLV (2006), special teams (2005) and tackles/tight ends (2004) at Central Michigan, defensive line at Holy Cross (2002), offensive line at California (Pa.) and defensive line at Millersville (1998). He was a graduate assistant at West Virginia from 1999-2001.
- A native of Clifton, Va., Dewes played tight end at Liberty University, where he was the team's leading receiver in both of his final two seasons.



JUSTIN HAMILTON DEFENSIVE QUALITY CONTROL

[Click For Complete Online Bio](#)

- Hamilton joined the Titans in 2023 after 11 seasons coaching in the college ranks.
- He was the defensive coordinator at Virginia Tech from 2020 to 2021. He initially joined the Hokies in 2018 as director of player development-defense and was then promoted to safeties coach in 2019.
- Prior to his time in Blacksburg, he coached four seasons at VMI, first as outside linebackers/co-special teams coach (2014-16) and one season (2017) as inside linebackers/co-special teams coach. He started his coaching career at Virginia-Wise for three seasons (2011-13).
- Hamilton played 12 games in the NFL with Cleveland (10 games in 2006) and Washington (two games in 2008), after being a seventh-round selection by the Browns in the 2006 NFL Draft.
- As a college player at Virginia Tech (2002-05), Hamilton played in 52 career games as a defensive back, running back and wide receiver.




TITANS 2023 ASSISTANT COACHES

CHRIS HARRIS

DEFENSIVE PASS GAME COORDINATOR/ CORNERBACKS

[Click For Complete Online Bio](#)

- Harris was hired in 2023 as defensive pass game coordinator/cornerbacks coach.
- He arrived in Tennessee with nine previous seasons in the NFL as a coach in addition to eight NFL seasons as a player.
- From 2020 to 2022, he was the defensive backs coach for the Washington Commanders.
- From 2020-22, the Commanders defense ranked eighth in the NFL in passing yards allowed (213.1 yards per game) and fourth in total yards allowed (323.4 yards per game).
- The Commanders ended the 2022 season in the top 10 in a number of categories, including total defense (third), passing yards allowed (fourth), points allowed (seventh), third-down defense (first) and red-zone defense (eighth).
- Prior to his time in Washington, Harris spent four seasons (2016-19) with the Los Angeles Chargers as assistant defensive backs coach.
- He began his coaching career as a defensive quality control coach for the Chicago Bears from 2013 to 2014.
- Harris played eight seasons at safety with Chicago (2005-06, 2010-11), Carolina (2007-08), Detroit (2011) and Jacksonville (2012). He earned Associated Press second-team All-Pro honors in 2010 with the Bears. His career totals included 16 interceptions in 101 games (88 starts).
- Harris was selected by the Bears in the sixth round of the 2005 NFL Draft following his collegiate playing career at Louisiana-Monroe.




JASON HOUGHTALING

OFFENSIVE LINE

[Click For Complete Online Bio](#)

- Houghtaling (pronounced "HO-tail-ing") was promoted to offensive line coach in 2023. He initially joined the Titans in 2021 as offensive line assistant.
- In 2022, the Titans used six different starting offensive line combinations. Three members of the line recorded career highs in starts: Aaron Brewer (17), Dennis Daley (15) and rookie Nicholas Petit-Frere (16). Petit-Frere became the fourth offensive lineman in the franchise's "Titans era" (1999-present) to start at least 16 games as a rookie, and center Ben Jones was named to his first Pro Bowl. The line helped Derrick Henry finish second in the NFL with 1,538 rushing yards.
- In 2021, injuries forced the Titans to use seven different starting offensive line combinations, including five different starters at left tackle. However, the offense managed to finish fifth in rushing, averaging 141.4 rushing yards per game. Left guard Rodger Saffold III was named to his first career Pro Bowl.
- Prior to arriving in Tennessee, he spent 2020 as the offensive line coach at Colgate.
- Houghtaling spent 12 total seasons over three stints at Wagner College (2006-09, 2011-12, 2014-19), including serving as head coach for the Seahawks from 2015 to 2019.
- He also served as head coach at Hudson Valley Community College in 2010 and as the offensive coordinator at Cornell in 2013.
- A native of Windsor, N.Y., he attended Lafayette College and played defensive line before injuries ended his career. He graduated from the University of Binghamton.




MATT JONES

OFFENSIVE LINE ASSISTANT

[Click For Complete Online Bio](#)

- Jones joined the Titans in 2023 after spending four seasons (2019-22) at the University of Tennessee-Martin, as the team's run game coordinator and tight end/offensive tackle coach.
- He helped the UT-Martin Skyhawks to back-to-back Ohio Valley Conference titles in 2021 and 2022.
- Prior to joining UT-Martin, Jones had stops as an offensive line coach at Texas Southern (2017-18), Jackson State (2016), Tulane (2014-15), Villanova (tight ends, 2013), Avila University (2011-12) and the University of Saint Francis (Illinois) (2009-10).
- A native of Chicago, Ill., Jones attended Eastern Illinois University.



BOBBY KING

INSIDE LINEBACKERS

[Click For Complete Online Bio](#)

- King joined the Titans in 2022 after spending the previous five seasons with the Houston Texans.
- In 2022, five different players started multiple games at inside linebacker: Zach Cunningham, David Long Jr., Dylan Cole, Monty Rice and Jack Gibbens. Long set career highs with 12 starts and 86 tackles, while Cole established career bests with eight starts and 51 tackles. The unit helped the Titans finish first in the NFL in rushing defense (76.9 opponent rushing yards per game).
- King arrived in Tennessee with 12 years of NFL coaching experience, including eight total seasons with the Houston Texans (2017-21, 2011-13). He coached the defensive line in 2021 after leading the inside linebackers from 2017 to 2020.
- In 2020, linebacker Zach Cunningham led the NFL with a career-high 163 tackles on the season.
- In 2018, linebacker Benardrick McKinney earned Pro Bowl honors after posting 105 stops, seven passes defensed, five tackles for loss, 1.5 sacks, a forced fumble and an interception. The Texans 2018 defense led the league in opponent average rushing yards per carry (3.44) and ranked third in rushing yards allowed (1,323).
- Before returning to the Texans in 2017, King spent three seasons (2014-16) with the San Diego Chargers as assistant linebackers coach. His first stint in Houston was as assistant linebackers coach (2012-13) and defensive assistant (2011). He entered the NFL as defensive quality control/assistant linebackers coach for Dallas in 2010.
- King spent seven seasons in the college game with stops at West Texas A&M (2008-09, 2005), Baylor (2006-07) and his alma mater, Texas-El Paso (2002-03), where he previously was a two-year starter on the defensive line.




ZAK KUHR

INSIDE LINEBACKERS ASSISTANT

[Click For Complete Online Bio](#)

- Kuhr joined the Titans in 2020 after a season as offensive analyst at the University of Texas in 2019.
- In 2022, five different players started multiple games at inside linebacker: Zach Cunningham, David Long Jr., Dylan Cole, Monty Rice and Jack Gibbens. Long set career highs with 12 starts and 86 tackles, while Cole established career bests with eight starts and 51 tackles. The unit helped the Titans finish first in the NFL in rushing defense (76.9 opponent rushing yards per game).
- In 2021, the rotation at inside linebacker included Rashaan Evans, Jayon Brown, David Long Jr. and Zach Cunningham. The quartet accounted for 212 total tackles and five interceptions, including Long's career highs of 75 tackles and two interceptions.
- He spent two seasons at Texas State. In addition to coaching running backs for the Bobcats from 2017-18, he was the co-offensive coordinator in 2017 and the offensive coordinator/assistant head coach in 2018.
- He coached running backs at Rutgers in 2016.



TITANS 2023 ASSISTANT COACHES

- Following the 2013 season as a graduate assistant at Old Dominion, he spent two years at James Madison, where he coached running backs in 2014 and added co-offensive coordinator to his title in 2015.
- He interned under Urban Meyer at Ohio State from 2011 to 2012 after a two-year stint as a special teams coordinator at Edward Waters College.
- A native of Jacksonville, Fla., he attended the University of Florida.

ANTHONY LEVINE SPECIAL TEAMS ASSISTANT

[Click For Complete Online Bio](#)

- Levine joined the Titans in 2023 after spending the 2022 campaign working in coaching and scouting for the Baltimore Ravens.
- He spent 10 years playing for the Ravens (2012-21), gaining notoriety as one of the league's top performers on special teams.
- He originally entered the NFL in 2010 as an undrafted rookie with the Green Bay Packers and spent two campaigns on Green Bay's practice squad.
- During his playing career, he appeared in 146 games and recorded 62 special teams stops, one forced fumble and one fumble recovery. As a defensive back/linebacker, he additionally tallied five starts, 149 tackles and two interceptions.
- In Baltimore, he earned the nickname "Co-Cap" for his status as special teams captain.
- A native of Abbeville, La., Levine was a defensive back for four seasons at Tennessee State University (2006-09).



LORI LOCUST DEFENSIVE QUALITY CONTROL

[Click For Complete Online Bio](#)

- Locust joined the Titans in 2023 after four seasons (2019-22) as the assistant defensive line coach for the Tampa Bay Buccaneers.
- During her four-year tenure in Tampa Bay, the Buccaneers led the NFL in rushing defense, allowing only 92.3 yards per game. Additionally, the team ranked fifth in sacks (187), third in tackles for loss (348), first in quarterback hits (452) and fifth in takeaways (102). Nose tackle Vita Vea earned his first Pro Bowl selection (2021), while totaling 15 sacks between 2019 and 2022, a total that led all nose tackles. Locust joined fellow Buccaneers assistant Maral Javadifar in becoming the first woman on an NFL coaching staff to win a Super Bowl (LV).
- Prior to joining Tampa Bay, Locust served as the assistant defensive line coach for the Birmingham Iron of the Alliance of American Football and served as a coaching intern with the Baltimore Ravens during their 2018 training camp.
- Locust also spent time coaching with the Lehigh Valley Steelhawks (National Arena League), Central Penn Capitals (NAL), the York Capitals (American Indoor Football), the Central Penn Piranha (semi-professional) and her high school alma mater, Susquehanna Township (Harrisburg, Pa.) High School.
- She attended Temple University and also played football (2004-08) for the Central Penn Vipers in the Independent Women's Football League.



CHARLES LONDON PASS GAME COORDINATOR/ QUARTERBACKS

[Click For Complete Online Bio](#)

- London re-joined the Titans in 2023 after spending the 2021 and 2022 seasons with the Atlanta Falcons as quarterbacks coach. He previously served on the Titans staff in 2011.
- In 2022, he worked with Falcons rookie quarterback Desmond Ridder, who started the final four games of the season and posted a quarterback rating of 86.4 with each game seeing a higher rating than the previous game. As an offense, the Falcons ranked 10th on third down and 14th in the red zone.
- Prior to joining the Falcons, London spent three seasons (2018-20) with the Chicago Bears as running backs coach. During his time with



- the Bears, he worked with a trio of running backs who reached 1,000 scrimmage yards in at least one season – Jordan Howard (2018), Tarik Cohen (2018) and David Montgomery (2019 and 2020). Cohen and Montgomery posted career-high rushing totals under his tutelage.
- London spent four seasons with the Houston Texans (2014-17) as running backs coach after two seasons at Penn State (2012-13) as running backs coach/recruiting coordinator.
- He entered the coaching profession as a graduate assistant (2004-05) and then running backs coach (2006) at his alma mater, Duke, followed by a stint as offensive quality control coach in Chicago (2007-09), a season as a pro scout in Philadelphia (2010) and one season with the Titans as offensive assistant/quality control coach (2011).

CLINTON McMILLAN DEFENSIVE LINE ASSISTANT

[Click For Complete Online Bio](#)

- McMillan initially joined the Titans in 2021 as part of the NFL's Bill Walsh Coaching Fellowship.
- Working with the defensive line in 2022, he helped the Titans finish first in the NFL in rushing defense (76.9 opponent rushing yards per game). Defensive tackle Jeffery Simmons was named to the Pro Bowl after posting 7.5 sacks, while nose tackle Teair Tart recorded a career-high 16 starts. Defensive end DeMarcus Walker established career highs in several categories, including 32 tackles and seven sacks.
- In 2021, McMillan primarily worked with the Titans outside linebackers. The group accounted for 19 total sacks, including 12 sacks by Harold Landry III, who led the team, set a career high and ranked 10th in the NFL. Landry was named to his first career Pro Bowl.
- McMillan was a senior analyst at Florida State from 2020 until joining the Titans in 2021.
- McMillan was defensive line coach at the University of Tennessee at Martin from 2017-19 and also held the titles of defensive run game coordinator and co-special teams coordinator in his time with the Skyhawks. He coached four all-conference performers during his tenure and in 2019 helped UTM lead the conference with 25 sacks.
- He began his coaching career at Sanford Seminole High School and Winter Park High School before stints at Weber State (2012-14), Marshall (2014-16) and Ohio Dominican (2017).
- McMillan played four years at defensive tackle for the University of Florida, appearing in 48 games and helping the Gators win the 2006 national championship.



ROB MOORE WIDE RECEIVERS

[Click For Complete Online Bio](#)

- Moore joined the Titans in 2018 with 16 years of NFL experience as a player and coach.
- In 2022, rookie wide receiver Treyton Burks ranked ninth among NFL rookies with 444 receiving yards on 33 catches. Nick Westbrook-Ikhine recorded a career-high 13 starts, while Robert Woods came back from a knee injury to lead the team with 53 catches and 527 yards in his first season in Tennessee.
- In 2021, A.J. Brown posted a team-best 63 receptions, 869 receiving yards and five touchdown catches, becoming the first player in franchise annals to begin his career with at least 50 receptions and five touchdown receptions in three consecutive seasons. Nick Westbrook-Ikhine set career highs with 38 receptions, 476 receiving yards and four touchdown catches, helping to make up for significant time lost in 2021 by the receiving corps due to injuries. Brown, Julio Jones, Marcus Johnson, Cameron Batson and Racey McMath all had at least one stint on injured reserve.
- In 2020, Brown was selected to the Pro Bowl in his second year after posting 70 receptions for 1,075 yards and 11 touchdowns. Corey Davis set career highs with 984 receiving yards and five touchdowns and tied his career high with 65 catches.
- In 2019, Brown led the 2019 NFL rookie class in receiving yards (1,051), tied for the rookie lead in touchdown receptions (eight), ranked fifth among rookies in receptions (52) and ranked second among all NFL players in receiving average (20.2).



TITANS 2023 ASSISTANT COACHES

- In 2018, Davis, led the offense in his second season with 65 receptions, 891 receiving yards and four touchdowns, seeing dramatic increases from his rookie campaign.
- Moore spent three seasons (2015-17) as the wide receivers coach for the Oakland Raiders and one year (2014) with the Buffalo Bills.
- During his three years in Oakland, he worked with Amari Cooper and Michael Crabtree, who totaled 435 receptions, 5,556 receiving yards and 43 touchdowns in that time.
- During his one year in Buffalo, he worked with Sammy Watkins, who set franchise records for a rookie with 65 receptions for 982 yards.
- Moore also spent time coaching at Syracuse (2010-13), Phoenix (Ariz.) Junior College (2009) and Montclair (N.J.) High School (2002-03).
- A native of Hempstead, N.Y., Moore had a 12-year NFL career playing for the New York Jets (1990-94) and Arizona Cardinals (1995-2001).

PAT O'HARA

PASSING GAME ANALYST

[Click For Complete Online Bio](#)

- O'Hara became the passing game analyst in 2023 after serving as quarterbacks coach from 2018 through 2022.
- He arrived in Tennessee in 2018 after spending three seasons (2015-17) with the Houston Texans as an offensive assistant who helped coach quarterbacks. He arrived in Tennessee with 19 previous seasons of coaching experience.
- During his time as Titans quarterbacks coach, O'Hara helped Ryan Tannehill become the franchise career leader in passer rating (100.5 through 2022) and completion percentage (66.9) and rank sixth in passing yards (12,831) and fifth in passing touchdowns (89). From the time of Tannehill's first start in a Titans uniform (Oct. 20, 2019) through the conclusion of 2022, Tannehill's 100.7 passer rating ranked fourth in the NFL behind only Aaron Rodgers (106.0), Patrick Mahomes (103.3) and Jimmy Garoppolo (100.8).
- In 2021, Tannehill placed third on the franchise's single-season passing charts in attempts (531), completions (357) and completion percentage (67.2), and he ranked fourth with 3,734 passing yards.
- In 2020, Tannehill ranked fifth in the NFL with a 106.5 passer rating, which was second in franchise history behind Tannehill's own 2019 record of 117.5. Tannehill produced top-five numbers on several other franchise single-season lists in 2020, including 40 total touchdowns (first), 3,819 passing yards (third), 33 touchdown passes (tied for second), 65.5 completion percentage (fourth) and 7.9 yards per attempt (tied for fifth).
- In 2019, Tannehill led the NFL in passer rating (117.5—fourth in NFL history) and passing average (9.6). Tannehill set franchise records in both categories in addition to the team's completion percentage benchmark (70.3).
- In 2018, quarterback Marcus Mariota set a then-franchise record with a 68.9 completion percentage. He also finished with a career-best average of 7.64 yards per attempt and a career-low eight interceptions.
- O'Hara spent 10 years coaching in the Arena Football League, including stints as a head coach for the Los Angeles Avengers (2009), Tri-Cities Fever (AF2, 2009), Orlando Predators (2010-11) and New Orleans Voo-Doo (2012-14).
- He was an offensive coordinator for the AFL's Tampa Bay Storm for three seasons (2005, 2007-08).
- A native of Santa Monica, Calif., O'Hara was a 10th round selection for the Tampa Bay Buccaneers in the 1991 NFL Draft.



JUSTIN OUTTEN

RUN GAME COORDINATOR/ RUNNING BACKS

[Click For Complete Online Bio](#)

- Outten (pronounced "OW-ten") joined the Titans coaching staff in 2023 after one season as the offensive coordinator for the Denver Broncos.
- Outten arrived in Tennessee with 17 years of coaching experience, including seven seasons in the NFL.
- In 2022, the Broncos tied for fifth place in the NFL in completions of 25-plus yards, trailing only Kansas City (49), Philadelphia (38), Miami (37)



and New England (36). Outten, who called plays for the Broncos in the last two games of the season, helped the offense post 471 total yards of offense in Week 18, which was the most by the team in a single game since Jan. 3, 2016.

- Outten coached tight ends with the Green Bay Packers from 2019 through 2021, during which time the unit collectively tallied 60-plus catches and 700-plus receiving yards in each of his three seasons. During his tenure in Green Bay, six different tight ends registered at least one touchdown reception, which tied for the second-most in the NFL during that span.
- In 2020, Outten coached tight end Robert Tonyan, who recorded 52 receptions for 586 yards (11.3 avg.). Tonyan totaled 11 touchdown receptions to set the single-season franchise mark for the position and tie All-Pro Travis Kelce for the league lead among tight ends.
- Outten joined the Atlanta Falcons in 2016 as an offensive intern and then as an offensive assistant in 2017 and 2018, helping to coach the offensive line.
- In addition to his time in the NFL, Outten spent eight seasons (2008-15) coaching at Westfield High School in Houston after beginning his coaching career at his alma mater, Syracuse University (2007).
- The Doylestown, Pa., native was a three-year letterwinner at Syracuse, and over his final two seasons as a player (2005-06), he appeared in all 23 games (22 starts) at center and was named team captain as a senior.

FRANK PIRAINO

DIRECTOR OF SPORTS PERFORMANCE

[Click For Complete Online Bio](#)

- Piraino joined the Titans in 2019 after serving as head strength and conditioning coach for football at Boston College, where he spent six total seasons (2013-18).
- Piraino joined head coach Steve Addazio at Boston College after spending two seasons (2011-12) as his head strength and conditioning coach at Temple and one year as the head strength and conditioning coach for football at Marshall (2010).
- He served on the strength and conditioning staff at the University of Florida for five years (2005-09), during a stretch when Florida won a pair of national championships (2006 and 2008) under head coach Urban Meyer.
- He also spent time at Notre Dame (2004), Michigan State (2003-04) and Walsh Jesuit (Cuyahoga Falls, Ohio) High School (2000-03), as well as an internship with the Cleveland Indians (2000-01).
- Piraino graduated from the University of Akron and later earned a master's degree from Michigan State.



TOM QUINN

SPECIAL TEAMS ASSISTANT

[Click For Complete Online Bio](#)

- Quinn joined the Titans in 2023 after one season on the staff at Army.
- He totaled 16 seasons (2006-21) on the staff at the New York Giants working with special teams. He first arrived in New York in 2006 as assistant special teams coach, and the following year he was elevated to special teams coordinator, a position he held for 11 years (2007-17) before spending his final four seasons with the Giants (2018-21) as assistant special teams coach.
- During his Giants tenure, he worked under four different head coaches, starting with Tom Coughlin and ending with Joe Judge, and he helped the team capture two Super Bowl titles.
- Before joining the NFL coaching ranks, he served 15 seasons in college coaching, including four seasons (2002-05) at Stanford coaching special teams. He also had stints at Davidson, James Madison, Boston University, Holy Cross and San Jose State.
- A native of Pasadena, Calif., he played linebacker at Arizona from 1986 to 1990.



TITANS 2023 ASSISTANT COACHES

TYLER ROUSE SPORTS PERFORMANCE ASSISTANT

[Click For Complete Online Bio](#)


- Rouse joined the Titans in 2022 as sports performance assistant after five seasons coaching in the collegiate ranks.
- In 2021, Rouse was on the staff at Colorado State University as assistant strength and conditioning coach. He spent the previous four seasons (2017-20) with the same title at his alma mater, Boston College.
- During a four-year playing career as a running back at Boston College, Rouse appeared in 48 games and rushed for 852 yards and 12 touchdowns on 199 attempts. A three-year starter, he added 22 receptions for 284 yards and a score and also returned 24 punts for 313 yards.
- The Baldwinsville, N.Y., native received his bachelor's degree from Boston College in 2017 and added a master's in sport administration in 2019.



LUKE STOCKER OFFENSIVE ASSISTANT

[Click For Complete Online Bio](#)

- Stocker joined the coaching staff in 2023 following 11 years in the NFL as a player.
- As a player, Stocker was signed by the Titans as a free agent during the 2017 campaign and stayed with the club through 2018, head coach Mike Vrabel's first season in Tennessee. He also returned for training camp in 2021. In 19 games with the Titans (13 starts), he totaled 16 receptions for 177 yards and two touchdowns, while serving in a key role as a blocker in the running game.
- A fourth-round pick by the Tampa Bay Buccaneers in the 2011 NFL Draft, Stocker spent six-plus seasons with the Buccaneers until joining the Titans. He later appeared in games for the Atlanta Falcons (2019-20) and Minnesota Vikings (2021). In 142 career games, he registered 91 starts and 85 receptions for 705 yards and five touchdowns. He also participated in two playoff games with the Titans in 2017.
- The Berea, Ky., native attended the University of Tennessee (2007-10), where he tied a then-school record with 52 career games played, totaling 85 receptions for 956 yards and eight touchdowns.



JOHN STREICHER DIRECTOR OF FOOTBALL ADMINISTRATION

[Click For Complete Online Bio](#)

- Streicher was promoted to director of football administration in 2023. He served as the coordinator of football development from 2020 to 2022 after beginning his tenure with the team as assistant to head coach Mike Vrabel from 2018 to 2019.
- Working closely with Vrabel, Streicher helped the Titans finish with four winning records and three postseason appearances in his first five seasons with the organization (2018-22). Vrabel finished the 2022 campaign ranked third in Titans/Oilers history among head coaches with 50 career wins, including postseason.
- Streicher joined the Titans in 2018 following two years (2016-17) as Texas State's director of football operations. There he managed the day-to-day operations of the program and oversaw recruiting under Bobcats head coach Everett Withers.
- From 2014-15, Streicher served on James Madison's football staff. He was promoted to the director of football operations and player personnel in 2015 after originally joining JMU as special assistant to the head coach.
- A native of Cincinnati, Ohio, Streicher went to James Madison after spending six seasons on the football staff at Ohio State.



MIKE SULLIVAN ASSISTANT OFFENSIVE LINE

[Click For Complete Online Bio](#)

- Sullivan joined the Titans in 2014 and has worked with the offensive line since that time.
- In 2022, Sullivan completed his ninth season with the team. The Titans used six starting offensive line combinations, while three members of the line recorded career highs in starts: Aaron Brewer (17), Dennis Daley (15) and Nicholas Petit-Frere (16). Petit-Frere became the fourth offensive lineman in the franchise's "Titans era" (1999-present) to start at least 16 games as a rookie, and center Ben Jones was named to his first Pro Bowl.
- In 2021, injuries forced the team to use seven starting offensive line combinations, including five different starters at left tackle. The offense still managed to finish fifth in rushing (141.4 rushing yards per game). Left guard Rodger Saffold III was named to his first career Pro Bowl.
- In 2020, the Titans ranked second in rushing (168.1 yards per game) and sixth in sacks allowed (25). Henry recorded the fifth-highest single-season rushing total in NFL history with an NFL-high 2,027 rushing yards.
- In 2019, the Titans finished third in the NFL in rushing offense with Henry leading the league in rushing yards (1,540). Rookie Nate Davis started 15 consecutive games (including playoffs) at right guard.
- He joined the Titans in 2014 after one season as offensive line coach for the Cleveland Browns (2013). He had two other stints with the Browns (2001-04 and 2007-08) and also spent four seasons (2009-12) as offensive line coach for the San Diego Chargers.
- He has three seasons of college experience, as offensive line coach for Western Michigan (2005-06) and as a graduate assistant for his alma mater, the University of Miami (Fla.) (2000). He began his coaching career in 1997, spending five seasons coaching in Europe.
- A native of Chicago, Ill., Sullivan played in 48 games for the Tampa Bay Buccaneers from 1992-95.



TERRELL WILLIAMS ASSISTANT HEAD COACH-DEFENSE/ DEFENSIVE LINE

[Click For Complete Online Bio](#)

- Williams was promoted to assistant head coach-defense/defensive line in 2023 after spending five seasons as defensive line coach.
- He initially joined the Titans in 2018 with 20 previous years of coaching experience, including six seasons in the NFL.
- In 2022, he helped the Titans lead the NFL in rushing defense, as the unit allowed only 76.9 opponent rushing yards per game—the second-lowest number in franchise history. Defensive tackle Jeffery Simmons was named to his second Pro Bowl after posting 7.5 sacks, while nose tackle Tear Tart recorded a career-high 16 starts. Defensive end DeMarcus Walker established career highs in several categories, including 32 tackles and seven sacks.
- In 2021, the Titans defensive line accounted for 22 total sacks, including nine sacks by Denico Autry, who tied his career high. Simmons was named to his first career Pro Bowl after setting career highs in several categories, including sacks (8.5).
- In 2020, Simmons became the first player in the franchise's "Titans era" (since 1999) to post at least three fumble recoveries, three sacks and five passes defended in the same season.
- In 2018 and 2019, Williams helped Jurrell Casey earn his fourth and fifth Pro Bowl berths.
- Williams spent three seasons coaching the defensive line with the Miami Dolphins (2015-17). During that time, Cameron Wake tallied 29 sacks, the eighth-highest total by a player, and Ndamukong Suh posted 15.5 sacks, the eighth-highest number of sacks among defensive tackles.
- Williams also spent three seasons coaching the defensive line with the Oakland Raiders (2012-14).
- Williams also spent time at Texas A&M (2010-11), Purdue (2006-09), Akron (2004-05), Youngstown State (2002-03), North Carolina A&T (1999-2001) and Fort Scott Community College (1998).
- A native of Los Angeles, Calif., Williams played collegiately at East Carolina as a nose tackle.



NISSAN STADIUM

In 2015, the Titans and Nissan North America announced the formation of an exclusive naming-rights partnership that rebranded Nashville's downtown stadium as Nissan Stadium.



Eight years later, on Nov. 17, 2023, the Titans and Nissan North America announced a new agreement: a 20-year, exclusive naming-rights partnership that brands the new Titans home venue as 'Nissan Stadium.'

Slated for completion in 2027, the new Nissan Stadium will host Titans home games, Tennessee State University football games, concerts, large-scale events and other community events.

"This partnership is a natural extension of our already longstanding friendship with Nissan," said Burke Nihill, Titans President and CEO. "Our mission at the Titans is to Win, Serve, and Entertain. We pride ourselves on collaborating with organizations who love this city and state as much as we do, and for the past 40 years, Nissan has invested more than \$10.5 billion statewide, serving as a great example of an outstanding corporate steward and community advocate. We look forward to the continued positive impact of this relationship for the Titans organization and the City of Nashville."

"Since 2015 our fans and organization have called our home 'Nissan Stadium,' and we are proud to continue that tradition in the new stadium as we deepen and expand our relationship with them," said Titans Chief Revenue Officer Adam Nuse. "The new stadium will host the world's largest events, as well as serve as a community hub for our local neighbors. We're excited to have a partner like Nissan embark on this journey with us as we look towards the future."

The partnership will feature dedicated areas in the new stadium for brand experiences and displays, innovative technology integration, and involvement in Titans broadcast platforms. Nissan also will support a to-be-determined program in the Titans' ONE Community philanthropic platform, which reaches Nashville's most underrepresented and marginalized communities with a focus on three areas – Opportunity, Neighborhoods and Education.

"Nissan Stadium is a centerpiece of the Nashville skyline and has become a household name in Middle Tennessee. It is important for Nissan to keep our name on the new stadium," said Jérémie Papin, chairperson, Nissan Americas. "As more people come to Nashville both to visit and to live in this wonderful city, Nissan Stadium is true showcase for our brand and for the career opportunities we've offered here for more than four decades. This partnership sends a strong message about the bright future for Nissan, the Titans, Nashville and the State of Tennessee."

Nissan's ever-growing footprint in Tennessee includes vehicle and powertrain manufacturing facilities in Smyrna and Decherd respectively, along with its North American headquarters in Franklin. Nissan is home to more than 11,000 employees across all three locations.

"Nissan has been a strong partner to middle Tennessee for four decades, and I'm thrilled that the Titans have united with a partner that invests in our community and its people," said Nashville Mayor Freddie O'Connell. "The familiarity and trust they've established with the Titans in the last eight years will undoubtedly be a great asset as we plan for the stadium's opening in 2027."

The new Nissan stadium will be built on the east side of the current stadium campus, along Nashville's East Bank. Features of the building include: a circular translucent roof; exterior porches with panoramic views of Nashville; improved sightlines for all spectators through a range of diverse



seating experiences; and a 12,000 square foot community space available for use year-round. A waitlist for those interested in purchasing PSLs or suites is now open at NewNissanStadium.com.

Titans/Oilers all-time regular-season record by home venue:

| Stadium | Seasons | W-L-T | Pct. |
|-----------------------------------|------------------|-----------------|-------------|
| Jeppesen Stadium | 1960-1964 | 25-11-0 | .694 |
| Rice Stadium | 1965-1967 | 11-10-0 | .524 |
| Astrodome | 1968-1996 | 113-103-2 | .523 |
| Liberty Bowl | 1997 | 6-2-0 | .750 |
| Dudley Field (Vanderbilt Stadium) | 1998 | 3-5-0 | .375 |
| Nissan Stadium | 1999-2023 | 114-83-0 | .579 |

NISSAN STADIUM RECORD WHEN ...

The Titans at Nissan Stadium (1999-present):

| | Games | Record | Pct. |
|-----------------|------------|---------------|-------------|
| Regular Season | 197 | 114-83 | .579 |
| Postseason | 6 | 2-4 | .333 |
| Combined | 203 | 116-87 | .571 |

| Record When ... | Reg. Season | Playoffs |
|---------------------------|-------------|----------|
| September | 23-17 | |
| October | 28-21 | |
| November | 26-19 | |
| December | 34-25 | |
| January | 3-1 | 2-4 |
| Thursday | 5-4 | |
| Friday | 0-1 | |
| Saturday | 2-2 | 2-2 |
| Sunday | 99-73 | 0-2 |
| Monday | 7-3 | |
| Tuesday | 1-0 | |
| Against own division | 44-34 | 0-1 |
| Against AFC | 82-64 | 2-4 |
| Against NFC | 32-19 | |
| Overtime games | 8-6 | 1-0 |
| In primetime | 14-12 | |
| Temperature 80+ | 8-6 | |
| Temperature <40 | 10-11 | 1-2 |
| Titans score 20 points | 94-34 | 2-0 |
| Titans score 30 points | 39-6 | 1-0 |
| Titans allow <20 points | 73-14 | 1-2 |
| Titans allow <10 points | 17-0 | |
| Titans net 300 yards | 84-50 | 1-3 |
| Opponents net <300 yards | 54-12 | 1-2 |
| Titans commit 0 turnovers | 39-12 | |
| Titans force 2 turnovers | 71-25 | |

WINNING AT HOME

Since the 2016 season, the Titans have been one of the NFL's most successful teams at home. From 2016 through 2023, their 40-22 record at home is the league's 10th-best mark.

Highest winning percentage in home games (regular season) since 2016:

| Team | Wins | Losses | Ties | Win Pct |
|-----------------------------|-----------|-----------|----------|-------------|
| 1. Kansas City Chiefs | 48 | 15 | 0 | .762 |
| 2. Green Bay Packers | 45 | 16 | 1 | .734 |
| 3. Dallas Cowboys | 44 | 18 | 0 | .710 |
| 4. Pittsburgh Steelers | 43 | 19 | 1 | .690 |
| 5. Baltimore Ravens | 43 | 20 | 0 | .683 |
| 6. Buffalo Bills | 43 | 21 | 0 | .672 |
| 7. Philadelphia Eagles | 41 | 20 | 1 | .669 |
| 8. Minnesota Vikings | 41 | 21 | 0 | .661 |
| Miami Dolphins | 41 | 21 | 0 | .661 |
| 10. Tennessee Titans | 40 | 22 | 0 | .645 |
| 11. Seattle Seahawks | 40 | 23 | 0 | .635 |
| New England Patriots | 40 | 23 | 0 | .635 |

TITANS/OILERS ALL-TIME RECORD

| | W | L | T |
|--------------------------|------------|------------|----------|
| Regular Season: | 474 | 497 | 6 |
| Home | 272 | 214 | 2 |
| Road | 202 | 283 | 4 |
| As Titans (1999-present) | 207 | 190 | 0 |
| As Oilers (1960-1998) | 267 | 307 | 6 |
| Postseason: | 17 | 23 | 0 |
| Home | 6 | 7 | 0 |
| Road | 11 | 15 | 0 |
| Super Bowl (XXXIV) | 0 | 1 | 0 |
| As Titans (1999-present) | 8 | 10 | 0 |
| As Oilers (1960-1998) | 9 | 13 | 0 |

All-time playoff appearances by the Oilers/Titans: 1960, 1961, 1962, 1967, 1969, 1978, 1979, 1980, 1987, 1988, 1989, 1990, 1991, 1992, 1993, 1999, 2000, 2002, 2003, 2007, 2008, 2017, 2019, 2020, 2021

All-time division titles by the Oilers/Titans: 1960, 1961, 1962, 1967, 1991, 1993, 2000, 2002, 2008, 2020, 2021

WINNING IN THE AFC SOUTH

Since **Mike Vrabel** arrived as head coach in 2018, the Titans have built the best division record in the AFC South.

Best division winning percentage in the AFC South, 2018–2023:

| Team | Wins | Losses | Ties | Win % |
|-------------------------|------|--------|------|-------|
| 1. Tennessee Titans | 19 | 13 | 0 | .594 |
| 2. Houston Texans | 17 | 15 | 1 | .530 |
| 3. Indianapolis Colts | 17 | 16 | 1 | .515 |
| 4. Jacksonville Jaguars | 13 | 22 | 0 | .371 |

SEVEN-POINT COMEBACKS UNDER VRABEL

Mike Vrabel's Titans have won seven times after trailing by at least seven points in the fourth quarter, most recently accomplishing the feat twice in 2021. Since Vrabel's tenure began in 2018, only the Green Bay Packers and Pittsburgh Steelers have had more fourth-quarter comebacks of seven or more points than the Titans.

Most victories since 2018 after trailing by seven or more points in the fourth quarter:

| Team | Wins |
|------------------------|------|
| 1. Green Bay Packers | 9 |
| 2. Pittsburgh Steelers | 8 |
| 3. Tennessee Titans | 7 |
| Minnesota Vikings | 7 |
| 5. Kansas City Chiefs | 6 |
| Tampa Bay Buccaneers | 6 |
| New York Jets | 6 |
| 8. New Orleans Saints | 5 |
| Washington Commanders | 5 |
| Las Vegas Raiders | 5 |
| New York Giants | 5 |
| Los Angeles Chargers | 5 |
| Philadelphia Eagles | 5 |

Titans wins from 2018 to 2023 after trailing by seven or more points in the fourth quarter:

| Date | Opponent | Largest 4th Quarter Deficit | Final Score |
|----------------|--------------|-----------------------------|-------------|
| Sept. 30, 2018 | Philadelphia | 10-17 | 26-23 (OT) |
| Dec. 2, 2018 | N.Y. Jets | 13-22 | 26-22 |
| Nov. 10, 2019 | Kansas City | 20-29 | 35-32 |
| Oct. 18, 2020 | Houston | 29-36 | 42-36 (OT) |
| Nov. 22, 2020 | at Baltimore | 13-21 | 30-24 (OT) |
| Sept. 19, 2021 | at Seattle | 16-30 | 33-30 (OT) |
| Oct. 18, 2021 | Buffalo | 24-31 | 34-31 |



WINNING CLOSE GAMES

Since the beginning of the 2018 season, when **Mike Vrabel** began his tenure as Titans head coach, no NFL team has more wins than the Titans in games decided by three points or less. They won 16 games by three points or less from 2018 to 2022 and had a .640 winning percentage in such contests (16-9).

Most wins in games decided by three points or less, 2018–2023:

| Team | W | L | T | Win% |
|------------------------|----|----|---|------|
| 1. Tennessee Titans | 17 | 10 | 0 | .630 |
| 2. New Orleans Saints | 15 | 10 | 0 | .600 |
| Cleveland Browns | 15 | 10 | 1 | .596 |
| Los Angeles Chargers | 15 | 19 | 0 | .441 |
| 5. Kansas City Chiefs | 14 | 9 | 0 | .609 |
| Green Bay Packers | 14 | 8 | 1 | .630 |
| Baltimore Ravens | 14 | 13 | 0 | .519 |
| Seattle Seahawks | 14 | 10 | 0 | .583 |
| 9. Pittsburgh Steelers | 13 | 9 | 2 | .583 |
| Houston Texans | 13 | 12 | 1 | .519 |
| Las Vegas Raiders | 13 | 11 | 0 | .542 |

TITANS ON LONG REST

Since **Mike Vrabel** became the head coach of the Titans in 2018, the Titans are 6-0 following their bye. That includes a Week 8 win over the Atlanta Falcons following the Titans' bye in 2023.

Additionally, the Titans are 4-2 since 2018 on Sundays following a Thursday game the previous week.

Best winning percentage from 2018 to 2023 with nine or more rest days between games (regular season):

| Team | Games | Wins | Losses | Ties | Win Pct |
|--------------------------|-------|------|--------|------|---------|
| 1. Pittsburgh Steelers | 12 | 11 | 1 | 0 | .917 |
| 2. Tennessee Titans | 12 | 10 | 2 | 0 | .833 |
| 3. Baltimore Ravens | 11 | 9 | 2 | 0 | .818 |
| 4. Atlanta Falcons | 12 | 9 | 3 | 0 | .750 |
| 5. Buffalo Bills | 11 | 8 | 3 | 0 | .727 |
| Indianapolis Colts | 11 | 8 | 3 | 0 | .727 |
| New Orleans Saints | 11 | 8 | 3 | 0 | .727 |
| 8. Kansas City Chiefs | 13 | 9 | 4 | 0 | .692 |
| Dallas Cowboys | 13 | 9 | 4 | 0 | .692 |
| 10. New England Patriots | 11 | 7 | 4 | 0 | .636 |

Note: Does not include season openers; nine-day rest period does not include game days

LEAST PENALIZED TEAMS FROM 2018–2023

Under head coach **Mike Vrabel**, who was named to his current post in 2018, the Titans have been one of the NFL's least penalized teams.

In 2018, the Titans were called for only 82 penalties, leading the NFL and setting a team record for the lowest number in a 16-game season (since 1978, excluding strike-shortened 1982 and 1987 seasons). They received no more than four penalties in nine of their 16 games. The previous franchise record for fewest penalties in a 16-game season was 84 by the 1983 Oilers.

Fewest total penalties from 2018–2023:

| Team | Penalties |
|--------------------------|-----------|
| 1. Cincinnati Bengals | 498 |
| 2. Los Angeles Rams | 501 |
| 3. New England Patriots | 513 |
| 4. Atlanta Falcons | 522 |
| 5. Minnesota Vikings | 523 |
| 6. Indianapolis Colts | 526 |
| 7. Green Bay Packers | 529 |
| 8. New York Giants | 545 |
| 9. Washington Commanders | 546 |
| 10. Chicago Bears | 547 |
| 11. Tennessee Titans | 550 |

TOP RUSHING OFFENSES SINCE 2018

Since **Mike Vrabel** was hired as head coach in 2018, the Titans have had one of the NFL's most productive rushing offenses. From 2018 through 2022, their 139.9 rushing yards per game ranked second in the NFL behind only the Baltimore Ravens (170.8).

NFL's top-ranked rushing offenses from 2018 to 2023 (yards per game):

| Team | Rush Yards Per Game |
|------------------------|---------------------|
| 1. Baltimore Ravens | 169.3 |
| 2. Cleveland Browns | 136.2 |
| 3. Tennessee Titans | 135.5 |
| 4. Philadelphia Eagles | 131.5 |
| 5. San Francisco 49ers | 130.3 |
| 6. Seattle Seahawks | 128.0 |
| 7. Buffalo Bills | 125.5 |
| 8. Chicago Bears | 124.8 |
| 9. Dallas Cowboys | 124.6 |
| Indianapolis Colts | 124.6 |

RED ZONE SUCCESS SINCE 2019

During the last five seasons, the Titans have fielded one of the NFL's most efficient offenses in the red zone. From 2019 to 2022, they had 148 touchdowns in 212 possessions inside their opponent's 20-yard line (69.8 percent).

During the 2019 campaign alone, they scored touchdowns on 75.6 percent (34 of 45) of their drives inside the opponent's 20-yard line to lead the league. That was the third-best figure in the NFL since 1991 and the highest since the 2013 Denver Broncos (76.1 percent).

In 2022, the Titans ranked sixth in the NFL with a red-zone efficiency of 64.3 percent. They scored 27 touchdowns on 42 drives inside the 20.

Top red zone offenses (touchdown percentage) from 2019–2023:

| Team | RZ Drives | Touchdowns | TD Pct. |
|-------------------------|-----------|------------|---------|
| 1. Tennessee Titans | 243 | 160 | 65.8% |
| 2. Philadelphia Eagles | 263 | 169 | 64.3% |
| 3. Minnesota Vikings | 268 | 167 | 62.3% |
| 4. Buffalo Bills | 293 | 181 | 61.8% |
| Green Bay Packers | 272 | 168 | 61.8% |
| 6. Tampa Bay Buccaneers | 264 | 162 | 61.4% |
| 7. Miami Dolphins | 244 | 149 | 61.1% |
| 8. Kansas City Chiefs | 290 | 177 | 61.0% |
| 9. Cleveland Browns | 242 | 147 | 60.7% |
| 10. Baltimore Ravens | 287 | 173 | 60.3% |

GOAL-TO-GO SINCE 2019

From 2019 through 2022, the Titans were the most efficient NFL team in scoring in goal-to-go situations. Over that time period, they reached the end zone 97 times in 107 total goal-to-go possessions (90.7 percent).

In 2022, they led the NFL in the category for the fourth consecutive season, crossing the goal line 15 times in 16 opportunities for a rate of 93.8 percent.

Since 2000, the Titans own the best two single-season goal-to-go percentages in the NFL. The 2020 squad established the best mark in that period with a 94.1 percentage (32 of 34), followed by their 2022 effort.

Best goal-to-go touchdown efficiency from 2019–2023:

| Team | Poss | TD | Pct |
|-------------------------|------|-----|-------|
| 1. Tennessee Titans | 117 | 103 | 88.0% |
| 2. Philadelphia Eagles | 161 | 124 | 77.0% |
| 3. Kansas City Chiefs | 172 | 132 | 76.7% |
| Seattle Seahawks | 120 | 92 | 76.7% |
| 5. Green Bay Packers | 141 | 108 | 76.6% |
| 6. Los Angeles Rams | 147 | 112 | 76.2% |
| 7. New York Giants | 99 | 75 | 75.8% |
| 8. Tampa Bay Buccaneers | 169 | 128 | 75.7% |
| Buffalo Bills | 152 | 115 | 75.7% |
| 10. Cleveland Browns | 130 | 98 | 75.4% |
| Detroit Lions | 142 | 107 | 75.4% |

RUSHING DEFENSE SINCE 2021

Since the beginning of the 2021 season, the Titans have had one of the NFL's stingiest defenses against the run.

In 2022, the Titans led the NFL in rushing defense for the first time since 2003. They allowed only 1,307 total rushing yards in 17 games for a league-best average of 76.9 yards per contest.

In 2021, the Titans placed second in the NFL in rushing defense. Their opponents rushed for an average of 84.6 yards per contest. Only the Baltimore Ravens (84.5) defense allowed fewer yards on the ground.

From 2021 through 2022, the Titans allowed a total of two individual 100-yard rushers—one each season. In 2021, they did not allow a 100-yard individual rushing performance after Jacksonville's **James Robinson** had 149 rushing yards in Week 5 (Oct. 10). In 2022, the New York Giants' **Saquon Barkley** opened the campaign with 164 rushing yards against the Titans, marking the first and only 100-yard game of the season by a Titans opponent.

Top rushing defenses from 2021 to 2023 (yards per game):

| Team | Opp Rush Yards | Per Game |
|--------------------------|----------------|----------|
| 1. Tennessee Titans | 3,964 | 88.1 |
| 2. San Francisco 49ers | 3,983 | 88.5 |
| 3. Baltimore Ravens | 4,229 | 91.9 |
| 4. Miami Dolphins | 4,639 | 103.1 |
| 5. Tampa Bay Buccaneers | 4,680 | 104.0 |
| 6. Philadelphia Eagles | 4,840 | 107.6 |
| 7. New England Patriots | 4,931 | 109.6 |
| 8. Buffalo Bills | 4,939 | 109.8 |
| 9. Washington Commanders | 5,058 | 110.0 |
| 10. Los Angeles Rams | 4,956 | 110.1 |



THIRD-DOWN DEFENSE SINCE 2021

The Titans have fielded one of the NFL's best third-down defenses since the start of the 2021 season.

The Titans placed third in third-down defense in 2022. Opponents converted 77 of 225 attempts for a rate of 34.2 percent. Only the Washington Commanders (31.9) and Denver Broncos (34.1) were better.

They concluded 2021 ranked sixth on third down, allowing opponents to convert on 77 of their 210 chances for a rate of 36.7 percent. Over the final month of the 2021 campaign (Weeks 15-18), the Titans ranked third in the NFL by allowing opponents to convert only 28.6 percent on third down (12 of 42).

Top third-down defenses from 2021 to 2023:

| Team | Opponents Third-Down... | | |
|----------------------------|-------------------------|------------|--------------|
| | Att | Conv | Pct |
| 1. Baltimore Ravens | 587 | 207 | 35.3% |
| Buffalo Bills | 578 | 204 | 35.3% |
| 3. Dallas Cowboys | 597 | 212 | 35.5% |
| 4. Cleveland Browns | 574 | 209 | 36.4% |
| 5. Tennessee Titans | 586 | 214 | 36.5% |
| 6. New York Giants | 585 | 216 | 36.9% |
| 7. Pittsburgh Steelers | 601 | 229 | 38.1% |
| 8. Minnesota Vikings | 581 | 223 | 38.4% |
| New Orleans Saints | 619 | 238 | 38.4% |
| 10. Carolina Panthers | 585 | 225 | 38.5% |

RED-ZONE DEFENSE IN 2023

With opposing offenses in the red zone, the Titans defense has been among the NFL's stingiest units during the 2023 season.

Since the beginning of the season, the Titans defense is allowing opponents to score touchdowns on 39.5 percent of drives inside the 20. That is the fourth-best defensive rate in the NFL.

Top red-zone defenses (touchdown percentage) in 2023:

| Team | Opp. | Opp. | Opp. |
|----------------------------|-----------|------------|--------------|
| | RZ Drives | Touchdowns | TD Pct. |
| 1. Baltimore Ravens | 32 | 12 | 37.5% |
| 2. Tampa Bay Buccaneers | 37 | 14 | 37.8% |
| 3. Atlanta Falcons | 34 | 13 | 38.2% |
| 4. Tennessee Titans | 38 | 15 | 39.5% |
| 5. Pittsburgh Steelers | 32 | 13 | 40.6% |
| 6. New York Jets | 32 | 14 | 43.8% |
| 7. New England Patriots | 35 | 16 | 45.7% |
| 8. Green Bay Packers | 37 | 18 | 48.6% |
| 9. Cincinnati Bengals | 43 | 22 | 51.2% |
| Denver Broncos | 41 | 21 | 51.2% |



KEY NUMBERS

4

Wins by the Titans in four games at Nissan Stadium in 2023. The Titans play four of their next six games at home to finish the regular season.

4

Division games for the Titans in their final six weeks of the season, beginning with this week's contest against the Indianapolis Colts.

8

Number of different starting offensive line combinations used by the Titans through 11 games in 2023.

11.45

Average yards per completion by **Will Levis** in the past five weeks. The number ranks ninth in the NFL and fourth in the AFC from Week 8 to Week 12.

25

Seasons the franchise has played as the Tennessee Titans, including 2023, since changing the team name and opening Nissan Stadium in 1999.

26.5

Career sacks by defensive tackle **Jeffery Simmons**, including 7.5 sacks in 2022 and 5.5 sacks in 2023.

53.0

Gross punting average by **Ryan Stonehouse** since the beginning of his 2022 rookie campaign. He leads the NFL in gross punting average during that time.

54

Total wins, including playoffs, by Titans head coach **Mike Vrabel**, who is in his sixth season with the franchise. He passed **Jack Pardee** (44-35) for the third-highest win total in franchise history.

74

Consecutive field goals made by **Nick Folk** on attempts from less than 40 yards. In Week 9, he broke **Justin Tucker's** mark for the NFL's all-time longest such streak (70).

84

Career rushing touchdowns by **Derrick Henry**, who in Week 12 moved into 17th place in NFL history.

98

Career games as a head coach by **Mike Vrabel**, who surpassed **Bum Phillips** (97) for second place on the team's all-time list for games by a head coach. Only **Jeff Fisher** (273) has more.

156

Consecutive games to begin his career with at least one reception by **DeAndre Hopkins**.

433

Scrimmage yards by **Tyjae Spears**, who ranks fourth in 2023 among rookie running backs.

898

NFL-leading number of receptions by **DeAndre Hopkins** since 2013. Since then he also leads the league in receiving yards (11,997) and receptions for first downs (626), and he is fourth in receiving touchdowns (75).

9,074

Career rushing yards by **Derrick Henry**, who in Week 4 moved past **Earl Campbell** (8,574) and into second place on the franchise's all-time rushing list behind only **Eddie George** (10,009). Henry ranks 38th in NFL history in career rushing yards.



TITANS QUARTERBACKS

| No. | Name | Ht | Wt | Exp | College |
|-----|-----------------|-----|-----|-----|-----------|
| 8 | Levis, Will | 6-4 | 229 | R | Kentucky |
| 17 | Tannehill, Ryan | 6-4 | 217 | 12 | Texas A&M |
| 7 | Willis, Malik | 6-1 | 219 | 2 | Liberty |

#17 • QB RYAN TANNEHILL

6-4, 207, 12th Year (5th with Titans), Texas A&M
[Click for complete bio](#)

Quarterback **Ryan Tannehill** is in his 12th NFL season and his fifth campaign with the Titans in 2023.

During his first four seasons in Tennessee, Tannehill built a 36-19 record as a starting quarterback and led the team to the postseason three times (2019 to 2021), becoming the franchise's first starting quarterback since **Warren Moon** (1987 to 1993) to direct his team to the playoffs in at least three consecutive seasons. After appearing in the AFC championship game as a wild card team in 2019, the Titans won consecutive division titles in 2020 and 2021, a first for the franchise since the Oilers took the first three AFL Eastern Division titles from 1960 to 1962.

Tannehill's 36 wins as a starting quarterback at the end of the 2022 season ranked fifth in franchise history and were more than any other player in team annals in his first four years with the club. His win total trailed only that of **Steve McNair** (76), **Moon** (70), **Dan Pastorini** (53) and **George Blanda** (44).

At the conclusion of 2022, Tannehill ranked among the franchise career leaders in several categories: first in passer rating (100.5), first in completion percentage (66.9), sixth in passing yards (12,831), fifth in passing touchdowns (89), sixth in passing attempts (1,623) and sixth in completions (1,085).

Since the week of Tannehill's first start in a Titans uniform (Oct. 20, 2019) through the conclusion of 2022, Tannehill's 100.7 passer rating ranked fourth in the NFL behind only **Aaron Rodgers** (106.0), **Patrick Mahomes** (103.3) and **Jimmy Garoppolo** (100.8).

Tannehill started every game from Week 7 of the 2019 campaign through the sixth game of 2022. His 49 consecutive starts in the regular season broke McNair's record (2001-03) for the most in franchise history by a starting quarterback.

In 2021, he placed third on the franchise's single-season passing charts in attempts (531), completions (357) and completion percentage (67.2), and he ranked fourth with 3,734 passing yards. He became the only quarterback other than Moon (1989–1991) to record multiple seasons with at least 3,500 passing yards with the franchise. Additionally, he rushed for 270 yards, and his seven rushing touchdowns ranked second among NFL signal callers behind **Jalen Hurts'** 10. Tannehill was the first quarterback in franchise annals with at least seven rushing touchdowns in back-to-back seasons.

After receiving a multi-year contract extension during the 2020 offseason, Tannehill responded with 16 starts for the first time since 2015 and produced one of the best seasons of any quarterback in franchise history. A Titans team captain for the first time, his statistics finished in the top five of several of the organization's single-season record lists, including 40 total touchdowns (first), a 106.5 passer rating (second), 3,819 passing yards (third), 33 touchdown passes (tied for second), 65.5 completion percentage (fourth) and 7.9 yards per attempt (tied for fifth). Tannehill became the fourth player in NFL history with a passer rating of at least 106.0 in consecutive seasons, joining **Drew Brees** (2018-20), **Russell Wilson** (2018-19) and **Rodgers** (2011-12).

Also in 2020, Tannehill and Buffalo's **Josh Allen** became the fourth and fifth quarterbacks in NFL history with at least 3,800 passing yards, 33 passing touchdowns and seven rushing touchdowns in the same season. Only **Cam Newton** (2015), **Daunte Culpepper** (2000) and **Steve Young** (1994) had done so previously.

In 2019, Tannehill set single-season franchise records and led the NFL with a 117.5 passer rating and a passing average of 9.6 yards per

attempt. His passer rating was the fourth-highest figure in NFL history among qualifiers. Additionally, he set a club record and placed third in the NFL with a 70.3 completion percentage.

Tannehill was named AFC Offensive Player of the Month for December 2019 and was named to his first career Pro Bowl. He also won the Associated Press Comeback Player of the Year Award.

Originally a first-round selection (eighth overall) by the Miami Dolphins in the 2012 NFL Draft, Tannehill was acquired by the Titans in a trade with the Dolphins on March 15, 2019. The Titans sent a 2019 seventh-round pick and a 2020 fourth-round selection to Miami in exchange for Tannehill and a 2019 sixth-rounder.

Over his seven seasons in Miami, he started 88 games, threw for 20,434 yards and 123 touchdowns, and rushed for 1,210 yards and six scores. When he left Miami, he ranked second in franchise history behind **Chad Pennington** in both career completion percentage (62.8) and career passer rating (87.0). He authored 13 game-winning drives for the Dolphins.

From 2012 through 2015, Tannehill's passing yardage total—15,460 yards—was the third highest mark in NFL history for a player's first four seasons, behind only **Peyton Manning** and **Dan Marino**. Tannehill's two 4,000-yard passing seasons (2015 and 2014) were the only ones recorded by a Dolphins quarterback other than Marino (six times). The Dolphins reached the playoffs in 2016, breaking an eight-year postseason drought.

A native of Big Spring, Texas, Tannehill attended Texas A&M, where he earned honorable mention All-America honors as a senior. He played both quarterback and wide receiver, passing for 5,450 yards and 42 touchdowns and adding 112 receptions for 1,596 yards and 10 scores.

2023 Game Notes:

➤ **At New Orleans (9/10)**, completed 16 of 34 passes for 198 yards with three interceptions and added three rushing attempts for five yards. In the second quarter, he completed a screen pass to Derrick Henry for a 46-yard gain.

➤ **Against the Los Angeles Chargers (9/17)**, completed 20 of 24 passes for 246 yards and one touchdown. He set a new career high and ranked fourth in franchise history in single-game completion percentage (minimum 20 attempts) with a rate of 83.3 percent. In leading an overtime win, he was credited with his 27th career game-winning drive (14th with the Titans), including the regular season and postseason. His 123.3 passer rating against the Chargers gave him 23 career games with a passer rating of 120.0 or better (minimum 20 attempts). He registered the 16th game of his career in which he completed at least one touchdown pass and rushed for at least one touchdown. In the second quarter, he completed a 70-yard pass to Treylon Burks for the ninth-longest pass of his career and the team's longest completion since Tannehill and Corey Davis connected for a 75-yard touchdown against Detroit on Dec. 20, 2020. In the third quarter, he rushed for a 12-yard touchdown, his first of the season and the 27th rushing touchdown of his career. He completed a 49-yard pass to Chris Moore in the fourth quarter to help set up his four-yard touchdown pass to Nick Westbrook-Ikhine. During the contest, he surpassed Marcus Mariota (1,110 completions) for fourth place on the franchise's all-time completions list and also eclipsed Mariota (13,207 passing yards) for fifth place on the franchise's all-time passing yards list.



Tannehill's Career Regular Season Statistics (2012-18 with Miami):

| Year | Passing | | | | | | | | | | | | | | | | Rushing | | | | |
|---------------|------------|------------|--------------|--------------|-------------|---------------|------------|------------|------------|------------|------------|------------|------------|--------------|-------------|------------|--------------|------------|-----------|-----------|--|
| | G | S | Att | Cmp | Pct | Yds | Yd/Att | TD | TD% | Int | Int% | Lg | Sack | Lost | Rate | Att | Yds | Avg | Lg | TD | |
| 2012 | 16 | 16 | 484 | 282 | 58.3 | 3,294 | 6.8 | 12 | 2.5 | 13 | 2.7 | 80 | 35 | 234 | 76.1 | 49 | 211 | 4.3 | 31 | 2 | |
| 2013 | 16 | 16 | 588 | 355 | 60.4 | 3,913 | 6.7 | 24 | 4.1 | 17 | 2.9 | 67 | 58 | 399 | 81.7 | 40 | 238 | 6.0 | 48 | 1 | |
| 2014 | 16 | 16 | 590 | 392 | 66.4 | 4,045 | 6.9 | 27 | 4.6 | 12 | 2.0 | 50 | 46 | 337 | 92.8 | 56 | 311 | 5.6 | 40 | 1 | |
| 2015 | 16 | 16 | 586 | 363 | 61.9 | 4,208 | 7.2 | 24 | 4.1 | 12 | 2.0 | 54 | 45 | 420 | 88.7 | 32 | 141 | 4.4 | 28 | 1 | |
| 2016 | 13 | 13 | 389 | 261 | 67.1 | 2,995 | 7.7 | 19 | 4.9 | 12 | 3.1 | 74 | 29 | 216 | 93.5 | 39 | 164 | 4.2 | 18 | 1 | |
| 2017 | 0 | 0 | | | | | | | | | | | | | | | | | | | |
| 2018 | 11 | 11 | 274 | 176 | 64.2 | 1,979 | 7.2 | 17 | 6.2 | 9 | 3.3 | 75 | 35 | 279 | 92.7 | 32 | 145 | 4.5 | 20 | 0 | |
| 2019 | 12 | 10 | 286 | 201 | 70.3 | 2,742 | 9.6 | 22 | 7.7 | 6 | 2.1 | 91 | 31 | 212 | 117.5 | 43 | 185 | 4.3 | 25 | 4 | |
| 2020 | 16 | 16 | 481 | 315 | 65.5 | 3,819 | 7.9 | 33 | 6.9 | 7 | 1.5 | 75 | 24 | 173 | 106.5 | 43 | 266 | 6.2 | 45 | 7 | |
| 2021 | 17 | 17 | 531 | 357 | 67.2 | 3,734 | 7.0 | 21 | 4.0 | 14 | 2.6 | 57t | 47 | 327 | 89.6 | 55 | 270 | 4.9 | 28 | 7 | |
| 2022 | 12 | 12 | 325 | 212 | 65.2 | 2,536 | 7.8 | 13 | 4.0 | 6 | 1.8 | 69 | 33 | 238 | 94.6 | 34 | 98 | 2.9 | 17 | 2 | |
| 2023 | 6 | 6 | 158 | 98 | 62.0 | 1,128 | 7.1 | 2 | 1.3 | 6 | 3.8 | 70 | 19 | 135 | 71.9 | 12 | 40 | 3.3 | 13 | 1 | |
| Totals | 151 | 149 | 4,692 | 3,012 | 64.2 | 34,393 | 7.3 | 214 | 4.6 | 114 | 2.4 | 91t | 402 | 2,970 | 91.2 | 435 | 2,069 | 4.8 | 48 | 27 | |

Tannehill's Career Postseason Statistics:

| Year | Passing | | | | | | | | | | | | | | | | Rushing | | | | |
|---------------|----------|----------|------------|-----------|-------------|------------|------------|----------|------------|----------|------------|------------|----------|-----------|-------------|-----------|-----------|------------|----------|----------|--|
| | G | S | Att | Cmp | Pct | Yds | Yd/Att | TD | TD% | Int | Int% | Lg | Sack | Lost | Rate | Att | Yds | Avg | Lg | TD | |
| 2016 | 0 | 0 | 0 | 0 | - | 0 | - | 0 | - | 0 | - | - | 0 | 0 | - | 0 | 0 | - | - | 0 | |
| 2019 | 3 | 3 | 60 | 36 | 60.0 | 369 | 6.2 | 5 | 8.3 | 1 | 1.7 | 45 | 5 | 40 | 98.5 | 13 | 35 | 2.7 | 9 | 1 | |
| 2020 | 1 | 1 | 26 | 18 | 69.2 | 165 | 6.3 | 1 | 3.8 | 1 | 3.8 | 35 | 1 | 7 | 83.0 | 2 | 6 | 3.0 | 4 | 0 | |
| 2021 | 1 | 1 | 24 | 15 | 62.5 | 220 | 9.2 | 1 | 4.2 | 3 | 12.5 | 41 | 1 | 7 | 66.7 | 3 | 12 | 4.0 | 8 | 0 | |
| Totals | 5 | 5 | 110 | 69 | 62.7 | 754 | 6.9 | 7 | 6.4 | 5 | 4.5 | 45t | 7 | 54 | 85.2 | 18 | 53 | 2.9 | 9 | 1 | |

Tannehill's Regular Season Single-Game Highs:

- Attempts** - 58 at N.Y. Jets (11/29/15)
- Completions** - 35 (Twice, last vs. Houston, 11/21/21)
- Passing Yards** - 431 at Arizona (9/30/12)
- Touchdown Passes** - 4 (Five times, last at Houston, 1/9/22)
- Long Completion** - 91t at Oakland (12/8/19)
- Completion Percentage** - 83.3 vs. L.A. Chargers (9/17/23)
- Passer Rating** - 155.3 vs. Oakland (9/23/18)
- Rushing Attempts** - 8 (Twice, last at N.Y. Jets, 9/16/18)
- Rushing Yards** - 56 (Twice, last vs. Indianapolis, 9/26/21)
- Long Rush** - 48 at Pittsburgh (12/8/13)
- Rushing Touchdowns** - 2 (Three times, last at Houston, 1/3/21)

Tannehill's Playoff Single-Game Highs:

- Attempts** - 31 at Kansas City (1/19/20)
- Completions** - 21 at Kansas City (1/19/20)
- Passing Yards** - 220 vs. Cincinnati (1/22/22)
- Touchdown Passes** - 2 (Twice, last at Kansas City, 1/19/20)
- Long Completion** - 45t at Baltimore (1/11/20)
- Completion Percentage** - 69.2 vs. Baltimore (1/10/21)
- Passer Rating** - 108.1 at Kansas City (1/19/20)
- Rushing Attempts** - 6 at Baltimore (1/11/20)
- Rushing Yards** - 13 at Baltimore (1/11/20)
- Long Rush** - 9 at Baltimore (1/11/20)
- Rushing Touchdowns** - 1 at Baltimore (1/11/20)

- **At Cleveland (9/24)**, completed 13 of 25 passes for 104 yards. During a two-minute drive near the end of the first half, he completed a 26-yard pass to DeAndre Hopkins to convert a third down and a 33-yard pass to Chris Moore to convert a fourth down.
- **Against Cincinnati (10/1)**, completed 18 of 25 passes for 240 yards with one touchdown and one interception for a 98.8 passer rating. He also rushed for 11 yards on six attempts. On three consecutive plays in the second quarter, he completed a 38-yard pass to DeAndre Hopkins to convert a third down, a 24-yard pass to Josh Whyle and a 13-yard touchdown pass to Nick Westbrook-Ikhine. He added a 44-yard pass to Chris Moore in the second quarter. It was the 51st game of his career with a passer rating of at least 98.0 (minimum 20 attempts).
- **At Indianapolis (10/8)**, appeared in his 150th career game (regular season) and completed 23 of 34 passes for 264 yards. He helped convert a third-and-one with a 21-yard pass to Trevon Wesco in the first quarter. In the third quarter, he completed consecutive passes to DeAndre Hopkins of 16 yards and 36 yards, leading to a Titans touchdown on the next play. He became the seventh active NFL quarterback to reach 3,000 career completions, joining Aaron Rodgers, Matthew Stafford, Russell Wilson, Andy Dalton, Kirk Cousins and Derek Carr.
- **Against Baltimore (10/15)**, completed eight of 16 passes for 76 yards before exiting in the fourth quarter with an injury. He surpassed Marcus Mariota (1,765) for fifth place on the franchise's all-time passing attempts list, trailing only Warren Moon (4,546), Steve McNair (3,871), George Blanda (2,784) and Dan Pastorini (2,768).
- **Against Atlanta (10/29) and at Pittsburgh (11/2)**, he was inactive with an ankle injury.
- **At Tampa Bay (11/12)**, he was the inactive/third quarterback.

ALL-TIME FRANCHISE PASSING LEADERS

Ryan Tannehill now ranks among the Titans/Oilers career passing leaders in several categories. He owns the franchise's top passer rating and top completion percentage among all qualifiers (minimum 1,500 attempts).

Franchise career passer rating leaders (min. 1,500 attempts):

| Player | Years | Passer Rating |
|-------------------|-----------|---------------|
| 1. Ryan Tannehill | 2019–2023 | 98.0 |
| 2. Marcus Mariota | 2015–2019 | 89.6 |
| 3. Steve McNair | 1995–2005 | 83.3 |
| 4. Warren Moon | 1984–1993 | 80.4 |
| 5. George Blanda | 1960–1966 | 62.5 |
| 6. Dan Pastorini | 1971–1979 | 61.0 |

Franchise career completion percentage leaders (min. 1,500 attempts):

| Player | Years | Completion % |
|-------------------|-----------|--------------|
| 1. Ryan Tannehill | 2019–2023 | 66.4 |
| 2. Marcus Mariota | 2015–2019 | 62.9 |
| 3. Steve McNair | 1995–2005 | 59.5 |
| 4. Warren Moon | 1984–1993 | 57.9 |
| 5. Dan Pastorini | 1971–1979 | 51.5 |
| 6. George Blanda | 1960–1966 | 48.4 |



Franchise career passing yardage leaders:

| Player | Years | Passing Yards |
|--------------------------|------------------|---------------|
| 1. Warren Moon | 1984–1993 | 33,685 |
| 2. Steve McNair | 1995–2005 | 27,141 |
| 3. George Blanda | 1960–1966 | 19,149 |
| 4. Dan Pastorini | 1971–1979 | 16,846 |
| 5. Ryan Tannehill | 2019–2023 | 13,959 |
| 6. Marcus Mariota | 2015–2019 | 13,207 |

Franchise career passing touchdown leaders:

| Player | Years | Passing TDs |
|--------------------------|------------------|-------------|
| 1. Warren Moon | 1984–1993 | 196 |
| 2. George Blanda | 1960–1966 | 165 |
| 3. Steve McNair | 1995–2005 | 156 |
| 4. Dan Pastorini | 1971–1979 | 96 |
| 5. Ryan Tannehill | 2019–2023 | 91 |
| 6. Marcus Mariota | 2015–2019 | 76 |

Franchise career completion leaders:

| Player | Years | Completions |
|--------------------------|------------------|--------------|
| 1. Warren Moon | 1984–1993 | 2,632 |
| 2. Steve McNair | 1995–2005 | 2,305 |
| 3. Dan Pastorini | 1971–1979 | 1,426 |
| 4. Ryan Tannehill | 2019–2023 | 1,183 |
| 5. Marcus Mariota | 2015–2019 | 1,110 |
| 6. Vince Young | 2006–2010 | 689 |

A NEW START

Since **Ryan Tannehill's** first start with the Titans, which took place Oct. 20, 2019 against the Los Angeles Chargers, he has been one of the NFL's passing leaders in several categories. From that week through the 2022 season, his 100.7 passer rating ranked fourth in the NFL behind only **Aaron Rodgers** (106.0), **Patrick Mahomes** (103.3) and **Jimmy Garoppolo** (100.8).

Highest passer rating among active players since Ryan Tannehill became the Titans starter in Week 7 of 2019 (minimum 1,000 attempts):

| Player | Att | Cmp | Pct | Yds | TD | Int | Rating |
|-----------------------|--------------|--------------|--------------|---------------|-----------|-----------|-------------|
| 1. Aaron Rodgers | 1,950 | 1,304 | 66.9% | 14,521 | 129 | 23 | 106.0 |
| 2. Patrick Mahomes | 2,559 | 1,713 | 66.9% | 19,673 | 149 | 44 | 102.1 |
| 3. Kirk Cousins | 2,320 | 1,560 | 67.2% | 17,593 | 132 | 42 | 101.1 |
| 4. Dak Prescott | 1,967 | 1,322 | 67.2% | 15,118 | 111 | 40 | 100.5 |
| 5. Joe Burrow | 1,895 | 1,288 | 68.0% | 14,083 | 97 | 37 | 98.6 |
| 6. Lamar Jackson | 1,624 | 1,057 | 65.1% | 12,119 | 97 | 35 | 98.3 |
| 7. Deshaun Watson | 1,179 | 779 | 66.1% | 9,248 | 61 | 25 | 98.2 |
| Russell Wilson | 2,087 | 1,357 | 65.0% | 15,454 | 118 | 39 | 98.2 |
| Ryan Tannehill | 1,765 | 1,170 | 66.3% | 13,815 | 91 | 38 | 98.2 |
| 10. Jimmy Garoppolo | 1,387 | 939 | 67.7% | 11,363 | 70 | 38 | 98.0 |

RYAN TANNEHILL'S STARTING RECORD WHEN ...

| Record When Tannehill | Regular Season | | | Playoff |
|-------------------------------|----------------|---------|--------|---------|
| | 2023 | 2019-23 | Career | Career |
| Starts at quarterback | 2-4 | 38-23 | 80-69 | 2-3 |
| Starts vs. division opponents | 0-1 | 15-5 | 28-24 | 0-0 |
| Passes for 300 or more yards | 0-0 | 6-3 | 12-13 | 0-0 |
| Completes 1 or more TD passes | 2-0 | 33-15 | 70-46 | 2-3 |
| Completes 2 or more TD passes | 0-0 | 22-7 | 49-19 | 1-1 |
| Completes 3 or more TD passes | 0-0 | 9-2 | 20-5 | 0-0 |
| Starts and passes for no INTs | 1-1 | 25-8 | 50-23 | 1-1 |
| Completes 70.0% of his passes | 2-0 | 21-1 | 40-6 | 0-0 |
| Has a passer rating of 80.0+ | 2-0 | 35-12 | 72-32 | 1-1 |
| Has a passer rating of 90.0+ | 2-0 | 33-9 | 65-17 | 1-1 |
| Has a passer rating of 100.0+ | 1-0 | 25-4 | 43-8 | 1-1 |
| Sacked 0 times | 0-0 | 4-0 | 7-3 | 0-0 |
| Rushes for 1 or more TDs | 1-0 | 12-6 | 14-10 | 1-0 |
| Rushes for 2 or more TDs | 0-0 | 3-0 | 3-0 | 0-0 |
| Rushes and Passes for 1 TD | 1-0 | 10-4 | 11-5 | 1-0 |

QB WINNING PERCENTAGE SINCE 2019

Since the time he took over as the starting quarterback for the Titans in Week 7 of the 2019 season, **Ryan Tannehill** built one of the NFL's best records. From 2019 through 2022, his .655 winning percentage ranked eighth in the NFL among all signal callers with at least 25 starts during that time.

Highest winning percentage by starting quarterbacks from 2019 to 2023 (minimum 35 starts):

| Quarterback | Starts | W | L | T | Win Pct. |
|--------------------------|-----------|-----------|-----------|----------|-------------|
| 1. Patrick Mahomes | 74 | 59 | 15 | 0 | .797 |
| 2. Jalen Hurts | 45 | 33 | 12 | 0 | .733 |
| 3. Aaron Rodgers | 66 | 48 | 18 | 0 | .727 |
| Lamar Jackson | 66 | 48 | 18 | 0 | .727 |
| 5. Josh Allen | 77 | 53 | 24 | 0 | .688 |
| 6. Tom Brady | 66 | 44 | 22 | 0 | .667 |
| 7. Jimmy Garoppolo | 53 | 35 | 18 | 0 | .660 |
| 8. Tua Tagovailoa | 45 | 29 | 16 | 0 | .644 |
| 9. Ryan Tannehill | 61 | 38 | 23 | 0 | .623 |
| 10. Dak Prescott | 60 | 37 | 23 | 0 | .617 |

QB WINS, FIRST FOUR SEASONS

In 2022, Titans quarterback **Ryan Tannehill** improved to 36-19 as a starter since he was traded from the Dolphins to the Titans in 2019.

Tannehill is off to arguably the best beginning to any quarterback's tenure in franchise history. He has more regular season wins—36—than any other starting signal caller in franchise history over the player's first four years with the club, surpassing **George Blanda**, who won 34 regular season starts for the Oilers from 1960 to 1963.

Tannehill moved past **Vince Young** (30 wins) for fifth place on the team's all-time wins list for starting quarterbacks. He trails only **Steve McNair** (76), **Warren Moon** (70), **Dan Pastorini** (53) and **Blanda** (44).

Most wins by a starting quarterback in his first four regular seasons with the Titans/Oilers franchise:

| Quarterback | Years 1-4 | Wins in ... | | | | Total |
|--------------------------|------------------|-------------|-----------|-----------|----------|-----------|
| | | Year 1 | Year 2 | Year 3 | Year 4 | |
| 1. Ryan Tannehill | 2019-2022 | 7 | 11 | 12 | 6 | 36 |
| 2. George Blanda | 1960-1963 | 8 | 9 | 11 | 6 | 34 |
| 3. Marcus Mariota | 2015-2018 | 3 | 8 | 9 | 7 | 27 |
| 4. Vince Young | 2006-2009 | 8 | 9 | 1 | 8 | 26 |
| 5. Steve McNair | 1995-1998 | 2 | 2 | 8 | 8 | 20 |
| Warren Moon | 1984-1987 | 3 | 4 | 5 | 7 | 19 |

2020 NFL PASSING LEADERS

Ryan Tannehill finished among the 2020 NFL passing leaders in several categories.

Highest passer rating in 2020 (qualifiers only):

| Player | Team | Passer Rating |
|--------------------------|-------------------------|---------------|
| 1. Aaron Rodgers | Green Bay Packers | 121.5 |
| 2. Deshaun Watson | Houston Texans | 112.4 |
| 3. Patrick Mahomes | Kansas City Chiefs | 108.2 |
| 4. Josh Allen | Buffalo Bills | 107.2 |
| 5. Ryan Tannehill | Tennessee Titans | 106.5 |
| 6. Drew Brees | New Orleans Saints | 106.4 |
| 7. Russell Wilson | Seattle Seahawks | 105.1 |
| 8. Kirk Cousins | Minnesota Vikings | 105.0 |
| 9. Tom Brady | Tampa Bay Buccaneers | 102.2 |
| 10. Derek Carr | Las Vegas Raiders | 101.4 |

Most touchdown passes in 2020:

| Player | Team | TD Passes |
|--------------------------|-------------------------|-----------|
| 1. Aaron Rodgers | Green Bay Packers | 48 |
| 2. Russell Wilson | Seattle Seahawks | 40 |
| Tom Brady | Tampa Bay Buccaneers | 40 |
| 4. Patrick Mahomes | Kansas City Chiefs | 38 |
| 5. Josh Allen | Buffalo Bills | 37 |
| 6. Kirk Cousins | Minnesota Vikings | 35 |
| 7. Ryan Tannehill | Tennessee Titans | 33 |
| Deshaun Watson | Houston Texans | 33 |
| Ben Roethlisberger | Pittsburgh Steelers | 33 |
| 10. Justin Herbert | Los Angeles Chargers | 31 |

Highest passing average in 2020 (yards per attempt):

| Player | Team | Yards/Att |
|-----------------------|-------------------------|------------|
| 1. Deshaun Watson | Houston Texans | 8.9 |
| 2. Kirk Cousins | Minnesota Vikings | 8.3 |
| 3. Aaron Rodgers | Green Bay Packers | 8.2 |
| 4. Patrick Mahomes | Kansas City Chiefs | 8.1 |
| 5. Josh Allen | Buffalo Bills | 7.9 |
| Ryan Tannehill | Tennessee Titans | 7.9 |
| Derek Carr | Las Vegas Raiders | 7.9 |
| 8. Ryan Fitzpatrick | Miami Dolphins | 7.8 |
| 9. Matthew Stafford | Detroit Lions | 7.7 |
| Philip Rivers | Indianapolis Colts | 7.7 |

Highest touchdown-to-interception ratio in 2020:

| Player | Team | TDs per INT |
|--------------------------|-------------------------|-------------|
| 1. Aaron Rodgers | Green Bay Packers | 9.60 |
| 2. Patrick Mahomes | Kansas City Chiefs | 6.33 |
| 3. Ryan Tannehill | Tennessee Titans | 4.71 |
| Deshaun Watson | Houston Texans | 4.71 |
| 5. Drew Brees | New Orleans Saints | 4.00 |
| 6. Josh Allen | Buffalo Bills | 3.70 |
| 7. Tom Brady | Tampa Bay Buccaneers | 3.33 |
| 8. Ben Roethlisberger | Pittsburgh Steelers | 3.30 |
| 9. Baker Mayfield | Cleveland Browns | 3.25 |
| 10. Gardner Minshew | Jacksonville Jaguars | 3.20 |

SINGLE-SEASON FRANCHISE RECORDS

Ryan Tannehill has enjoyed one of the finest three-year statistical runs of any quarterback in Titans/Oilers franchise history. His performances have ranked among the franchise greats in several passing categories, including his 3,734 passing yards in 2021 (fourth in franchise history) and 67.2 completion percentage (third).

In 2019, Tannehill's passer rating of 117.5 ranked first in the NFL and was one of three major single-season passing records he set for the franchise. He also established new benchmarks for completion percentage (70.3) and passing average (9.6).

Single-season passing yardage leaders, franchise history:

| Player | Season | Pass Yards |
|--------------------------|-------------|--------------|
| 1. Warren Moon | 1991 | 4,690 |
| 2. Warren Moon | 1990 | 4,689 |
| 3. Ryan Tannehill | 2020 | 3,819 |
| 4. Ryan Tannehill | 2021 | 3,734 |
| 5. Warren Moon | 1989 | 3,631 |

Single-season touchdown pass leaders, franchise history:

| Player | Season | TD Passes |
|--------------------------|-------------|-----------|
| 1. George Blanda | 1961 | 36 |
| 2. Ryan Tannehill | 2020 | 33 |
| Warren Moon | 1990 | 33 |
| 4. George Blanda | 1962 | 27 |
| 5. Marcus Mariota | 2016 | 26 |

Single-season passer rating leaders, franchise history:

| Player | Season | Rating |
|--------------------------|-------------|--------------|
| 1. Ryan Tannehill | 2019 | 117.5 |
| 2. Ryan Tannehill | 2020 | 106.5 |
| 3. Steve McNair | 2003 | 100.4 |
| 4. Warren Moon | 1990 | 96.8 |
| 5. Marcus Mariota | 2016 | 95.6 |

Single-season completion percentage leaders, franchise history:

| Player | Season | Comp Pct |
|--------------------------|-------------|-------------|
| 1. Ryan Tannehill | 2019 | 70.3 |
| 2. Marcus Mariota | 2018 | 68.9 |
| 3. Ryan Tannehill | 2021 | 67.2 |
| 4. Cody Carlson | 1992 | 65.6 |
| 5. Ryan Tannehill | 2020 | 65.5 |

Single-season passing average leaders (yards per attempt), franchise history:

| Player | Season | Yards/Att |
|--------------------------|-------------|------------|
| 1. Ryan Tannehill | 2019 | 9.6 |
| 2. George Blanda | 1961 | 9.2 |
| 3. Steve McNair | 2003 | 8.0 |
| Warren Moon | 1990 | 8.0 |
| 5. Ryan Tannehill | 2020 | 7.9 |
| Warren Moon | 1988 | 7.9 |

Single-season combined passing and rushing touchdown leaders, franchise history:

| Player | Season | Pass + Rush TD |
|--------------------------|-------------|----------------|
| 1. Ryan Tannehill | 2020 | 40 |
| 2. George Blanda | 1961 | 36 |
| 3. Warren Moon | 1990 | 35 |
| 4. Ryan Tannehill | 2021 | 28 |
| Steve McNair | 2003 | 28 |
| Marcus Mariota | 2016 | 28 |
| George Blanda | 1960 | 28 |

TANNEHILL'S CAREER 300-YARD PASSING GAMES

| Date | Opp | W/L | Att | Cmp | Pct | Yds | TD | Int | Rtg |
|----------|-----------------|-----|-----|-----|------|-----|----|-----|-------|
| 9/30/12 | at Arizona | L | 41 | 26 | 63.4 | 431 | 1 | 2 | 86.5 |
| 12/21/14 | Minnesota | W | 47 | 35 | 74.5 | 396 | 4 | 1 | 118.7 |
| 12/8/19 | at Oakland | W | 27 | 21 | 77.8 | 391 | 3 | 1 | 140.4 |
| 12/6/20 | Cleveland | L | 45 | 29 | 64.4 | 389 | 3 | 1 | 104.8 |
| 9/18/16 | at New England | L | 45 | 32 | 71.1 | 387 | 2 | 2 | 93.5 |
| 10/18/20 | Houston | W | 41 | 30 | 73.2 | 366 | 4 | 1 | 122.6 |
| 9/20/15 | at Jacksonville | L | 44 | 30 | 68.2 | 359 | 2 | 0 | 108.0 |
| 11/29/15 | at N.Y. Jets | L | 58 | 33 | 56.9 | 351 | 3 | 1 | 84.8 |
| 1/3/16 | New England | W | 38 | 25 | 65.8 | 350 | 2 | 0 | 112.8 |
| 9/19/21 | at Seattle | W | 40 | 27 | 67.5 | 347 | 0 | 0 | 94.5 |
| 12/14/14 | at New England | L | 47 | 29 | 61.7 | 346 | 1 | 2 | 73.5 |
| 11/17/22 | at Green Bay | W | 27 | 22 | 81.5 | 333 | 2 | 1 | 127.3 |
| 11/3/19 | at Carolina | L | 39 | 27 | 69.2 | 331 | 1 | 2 | 82.3 |
| 12/1/13 | at N.Y. Jets | W | 43 | 28 | 65.1 | 331 | 2 | 1 | 94.2 |
| 12/27/15 | Indianapolis | L | 38 | 26 | 68.4 | 329 | 0 | 1 | 84.2 |
| 11/21/21 | Houston | L | 52 | 35 | 67.3 | 323 | 1 | 4 | 58.4 |
| 9/27/20 | at Minnesota | W | 37 | 23 | 62.2 | 321 | 0 | 1 | 78.8 |
| 9/25/16 | Cleveland | W | 39 | 25 | 64.1 | 319 | 3 | 2 | 93.9 |
| 9/15/13 | at Indianapolis | W | 34 | 23 | 67.6 | 319 | 1 | 0 | 107.4 |
| 10/20/19 | L.A. Chargers | W | 29 | 23 | 79.3 | 312 | 2 | 1 | 120.1 |
| 12/15/13 | New England | W | 37 | 25 | 67.6 | 312 | 3 | 0 | 120.6 |
| 11/24/13 | Carolina | L | 42 | 28 | 66.7 | 310 | 1 | 1 | 86.4 |
| 11/8/15 | at Buffalo | L | 35 | 26 | 74.3 | 307 | 0 | 0 | 100.5 |
| 10/6/13 | Baltimore | L | 40 | 21 | 52.5 | 307 | 1 | 0 | 86.1 |
| 10/29/15 | at New England | L | 44 | 28 | 63.6 | 300 | 0 | 2 | 64.6 |

TEAM SINGLE-GAME PASSER RATING

On Dec. 20, 2020, **Ryan Tannehill** recorded a 145.8 passer rating against the Detroit Lions. It qualified as the seventh best single-game passer rating in franchise history (minimum 20 attempts) and was Tannehill's second-highest passer rating in a qualifying game (155.3 vs. Oakland on Sept. 23, 2018).

On Sept. 20, 2020, Tannehill posted a 145.7 passer rating against the Jacksonville Jaguars that at the time ranked seventh in team history.

Highest single-game passer ratings in franchise history (min. 20 attempts):

| Player | Opp | Date | Att | Cmp | Yds | TD | Int | Rtg |
|--------------------------|------------|-----------------|-----------|-----------|------------|----------|----------|--------------|
| 1. Chris Chandler | at Cin | 9/24/95 | 26 | 23 | 352 | 4 | 0 | 158.3 |
| 2. Marcus Mariota | GB | 11/13/16 | 26 | 19 | 295 | 4 | 0 | 149.8 |
| 3. Marcus Mariota | Jax | 10/27/16 | 22 | 18 | 270 | 2 | 0 | 148.1 |
| 4. Marcus Mariota | at Hou | 11/26/18 | 23 | 22 | 303 | 2 | 0 | 147.7 |
| 5. Steve McNair | Hou | 10/12/03 | 27 | 18 | 421 | 3 | 0 | 146.8 |
| 6. Warren Moon | at Cle | 11/18/90 | 32 | 24 | 322 | 5 | 0 | 146.1 |
| 7. Ryan Tannehill | Det | 12/20/20 | 27 | 21 | 273 | 3 | 0 | 145.8 |
| 8. Ryan Tannehill | Jax | 9/20/20 | 24 | 18 | 239 | 4 | 0 | 145.7 |
| 9. Warren Moon | Buf | 11/26/90 | 22 | 16 | 300 | 2 | 0 | 145.1 |
| 10. Chris Chandler | Den | 11/26/95 | 26 | 18 | 280 | 3 | 0 | 143.1 |



LEADING VETERAN QBS ON NEW TEAMS

In 2019, **Ryan Tannehill** set a new standard for veteran quarterbacks in their first year with a new team. Tannehill, who was acquired in a trade after seven years with the Miami Dolphins, had a passer rating of 117.5. No quarterback has ever finished with a passer rating that high in his first season with a new team after playing at least one year with another team.

Brett Favre held the distinction until 2019. In 2009, Favre's 107.2 passer rating with the Minnesota Vikings became the best figure in league annals by a veteran in his first campaign with a new club.

Highest passer rating in a veteran's first season with a new team (through 2019):

| Player | Season | New Team | Former Team | Rating |
|--------------------------|-------------|------------------|--------------|--------------|
| 1. Ryan Tannehill | 2019 | Tennessee | Miami | 117.5 |
| 2. Brett Favre | 2009 | Minnesota | N.Y. Jets | 107.2 |
| 3. Peyton Manning | 2012 | Denver | Indianapolis | 105.8 |
| 4. Vinny Testaverde | 1998 | N.Y. Jets | Baltimore | 101.6 |
| 5. Kirk Cousins | 2018 | Minnesota | Washington | 99.7 |
| 6. Tyrod Taylor | 2015 | Buffalo | Baltimore | 99.4 |
| 7. Sam Bradford | 2016 | Minnesota | Philadelphia | 99.3 |
| 8. Len Dawson | 1962 | Dallas Texans | Cleveland | 98.3 |
| Case Keenum | 2017 | Minnesota | L.A. Rams | 98.3 |
| 10. Brian Griese | 2004 | Tampa Bay | Miami | 97.5 |

SINGLE-SEASON NFL LEADERS

Ryan Tannehill established the fourth-highest single-season passer rating in NFL history in 2019. His 117.5 passer rating is surpassed in league annals by only **Aaron Rodgers'** 122.5 passer rating in 2011, **Peyton Manning's** 121.1 in 2004 and **Nick Foles'** 119.2 in 2013.

Meanwhile, his 9.6-yard passing average tied for eighth in NFL annals.

NFL all-time single-season passer rating leaders (through 2019):

| Player | Team | Season | Rating |
|--------------------------|-------------------------|-------------|--------------|
| 1. Aaron Rodgers | Green Bay Packers | 2011 | 122.5 |
| 2. Peyton Manning | Indianapolis Colts | 2004 | 121.1 |
| 3. Nick Foles | Philadelphia Eagles | 2013 | 119.2 |
| 4. Ryan Tannehill | Tennessee Titans | 2019 | 117.5 |
| 5. Tom Brady | New England Patriots | 2007 | 117.2 |
| 6. Matt Ryan | Atlanta Falcons | 2016 | 117.1 |
| 7. Drew Brees | New Orleans Saints | 2019 | 116.3 |
| 8. Drew Brees | New Orleans Saints | 2018 | 115.7 |
| 9. Peyton Manning | Denver Broncos | 2013 | 115.1 |
| 10. Patrick Mahomes | Kansas City Chiefs | 2018 | 113.8 |

NFL all-time single-season passing average leaders (through 2019):

| Player | Team | Season | Yds/Att |
|-----------------------|-------------------------|-------------|------------|
| 1. Sid Luckman | Chicago Bears | 1943 | 10.9 |
| 2. Otto Graham | Cleveland Browns | 1953 | 10.6 |
| 3. Otto Graham | Cleveland Browns | 1947 | 10.2 |
| 4. Norm Van Brocklin | Los Angeles Rams | 1954 | 10.1 |
| 5. Ed Brown | Chicago Bears | 1956 | 9.9 |
| Kurt Warner | St. Louis Rams | 2000 | 9.9 |
| 7. Otto Graham | Cleveland Browns | 1949 | 9.8 |
| 8. Chris Chandler | Atlanta Falcons | 1998 | 9.6 |
| Ryan Fitzpatrick | Tampa Bay Buccaneers | 2018 | 9.6 |
| Ryan Tannehill | Tennessee Titans | 2019 | 9.6 |

2019 NFL PASSING LEADERS

Ryan Tannehill led the NFL in 2019 with a 117.5 passer rating and a 9.6-yard passing average. He also placed third in completion percentage (70.3) and second in touchdown percentage (7.7).

Tannehill became the organization's only quarterback other than **Steve McNair** in 2003 to lead the NFL in passer rating. New Orleans' **Drew Brees** finished in second place behind Tannehill with a 116.3 passer rating.

Highest passer rating in 2019 (qualifiers only):

| Player | Team | Passer Rating |
|--------------------------|-------------------------|---------------|
| 1. Ryan Tannehill | Tennessee Titans | 117.5 |
| 2. Drew Brees | New Orleans Saints | 116.3 |
| 3. Lamar Jackson | Baltimore Ravens | 113.3 |
| 4. Kirk Cousins | Minnesota Vikings | 107.4 |
| 5. Russell Wilson | Seattle Seahawks | 106.3 |
| 6. Matthew Stafford | Detroit Lions | 106.0 |
| 7. Patrick Mahomes | Kansas City Chiefs | 105.3 |
| 8. Jimmy Garoppolo | San Francisco 49ers | 102.0 |
| 9. Derek Carr | Oakland Raiders | 100.8 |
| 10. Dak Prescott | Dallas Cowboys | 99.7 |

Highest completion percentage in 2019 (qualifiers only):

| Player | Team | Comp. Pct. |
|--------------------------|-------------------------|-------------|
| 1. Drew Brees | New Orleans Saints | 74.3 |
| 2. Derek Carr | Oakland Raiders | 70.4 |
| 3. Ryan Tannehill | Tennessee Titans | 70.3 |
| 4. Kirk Cousins | Minnesota Vikings | 69.1 |
| Jimmy Garoppolo | San Francisco 49ers | 69.1 |
| 6. Deshaun Watson | Houston Texans | 67.3 |
| 7. Matt Ryan | Atlanta Falcons | 66.2 |
| 8. Russell Wilson | Seattle Seahawks | 66.1 |
| Lamar Jackson | Baltimore Ravens | 66.1 |
| 10. Philip Rivers | Los Angeles Chargers | 66.0 |

Highest passing average in 2019 (yards per attempt; qualifiers only):

| Player | Team | Yards/Att. |
|--------------------------|-------------------------|------------|
| 1. Ryan Tannehill | Tennessee Titans | 9.6 |
| 2. Matthew Stafford | Detroit Lions | 8.6 |
| 3. Jimmy Garoppolo | San Francisco 49ers | 8.4 |
| 4. Patrick Mahomes | Kansas City Chiefs | 8.3 |
| 5. Dak Prescott | Dallas Cowboys | 8.2 |
| Jameis Winston | Tampa Bay Buccaneers | 8.2 |
| 7. Kirk Cousins | Minnesota Vikings | 8.1 |
| 8. Russell Wilson | Seattle Seahawks | 8.0 |
| 9. Derek Carr | Oakland Raiders | 7.9 |
| Drew Brees | New Orleans Saints | 7.9 |

Highest touchdown percentage in 2019 (qualifiers only):

| Player | Team | TD Pct. |
|--------------------------|-------------------------|------------|
| 1. Lamar Jackson | Baltimore Ravens | 9.0 |
| 2. Ryan Tannehill | Tennessee Titans | 7.7 |
| 3. Drew Brees | New Orleans Saints | 7.1 |
| 4. Matthew Stafford | Detroit Lions | 6.5 |
| 5. Russell Wilson | Seattle Seahawks | 6.0 |
| 6. Kirk Cousins | Minnesota Vikings | 5.9 |
| 7. Jimmy Garoppolo | San Francisco 49ers | 5.7 |
| 8. Patrick Mahomes | Kansas City Chiefs | 5.4 |
| 9. Jameis Winston | Tampa Bay Buccaneers | 5.3 |
| Deshaun Watson | Houston Texans | 5.3 |

GAMES WITH A 130 PASSER RATING

During the 2019 campaign, **Ryan Tannehill** produced a streak of four consecutive games with a passer rating greater than 130. The run included a 133.9 passer rating against the Kansas City Chiefs (Nov. 10), a 155.8 against the Jacksonville Jaguars (Nov. 24), a 131.2 at the Indianapolis Colts (Dec. 1) and a 140.4 at the Oakland Raiders (Dec. 8).

In franchise history, no quarterback prior to Tannehill had ever produced four consecutive starts with a passer rating of 130 or better (minimum 10 attempts per game). **Marcus Mariota** (2016) was the most recent of six Titans/Oilers signal callers to do so for three games before Tannehill.

Most consecutive games in a single season with a 130 passer rating, franchise history (minimum 10 attempts each game):

| Player | Dates | Games |
|--------------------------|-----------------------------|----------|
| 1. Ryan Tannehill | Nov. 10–Dec. 8, 2019 | 4 |
| 2. Marcus Mariota | Nov. 13–Nov. 27, 2016 | 3 |
| Ryan Fitzpatrick | Nov. 10–Nov. 24, 2013 | 3 |
| Steve McNair | Dec. 2–Dec. 16, 2001 | 3 |
| Warren Moon | Oct. 22–Nov. 5, 1989 | 3 |
| Dan Pastorini | Nov. 11–Nov. 22, 1979 | 3 |
| George Blanda | Dec. 3–Dec. 17, 1961 | 3 |

Tannehill joined **Russell Wilson** (2015) and **John Hadl** (1973) as the only players in NFL history to register four consecutive games with a minimum of 10 pass attempts and a passer rating of at least 130.

Most consecutive games in a single season with a 130 passer rating, NFL history (through 2019; minimum 10 attempts each game):

| Player | Team | Dates | Games |
|--------------------------|------------------|-----------------------------|----------|
| 1. Ryan Tannehill | Tennessee | Nov. 10–Dec. 8, 2019 | 4 |
| Russell Wilson | Seattle | Nov. 22–Dec. 13, 2015 | 4 |
| John Hadl | L.A. Rams | Sept. 16–Oct. 7, 1973 | 4 |
| 4. (several tied) | | | 3 |

Tannehill registered a total of six single-game passer ratings of 130 or greater in only 10 starts during the 2019 regular season. He tied Wilson with the most such performances in 2019 and also tied for the most by any NFL starting quarterback in any season since 1960. Green Bay's **Aaron Rodgers** (2011) and Dallas' **Tony Romo** (2014) are the only other quarterbacks to accomplish the feat.

In franchise history, former Oilers quarterback **Chris Chandler** previously had the most season games with a 130-plus passer rating, with four in 1995.

Most starts in a season by a quarterback with a passer rating of 130.0 or greater, 1960–2019:

| Player | Season | Team | Games |
|--------------------------|-------------|-------------------------|----------|
| 1. Ryan Tannehill | 2019 | Tennessee Titans | 6 |
| Russell Wilson | 2019 | Seattle Seahawks | 6 |
| Tony Romo | 2014 | Dallas Cowboys | 6 |
| Aaron Rodgers | 2011 | Green Bay Packers | 6 |
| 5. (seven tied) | | | 5 |

MOST TD PASSES IN A POSTSEASON

During the 2019 playoffs, **Ryan Tannehill** completed at least one touchdown pass in all three of the team's games and totaled five touchdown passes. Tannehill tied **Warren Moon's** 1991 franchise record for the most touchdown passes in a single postseason.

Most touchdown passes in a single postseason, franchise history:

| Player | Season | TD Passes |
|--------------------------|-------------|-----------|
| 1. Ryan Tannehill | 2019 | 5 |
| Warren Moon | 1991 | 5 |
| 3. Marcus Mariota | 2017 | 4 |
| Warren Moon | 1992 | 4 |
| Dan Pastorini | 1978 | 4 |
| 6. Steve McNair | 2002 | 3 |
| George Blanda | 1960 | 3 |

RYAN TANNEHILL'S GAME-WINNING DRIVES

In his NFL career, quarterback **Ryan Tannehill** has led 27 game-winning drives in the fourth quarter or overtime, including the regular season and postseason. That includes 14 total games with the Titans from 2019 to 2023.

Per the Elias Sports Bureau, a game-winning drive is defined as when a quarterback's team scores on an offensive possession to put the team ahead (whether tied or from behind) for good in the fourth quarter or overtime.

Ryan Tannehill's game-winning drives:

| Date/Opp. | Largest 4th Qtr Deficit/Tie | Score, Start of Drive | Drive Start | Tannehill's Drive Stats (Att-Cmp-Yds, TD, Rushing) | Drive Totals | Drive End | Game-Winning Scoring Play | Final Score |
|-------------------------|-----------------------------|-----------------------|--------------|--|--------------|-----------|---|-------------|
| Dolphins Career: | | | | | | | | |
| 11/25/12 at Sea | 14-21 | 21-21 | 1:32 | 4-3-51, 0 TD, 1 rush for 15 yds | 7-65-1:32 | 0:00 | D. Carpenter 43-yard FG | 24-21 |
| 9/22/13 vs. Atl | 20-23 | 20-23 | 4:46 | 12-9-69, 1 TD, 0 rushes | 13-75-4:08 | 0:38 | Tannehill 1-yard pass to D. Sims | 27-23 |
| 12/8/13 at Pit | 24-28 | 24-28 | 4:31 | 3-3-25, 1 TD, 0 rushes | 4-80-1:38 | 2:53 | Tannehill 12-yard pass to C. Clay | 34-28 |
| 12/15/13 vs. NE | 17-20 | 17-20 | 4:07 | 8-6-66, 1 TD, 0 rushes | 9-60-2:52 | 1:15 | Tannehill 14-yard pass to M. Thigpen | 24-20 |
| 12/1/14 at NYJ | 6-13 | 13-13 | 5:42 | 5-4-43, 0 TD, 0 rushes | 9-57-3:45 | 1:57 | C. Sturgis 26-yard FG | 16-13 |
| 11/15/15 at Phi | 13-16 | 13-16 | 3:09 (3rd Q) | 3-3-62, 1 TD, 0 rushes | 7-87-3:14 | 14:55 | Tannehill 4-yard pass to J. Landry | 20-19 |
| 1/3/16 vs. NE | 10-10 | 10-10 | 9:50 | 4-4-77, 1 TD, 0 rushes | 6-82-2:52 | 6:58 | Tannehill 2-yard pass to J. Cameron | 20-10 |
| 9/25/16 vs. Cle | 24-24 | 24-24 | 9:39 (OT) | 1-1-32, 0 TD, 0 rushes | 3-44-1:13 | 8:26 | J. Ajayi 11-yard run | 30-24 |
| 10/23/16 vs. Buf | 14-17 | 14-17 | 7:45 | 1-1-18, 0 TD, 0 rushes | 6-64-3:49 | 3:56 | D. Williams 12-yard run | 28-25 |
| 11/20/16 at LAR | 0-10 | 7-10 | 2:11 | 5-5-53, 1 TD, 0 rushes | 7-75-1:35 | 0:36 | Tannehill 9-yard pass to D. Parker | 14-10 |
| 9/23/18 vs. Oak | 14-17 | 14-17 | 8:06 | 0-0-0, 0 TD, 1 rush for 18 yds | 2-70-0:48 | 7:18 | A. Wilson end around 52-yard pass to J. Grant | 28-20 |
| 12/2/18 vs. Buf | 14-17 | 14-17 | 12:00 | 3-3-25, 1 TD, 0 rushes | 6-75-3:18 | 8:42 | Tannehill 13-yard pass to K. Stills | 21-17 |
| 12/9/18 vs. NE | 28-33 | 28-33 | 0:07 | 1-1-69, 1 TD, 0 rushes | 1-69-0:07 | 0:00 | K. Drake 69-yard pass play by R. Tannehill | 34-33 |
| Titans Career: | | | | | | | | |
| 10/20/19 vs. LAC | 10-10 | 10-10 | 5:20 (3rd Q) | 8-6-76, 1 TD, 1 rush for 2 yds | 14-85-7:09 | 13:11 | Tannehill 5-yard pass to T. Sharpe | 23-20 |
| 10/27/19 vs. TB | 20-23 | 20-23 | 13:49 | 11-9-85, 1 TD, 0 rushes | 12-90-6:54 | 6:55 | Tannehill 8-yard pass to A. Brown | 27-23 |
| 11/10/19 vs. KC | 20-29 | 27-32 | 1:21 | 3-2-43, 1 TD, 1 rush for 18 yds | 4-61-0:58 | 14:37 | Tannehill 23-yard pass to A. Humphries | 35-32 |
| 9/14/20 at Den | 13-14 | 13-14 | 3:05 | 7-5-40, 0 TD, 0 rushes | 12-83-2:48 | 0:17 | Gostkowski 25-yard FG | 16-14 |
| 9/20/20 vs. Jax | 30-30 | 30-30 | 3:29 | 4-2-10, 0 TD, 0 rushes | 8-29-1:53 | 1:36 | Gostkowski 49-yard FG | 33-30 |
| 9/27/20 at Min | 25-30 | 28-30 | 3:42 | 5-4-34, 0 TD, 0 rushes | 9-44-1:58 | 1:44 | Gostkowski 55-yard FG | 31-30 |
| 10/18/20 vs. Hou | 29-36 | 36-36 | 10:00 (OT) | 2-2-55, 0 TD, 0 rushes | 6-82-3:30 | 6:30 | Henry 5-yard run | 42-36 |
| 11/22/20 at Bal | 13-21 | 24-24 | 7:58 (OT) | 3-3-36, 0 TD, 0 rushes | 6-73-2:37 | 5:21 | Henry 29-yard run | 30-24 |
| 1/3/21 at Hou | 31-35 | 38-38 | 0:18 | 1-1-52, 0 TD, 0 rushes | 3-56-0:18 | 0:00 | Sloman 37-yard FG | 41-38 |
| 9/19/21 at Sea | 16-30 | 30-30 | 7:19 (OT) | 0-0-0, 0 TD, 0 rushes | 5-21-2:34 | 4:45 | Bullock 36-yard FG | 33-30 |
| 10/18/21 vs. Buf | 24-31 | 27-31 | 8:01 | 5-5-58, 0 TD, 0 rushes | 8-70-4:56 | 3:05 | Henry 13-yard run | 34-31 |
| 10/31/21 at Ind | 21-24 | 31-31 | 5:48 (OT) | 1-2-13, 0 TD, 0 rushes | 4-5-1:45 | 4:03 | Bullock 44-yard FG | 34-31 |
| 12/23/21 vs. SF | 17-17 | 17-17 | 2:16 | 2-2-10, 0 TD, 2 rushes for 22 yds | 8-49-2:16 | 0:04 | Bullock 44-yard FG | 20-17 |
| 9/17/23 vs. LAC | 27-24 | 24-24 | 9:32 (OT) | 2-2-20, 0 TD, 0 rushes | 8-38-4:30 | 5:02 | Folk 41-yard FG | 27-24 |

GAME-WINNING DRIVES FROM 2019-2023

Since the time **Ryan Tannehill** joined the Titans in 2019, he has directed 14 total game-winning drives. Only Raiders quarterback **Derek Carr** (14), Vikings quarterback **Kirk Cousins** and Broncos quarterback **Russell Wilson** have more in that time period.

In 2023, Tannehill has been credited with one game-winning drive: against the Los Angeles Chargers (Sept. 17).

Per the Elias Sports Bureau, a game-winning drive is defined as when a quarterback's team scores on an offensive possession to put the team ahead (whether tied or from behind) for good in the fourth quarter or overtime.

Quarterbacks with the most game-winning drives from 2019 to 2023 (regular season):

| Player | GW Drives |
|--------------------------|-----------|
| 1. Derek Carr | 18 |
| 2. Kirk Cousins | 16 |
| Russell Wilson | 16 |
| 4. Ryan Tannehill | 14 |
| Tom Brady | 14 |
| Justin Herbert | 14 |
| 7. Josh Allen | 13 |
| 8. Patrick Mahomes | 12 |
| 9. Aaron Rodgers | 11 |
| Ben Roethlisberger | 11 |
| Matthew Stafford | 11 |
| Jared Goff | 11 |

BAUGH, MONTANA & TANNEHILL

During the 2019 season, Titans quarterback **Ryan Tannehill** accomplished a statistical feat only reached previously by a pair of Pro Football Hall of Fame quarterbacks.

Tannehill's season statistics included a 70.3 completion percentage and an average of 9.6 yards per passing attempt.

In the history of the NFL, only two previous qualifying passers have enjoyed a season in which they completed at least 70.0 percent of their passes and averaged at least 9.0 yards per attempt: **Sammy Baugh** and **Joe Montana**.

Montana led the San Francisco 49ers to a Super Bowl XXIV title and won the NFL MVP award following a 1989 season in which he completed 70.2 percent of his passes (271 of 386) and averaged 9.1 yards per attempt (3,521 yards).

Baugh directed the Washington Redskins to the NFL Championship game in 1945, while completing 70.3 percent of his passes (128 of 182) and averaging 9.2 yards per attempt (1,669 yards).

Players in NFL history (through 2019) with a completion rate of at least 70.0 percent and a passing average of at least 9.0 yards per attempt (qualifiers only):

| Player | Team | Year | Comp % | Yards/Att |
|-----------------------|------------------|-------------|-------------|------------|
| Ryan Tannehill | Tennessee | 2019 | 70.3 | 9.6 |
| Joe Montana | San Francisco | 1989 | 70.2 | 9.1 |
| Sammy Baugh | Washington | 1945 | 70.3 | 9.2 |

#8 • QB WILL LEVIS

6-4, 229, Rookie, Kentucky
[Click for complete bio](#)



Quarterback **Will Levis** was selected by the Titans in the second round (33rd overall) of the 2023 NFL Draft. He was the fourth quarterback chosen in the draft after the Titans traded up in the second round to select him.

Prior to entering the NFL, Levis spent two seasons at the University of Kentucky after transferring from Penn State. In four combined college seasons, he appeared in 39 games with 26 starts. He completed 479 of his 738 passes (64.9 percent) for 5,876 yards with 46 touchdowns and 25 interceptions. He also rushed for 742 yards and 17 touchdowns.

At Kentucky, Levis went 17-7 as a starter, tying Terry Wilson for the second-most quarterback wins since 1993. The two-time team captain completed 418 of 636 passes for 5,233 yards with 43 passing touchdowns and 11 rushing scores for the Wildcats. His six 300-yard passing games were the fourth-most in school history.

As a senior in 2022, he started 11 games at quarterback and connected on 185 of 283 passes for 2,406 yards with 19 passing scores, while ranking fourth in the SEC in pass efficiency (151.9). He finished fifth in the SEC with 19 passing scores.

As a junior in 2021, he transferred from Penn State to Kentucky and started in all 13 games, helping to lead UK to 10 wins for the fourth time in school history. He totaled 3,203 yards total offense, becoming the seventh player in school history to reach 3,000 yards of total offense in a season. He was 233-of-353 passing for 2,826 yards and 24 touchdowns, and he also registered 107 rushes for 376 yards and a team-high tying nine rushing touchdowns.

He is a native of Madison, Conn.

2023 Game Notes:

➤ **Against Atlanta (10/29)**, recorded a start in the first game of his NFL career, becoming the 12th rookie starting quarterback in franchise history and the first since Malik Willis at Houston on Oct. 30, 2022. He completed 19 of 29 passes for 238 yards and four touchdowns without throwing an interception. His passer rating of 130.5 was the best in franchise history among qualifying players (minimum 20 attempts) in the first start of a rookie season. He became the fifth player in NFL history with a minimum 20 attempts and a passer rating of 130.0 or better in his first NFL game, joining San Francisco's Nick Mullens (151.9 vs. Oakland on Nov. 1, 2018),



Minnesota's Fran Tarkenton (148.6 vs. Chicago on Sept. 17, 1961), Washington's Robert Griffin III (139.9 at New Orleans on Sept. 9, 2012) and St. Louis' Marc Bulger (134.1 vs. Oakland on Oct. 13, 2002). Levis also became the third player to record four touchdown passes in his NFL debut, joining Tarkenton and the Titans' Marcus Mariota. He registered his first NFL touchdown pass in the first quarter on a 47-yard bomb to DeAndre Hopkins. He added touchdown passes to Hopkins of 16 yards in the second quarter and 61 yards in the third quarter. He also tossed a 33-yard touchdown pass to Nick Westbrook-Ikhine in the fourth quarter to join San Francisco's Brock Purdy (Oct. 8 vs. Dallas) and Miami's Tua Tagovailoa (Sept. 24 vs. Denver) as the NFL's only quarterbacks to date in 2023 to complete a touchdown pass in all four quarters of a game. Levis became the first Titans quarterback to accomplish the feat since at least the beginning of the 2000 season. Levis was the first Titans quarterback with four touchdown passes in a game since Ryan Tannehill at Houston on Jan. 9, 2022. He also rushed for 11 yards on seven attempts, including quarterback sneaks for first downs on each of his first two career rushing attempts. He was named the NFL Rookie of the Week for Week 8.

➤ **At Pittsburgh (11/2)**, registered his second career start, becoming the 11th rookie in franchise history with two starts at quarterback. Within the franchise's "Titans era" (1999–present), he joined Vince Young (2006), Zach Mettenberger (2014), Marcus Mariota (2015) and Malik Willis (2022) as the only two-game rookie starters at quarterback. On Thursday Night Football, he completed 22 of 39 passes for 262 yards with one interception and had seven completions of 20-plus yards. During a touchdown drive in the second quarter, he delivered a 23-yard pass to Nick Westbrook-Ikhine. In the final minute of the first half, he recorded completions of 24 and 21 yards to Kyle Philips on consecutive plays to help set up a field goal. In the fourth quarter, he completed a 21-yard pass to Treylon Burks from the team's own eight-yard line and added a 29-yard pass to Chris Moore. Levis directed at least one scoring drive in each of his first seven quarters after entering the starting lineup on Oct. 29 against Atlanta. The streak ended in the fourth quarter at Pittsburgh.

➤ **At Tampa Bay (11/12)**, became the eighth rookie quarterback in franchise history to start at least three games. He completed 19 of 39 passes for 199 yards with one interception. In the fourth quarter, he found Kyle Philips for gains of 23 and 29 yards. Among eight rookies in franchise history with at least three starts at quarterback, his 699 passing yards through his first three starts ranked third behind only Marcus Mariota's 833 yards (2015) and Zach Mettenberger's 741 yards (2014).

➤ **At Jacksonville (11/19)**, completed 13 of 17 passes for 158 yards with two touchdowns and no interceptions for a passer rating of 143.8. He became the fifth rookie quarterback in franchise history to start at least four games, joining Dan Pastorini (1971), Vince Young (2006), Zach Mettenberger (2014) and Marcus Mariota (2015). On the final play of the third quarter, he connected with DeAndre Hopkins on a 43-yard touchdown pass. In the fourth quarter, he tossed a two-yard touchdown pass to Jeffery Simmons. It gave him six touchdown passes through four games.

➤ **Against Carolina (11/26)**, completed 18 of 28 passes for 185 yards without throwing an interception (83.2 passer rating). He became the fifth rookie quarterback in franchise history to start at least five games, joining Dan Pastorini (1971), Vince Young (2006), Zach Mettenberger (2014) and Marcus Mariota (2015). In the first quarter, he delivered a 25-yard pass to Chig Okonkwo to set up a touchdown. In the fourth quarter, he found Chris Moore for a 22-yard connection. He also completed a pair of 19-yard strikes to DeAndre Hopkins.

Levis' 2023/Career Regular Season Passing Statistics:

| Year | G | GS | Att | Cmp | Pct | Yds | TD | Int | Lg | Sack | Rate |
|------|---|----|-----|-----|------|-------|----|-----|-----|------|------|
| 2023 | 5 | 5 | 152 | 91 | 59.9 | 1,042 | 6 | 2 | 61t | 13 | 88.2 |

Levis' Regular Season Single-Game Highs:

Attempts - 39 (Twice, last at Tampa Bay, 11/12/23)

Completions - 22 at Pittsburgh (11/2/23)

Passing Yards - 262 at Pittsburgh (11/2/23)

Touchdown Passes - 4 vs. Atlanta (10/29/23)

Long Completion - 61t vs. Atlanta (10/29/23)

Completion Percentage - 65.5 vs. Atlanta (10/29/23)

Levis' College Passing Statistics:

| Year | Team | G | GS | Att | Cmp | Pct | Yds | Yd/Att | TD | INT | Lg |
|-----------------------|----------|-----------|-----------|------------|------------|-------------|--------------|-------------|-----------|-----------|-----------|
| 2019 | Penn St | 7 | 1 | 47 | 28 | 59.6 | 223 | 4.74 | 2 | 2 | 44t |
| 2020 | Penn St | 8 | 1 | 55 | 33 | 60.0 | 421 | 7.65 | 1 | 0 | 74 |
| 2021 | Kentucky | 13 | 13 | 353 | 233 | 66.0 | 2,826 | 8.01 | 24 | 13 | 79 |
| 2022 | Kentucky | 11 | 11 | 283 | 185 | 65.4 | 2,406 | 8.50 | 19 | 10 | 70t |
| College Totals | | 39 | 26 | 738 | 479 | 64.9 | 5,876 | 7.96 | 46 | 25 | 79 |

MORE TITANS QUARTERBACKS

7 - QB MALIK WILLIS

6-1, 219, 2nd Year, Liberty

- Malik Willis was selected by the Titans in the third round (86th overall) of the 2022 NFL Draft.
- In 2022, he appeared in eight games with three starts as a rookie. He completed 31 of 61 passes for 276 yards with three interceptions and also rushed for 123 yards and a touchdown.
- He was the third quarterback drafted in 2022 after the Titans traded up four spots in the third round to select him.



- Willis spent three total years at Liberty, including a 2019 redshirt campaign, after transferring from Auburn. In four total seasons, he registered 38 games played with 23 starts, completing 388 of 618 passes for 5,186 yards and 48 touchdowns with 18 interceptions. He also rushed for 2,131 yards and 29 touchdowns on 366 career rushing attempts.

- During his two seasons as Liberty's starting signal caller, he directed the Flames to a 17-6 record in 23 starts, including two bowl victories. During those two seasons he led the FBS with 74 total passing (47) and rushing (27) touchdowns.

- In his final season at Liberty in 2021, Willis led the Flames to an 8-5 record and a bowl win. He completed 207 of 339 passes for 2,857 yards and 27 touchdowns to go along with 197 rushing attempts for 878 yards and 13 touchdowns.

- Willis was named the 2021 Bobby Bowden Trophy winner. The award is presented annually to "a college football player who epitomizes a student-athlete of faith and conducts himself as an exemplary model in the classroom, on the field, on the campus and in the community."

- As a junior in 2020, he started all 10 games in which he played in his first season as Liberty's quarterback after sitting out 2019 due to transfer rules. He won each of his first seven career starts and completed 170 of 265 passes for 2,260 yards, 20 touchdowns and six interceptions during the season. He added 141 rushing attempts for 944 yards and 14 touchdowns, leading all FBS quarterbacks in rushing yards and touchdowns.

- He is a native of Atlanta, Ga.

2023 Game Notes:

- **Against Baltimore (10/15)**, entered the game with 12:49 on the clock in the fourth quarter and completed four of his five passes for 74 yards, including a 48-yard completion to Tyjae Spears. He added 17 rushing yards on three attempts.
- **Against Atlanta (10/29)**, rushed for four yards on two attempts.




TITANS RUNNING BACKS

| No. | Name | Ht | Wt | Exp | College |
|-----|-----------------------|------|-----|-----|--------------|
| 36 | Chestnut, Julius (IR) | 5-11 | 228 | 2 | Sacred Heart |
| 25 | Haskins, Hassan (IR) | 6-2 | 228 | 2 | Michigan |
| 22 | Henry, Derrick | 6-3 | 247 | 8 | Alabama |
| 32 | Spears, Tyjae | 5-11 | 195 | R | Tulane |

#22 • RB DERRICK HENRY

6-3, 247, 8th Year, Alabama

[Click for complete bio](#)



Running back **Derrick Henry** is in his eighth NFL season in 2023. He was selected by the Titans with the 45th overall pick in the second round of the 2016 NFL Draft.

From the time he entered the NFL in 2016 through 2022, Henry rushed for 8,335 yards and 78 yards on 1,750 attempts. No NFL player rushed for more yards or touchdowns than he did during that timespan.

Henry's 78 career rushing touchdowns and 81 total touchdowns (three receiving) at the conclusion of the 2022 campaign were the most in franchise history. He also finished the season third in career rushing yards behind only **Eddie George** (10,009) and **Earl Campbell** (8,574).

Henry tallied 34 100-yard rushing games from 2016 to 2022 (regular season), which ranks fourth in team annals behind Campbell (39), George (36) and **Chris Johnson** (35). Additionally, Henry has authored three career postseason performances with 100-plus rushing yards. Henry's six career 200-yard rushing games are tied with **O.J. Simpson** and **Adrian Peterson** for the most in NFL history, and his six career games with at least 200 rushing yards and at least two rushing touchdowns are the most.

Henry was named to his third Pro Bowl in 2022 after finishing the season with 1,538 yards and 13 touchdowns on 349 rushing attempts (4.4 avg.). He finished second in the NFL in rushing yards behind Las Vegas Raiders tailback **Josh Jacobs** (1,653). His yardage total was the third-best of his career and ranked sixth in franchise history. With a career-high 398 receiving yards, his 1,936 scrimmage yards ranked fifth in franchise history and was the second-best number of his career (2,141 in 2020). His nine 100-yard rushing games ranked fifth in franchise history.

In 2021, Henry's season was affected by a foot injury that caused him to be placed on injured reserve for the final nine games of the regular season. Prior to the injury, he was leading the NFL with 937 rushing yards and 10 rushing touchdowns, numbers that still ranked ninth and tied for sixth, respectively, at the conclusion of the regular season. He returned to start in the team's divisional playoff contest and rushed for 62 yards and one score.

Henry was honored in 2021 with his first career nomination for the NFL's Walter Payton Man of the Year Award.

In 2020, Henry was named the Associated Press NFL Offensive Player of the Year after an historic campaign in which he totaled 378 rushing attempts for 2,027 yards and 17 touchdowns. His rushing yardage total established a new franchise record and led the NFL. As the eighth player in NFL annals to hit the 2,000-yard mark, his 2,027 yards finished fifth on the all-time single-season rushing charts. He was recognized with his second consecutive Pro Bowl, named first-team Associated Press All-Pro, and won the FedEx Ground Player of the Year Award for the second consecutive year.

Henry was a first-time team captain in 2020. He started all 16 regular season games for the first time and became the first player since Tomlinson (2006-07) to lead the NFL in rushing yards in consecutive years. He was the first player in more than 50 years to lead the league in rushing yards, attempts and rushing touchdowns in consecutive seasons and the fifth player ever to do so. The most recent prior to him was Cleveland's **Leroy Kelly** from 1967 to 1968.

Henry's 17 rushing touchdowns in 2020 set a career high and finished



as the second-best total in franchise history behind Campbell's 19 rushing touchdowns in 1979.

In 2019, Henry was named to his first Pro Bowl and added second-team Associated Press All-Pro honors after leading the NFL in rushing. In 15 games, he totaled 1,540 yards on 303 carries (5.1 avg.), joining **Billy Cannon** (AFL, 1961), Campbell (1978-80) and Johnson (2009) as the only running backs in franchise history to lead their respective leagues in rushing. At the time, Henry's single-season total ranked fourth in franchise annals behind Johnson's 2009 total (2,006) and Campbell's 1979 (1,697) and 1980 (1,934) performances.

With 16 rushing touchdowns in 2019, Henry tied for the NFL lead (**Aaron Jones**). Adding his two receiving touchdowns, his 18 total touchdowns were third in the NFL and tied for second in franchise annals (19 by Campbell in 1979; 18 by **Bill Groman** in 1961).

Henry's performance late in the 2019 season was instrumental in the team's run to the AFC championship game. Over the final six games of the regular season plus three playoff appearances, Henry registered seven 100-yard games. During a three-game stretch (Dec. 29 at Houston, Jan. 4 at New England and Jan. 11 at Baltimore), he became the first player in NFL history to rush for at least 180 yards in three consecutive regular season and/or postseason games.

Henry authored his first career 1,000-yard season in 2018 and the 28th 1,000-yard rushing season in franchise history, totaling 1,059 yards and 12 touchdowns on 215 carries—all then-career highs.

His 2018 rushing yardage ranked second in the AFC to **Joe Mixon's** 1,168 yards, and he finished seventh in the NFL. Henry's 12 rushing touchdowns tied **James Connor** for third place in the NFL behind **Todd Gurley** (17) and **Alvin Kamara** (14).

Henry was named AFC Offensive Player of the Month for December 2018. His 625 rushing yards in the month were the most by any NFL player in any month during the season.

Against the Jacksonville Jaguars on Dec. 6, 2018, Henry recorded one of the greatest single games in franchise history in front of a national primetime television audience. He broke Johnson's single-game franchise record (228) with 238 rushing yards, including a 99-yard touchdown run—one of his four touchdowns in the contest. He joined **Tony Dorsett** as the only two players in NFL history to rush for a 99-yard score.

In 2017, Henry shared time in the Titans backfield with **DeMarco Murray**. Henry led the team with 744 rushing yards on 176 carries, and he added 11 receptions for 136 yards and a touchdown. His five rushing touchdowns tied for second on the club.

As a rookie in 2016, Henry played in 15 games with one start, splitting reps in the backfield with Murray. He carried the ball 110 times for 490 yards and five touchdowns and added 137 yards on 13 receptions. Henry became the third rookie for the franchise in the "Titans era" to score at least five touchdowns in a season, joining **Vince Young** (seven rushing touchdowns in 2006) and Johnson (nine rushing and one receiving in 2008).

The Heisman Trophy winner played three seasons (2013–2015) at the University of Alabama, where he set numerous school and SEC records while helping his team win a National Championship in 2015. He played in 39

games and totaled 602 carries for 3,591 yards and 42 rushing touchdowns and added 285 yards on 17 career receptions with three receiving scores. During Alabama's victory over Clemson in the 2016 College Football Playoff National Championship, he broke **Shaun Alexander's** record for most career rushing yards in Alabama history.

In his final collegiate season, Henry rushed for an Alabama and Southeastern Conference record 2,219 yards, which led the nation and ranked fifth in FBS history. He recorded 100-yard rushing games 10 times and had four 200-yard games during the season. His 28 rushing touchdowns were a national best and an SEC record, snapping **Tim Tebow** and **Tre Mason's** old mark of 23. In addition to the Heisman, he also won the Doak Walker Award, Walter Camp Award and Maxwell Award, among a multitude of other honors.

Henry is a native of Yulee, Fla.

2023 Game Notes:

➤ **At New Orleans (9/10)**, led the team with 119 scrimmage yards, including 63 rushing yards on 15 carries and 56 receiving yards on a pair of catches. He registered his 43rd career game with at least 100 scrimmage yards. His 18-yard run in the first quarter helped set up a Titans field goal. In the second quarter, he took a screen pass 46 yards to record the fifth-longest reception of his career.

➤ **Against the Los Angeles Chargers (9/17)**, led the team with 95 scrimmage yards, including a team-high 80 rushing yards on 25 attempts and three receptions for 15 yards. It was the 36th regular-season game of his career with a minimum of 80 rushing yards and a rushing touchdown. He scored his first touchdown of the season and the 79th rushing touchdown of his career on a one-yard plunge in the second quarter.

➤ **At Cleveland (9/24)**, rushed for 20 yards on 11 attempts.

➤ **Against Cincinnati (10/1)**, totaled 122 rushing yards and one touchdown on 22 carries (5.5 avg.) and added one reception for 11 yards. He also completed a two-yard touchdown pass. Early in the third quarter, he moved past Earl Campbell (8,574 rushing yards with the franchise) for second place on the franchise's all-time rushing list behind only Eddie George (10,009). In the second quarter, he rushed for a 29-yard touchdown to give him a franchise-best 80 career rushing touchdowns. He became the seventh NFL player in the Super Bowl era (1966–present) to reach 8,000 rushing yards and 80 rushing touchdowns within his first eight seasons, joining Eric Dickerson, Barry Sanders, Emmitt Smith, Shaun Alexander, LaDainian Tomlinson and Adrian Peterson. Henry took a shotgun snap and completed a two-yard touchdown pass to tight end Josh Whyle with 10 seconds remaining in the first half. It was Henry's third career touchdown pass in the regular season in addition to one in the postseason. He became the sixth running back in NFL history to rush for at least one touchdown and pass for at least one touchdown in multiple games during his career (at Green Bay on Nov. 17, 2022), joining Tomlinson (five games), Chuck Muncie (three), Walter Payton (three), Jerome Bettis (two) and Clinton Portis (two). His 38th career 100-yard rushing game, including regular season (35) and playoffs (three), tied Eddie George (38 total) for the second-most such games in franchise history, trailing only Earl Campbell (40). His 35th 100-yard rushing performance in the regular season tied Chris Johnson's mark for the third-most in franchise history, behind only Campbell (39) and George (36).

➤ **At Indianapolis (10/8)**, led the offense with 43 rushing yards on 13 carries and added three receptions for 19 yards. In the first half, he moved into second place in franchise history in career scrimmage yards, surpassing Chris Johnson's career total (9,968). Henry finished the game with 10,008 career scrimmage yards, second only to Eddie George (12,153) in franchise annals.

➤ **Against Baltimore (10/15)**, led the team with 97 yards on 12 rushing attempts, including a touchdown. He added 16 yards on a pair of receptions to account for 113 scrimmage yards. In the third quarter, he took a shotgun snap and raced 64 yards to set up a field goal. It was his ninth career rushing attempt of 60-plus yards, the highest total in the NFL since 2016. He also scored on a 15-yard run in the third quarter. His 81st career rushing touchdown matched Otis Anderson and Frank Gore for the 19th-highest total in NFL history.

➤ **Against Atlanta (10/29)**, led the team with 101 rushing yards on 22 carries (4.6 avg.) and added four receptions for 21 yards. He registered his 39th total 100-yard rushing game, including regular season (36) and playoffs (three). He surpassed Eddie George (38 total) for the second-most such games in franchise history, trailing only Earl Campbell (40). His 36th such regular-season game eclipsed Chris Johnson's mark (35) and tied George (36) for the second-most in franchise history, behind only Campbell (39). He logged his fourth game of 2023 (46th career game) with at least 100 scrimmage yards.

➤ **At Pittsburgh (11/2)**, led the team with 75 rushing yards and one

touchdown on 17 carries. He added three receptions for 27 yards to give him 102 total scrimmage yards. In the second quarter, he scored on a two-yard run for his 82nd career rushing touchdown, tying Corey Dillon for the 18th highest total in NFL history. He tallied his third consecutive game with 100 or more scrimmage yards and his 47th career game (regular season) with 100-plus scrimmage yards. In doing so, he surpassed Chris Johnson (46) for the second-most 100-yard scrimmage games in franchise history behind only Eddie George (54). He caught a screen pass for a 23-yard gain in the third quarter.

- **At Tampa Bay (11/12)**, led the team with 24 rushing yards on 11 attempts.
- **At Jacksonville (11/19)**, tied for the team lead with 38 rushing yards on 10 attempts. He added one reception for six yards. In the fourth quarter, he helped set up a Titans touchdown with a 16-yard rushing attempt.
- **Against Carolina (11/26)**, led the team with 76 yards and two touchdowns on 18 attempts. He reached the end zone on a one-yard rushing attempt in the first quarter and scored his second touchdown of the game and his sixth rushing touchdown of the season on a 10-yard run in the second quarter. With his 83rd and 84th career rushing touchdowns, he surpassed Corey Dillon (82) and Jim Taylor (83) for the 17th highest total in NFL history. In the first quarter, he moved past the 9,000-yard career rushing mark to become the 38th player in NFL history to reach the plateau. He also became the eighth player in NFL history to reach 9,000 rushing yards and 80 rushing touchdowns before celebrating his 30th birthday, joining Adrian Peterson, Barry Sanders, Emmitt Smith, Jim Brown, LaDainian Tomlinson, Eric Dickerson and Marshall Faulk. It was his 21st career game with at least two rushing touchdowns, equaling Barry Sanders and Marshall Faulk for the 11th-highest total by a player since the 1970 NFL-AFL merger. He joined Marshall Faulk, LaDainian Tomlinson, Eddie George and Ricky Watters as the only NFL players in the Super Bowl era (since 1966) with at least five rushing touchdowns in each of their first eight career seasons.

Henry's Career Regular Season Statistics:

| Year | GP | GS | Att | Yds | Avg | Lg | TD | Rec | Yds | Avg | Lg | TD |
|---------------|------------|-----------|--------------|--------------|------------|------------|-----------|------------|--------------|------------|------------|----------|
| 2016 | 15 | 2 | 110 | 490 | 4.5 | 22 | 5 | 13 | 137 | 10.5 | 29 | 0 |
| 2017 | 16 | 2 | 176 | 744 | 4.2 | 75t | 5 | 11 | 136 | 12.4 | 66t | 1 |
| 2018 | 16 | 12 | 215 | 1,059 | 4.9 | 99t | 12 | 15 | 99 | 6.6 | 21 | 0 |
| 2019 | 15 | 15 | 303 | 1,540 | 5.1 | 74t | 16 | 18 | 206 | 11.4 | 75t | 2 |
| 2020 | 16 | 16 | 378 | 2,027 | 5.4 | 94t | 17 | 19 | 114 | 6.0 | 53 | 0 |
| 2021 | 8 | 8 | 219 | 937 | 4.3 | 76t | 10 | 18 | 154 | 8.6 | 16 | 0 |
| 2022 | 16 | 16 | 349 | 1,538 | 4.4 | 56 | 13 | 33 | 398 | 12.1 | 69 | 0 |
| 2023 | 11 | 11 | 176 | 739 | 4.2 | 63 | 6 | 21 | 167 | 8.0 | 46 | 0 |
| Totals | 113 | 82 | 1,926 | 9,074 | 4.7 | 99t | 84 | 148 | 1,411 | 9.5 | 75t | 3 |

Henry's Career Postseason Statistics:

| Year | GP | GS | Att | Yds | Avg | Lg | TD | Rec | Yds | Avg | Lg | TD |
|---------------|----------|----------|------------|------------|------------|-----------|----------|-----------|-----------|------------|-----------|----------|
| 2017 | 2 | 2 | 35 | 184 | 5.3 | 35t | 1 | 5 | 56 | 11.2 | 29 | 0 |
| 2019 | 3 | 3 | 83 | 446 | 5.4 | 66 | 2 | 5 | 21 | 4.2 | 22 | 0 |
| 2020 | 1 | 1 | 18 | 40 | 2.2 | 8 | 0 | 3 | 11 | 3.7 | 7 | 0 |
| 2021 | 1 | 1 | 20 | 62 | 3.1 | 9 | 1 | 0 | 0 | - | - | 0 |
| Totals | 7 | 7 | 156 | 732 | 4.7 | 66 | 4 | 13 | 88 | 6.8 | 29 | 0 |

Henry's Regular Season Single-Game Highs:

- Rushing Attempts** - 35 at Seattle (9/19/21)
- Rushing Yards** - 250 at Houston (1/3/21)
- Long Rush** - 99t vs. Jacksonville (12/6/18)
- Rushing Touchdowns** - 4 vs. Jacksonville (12/6/18)
- Receptions** - 6 at Seattle (9/19/21)
- Receiving Yards** - 79 vs. Cincinnati (11/27/22)
- Long Reception** - 75t at Cleveland (9/8/19)
- Receiving Touchdowns** - 1 (Three times, last at Carolina, 11/3/19)

Henry's Playoff Single-Game Highs:

- Rushing Attempts** - 34 at New England (1/4/20)
- Rushing Yards** - 195 at Baltimore (1/11/20)
- Long Rush** - 66 at Baltimore (1/11/20)
- Rushing Touchdowns** - 1 (Four times, last vs. Cincinnati, 1/22/22)
- Receptions** - 3 (Twice, last vs. Baltimore, 1/10/21)
- Receiving Yards** - 35 at Kansas City (1/6/18)
- Long Reception** - 29 at Kansas City (1/6/18)
- Receiving Touchdowns** - (none)

FRANCHISE ALL-TIME LEADERS

On Oct. 1, 2023, **Derrick Henry** passed **Earl Campbell** (8,574) for second place on the franchise's all-time rushing list. He trails only **Eddie George** (10,009) in franchise annals. On Dec. 11, 2022, Henry passed **Chris Johnson** (7,965 career rushing yards) for third place on the list.

Franchise all-time rushing leaders:

| Player | Seasons | Rushing Yards |
|-------------------------|------------------|---------------|
| 1. Eddie George | 1996–2003 | 10,009 |
| 2. Derrick Henry | 2016–2023 | 9,074 |
| 3. Earl Campbell | 1978–1984 | 8,574 |
| 4. Chris Johnson | 2008–2013 | 7,965 |
| 5. Lorenzo White | 1988–1994 | 4,079 |
| 6. Hoyle Granger | 1966–1970, 1972 | 3,514 |
| 7. Steve McNair (QB) | 1995–2005 | 3,439 |
| 8. Mike Rozier | 1985–1990 | 3,426 |
| 9. Charles Tolar | 1960–1966 | 3,277 |
| 10. Ronnie Coleman | 1974–1981 | 2,769 |

On Nov. 6, 2022, Henry moved into first place in franchise history for career rushing touchdowns. With his 74th rushing touchdown, he passed Campbell (73 career rushing touchdowns) for the franchise lead.

Most career rushing touchdowns in franchise history:

| Player | Seasons | Rushing TDs |
|-------------------------|------------------|-------------|
| 1. Derrick Henry | 2016–2023 | 84 |
| 2. Earl Campbell | 1978–1984 | 73 |
| 3. Eddie George | 1996–2003 | 64 |
| 4. Chris Johnson | 2008–2013 | 50 |
| 5. Steve McNair | 1995–2005 | 36 |
| 6. Lorenzo White | 1988–1994 | 29 |
| 7. Mike Rozier | 1985–1990 | 27 |
| 8. LenDale White | 2006–2009 | 24 |
| 9. (three tied) | | 21 |

On Oct. 30, 2022, Henry scored two touchdowns at Houston to establish the franchise's all-time career touchdown record. His 75th career touchdown broke George's mark of 74 (64 rushing, 10 receiving), followed Campbell (73 rushing) with 73.

Most total touchdowns in franchise history:

| Player | Seasons | Rush TDs | Rec TDs | Ret TDs | Total TDs |
|-------------------------|------------------|-----------|----------|----------|-----------|
| 1. Derrick Henry | 2016–2023 | 84 | 3 | 0 | 87 |
| 2. Eddie George | 1996–2003 | 64 | 10 | 0 | 74 |
| 3. Earl Campbell | 1978–1984 | 73 | 0 | 0 | 73 |
| 4. Chris Johnson | 2008–2013 | 50 | 8 | 0 | 58 |
| 5. Charlie Hennigan | 1960–1966 | 0 | 51 | 0 | 51 |
| 6. Ken Burrough | 1971–1981 | 1 | 47 | 0 | 48 |
| Ernest Givins | 1986–1994 | 1 | 46 | 1 | 48 |
| 8. Drew Hill | 1985–1991 | 0 | 47 | 0 | 47 |
| Haywood Jeffires | 1987–1995 | 0 | 47 | 0 | 47 |
| 10. Derrick Mason | 1997–2004 | 0 | 37 | 3 | 40 |

On Oct. 8, 2023, Henry surpassed Johnson (9,968 scrimmage yards) for second place on the franchise's all-time scrimmage yards list. Only George (12,153) has more than Henry.

Most career scrimmage yards in franchise history:

| Player | Seasons | Rushing Yards | Receiving Yards | Scrimmage Yards |
|-------------------------|------------------|---------------|-----------------|-----------------|
| 1. Eddie George | 1996–2003 | 10,009 | 2,144 | 12,153 |
| 2. Derrick Henry | 2016–2023 | 9,074 | 1,411 | 10,485 |
| 3. Chris Johnson | 2008–2013 | 7,965 | 2,003 | 9,968 |
| 4. Earl Campbell | 1978–1984 | 8,574 | 718 | 9,292 |
| 5. Ernest Givins | 1986–1994 | 345 | 7,935 | 8,280 |
| 6. Drew Hill | 1985–1991 | 1 | 7,477 | 7,478 |
| 7. Ken Burrough | 1971–1981 | 59 | 6,906 | 6,965 |
| 8. Charlie Hennigan | 1960–1966 | 0 | 6,823 | 6,823 |
| 9. Haywood Jeffires | 1987–1995 | 0 | 6,119 | 6,119 |
| 10. Derrick Mason | 1997–2004 | 2 | 6,114 | 6,116 |

GAME PREVIEW

TEAM NOTES

PLAYER NOTES

MEDIA

STATISTICS

ROSTERS

NFL LEADERS SINCE HENRY'S ROOKIE YEAR

Since he entered the NFL as a second-round draft pick in 2016, **Derrick Henry** leads the NFL in rushing yards. Henry has accomplished the feat despite not being the Titans' regular starter until 2018.

NFL rushing yards leaders since 2016:

| Player | Rushing Yards |
|-------------------------|---------------|
| 1. Derrick Henry | 9,074 |
| 2. Ezekiel Elliott | 8,639 |
| 3. Nick Chubb | 6,511 |
| 4. Dalvin Cook | 6,155 |
| 5. Joe Mixon | 5,999 |
| 6. Melvin Gordon | 5,874 |
| 7. Christian McCaffrey | 5,665 |
| 8. Alvin Kamara | 5,592 |
| 9. Aaron Jones | 5,529 |
| 10. Josh Jacobs | 5,511 |

Henry leads the NFL in rushing touchdowns since entering the league. From 2016 to 2022, his 78 rushing touchdowns were 10 more than the next-closest rusher on the list, **Ezekiel Elliott** (68).

NFL rushing touchdown leaders since 2016:

| Player | Rushing TDs |
|-------------------------|-------------|
| 1. Derrick Henry | 84 |
| 2. Ezekiel Elliott | 70 |
| 3. Todd Gurley | 57 |
| 4. Melvin Gordon | 55 |
| 5. Alvin Kamara | 51 |
| 6. Latavius Murray | 50 |
| 7. Christian McCaffrey | 49 |
| 8. Nick Chubb | 48 |
| 9. Josh Allen | 47 |
| Dalvin Cook | 47 |

2022 RUSHING LEADERS

Titans running back **Derrick Henry** ranked second in the NFL in rushing in 2022 with 1,538 yards. He trailed only Raiders running back **Josh Jacobs** (1,653).

NFL rushing yardage leaders in 2022:

| Player | Team | Rushing Yards |
|-------------------------|-------------------------|---------------|
| 1. Josh Jacobs | Las Vegas Raiders | 1,653 |
| 2. Derrick Henry | Tennessee Titans | 1,538 |
| 3. Nick Chubb | Cleveland Browns | 1,525 |
| 4. Saquon Barkley | New York Giants | 1,312 |
| 5. Miles Sanders | Philadelphia Eagles | 1,269 |
| 6. Dalvin Cook | Minnesota Vikings | 1,173 |
| 7. Justin Fields | Chicago Bears | 1,143 |
| 8. Christian McCaffrey | San Francisco 49ers | 1,139 |
| 9. Travis Etienne | Jacksonville Jaguars | 1,125 |
| 10. Aaron Jones | Green Bay Packers | 1,121 |



1,000 SCRIMMAGE YARDS/10 RUSHING TDs

In 2022, Titans running back **Derrick Henry** became the organization's third player to reach the 1,000-yard scrimmage mark in five consecutive seasons, joining **Eddie George** (eight consecutive seasons) and **Chris Johnson** (six). Henry's 2022 statistics included 1,538 rushing yards and 398 receiving yards for a total of 1,936 scrimmage yards.

With 13 rushing touchdowns in 2022, Henry recorded his fifth consecutive campaign with at least 10 rushing touchdowns. In NFL history, only Henry, **LaDainian Tomlinson** (nine consecutive seasons), **Adrian Peterson** (seven), **Shaun Alexander** (five) and **Michael Turner** (five) have done so.

Furthermore, Henry joined Tomlinson (eight), Peterson (seven) and Alexander (five) as the NFL's only players to reach both the 1,000-yard scrimmage mark and 10 rushing touchdowns in five consecutive seasons.

Players who have accumulated at least 1,000 scrimmage yards and 10 rushing touchdowns for five consecutive seasons:

| Player | Team | Seasons | Total |
|-------------------------|-------------------------|------------------|----------|
| 1. LaDainian Tomlinson | San Diego Chargers | 2001–2008 | 8 |
| 2. Adrian Peterson | Minnesota Vikings | 2007–2013 | 7 |
| 3. Derrick Henry | Tennessee Titans | 2018–2022 | 5 |
| Shaun Alexander | Seattle Seahawks | 2001–2005 | 5 |

1,000 RUSH YARDS/12 TOUCHDOWNS

From 2018 to 2022, **Derrick Henry** reached the 1,000-yard and 12-touchdown rushing marks in four out of five seasons, including rushing for 1,538 yards and 13 scores in 2022. He became the eighth player in NFL history to tally four or more seasons in which he rushed for at least 1,000 rushing yards and 12 touchdowns. He joined **Emmitt Smith** (six), **LaDainian Tomlinson** (six), **Shaun Alexander** (five), **Adrian Peterson** (four), **Eric Dickerson** (four), **Earl Campbell** (four) and **Jim Brown** (four).

Most seasons in NFL history with 1,000 rushing yards and 12 rushing touchdowns:

| Player | Seasons |
|-------------------------|----------|
| 1. LaDainian Tomlinson | 6 |
| Emmitt Smith | 6 |
| 3. Shaun Alexander | 5 |
| 4. Derrick Henry | 4 |
| Adrian Peterson | 4 |
| Eric Dickerson | 4 |
| Earl Campbell | 4 |
| Jim Brown | 4 |

From 2018 to 2020, Henry accomplished the feat in three consecutive seasons. He became the first NFL player since Tomlinson (2002-07) and the ninth player in NFL history to record at least three consecutive seasons in which he rushed for at least 1,000 yards and 12 touchdowns. His streak was broken in 2021 with 937 yards and 10 rushing touchdowns when he was placed on injured reserve after eight games.

Players in NFL history with 1,000 rushing yards and 12 rushing touchdowns in three consecutive seasons:

| Player | Team | Seasons | Total |
|----------------------|------------------|------------------|----------|
| Derrick Henry | Tennessee | 2018–2020 | 3 |
| LaDainian Tomlinson | San Diego | 2002–2007 | 6 |
| Rudi Johnson | Cincinnati | 2004–2006 | 3 |
| Shaun Alexander | Seattle | 2001–2005 | 5 |
| Terrell Davis | Denver | 1996–1998 | 3 |
| Emmitt Smith | Dallas | 1994–1996 | 3 |
| Barry Sanders | Detroit | 1989–1991 | 3 |
| Eric Dickerson | L.A. Rams | 1983–1985 | 3 |
| Earl Campbell | Houston | 1978–1980 | 3 |

HENRY'S CAREER 100-YARD RUSHING GAMES

| Date | Opp | W/L | No. | Yds. | Avg. | Lg | TD |
|----------|------------------|-----|-----|------|------|-----|----|
| 1/3/21 | at Houston | W | 34 | 250 | 7.4 | 52t | 2 |
| 12/6/18 | Jacksonville | W | 17 | 238 | 14.0 | 99t | 4 |
| 10/30/22 | at Houston | W | 32 | 219 | 6.8 | 41 | 2 |
| 12/13/20 | at Jacksonville | W | 26 | 215 | 8.3 | 47 | 2 |
| 10/18/20 | Houston | W | 22 | 212 | 9.6 | 94t | 2 |
| 12/29/19 | at Houston | W | 32 | 211 | 6.6 | 53t | 3 |
| 1/11/20 | at Baltimore* | W | 30 | 195 | 6.5 | 66 | 0 |
| 11/10/19 | Kansas City | W | 23 | 188 | 8.2 | 68t | 2 |
| 9/19/21 | at Seattle | W | 35 | 182 | 5.2 | 60t | 3 |
| 1/4/20 | at New England* | W | 34 | 182 | 5.4 | 29 | 1 |
| 11/29/20 | at Indianapolis | W | 27 | 178 | 6.6 | 31 | 3 |
| 12/16/18 | at N.Y. Giants | W | 33 | 170 | 5.2 | 22 | 2 |
| 11/24/19 | Jacksonville | W | 19 | 159 | 8.4 | 74t | 2 |
| 10/3/21 | at N.Y. Jets | L | 33 | 157 | 4.8 | 22 | 1 |
| 1/6/18 | at Kansas City* | W | 23 | 156 | 6.8 | 35t | 1 |
| 12/1/19 | at Indianapolis | W | 26 | 149 | 5.7 | 34 | 1 |
| 12/20/20 | Detroit | W | 24 | 147 | 6.1 | 33 | 1 |
| 10/18/21 | Buffalo | W | 20 | 143 | 7.2 | 76t | 3 |
| 11/22/20 | at Baltimore | W | 28 | 133 | 4.8 | 29t | 1 |
| 10/16/17 | Indianapolis | W | 19 | 131 | 6.9 | 72t | 1 |
| 10/10/21 | at Jacksonville | W | 29 | 130 | 4.5 | 15 | 3 |
| 10/23/22 | Indianapolis | W | 30 | 128 | 4.3 | 23 | 0 |
| 12/24/22 | Houston | L | 23 | 126 | 5.5 | 48t | 1 |
| 10/1/23 | Cincinnati | W | 22 | 122 | 5.5 | 29t | 1 |
| 12/11/22 | Jacksonville | L | 17 | 121 | 7.1 | 50 | 1 |
| 9/27/20 | at Minnesota | W | 26 | 119 | 4.6 | 16 | 2 |
| 9/14/20 | at Denver | W | 31 | 116 | 3.7 | 13 | 0 |
| 11/6/22 | at Kansas City | L | 17 | 115 | 6.8 | 56 | 2 |
| 10/2/22 | at Indianapolis | W | 22 | 114 | 5.2 | 19t | 1 |
| 9/26/21 | Indianapolis | W | 28 | 113 | 4.0 | 19 | 0 |
| 11/1/20 | at Cincinnati | L | 18 | 112 | 6.2 | 21 | 1 |
| 1/7/23 | at Jacksonville | L | 30 | 109 | 3.6 | 14 | 0 |
| 12/3/17 | Houston | W | 11 | 109 | 9.9 | 75t | 1 |
| 12/18/22 | at L.A. Chargers | L | 21 | 104 | 5.0 | 13 | 1 |
| 11/12/20 | Indianapolis | L | 19 | 103 | 5.4 | 20 | 0 |
| 12/8/19 | at Oakland | W | 18 | 103 | 5.7 | 24 | 2 |
| 10/9/22 | at Washington | W | 28 | 102 | 3.6 | 15 | 2 |
| 10/29/23 | Atlanta | W | 22 | 101 | 4.6 | 14 | 0 |
| 9/29/19 | at Atlanta | W | 27 | 100 | 3.7 | 16 | 0 |

* Playoffs

RUSHING TDs IN FIRST 7 SEASONS

Derrick Henry's 13 rushing touchdowns in 2022 gave him 78 total rushing touchdowns in the first seven seasons of his career. In NFL history, only six players reached the end zone more times in their first seven seasons than Henry: **LaDainian Tomlinson** (115), **Emmitt Smith** (108), **Shaun Alexander** (96), **Adrian Peterson** (86), **Jim Brown** (82) and **Eric Dickerson** (82).

Most rushing touchdowns in a player's first seven NFL seasons:

| Player | Team(s) | Rushing Touchdowns |
|-------------------------|-----------------------------------|--------------------|
| 1. LaDainian Tomlinson | San Diego Chargers | 115 |
| 2. Emmitt Smith | Dallas Cowboys | 108 |
| 3. Shaun Alexander | Seattle Seahawks | 96 |
| 4. Adrian Peterson | Minnesota Vikings | 86 |
| 5. Jim Brown | Cleveland Browns | 82 |
| Eric Dickerson | Indianapolis Colts/L.A. Rams | 82 |
| 7. Derrick Henry | Tennessee Titans | 78 |
| 8. Earl Campbell | Houston Oilers/New Orleans Saints | 73 |
| Barry Sanders | Detroit Lions | 73 |
| Jim Taylor | Green Bay Packers | 73 |



65+ YARD SCRIMMAGE TOUCHDOWNS

Since the beginning of the 2017 campaign, **Derrick Henry** has scored nine total touchdowns—seven rushing and two receiving—that went for 65 yards or more.

Most scrimmage touchdowns of 65-plus yards, 2017-23:

| Player | 65+ Yard Scrimmage Touchdowns |
|--------------------------|-------------------------------|
| 1. Derrick Henry | 9 |
| 2. Tyreek Hill | 8 |
| 3. Robbie Chosen | 6 |
| 4. A.J. Brown | 5 |
| 5. Jonathan Taylor | 4 |
| Marquez Valdes-Scantling | 4 |
| JuJu Smith-Schuster | 4 |
| Kenyan Drake | 4 |
| Saquon Barkley | 4 |
| Cooper Kupp | 4 |
| Ja'Marr Chase | 4 |

Derrick Henry's career scrimmage touchdowns of 65-plus yards:

| Date | Opponent | Rush/Rec | Yards |
|---------------|--------------|-----------|-------|
| Dec. 6, 2018 | Jacksonville | Rushing | 99 |
| Oct. 18, 2020 | Houston | Rushing | 94 |
| Oct. 18, 2021 | Buffalo | Rushing | 76 |
| Sept. 9, 2019 | at Cleveland | Receiving | 75 |
| Dec. 3, 2017 | Houston | Rushing | 75 |
| Nov. 24, 2019 | Jacksonville | Rushing | 74 |
| Oct. 16, 2017 | Indianapolis | Rushing | 72 |
| Nov. 10, 2019 | Kansas City | Rushing | 68 |
| Dec. 31, 2017 | Jacksonville | Receiving | 66 |

RUSHING TDS OF 50+ YARDS

Since he entered the NFL as a second-round draft pick in 2016, **Derrick Henry** has had a league-high 11 touchdown runs of at least 50 yards.

Chris Johnson (11) and **DeMarco Murray** (two) are the only other Tennessee players in the "Titans era" (1999–present) with more than one total rushing touchdown of at least 50 yards.

Most rushing touchdowns of 50 yards or more from 2016–2023:

| Player | Rushing TDs |
|-------------------------|-------------|
| 1. Derrick Henry | 11 |
| 2. Saquon Barkley | 6 |
| 3. Nick Chubb | 5 |
| 4. Kenyan Drake | 4 |
| Christian McCaffrey | 4 |
| Jonathan Taylor | 4 |
| Dalvin Cook | 4 |
| 8. Isaiah Crowell | 3 |
| Justin Fields | 3 |
| Aaron Jones | 3 |
| Tony Pollard | 3 |
| Miles Sanders | 3 |

RUSHING YARDS SINCE WEEK 14 OF 2018

Since Dec. 6, 2018, when **Derrick Henry** set a then-franchise record with 238 rushing yards in a game against Jacksonville, he has been the NFL's rushing leader. He is more than 1,000 yards ahead of any other player since that time.

NFL rushing yards leaders since Week 14 of 2018:

| Player | Rushing Yards |
|-------------------------|---------------|
| 1. Derrick Henry | 7,366 |
| 2. Nick Chubb | 5,817 |
| 3. Josh Jacobs | 5,511 |
| 4. Dalvin Cook | 5,489 |
| 5. Ezekiel Elliott | 4,876 |
| 6. Joe Mixon | 4,618 |
| 7. Lamar Jackson | 4,607 |
| 8. Aaron Jones | 4,439 |
| 9. Christian McCaffrey | 4,367 |
| 10. David Montgomery | 4,257 |

RUSHING IN THE FOURTH QUARTER

Since 2017, running back **Derrick Henry** has accumulated more rushing yards in the fourth quarter than any other NFL running back, including a league-high 523 fourth-quarter rushing yards in 2020.

Most fourth-quarter rushing yards from 2017–2023:

| Player | Att | Yards | Avg | TD |
|-------------------------|------------|--------------|------------|-----------|
| 1. Derrick Henry | 465 | 2,272 | 4.9 | 16 |
| 2. Nick Chubb | 303 | 1,847 | 6.1 | 17 |
| 3. Ezekiel Elliott | 357 | 1,478 | 4.1 | 14 |
| 4. Kareem Hunt | 323 | 1,429 | 4.4 | 15 |
| 5. Joe Mixon | 341 | 1,283 | 3.8 | 14 |
| 6. Alvin Kamara | 316 | 1,259 | 4.0 | 12 |
| 7. Dalvin Cook | 282 | 1,235 | 4.4 | 11 |
| 8. Melvin Gordon | 266 | 1,192 | 4.5 | 9 |
| 9. Kenyan Drake | 243 | 1,159 | 4.8 | 11 |
| 10. Aaron Jones | 224 | 1,112 | 5.0 | 7 |

ACTIVE RUSHING AVERAGE LEADERS BY RBs

Among active NFL running backs, **Derrick Henry** ranks among the career leaders in rushing average (min. 750 career rushing attempts).

Best career rushing average among all active NFL running backs (minimum 750 career attempts):

| Player | Rushing Average |
|-------------------------|-----------------|
| 1. Nick Chubb | 5.3 |
| 2. Aaron Jones | 5.0 |
| Jonathan Taylor | 5.0 |
| 4. Miles Sanders | 4.8 |
| 5. Derrick Henry | 4.7 |
| Christian McCaffrey | 4.7 |
| 7. Dalvin Cook | 4.6 |
| Devin Singletary | 4.6 |
| 9. Austin Ekeler | 4.5 |
| Alvin Kamara | 4.5 |
| Kenyan Drake | 4.5 |

FRANCHISE SINGLE-SEASON RUSHING

Derrick Henry recorded the top rushing season in franchise history with 2,027 rushing yards in 2020. He now owns three of the top six rushing seasons in franchise annals.

In 2019, Henry led the NFL with 1,540 yards, which is the fifth-best total for a single Titans/Oilers season. His 2022 total of 1,538 yards ranks sixth.

Most rushing yards in a season, franchise history:

| Player | Season | Att | Yds | Avg | Long | TD |
|-------------------------|-------------|------------|--------------|------------|------------|-----------|
| 1. Derrick Henry | 2020 | 378 | 2,027 | 5.4 | 94t | 17 |
| 2. Chris Johnson | 2009 | 358 | 2,006 | 5.6 | 91 | 14 |
| 3. Earl Campbell | 1980 | 373 | 1,934 | 5.2 | 55 | 13 |
| 4. Earl Campbell | 1979 | 368 | 1,697 | 4.6 | 61 | 19 |
| 5. Derrick Henry | 2019 | 303 | 1,540 | 5.1 | 74 | 16 |
| 6. Derrick Henry | 2022 | 349 | 1,538 | 4.4 | 56 | 13 |
| 7. Eddie George | 2000 | 403 | 1,509 | 3.7 | 35 | 14 |
| 8. Earl Campbell | 1978 | 302 | 1,450 | 4.8 | 81 | 13 |
| 9. Eddie George | 1997 | 357 | 1,399 | 3.9 | 30 | 6 |
| 10. Earl Campbell | 1981 | 361 | 1,376 | 3.8 | 43 | 10 |

FRANCHISE SINGLE-SEASON RUSHING TDs

Derrick Henry's 17 rushing touchdowns in 2020 gave him the second-highest single-season total in team history. Only **Earl Campbell**—with 19 rushing touchdowns in 1979—had more.

Most rushing touchdowns in a season, franchise history:

| Player | Season | Rushing TDs |
|--------------------------|-------------|-------------|
| 1. Earl Campbell | 1979 | 19 |
| 2. Derrick Henry | 2020 | 17 |
| 3. Derrick Henry | 2019 | 16 |
| 4. LenDale White | 2008 | 15 |
| 5. Eddie George | 2000 | 14 |
| Chris Johnson | 2009 | 14 |
| 7. Derrick Henry | 2022 | 13 |
| Earl Campbell | 1978 | 13 |
| Earl Campbell | 1980 | 13 |
| 10. Derrick Henry | 2018 | 12 |
| Earl Campbell | 1983 | 12 |
| Eddie George | 2002 | 12 |

SINGLE-SEASON SCRIMMAGE YARDS

Derrick Henry owns three of the top 10 seasons in franchise history in scrimmage yards production. His 2020 campaign in which he totaled 2,141 scrimmage yards ranks second for the franchise behind only **Chris Johnson's** NFL record-setting 2,509 yards in 2009. Henry's 1,936 scrimmage yards in 2022, including 1,538 rushing and 398 receiving yards, ranks fifth for the organization.

Most scrimmage yards in a season, franchise history:

| Player | Season | Rushing Yards | Receiving Yards | Scrimmage Yards |
|-------------------------|-------------|---------------|-----------------|-----------------|
| 1. Chris Johnson | 2009 | 2,006 | 503 | 2,509 |
| 2. Derrick Henry | 2020 | 2,027 | 114 | 2,141 |
| 3. Earl Campbell | 1980 | 1,934 | 47 | 1,981 |
| 4. Eddie George | 2000 | 1,509 | 453 | 1,962 |
| 5. Derrick Henry | 2022 | 1,538 | 398 | 1,936 |
| 6. Lorenzo White | 1992 | 1,226 | 641 | 1,867 |
| 7. Earl Campbell | 1979 | 1,697 | 94 | 1,791 |
| 8. Eddie George | 1999 | 1,304 | 458 | 1,762 |
| 9. Derrick Henry | 2019 | 1,540 | 206 | 1,746 |
| Charley Hennigan | 1961 | 0 | 1,746 | 1,746 |



SINGLE-GAME FRANCHISE RUSHING

On Jan. 3, 2021, **Derrick Henry** rushed for 250 yards to break his own franchise single-game record. He now owns six of the top nine single-game rushing totals in team annals.

Most rushing yards in a game, franchise history:

| Player | Date | Opponent | Rushing Yards |
|-------------------------|----------|-----------------|---------------|
| 1. Derrick Henry | 1/3/21 | at Houston | 250 |
| 2. Derrick Henry | 12/6/18 | Jacksonville | 238 |
| 3. Chris Johnson | 11/1/09 | Jacksonville | 228 |
| 4. Derrick Henry | 10/30/22 | at Houston | 219 |
| 5. Eddie George | 8/31/97 | Oakland | 216 |
| Billy Cannon | 12/10/61 | at New York | 216 |
| 7. Derrick Henry | 12/13/20 | at Jacksonville | 215 |
| 8. Derrick Henry | 10/18/20 | Houston | 212 |
| 9. Derrick Henry | 12/29/19 | at Houston | 211 |
| 10. Earl Campbell | 11/16/80 | at Chicago | 203 |
| Earl Campbell | 10/19/80 | Tampa Bay | 203 |

2021 NFL RUSHING LEADERS

Despite having not played from Week 9 to Week 18 due to injury, Titans running back **Derrick Henry** ranked ninth in the NFL in rushing in 2021 after taking the league's rushing crown for the 2019 and 2020 seasons.

Henry also tied for sixth place in the NFL in 2021 with 10 rushing touchdowns.

NFL rushing leaders in 2021:

| Player | Team | Games | Rushing Yards |
|-------------------------|--------------------------|-------|---------------|
| 1. Jonathan Taylor | Indianapolis Colts | 17 | 1,811 |
| 2. Nick Chubb | Cleveland Browns | 14 | 1,259 |
| 3. Joe Mixon | Cincinnati Bengals | 16 | 1,205 |
| 4. Najee Harris | Pittsburgh Steelers | 17 | 1,200 |
| 5. Dalvin Cook | Minnesota Vikings | 13 | 1,159 |
| 6. Antonio Gibson | Washington Football Team | 16 | 1,037 |
| 7. Ezekiel Elliott | Dallas Cowboys | 17 | 1,002 |
| 8. Elijah Mitchell | San Francisco 49ers | 11 | 963 |
| 9. Derrick Henry | Tennessee Titans | 8 | 937 |
| 10. Damien Harris | New England Patriots | 15 | 929 |

2020 NFL RUSHING LEADERS

Titans running back **Derrick Henry** won the NFL's 2020 rushing title with 2,027 yards in 2020, outdistancing the next-closest competitor by 470 yards (1,557 by **Dalvin Cook**).

Henry became the first player to lead the NFL in rushing in consecutive seasons since **LaDainian Tomlinson** in 2006 and 2007. Since the 1970 AFL-NFL merger, Henry is the eighth different player to lead the league in rushing in back-to-back seasons. The list includes Tomlinson, **O.J. Simpson** (1972-73, 1975-76), **Earl Campbell** (1978-80), **Eric Dickerson** (1983-84), **Emmitt Smith** (1991-93), **Barry Sanders** (1996-97) and **Edgerrin James** (1999-2000).

NFL rushing yardage leaders in 2020:

| Player | Team | Rushing Yards |
|-------------------------|-------------------------|---------------|
| 1. Derrick Henry | Tennessee Titans | 2,027 |
| 2. Dalvin Cook | Minnesota Vikings | 1,557 |
| 3. Jonathan Taylor | Indianapolis Colts | 1,169 |
| 4. Aaron Jones | Green Bay Packers | 1,104 |
| 5. James Robinson | Jacksonville Jaguars | 1,070 |
| David Montgomery | Chicago Bears | 1,070 |
| 7. Nick Chubb | Cleveland Browns | 1,067 |
| 8. Josh Jacobs | Las Vegas Raiders | 1,065 |
| 9. Lamar Jackson | Baltimore Ravens | 1,005 |
| 10. Melvin Gordon | Denver Broncos | 986 |

Henry also led the NFL with 17 rushing touchdowns in 2020. The total was tied for the second most in the NFL in a 10-year span (2011-20). In that time, only **LeGarrette Blount** (18 in 2016) had more than Henry, **Todd Gurley** (17 in 2018) and **LeSean McCoy** (17 in 2011).

NFL rushing touchdown leaders in 2020:

| Player | Team | Rushing TDs |
|-------------------------|--------------------------|-------------|
| 1. Derrick Henry | Tennessee Titans | 17 |
| 2. Alvin Kamara | New Orleans Saints | 16 |
| Dalvin Cook | Minnesota Vikings | 16 |
| 4. Josh Jacobs | Las Vegas Raiders | 12 |
| Cam Newton | New England Patriots | 12 |
| Nick Chubb | Cleveland Browns | 12 |
| 7. Jonathan Taylor | Indianapolis Colts | 11 |
| Antonio Gibson | Washington Football Team | 11 |
| Kyler Murray | Arizona Cardinals | 11 |
| 10. Kenyan Drake | Arizona Cardinals | 10 |

THE 2,000-YARD CLUB

Derrick Henry was the eighth player in NFL history to reach the 2,000-yard rushing mark in a season. His 2,027 yards rank fifth all-time.

All-time NFL single-season rushing leaders:

| Player | Team | Season | Rushing Yards |
|-------------------------|-------------------------|-------------|---------------|
| 1. Eric Dickerson | Los Angeles Rams | 1984 | 2,105 |
| 2. Adrian Peterson | Minnesota Vikings | 2012 | 2,097 |
| 3. Jamal Lewis | Baltimore Ravens | 2003 | 2,066 |
| 4. Barry Sanders | Detroit Lions | 1997 | 2,053 |
| 5. Derrick Henry | Tennessee Titans | 2020 | 2,027 |
| 6. Terrell Davis | Denver Broncos | 1998 | 2,008 |
| 7. Chris Johnson | Tennessee Titans | 2009 | 2,006 |
| 8. O.J. Simpson | Buffalo Bills | 1973 | 2,003 |



DERRICK HENRY IN 2020

- Led the NFL and set a franchise record with 2,027 rushing yards in 2020, becoming the eighth player in league annals to rush for at least 2,000 yards in a season. His 2,027 rushing yards gave him the fifth-highest total in NFL history behind **Eric Dickerson's** 2,105 (1984), **Adrian Peterson's** 2,097 (2012), **Jamal Lewis's** 2,066 (2003) and **Barry Sanders' 2,053** (1997). Henry broke **Chris Johnson's** franchise mark of 2,006 rushing yards in 2009.
- Named the Associated Press NFL Offensive Player of the Year and was named to his second consecutive Pro Bowl. He won his second consecutive FedEx Ground Player of the Year Award and added first-team AP All-Pro honors. Additionally, he earned first-team All-Pro honors from Pro Football Focus, Pro Football Writers of America and Sporting News and was the 101 Awards AFC Offensive Player of the Year.
- Became the first player since **LaDainian Tomlinson** (2006-07) to lead the NFL in rushing yards in consecutive seasons. Henry previously led the league in 2019 with 1,540 rushing yards.
- Became the fifth all-time NFL player to lead the NFL in rushing yards, attempts and rushing touchdowns in consecutive seasons. It is a feat that had not been attained since Cleveland's **Leroy Kelly** did it from 1967 to 1968. The only other players to achieve it are **Jim Brown** (1958-59), **Steve Van Buren** (1947-49) and **Bill Paschal** (1943-44).
- Established a single-game franchise record with 250 rushing yards on Jan. 3 at Houston. He broke his own club record of 238 rushing yards, established against the Jacksonville Jaguars on Dec. 6, 2018. Henry's 250 rushing yards tied for the 13th-best single-game total in the NFL since 1948.
- Became the first player in NFL history with five career games with at least 200 rushing yards and two rushing touchdowns.
- Became the fourth player in NFL history with at least five career 200-yard rushing games, joining **O.J. Simpson** (six), **Adrian Peterson** (six) and **Tiki Barber** (five).
- Set a career high with 17 rushing touchdowns in 2020, finishing with the second-best total in franchise history behind **Earl Campbell's** 19 rushing touchdowns in 1979.
- Finished the 2020 season with 1,221 rushing yards in road games, the most by any NFL running back since 1948. The previous high was held by **Eric Dickerson**, who had 1,087 rushing yards in road games for the Los Angeles Rams in 1984.
- Dating back to 2019, he had a streak of nine consecutive road games with at least 100 rushing yards, passing **Chris Johnson** (eight games from 2009-10) for the second-longest such streak in NFL history behind only Barry Sanders' 10-game road streak from 1996-97).
- Became the fifth player in NFL history with three 200-yard rushing games in a season, joining **Earl Campbell** (four in 1980), **O.J. Simpson** (1973), **Tiki Barber** (2005) and **Jay Ajayi** (2016).
- Became the first NFL player since **LaDainian Tomlinson** (2002-07) and the ninth player in NFL history to record at least three consecutive seasons in which he rushed for at least 1,000 yards and 12 touchdowns.
- Finished the season with 2,141 scrimmage yards (2,027 rushing and 114 receiving), which ranks second in franchise history behind **Chris Johnson's** 2,509 scrimmage yards in 2009.
- Registered 10 games in 2020 with at least 100 rushing yards to tie **Earl Campbell** (1980) for the third-most in franchise history. Only Campbell in 1979 (11) and **Chris Johnson** in 2009 (12) had more 100-yard rushing games in a Titans/Oilers season than Henry. Henry's 10 100-yard games in 2020 were the most in the NFL since Dallas running back **DeMarco Murray** had 12 in 2014.
- Became the NFL's first player to rush for at least 175 and two touchdowns four times in a season.
- Joined **Terrell Davis** (1997-98), **Shaun Alexander** (2004-05) and **Larry Johnson** (2005-06) as the only players in NFL history to rush for 1,500 yards and 15 touchdowns in two consecutive seasons.
- Established a streak of 20 consecutive games in the regular season and playoffs with at least 18 rushing attempts, the second-longest streak of its kind in the NFL since 1948. The only player with more consecutive 18-carry games in the regular season and postseason



was **Emmitt Smith**, whose streak was 23 games with the Dallas Cowboys from 1995 to 1996.

- Became the first player in NFL history to produce more than one overtime touchdown run in a season. He joined **LaDainian Tomlinson** as the NFL's only players with multiple career touchdown runs in overtime. Tomlinson had three during his career.
- Joined **Bo Jackson, Ahman Green, Chris Johnson** and **Lamar Miller** as the only NFL players to record two career rushing touchdowns of at least 90 yards. Henry joined Miller (two 97-yard touchdown runs) as the only players to ever record multiple touchdown runs of at least 94 yards.

300 CARRIES/15 TOUCHDOWNS/5.0 AVG

Derrick Henry won the NFL's rushing title with 303 carries for 1,540 yards and 16 touchdowns in 2019. He followed in 2020 with 378 carries for 2,027 yards and 17 touchdowns.

He became the first player in NFL history to produce multiple seasons with a minimum of 300 rushing attempts, a rushing average of at least 5.0 yards per carry and a minimum of 15 rushing touchdowns

The only other players to do so once in their careers are **O.J. Simpson** (1975), **Terrell Davis** (1998), **Priest Holmes** (2002), **Ahman Green** (2003), **Larry Johnson** (2005), **Shaun Alexander** (2005), **LaDainian Tomlinson** (2016), **Ezekiel Elliott** (2016) and **Dalvin Cook** (2020).

Individual seasons in NFL history with a minimum of 300 rushing attempts, 15 rushing touchdowns and a 5.0 rushing average in a single season:

| Player | Team | Season | Att | Yards | Avg | TD |
|----------------------|-------------|--------|-----|-------|-----|----|
| Derrick Henry | Tennessee | 2020 | 378 | 2,027 | 5.4 | 17 |
| Dalvin Cook | Minnesota | 2020 | 312 | 1,557 | 5.0 | 16 |
| Derrick Henry | Tennessee | 2019 | 303 | 1,540 | 5.1 | 16 |
| Ezekiel Elliott | Dallas | 2016 | 322 | 1,631 | 5.1 | 15 |
| LaDainian Tomlinson | San Diego | 2006 | 348 | 1,815 | 5.2 | 28 |
| Shaun Alexander | Seattle | 2005 | 370 | 1,880 | 5.1 | 27 |
| Larry Johnson | Kansas City | 2005 | 336 | 1,750 | 5.2 | 20 |
| Ahman Green | Green Bay | 2003 | 355 | 1,883 | 5.3 | 15 |
| Priest Holmes | Kansas City | 2002 | 313 | 1,615 | 5.2 | 21 |
| Terrell Davis | Denver | 1998 | 392 | 2,008 | 5.1 | 21 |
| O.J. Simpson | Buffalo | 1975 | 329 | 1,817 | 5.5 | 16 |

CONSECUTIVE 100-YARD ROAD GAMES

Titans running back **Derrick Henry** recorded 149 rushing yards at Indianapolis on Dec. 1, 2019. Over the course of the next year, he registered at least 100 rushing yards in eight more consecutive regular season road games, increasing his streak to nine games before it ended with a 98-yard effort at Green Bay on Dec. 27, 2020.

In NFL history, Henry's streak is the second-longest continuous stretch of its kind. Detroit's **Barry Sanders** had 10 road games in a row with 100-plus yards from 1996 to 1997.

Most consecutive road games with at least 100 rushing yards in NFL history:

| Player | Team | Dates | Games |
|-------------------------|------------------|-----------------------------|----------|
| 1. Barry Sanders | Detroit | 11/24/1996–12/14/1997 | 10 |
| 2. Derrick Henry | Tennessee | 12/1/2019–12/13/2020 | 9 |
| 3. Chris Johnson | Tennessee | 10/18/2009–10/18/2010 | 8 |
| 4. Marcus Allen | L.A. Raiders | 11/3/1985–9/14/1986 | 7 |
| 5. Arian Foster | Houston | 12/22/2011–11/22/2012 | 6 |
| Gerald Riggs | Atlanta | 10/13/1985–12/22/1985 | 6 |
| DeMarco Murray | Dallas | 9/14/2014–12/4/2014 | 6 |

FIVE CONSEC. TEAM GAMES WITH RUSHING TD

Derrick Henry recorded a streak in 2020 of at least one rushing touchdown in five consecutive team games. It was his second such streak in as many seasons and tied for the longest such streak in franchise history. **DeMarco Murray** (2016) and **Earl Campbell** (twice—1979 and 1983) are the only other franchise players with five consecutive team games with a rushing touchdown.

Most consecutive team games with a rushing touchdown, franchise history:

| Player | Season | Consec. Team Games with a Rushing TD |
|-------------------------|-------------|--------------------------------------|
| 1. Derrick Henry | 2020 | 5 |
| Derrick Henry | 2019 | 5 |
| DeMarco Murray | 2016 | 5 |
| Earl Campbell | 1983 | 5 |
| Earl Campbell | 1979 | 5 |
| 6. (eight tied) | | 4 |

2019 NFL RUSHING LEADERS

Titans running back **Derrick Henry** claimed the NFL's 2019 rushing title with 1,540 yards on 303 carries (5.1 avg.). The next-closest finisher was Cleveland's **Nick Chubb**, who had 1,494 rushing yards.

Henry joined **Billy Cannon** (AFL, 1961), **Earl Campbell** (1978-80) and **Chris Johnson** (2009) as the only running backs in franchise history to lead their respective leagues in rushing.

NFL rushing leaders in 2019:

| Player | Team | Rushing Yards |
|-------------------------|-------------------------|---------------|
| 1. Derrick Henry | Tennessee Titans | 1,540 |
| 2. Nick Chubb | Cleveland Browns | 1,494 |
| 3. Christian McCaffrey | Carolina Panthers | 1,387 |
| 4. Ezekiel Elliott | Dallas Cowboys | 1,357 |
| 5. Chris Carson | Seattle Seahawks | 1,230 |
| 6. Lamar Jackson | Baltimore Ravens | 1,206 |
| 7. Leonard Fournette | Jacksonville Jaguars | 1,152 |
| 8. Josh Jacobs | Oakland Raiders | 1,150 |
| 9. Joe Mixon | Cincinnati Bengals | 1,137 |
| 10. Dalvin Cook | Minnesota Vikings | 1,135 |

2019 TOUCHDOWN LEADERS

Titans running back **Derrick Henry** tied Green Bay's **Aaron Jones** for the NFL lead with 16 rushing touchdowns in 2019.

Additionally, Henry ranked third in the NFL with 18 total touchdowns behind Carolina's **Christian McCaffrey** and Jones, who each scored 19 total touchdowns.

NFL leaders in rushing touchdowns in 2019:

| Player | Team | Rushing TDs |
|-------------------------|-------------------------|-------------|
| 1. Derrick Henry | Tennessee Titans | 16 |
| Aaron Jones | Green Bay Packers | 16 |
| 3. Christian McCaffrey | Carolina Panthers | 15 |
| 4. Dalvin Cook | Minnesota Vikings | 13 |
| 5. Todd Gurley | Los Angeles Rams | 12 |
| Ezekiel Elliott | Dallas Cowboys | 12 |

NFL leaders in total touchdowns in 2019:

| Player | Team | Total TDs |
|-------------------------|-------------------------|-----------|
| 1. Christian McCaffrey | Carolina Panthers | 19 |
| Aaron Jones | Green Bay Packers | 19 |
| 3. Derrick Henry | Tennessee Titans | 18 |
| 4. Mark Ingram | Baltimore Ravens | 15 |
| 5. Ezekiel Elliott | Dallas Cowboys | 14 |
| Todd Gurley | Los Angeles Rams | 14 |

3 CONSEC. GAMES W/ 200 SCRIMMAGE YDS

From the final week of the 2019 regular season (Dec. 29 at Houston) through the Titans' first two playoff games (Jan. 4 at New England and Jan. 11 at Baltimore), **Derrick Henry** became the **first player in NFL history to rush for at least 180 yards in three consecutive regular season or postseason games.**

He also became only the third player since the 1970 NFL-AFL merger to have 200 scrimmage yards in three consecutive games. The other two players to accomplish the feat were Chicago Bears running back **Walter Payton** (1977) and Pittsburgh Steelers running back **Le'Veon Bell** (2014).

During the 2019 regular season and playoffs, Henry and Carolina Panthers running back **Christian McCaffrey** (two) were the only two players with multiple 200-yard scrimmage games. Together they accounted for five of the 14 such individual performances.

Most consecutive games with at least 200 scrimmage yards in the regular season and/or postseason, 1970–2022:

| Player | Team | Dates | Games |
|-------------------------|------------------|------------------------------------|----------|
| 1. Derrick Henry | Tennessee | Dec. 29, 2019–Jan. 11, 2020 | 3 |
| Le'Veon Bell | Pittsburgh | Nov. 17–Dec. 7, 2014 | 3 |
| Walter Payton | Chicago | Nov. 13–Nov. 24, 1977 | 3 |
| 4. (several tied) | | | 2 |

2018 NFL RUSHING LEADERS

Derrick Henry recorded 215 carries in 2018 for 1,059 yards. He ranked second in the AFC in rushing yardage behind Cincinnati's **Joe Mixon** (1,168) and ranked seventh overall in the NFL.

NFL rushing leaders in 2018 (rushing yards):

| Player | Team | Rushing Yards |
|-------------------------|-------------------------|---------------|
| 1. Ezekiel Elliott | Dallas Cowboys | 1,434 |
| 2. Saquon Barkley | New York Giants | 1,307 |
| 3. Todd Gurley | Los Angeles Rams | 1,251 |
| 4. Joe Mixon | Cincinnati Bengals | 1,168 |
| 5. Chris Carson | Seattle Seahawks | 1,151 |
| 6. Christian McCaffrey | Carolina Panthers | 1,098 |
| 7. Derrick Henry | Tennessee Titans | 1,059 |
| 8. Adrian Peterson | Washington Redskins | 1,042 |
| 9. Phillip Lindsay | Denver Broncos | 1,037 |
| 10. Nick Chubb | Cleveland Browns | 996 |

2018 RUSHING TOUCHDOWN LEADERS

Derrick Henry's scored a career-high 12 rushing touchdowns in 2018. He tied for the third-highest rushing touchdown total in the NFL.

Henry became the first Titans player with 12 rushing touchdowns in a season since **Chris Johnson** had 14 rushing touchdowns in 2009.

Most rushing touchdowns in 2018:

| Player | Team | Rushing TDs |
|-------------------------|-------------------------|-------------|
| 1. Todd Gurley | Los Angeles Rams | 17 |
| 2. Alvin Kamara | New Orleans Saints | 14 |
| 3. Derrick Henry | Tennessee Titans | 12 |
| James Conner | Pittsburgh Steelers | 12 |
| 5. Saquon Barkley | New York Giants | 11 |
| 6. Melvin Gordon | Los Angeles Chargers | 10 |
| 7. Phillip Lindsay | Denver Broncos | 9 |
| Chris Carson | Seattle Seahawks | 9 |
| Marlon Mack | Indianapolis Colts | 9 |
| Jordan Howard | Chicago Bears | 9 |

DECEMBER TO REMEMBER

In five games in the month of December 2018, **Derrick Henry's** rushing totals included 97 carries for 625 yards and eight touchdowns. His 625 yards were the most by any NFL player in any calendar month in 2018.

Additionally, Henry authored one of only four calendar months for the franchise since 1970 in which a player rushed for at least 600 yards. **Chris Johnson** (800 rushing yards in November 2009) and **Earl Campbell** (633 in October 1980; 662 in November 1980) were the organization's only other players to accomplish the feat in that timespan.

Henry's December rushing totals included 40 yards against the New York Jets (Dec. 2), a franchise-record 238 yards against the Jacksonville Jaguars (Dec. 6), 170 yards at the New York Giants (Dec. 16), 84 yards against the Washington Redskins (Dec. 22) and 93 yards against the Indianapolis Colts (Dec. 30).

For his efforts, Henry was named AFC Offensive Player of the Month.

Titans/Oilers with 500 rushing yards in any calendar month from 1970-2021 (includes playoffs):

| Player | Season | Month | Rushing Yards |
|--------------------------|-------------|-----------------|---------------|
| 1. Chris Johnson | 2009 | November | 800 |
| 2. Earl Campbell | 1980 | November | 662 |
| 3. Earl Campbell | 1980 | October | 633 |
| 4. Derrick Henry | 2018 | December | 625 |
| 5. Derrick Henry | 2020 | November | 594 |
| 6. Derrick Henry | 2021 | October | 584 |
| 7. Earl Campbell | 1979 | September | 569 |
| 8. Derrick Henry | 2019 | December | 549 |
| 9. Eddie George | 2000 | October | 548 |
| 10. Earl Campbell | 1979 | November | 534 |
| 11. Derrick Henry | 2020 | December | 520 |
| 12. DeMarco Murray | 2016 | October | 511 |
| 13. Earl Campbell | 1981 | October | 510 |

RUSHING YARDS IN A TWO-GAME SPAN

Following a franchise-record 238 rushing yards against the Jacksonville Jaguars on Dec. 6, 2018, **Derrick Henry** then totaled 170 rushing yards at the New York Giants on Dec. 16 to give him a franchise record of 408 rushing yards in a two-game span.

The previous record of 405 rushing yards in two games was set by **Earl Campbell** in 1980, when Campbell posted 203 yards against Tampa Bay (Oct. 19) and 202 yards against Cincinnati (Oct. 26).

Most total rushing yards in two consecutive games, franchise history:

| Player | Game 1 | Yds | Game 2 | Yds | Total |
|----------------------|------------------------|------------|------------------------|------------|------------|
| Derrick Henry | 12/6/18 vs. Jax | 238 | 12/16/18 at NYG | 170 | 408 |
| Earl Campbell | 10/19/80 vs. TB | 203 | 10/26/80 vs. Cin | 202 | 405 |

RECORD-SETTING NIGHT

On Dec. 6, 2018, **Derrick Henry** had one of the most memorable rushing performances in NFL history on Thursday Night Football. He rushed for a then-team-record 238 yards and four touchdowns (tied franchise record), including a 99-yard touchdown run.

[WATCH: Highlights from Derrick Henry's performance on 12/6/18](#)

Henry's 238 rushing yards set a new franchise record, breaking **Chris Johnson's** mark of 228 yards against the Jaguars on Nov. 1, 2009. It was the highest single-game rushing total in the NFL in 2018 and the league's highest total since **Doug Martin's** 251 rushing yards for the Tampa Bay Buccaneers against the Oakland Raiders on Nov. 4, 2012.

Henry later broke his own record with 250 rushing yard at Houston on Jan. 3, 2021 to take possession of five of the top eight single-game rushing totals in team annals.

Most rushing yards in a game, franchise history:

| Player | Date | Opponent | Rushing Yards |
|-------------------------|-----------------|------------------------|---------------|
| 1. Derrick Henry | 1/3/21 | at Houston | 250 |
| 2. Derrick Henry | 12/6/18 | Jacksonville | 238 |
| 3. Chris Johnson | 11/1/09 | Jacksonville | 228 |
| 4. Eddie George | 8/31/97 | Oakland | 216 |
| Billy Cannon | 12/10/61 | at New York | 216 |
| 6. Derrick Henry | 12/13/20 | at Jacksonville | 215 |
| 7. Derrick Henry | 10/18/20 | Houston | 212 |
| 8. Derrick Henry | 12/29/19 | at Houston | 211 |
| 9. Earl Campbell | 11/16/80 | at Chicago | 203 |
| Earl Campbell | 10/19/80 | Tampa Bay | 203 |

In the second quarter, Henry took a handoff from **Marcus Mariota** inside his own one-yard line and raced 99 yards for a touchdown. It was the second 99-yard run in NFL history, tying **Tony Dorsett's** record-setting touchdown run for the Dallas Cowboys against the Minnesota Vikings on Jan. 3, 1983. It was also the team record, topping Johnson's 94-yard touchdown run against the New York Jets on Dec. 17, 2012. The only other runs in franchise history of at least 90 yards were Johnson's 91-yard rush against the Houston Texans on Sept. 20, 2009 and a 91-yarder by Sid Blanks against the Jets on Dec. 13, 1964.

Henry's 99-yard touchdown run tied for the longest scrimmage play in NFL history. It was the 15th such play, including his and Dorsett's runs and 13 passing plays. The last 99-yard scrimmage play before Henry's was New York Giants wide receiver **Victor Cruz's** 99-yard reception from **Eli Manning** against the New York Jets on Dec. 24, 2011.

Longest runs from scrimmage in NFL history:

| Player | Team | Date | Opponent | Rushing Yards |
|-------------------------|------------------|----------------|---------------------|---------------|
| 1. Derrick Henry | Tennessee | 12/6/18 | Jacksonville | 99t |
| Tony Dorsett | Dallas | 1/3/83 | Minnesota | 99t |
| 3. Ronald Jones | Tampa Bay | 11/15/20 | Carolina | 98t |
| Ahman Green | Green Bay | 12/28/03 | Denver | 98t |
| 5. Lamar Miller | Houston | 11/26/18 | Tennessee | 97t |
| Lamar Miller | Miami | 12/28/14 | N.Y. Jets | 97t |
| Andy Uram | Green Bay | 10/8/39 | Chi. Cardinals | 97t |
| Bob Gage | Pittsburgh | 12/4/49 | Chi. Bears | 97t |

Henry scored on a three-yard run in the first quarter, a 99-yard run in the second quarter, a 16-yard run in the third quarter, and finally a 54-yard run in the third quarter. He tied the franchise record and became the third player in franchise history to rush for four touchdowns in a game, joining Earl Campbell (against Miami on Nov. 20, 1978) and Lorenzo White (against Cleveland on Dec. 9, 1990).

The only franchise player with more overall touchdowns in a game than Henry was Oilers running back **Billy Cannon**, who had five total touchdowns (three rushing, two receiving) at the New York Titans on Dec. 10, 1961. Henry became the first NFL player with four rushing touchdowns in a game since New England Patriots running back **Jonas Gray** at Indianapolis on Nov. 16, 2014.

Most rushing touchdowns in a game, franchise history:

| Player | Date | Opponent | Rushing Touchdowns |
|-------------------------|----------------|---------------------|--------------------|
| 1. Derrick Henry | 12/6/18 | Jacksonville | 4 |
| Lorenzo White | 12/9/90 | Cleveland | 4 |
| Earl Campbell | 11/20/78 | Miami | 4 |
| 4. (several tied) | | | 3 |

Additionally, Henry's rushing performance against the Jaguars accomplished the following:

- He became the ninth NFL player since 1975 with at least one 90-yard run and at least one 60-yard reception in his career. The others were **Tony Dorsett**, **Garrison Hearst**, **Tiki Barber**, **Chris Johnson**, **Jamaal Charles**, **Herschel Walker**, **Warrick Dunn** and **Adrian Peterson**.
- Henry became the seventh NFL player since the 1970 AFL-NFL merger with at least four rushing touchdowns and at least 200 rushing yards in a game, joining **Clinton Portis**, **Barry Sanders**, **Doug Martin**, **Jonas Gray**, **Mike Anderson** and **Corey Dillon**. Henry became the first to accomplish the feat in fewer than 20 carries (17).
- He matched former Titans running back **Chris Johnson** as the only players in NFL history with a rushing touchdown of at least 90 yards and a rushing touchdown of at least 50 yards in the same game. Johnson accomplished the feat against the Houston Texans on Sept. 20, 2009.
- His 24 points tied for the fourth-highest single-game total in franchise history, trailing only **Billy Cannon** (30 on Dec. 10, 1961), **Rob Bironas** (26 on Oct. 21, 2007) and **George Blanda** (26 on Sept. 18, 1960). **Earl Campbell** (Nov. 20, 1978) and **Lorenzo White** (Dec. 9, 1990) also had 24 points on four touchdowns in a single game.
- His 238 rushing yards and four rushing touchdowns were each the most in any Thursday Night Football game in history.

RUSHING YARDS IN A SINGLE POSTSEASON

Derrick Henry accumulated 446 rushing yards during the 2019 playoffs. He had 182 yards on 34 carries in the wild card round at New England, followed by 195 yards on 30 attempts in the divisional round at Baltimore. In the AFC championship game, he had 69 yards on 19 rushing attempts.

Henry's average of 148.7 rushing yards per game ranked fourth in NFL history for players with at least two games played. Only a trio of Pro Football Hall of Fame members—Denver Broncos running back **Terrell Davis** (156.0 in 1998), Los Angeles Raiders running back **Marcus Allen** (155.3 in 1983) and Washington Redskins running back **John Riggins** (152.5 in 1982) have averaged more rushing yards in a single postseason than Henry.

In Titans/Oilers history, **Eddie George** established the previous record for average rushing yards in a single postseason during the 1999 playoffs. In four games, George carried the ball 108 times for 449 yards, or an average of 112.3 yards per contest.

Most rushing yards per game in a single NFL postseason (minimum two games):

| Player | Team | Season | Games | Rush Yards | Per Game |
|-------------------------|------------------|-------------|----------|------------|--------------|
| 1. Terrell Davis | Denver | 1998 | 3 | 468 | 156.0 |
| 2. Marcus Allen | L.A. Raiders | 1983 | 3 | 466 | 155.3 |
| 3. John Riggins | Washington | 1982 | 4 | 610 | 152.5 |
| 4. Derrick Henry | Tennessee | 2019 | 3 | 446 | 148.7 |
| 5. Eric Dickerson | L.A. Rams | 1985 | 2 | 294 | 147.0 |
| 6. Terrell Davis | Denver | 1997 | 4 | 581 | 145.3 |
| 7. Arian Foster | Houston | 2011 | 2 | 285 | 142.5 |
| 8. Thurman Thomas | Buffalo | 1990 | 3 | 390 | 130.0 |
| 9. Brian Westbrook | Philadelphia | 2006 | 2 | 257 | 128.5 |
| 10. Fred Taylor | Jacksonville | 1998 | 2 | 248 | 124.0 |

George's 449 yards during the team's run to Super Bowl XXXIV also established the franchise benchmark for most total rushing yards in a single postseason. Henry came within three yards of the mark in one fewer game.

Most rushing yards in a single postseason, franchise history:

| Player | Season | Games | Rush Yards |
|-------------------------|-------------|----------|------------|
| 1. Eddie George | 1999 | 4 | 449 |
| 2. Derrick Henry | 2019 | 3 | 446 |
| 3. Earl Campbell | 1978 | 3 | 264 |
| 4. Steve McNair | 1999 | 4 | 209 |
| 5. Derrick Henry | 2017 | 2 | 184 |

Henry's 2019 playoff rushing yardage total ranked sixth in NFL history. It was the most by any NFL player since George's 1999 postseason.

Most total rushing yards in a single NFL postseason:

| Player | Team | Season | Games | Rush Yards |
|-------------------------|------------------|-------------|----------|------------|
| 1. John Riggins | Washington | 1982 | 4 | 610 |
| 2. Terrell Davis | Denver | 1997 | 4 | 581 |
| 3. Terrell Davis | Denver | 1998 | 3 | 468 |
| 4. Marcus Allen | L.A. Raiders | 1983 | 3 | 466 |
| 5. Eddie George | Tennessee | 1999 | 4 | 449 |
| 6. Derrick Henry | Tennessee | 2019 | 3 | 446 |
| 7. Thurman Thomas | Buffalo | 1990 | 3 | 390 |
| 8. Natrone Means | Jacksonville | 1996 | 3 | 358 |
| 9. Le'Veon Bell | Pittsburgh | 2016 | 3 | 357 |
| 10. Freeman McNeil | N.Y. Jets | 1982 | 3 | 349 |

FRANCHISE PLAYOFF RUSHING LEADERS

In the 2021 postseason, **Derrick Henry** increased his career playoff totals to 732 rushing yards on 156 attempts. He is second on the franchise's all-time postseason rushing list behind only **Eddie George** (776).

Henry is tied with **Earl Campbell** for third place on the franchise's all-time postseason leaderboard with four rushing touchdowns, trailing **Steve McNair** (six) and George (five).

Franchise career postseason rushing leaders:

| Player | Games | Att | Yards | Avg | TD |
|-------------------------|----------|------------|------------|------------|----------|
| 1. Eddie George | 9 | 206 | 776 | 3.8 | 5 |
| 2. Derrick Henry | 7 | 156 | 732 | 4.7 | 4 |
| 3. Earl Campbell | 6 | 135 | 420 | 3.1 | 4 |
| 4. Steve McNair | 9 | 54 | 349 | 6.5 | 6 |
| 5. Lorenzo White | 7 | 76 | 264 | 3.5 | 1 |

RUSHING YARDS IN A TITANS PLAYOFF GAME

On Jan. 4, 2020, **Derrick Henry** rushed for 182 yards and one touchdown on 34 attempts in a wild card playoff victory at New England. In doing so, he set a new franchise single-game postseason record for rushing yards in a game, surpassing **Eddie George's** 162 yards at Indianapolis on Jan. 16, 2000.

One week later, on Jan. 11, 2020, Henry broke his own record, going for 195 rushing yards on 30 carries at Baltimore.

Henry now owns two of the top three rushing games in franchise postseason history.

Most single-game rushing yards in franchise postseason history:

| Player | Date | Opp | Att | Yds | Avg | TD |
|-------------------------|----------------|---------------|-----------|------------|------------|----------|
| 1. Derrick Henry | 1/11/20 | at Bal | 30 | 195 | 6.5 | 0 |
| 2. Derrick Henry | 1/4/20 | at NE | 34 | 182 | 5.4 | 1 |
| 3. Eddie George | 1/16/00 | at Ind | 26 | 162 | 6.2 | 1 |
| 4. Derrick Henry | 1/6/18 | at KC | 23 | 156 | 6.8 | 1 |
| 5. Earl Campbell | 12/31/78 | at NE | 27 | 118 | 4.4 | 1 |
| 6. Eddie George | 1/8/00 | Buf | 29 | 106 | 3.7 | 0 |
| 7. Eddie George | 1/30/00 | StL (SB) | 28 | 95 | 3.4 | 2 |

SCRIMMAGE YARDS IN A TITANS PLAYOFF GAME

Derrick Henry's 182 rushing yards and 22 receiving yards in the team's wild card playoff victory at New England on Jan. 4, 2020 gave him a franchise-record 204 scrimmage yards.

Henry broke his own record of 191 scrimmage yards in a wild card playoff contest at Kansas City on Jan. 6, 2018 (156 rushing, 35 receiving).

On Jan. 11, 2020, one week after establishing the current record, Henry had 202 scrimmage yards (195 rushing, seven receiving) at Baltimore, giving him the three biggest scrimmage yards totals in franchise postseason history.

Prior to Henry, the organization record stood for 57 years. It was set on Jan. 1, 1961, when **Billy Cannon** had 178 scrimmage yards against the Los Angeles Chargers.

Most single-game scrimmage yards in franchise postseason history:

| Player | Date | Opp | Rush Yards | Rec Yards | Scrim Yards |
|-------------------------|----------|--------|------------|-----------|-------------|
| 1. Derrick Henry | 1/4/20 | at NE | 182 | 22 | 204 |
| 2. Derrick Henry | 1/11/20 | at Bal | 195 | 7 | 202 |
| 3. Derrick Henry | 1/6/18 | at KC | 156 | 35 | 191 |
| 4. Billy Cannon | 1/1/61 | LAC | 50 | 128 | 178 |
| 5. Eddie George | 1/16/00 | at Ind | 162 | 14 | 176 |
| 6. Eddie George | 1/7/01 | Bal | 91 | 52 | 143 |
| 7. Ernest Givins | 12/31/89 | at Pit | 0 | 136 | 136 |



a total of 69 scrimmage yards. In the third quarter, he scored his first NFL touchdown, rushing for a 19-yard score. In the second quarter, he converted a third-and-eight with a 14-yard reception. He added a 12-yard kickoff return.

➤ **Against Baltimore (10/15)**, took a short pass from Malik Willis in the fourth quarter and raced 48 yards to help set up a field goal. He added four rushing attempts for 15 yards.

➤ **Against Atlanta (10/29)**, rushed for 27 yards on three carries and added three receptions for nine yards. He rushed for a 23-yard gain on an attempt in the fourth quarter. It was his longest rushing attempt through seven career games.

➤ **At Pittsburgh (11/2)**, totaled 18 yards on five rushing attempts, four receptions for four yards, and two kickoff returns for 46 yards. In the fourth quarter, he recorded a 29-yard kickoff return.

➤ **At Tampa Bay (11/12)**, totaled 60 scrimmage yards, which ranked second on the team. He rushed for 18 yards on five attempts and added a team-high four receptions for 42 yards. In the third quarter, he converted a third-and-four with a 15-yard reception and converted a third-and-two with a 13-yard catch.

➤ **At Jacksonville (11/19)**, totaled 14 rushing yards on four attempts, two receptions for 12 yards, and four kickoff returns for 81 yards (20.3 avg.).

➤ **Against Carolina (11/26)**, returned two kickoffs for 54 yards, including a 33-yarder. He added six yards on two rushing attempts as well as one yard on a reception.

Spears' 2023/Career Regular Season Statistics:

| Year | GP | GS | Att | Yds | Avg | Lg | TD | Rec | Yds | Avg | Lg | TD |
|------|----|----|-----|-----|-----|----|----|-----|-----|-----|----|----|
| 2023 | 11 | 0 | 50 | 254 | 5.1 | 23 | 1 | 29 | 179 | 6.2 | 48 | 0 |

Spears' Regular Season Single-Game Highs:

Rushing Attempts - 8 vs. L.A. Chargers (9/17/23)

Rushing Yards - 49 vs. L.A. Chargers (9/17/23)

Long Rush - 23 vs. Atlanta (10/29/23)

Rushing Touchdowns - 1 at Indianapolis (10/8/23)

Receptions - 4 (Four times, last at Tampa Bay, 11/12/23)

Receiving Yards - 48 vs. Baltimore (10/15/23)

Long Reception - 48 vs. Baltimore (10/15/23)

Receiving Touchdowns - (none)

Spears' College Statistics (Tulane):

| Year | GP | GS | Att | Yds | Avg | Lg | TD | Rec | Yds | Avg | Lg | TD |
|---------------|-----------|-----------|------------|--------------|------------|------------|-----------|-----------|------------|-------------|------------|----------|
| 2019 | 4 | 0 | 32 | 192 | 6.0 | 52t | 1 | 5 | 133 | 26.6 | 88t | 1 |
| 2020 | 3 | 3 | 37 | 274 | 7.4 | 42 | 2 | 2 | 30 | 15.0 | 16 | 0 |
| 2021 | 12 | 3 | 129 | 863 | 6.7 | 69t | 9 | 19 | 145 | 7.6 | 44 | 0 |
| 2022 | 14 | 14 | 229 | 1,581 | 6.9 | 75t | 19 | 22 | 256 | 11.6 | 30 | 2 |
| Totals | 33 | 20 | 427 | 2,910 | 6.8 | 75t | 31 | 48 | 564 | 11.8 | 88t | 3 |

#32 • RB TYJAE SPEARS

5-11, 195, Rookie, Tulane
[Click for complete bio](#)



Running back **Tyjae Spears** was selected by the Titans in the third round (81st overall) of the 2023 NFL Draft.

Spears spent four years at Tulane (2019-22) prior to entering the NFL. He appeared in 33 games with 20 starts at running back for the Green Wave, totaling 2,910 yards and 31 touchdowns on 427 carries with an additional 48 receptions for 564 yards and three scores. He ended his career as the school's all-time leader in yards per carry (6.8), tied for second in 100-yard rushing games (15), tied for third in rushing touchdowns (31), fourth in rushing yards per game (85.6) and sixth in rushing yards (2,910) and total touchdowns (34). His 6.8 yards per carry from 2019 to 2022 ranked second in the FBS behind only Alabama-Birmingham running back **DeWayne McBride's** 7.3-yard average (minimum 400 attempts).

As a junior in 2022, he started all 14 games for the Green Wave, totaling 1,581 yards and 19 touchdowns on 229 rushing attempts and adding 22 receptions for 256 yards and two touchdowns. He tied for the national lead with 21 total touchdowns and tied for third in the country with 19 rushing touchdowns, a total that ranked second in Tulane single-season history. His 1,581 rushing yards led the conference and made up the Green Wave's all-time second-highest single-season total. His nine 100-yard rushing games included eight consecutive such efforts to finish the season. He was named the American Athletic Conference Offensive Player of the Year and also earned first-team All-AAC honors. His efforts helped Tulane earn a 12-2 record and win an American Athletic Conference title.

He is a native of Ponchatoula, La.

2023 Game Notes:

➤ **At New Orleans (9/10)**, rushed for 27 yards on three carries and added a one-yard reception in his NFL debut.

➤ **Against the Los Angeles Chargers (9/17)**, totaled 49 rushing yards on eight attempts and added six yards on a pair of receptions. His 14-yard run in overtime helped lead to the game-winning field goal.

➤ **At Cleveland (9/24)**, recorded a team-high four receptions for three yards and added four rushing attempts for six yards. He also registered his first career kickoff return for 21 yards.

➤ **Against Cincinnati (10/1)**, rushed for 40 yards on five attempts (8.0 avg.) and added 18 yards on three receptions. He also had a 16-yard kickoff return. In the second quarter, he rushed for a 22-yard gain, which led to a Titans touchdown two plays later.

➤ **At Indianapolis (10/8)**, totaled 34 yards and a touchdown on seven rushing attempts and added four receptions for 35 yards to give him

MORE TITANS RUNNING BACKS

36 - RB JULIUS CHESTNUT

5-11, 228, 2nd Year, Sacred Heart

➤ Julius Chestnut was signed by the Titans as an undrafted free agent on May 13, 2022. He spent the first three games of his rookie season on the 53-man roster before being added to the practice squad on Oct. 4, 2022.

➤ In 2022, he appeared in six games as a rookie. He rushed for 12 yards on nine attempts and added 41 yards on three catches. He also ranked second on the team with 10 kickoff returns for 215 yards (21.5 avg.).

➤ In four seasons at Sacred Heart (2018-21), he saw action in 32 games and logged 593 carries for 3,467 yards (5.8 avg.) and 29 touchdowns. He added 28 receptions for 412 yards (14.7 avg.) and five scores, plus 10 kickoff returns for 108 yards and two punt returns for 10 yards.

➤ As a senior in 2021, played in five games and posted 91 rushes for 542 yards (6.0 avg.) and three touchdowns.

➤ As a junior in 2020, appeared in four games and rushed 93 times for 717 yards (7.7 avg.) and eight scores.

➤ He is a native of Bowie, Md.



2023 Game Notes:

➤ **Against the Los Angeles Chargers (9/17)**, led the team with two special teams tackles.

➤ **At Cleveland (9/24)**, left the game with an injury during the first quarter.

➤ Placed on injured reserve on Sept. 26, 2023.



TITANS TIGHT ENDS

| No. | Name | Ht | Wt | Exp | College |
|-----|---------------|-----|-----|-----|------------------|
| 85 | Okonkwo, Chig | 6-3 | 238 | 2 | Maryland |
| 86 | Rader, Kevin | 6-4 | 250 | 3 | Youngstown State |
| 88 | Wesco, Trevon | 6-3 | 267 | 5 | West Virginia |
| 81 | Whyte, Josh | 6-7 | 248 | R | Cincinnati |

#85 • TE CHIG OKONKWO

6-3, 238, 2nd Year, Maryland

[Click for complete bio](#)



Tight end **Chig Okonkwo** (pronounced "CHIGG oh-KAHN-kwoh") is in his second NFL season in 2023. He was selected by the Titans in the fourth round (143rd overall) of the 2022 NFL Draft.

During his rookie season, he appeared in all 17 games with eight starts and totaled 32 receptions for 450 yards (14.1 avg.) and three touchdowns. His yardage total ranked second on the team. He also tied for fifth on the team with seven special teams tackles. He was named to the Pro Football Writers of America All-Rookie team.

Okonkwo's 450 receiving yards in 2022 established a new record for franchise rookie tight ends, surpassing **Ben Troupe's** 329 yards in 2004. Okonkwo tied **Chris Dressel** (32 receptions in 1983) for the third-best reception total among all Titans/Oilers rookie tight ends, trailing only **Bo Scaife** (37 in 2005) and Troupe (33 in 2004), and he became the second rookie tight end in franchise history with at least three touchdown catches, joining Dressel (four in 1983).

The Powder Springs, Ga., native appeared in 37 games with 20 starts over four seasons (2018-21) at Maryland and caught 77 passes for 717 yards and eight touchdowns. He added three carries for 72 yards and three touchdowns, including a career-long rush of 54 yards.

As a senior in 2021, he started all 13 games and posted career-high marks with 52 catches for 447 yards and a team-leading five touchdowns. His 52 receptions ranked second in Terrapins history for a single season by a tight end, behind only former Titans tight end **Frank Wycheck** (58 in 1990). Okonkwo's 447 receiving yards were the most by a Terps tight end in a season since **Vernon Davis** (871 in 2005).

He sat out the 2020 season with myocarditis due to COVID-19. Prior to then, he saw action in 12 games (four starts) as a freshman and 12 games (three starts) as a sophomore.

2023 Game Notes:

➤ **Against the Los Angeles Chargers (9/17)**, tied for the team lead with four receptions for a total of 35 yards. He gained 20 yards on a reception during a third-quarter touchdown drive.

➤ **At Cleveland (9/24)**, totaled seven yards on three receptions.

➤ **Against Cincinnati (10/1)**, caught three passes for 29 yards.

➤ **At Indianapolis (10/8)**, caught five passes for 33 yards. His five



receptions gave him the second-highest total of his career.

- **Against Baltimore (10/15)**, totaled 18 yards on a pair of receptions.
- **Against Atlanta (10/29)**, tied for the team lead with four receptions and totaled 23 receiving yards. He took a handoff and rushed for four yards and a first down on third-and-one in the second quarter.
- **At Pittsburgh (11/2)**, totaled 28 yards on three receptions.
- **At Tampa Bay (11/12)**, totaled three receptions for 27 yards.
- **At Jacksonville (11/19)**, caught one pass for six yards.
- **Against Carolina (11/26)**, tied for the team lead with four receptions and ranked second on the team with 45 receiving yards. In the first quarter, he caught a 25-yard pass from Will Levis to move the ball to the one-yard line, and the Titans scored a touchdown two plays later.

Okonkwo's Career Regular Season Statistics:

| Year | Team | GP | GS | Rec | Yds | Avg | Lg | TD |
|---------------|------|-----------|-----------|-----------|------------|-------------|-----------|----------|
| 2022 | Ten | 17 | 8 | 32 | 450 | 14.1 | 48 | 3 |
| 2023 | Ten | 11 | 7 | 32 | 251 | 7.8 | 25 | 0 |
| Totals | | 28 | 15 | 64 | 701 | 11.0 | 48 | 3 |

Okonkwo's Regular Season Single-Game Highs:

Receptions - 6 vs. Jacksonville (12/11/22)

Receiving Yards - 68 at Philadelphia (12/4/22)

Long Reception - 48 at Kansas City (11/6/22)

Receiving Touchdowns - 1 (Three times, last at Jacksonville, 1/7/23)

NFL TIGHT ENDS IN 2022, WEEK 9-18

In 2022, Titans rookie **Chig Okonkwo** was one of the NFL's most productive tight ends during the second half of his rookie season. From Week 9 through the end of the season, his 398 receiving yards ranked fifth in the NFL behind only four veterans: **Travis Kelce** (785), **T.J. Hockenson** (519), **George Kittle** (446) and **Evan Engram** (436).

Most receiving yards among NFL tight ends in 2022 from Week 9 to Week 18:

| Player | Team | Rec | Yards | Avg | Lg | TD |
|------------------------|-------------------------|-----------|------------|-------------|-----------|----------|
| 1. Travis Kelce | Kansas City Chiefs | 63 | 785 | 12.5 | 52 | 5 |
| 2. T.J. Hockenson | Minnesota Vikings | 60 | 519 | 8.7 | 21 | 3 |
| 3. George Kittle | San Francisco 49ers | 32 | 446 | 13.9 | 54 | 9 |
| 4. Evan Engram | Jacksonville Jaguars | 41 | 436 | 10.6 | 36 | 3 |
| 5. Chig Okonkwo | Tennessee Titans | 27 | 398 | 14.7 | 48 | 2 |
| 6. Cole Kmet | Chicago Bears | 36 | 385 | 10.7 | 50 | 6 |
| 7. Dalton Schultz | Dallas Cowboys | 37 | 374 | 10.1 | 22 | 5 |
| 8. Pat Freiermuth | Pittsburgh Steelers | 31 | 365 | 11.8 | 57 | 1 |
| 9. Dawson Knox | Buffalo Bills | 31 | 359 | 11.6 | 45 | 4 |
| 10. Mark Andrews | Baltimore Ravens | 31 | 359 | 11.6 | 36 | 0 |

ROOKIE TIGHT ENDS IN 2022

Chig Okonkwo was selected by the Titans in the fourth round of the 2022 NFL Draft. He was the 143rd overall pick and the 10th tight end selected in the draft. Nevertheless, he led all tight ends in his rookie class with 450 receiving yards. His 32 receptions ranked fourth within the group, while his three touchdown catches tied for the lead (**Isaiah Likely** and **Jelani Woods**).

Among rookies at all positions, Okonkwo's 450 receiving yards ranked eighth.

Most receiving yards by rookie tight ends in 2022:

| Player | Team | Draft Round (Overall) | Rec | Yards | Avg | TD |
|------------------------|------------|-----------------------|-----------|------------|-------------|----------|
| 1. Chig Okonkwo | Ten | 4 (143) | 32 | 450 | 14.1 | 3 |
| 2. Greg Dulcich | Den | 3 (80) | 33 | 411 | 12.5 | 2 |
| 3. Cade Otton | TB | 4 (106) | 42 | 391 | 9.3 | 2 |
| 4. Isaiah Likely | Bal | 4 (139) | 36 | 373 | 10.4 | 3 |
| 5. Jelani Woods | Ind | 3 (73) | 25 | 312 | 12.5 | 3 |
| 6. Daniel Bellinger | NYG | 4 (112) | 30 | 268 | 8.9 | 2 |
| 7. Trey McBride | Ari | 2 (55) | 29 | 265 | 9.1 | 1 |
| 8. Jake Ferguson | Dal | 4 (129) | 19 | 174 | 9.2 | 2 |
| 9. Connor Heyward | Pit | 6 (208) | 12 | 151 | 12.6 | 1 |
| 10. Teagan Quitoriano | Hou | 5 (170) | 7 | 113 | 16.1 | 2 |
| James Mitchell | Det | 5 (177) | 11 | 113 | 10.3 | 1 |

FRANCHISE ROOKIE TIGHT ENDS

In 2022, **Chig Okonkwo** had one of the most productive seasons in franchise history by a rookie tight end. His 450 receiving yards established a new record for Titans/Oilers rookies at his position, while his 32 receptions tied for the third-best total among the organization's rookies at his position. The fourth-round pick from the University of Maryland also became the second Titans/Oilers rookie tight end with three or more touchdown receptions, joining **Chris Dressel**, who had four touchdown catches after entering the NFL in 1983.

Most receiving yards by a rookie tight end in franchise history:

| Player | Rookie Year | Receiving Yards |
|------------------------|-------------|-----------------|
| 1. Chig Okonkwo | 2022 | 450 |
| 2. Ben Troupe | 2004 | 329 |
| 3. Chris Dressel | 1983 | 316 |
| 4. Bo Scaife | 2005 | 273 |
| 5. Willie Frazier | 1964 | 227 |

Most receptions by a rookie tight end in franchise history:

| Player | Rookie Year | Receptions |
|------------------------|-------------|------------|
| 1. Bo Scaife | 2005 | 37 |
| 2. Ben Troupe | 2004 | 33 |
| 3. Chig Okonkwo | 2022 | 32 |
| Chris Dressel | 1983 | 32 |
| 5. Erron Kinney | 2000 | 19 |

Most touchdown receptions by a rookie tight end in franchise history:

| Player | Rookie Year | TD Receptions |
|------------------------|-------------|---------------|
| 1. Chris Dressel | 1983 | 4 |
| 2. Chig Okonkwo | 2022 | 3 |
| 3. Jonnu Smith | 2017 | 2 |
| Bo Scaife | 2005 | 2 |
| Willie Frazier | 1964 | 2 |

MORE TITANS TIGHT ENDS

86 - TE KEVIN RADER

6-4, 250, 2nd Year, Youngstown State

➤ Kevin Rader was signed from the practice squad to the 53-man roster on Oct. 4, 2022.

➤ Rader initially joined the Titans in 2022, signing to the practice squad on Sept. 1 and then to the 53-man roster on Sept. 22. During the 2022 season, he appeared in 14 games with two starts and ranked fourth on the team with nine special teams tackles.


➤ Prior to joining the Titans, Rader appeared

in seven career NFL games, all with the Pittsburgh Steelers. His totals included two receptions for eight yards and three special teams tackles.

➤ In 2021, Rader registered six games played, one start and two receptions for eight yards with the Steelers.

➤ After originally entering the NFL as an undrafted free agent with the Green Bay Packers in 2018, Rader spent the majority of 2019 and 2020 on the Steelers practice squad.

➤ A native of Pittsburgh, Pa., Rader played 42 games for Youngstown State University, totaling 44 receptions for 601 yards and four touchdowns during his college career.



88 - TE TREVON WESCO

6-3, 267, 5th Year/1st with Titans, West Virginia

➤ Trevon Wesco (name pronounced "tray-VON WESK-oh") was signed by the Titans as an unrestricted free agent on March 31, 2023.

➤ Joined the Titans after one season with the Chicago Bears.

➤ After he was selected by the New York Jets in the fourth round (121st overall) of the 2019 NFL Draft, he spent three seasons with the Jets before moving on to the Bears. In 54 total games (13 starts) with the Jets and Bears, he accumulated 113 yards on eight receptions and added six special teams tackles.

➤ Prior to the 2022 season, Wesco was acquired by the Bears off waivers from the Jets. He saw action in 14 games with one start for Chicago, catching two passes for 26 yards and adding a special teams stop. He also caught a pass for a two-point conversion.

➤ Wesco played three seasons at West Virginia University (2016-18) after transferring from Lackawanna College (2014-15). At West Virginia, he appeared in 35 games, totaling 28 receptions for 373 yards and two touchdowns. He was a first-team All-Big 12 selection as a senior after registering 26 catches for 366 yards and a score.

➤ He is a native of Martinsburg, W.Va.



2023 Game Notes:

➤ **At New Orleans (9/10)**, started in his Titans debut.

➤ **At Indianapolis (10/8)**, kept a drive alive with a 21-yard reception to convert a third-and-one during the team's opening possession, leading to a field goal. The catch, which was his first of the season, was his longest reception since a 23-yarder as a member of the Chicago Bears at the New York Giants on Oct. 2, 2022.

81 - TE JOSH WHYLE

6-7, 248, Rookie, Cincinnati

➤ Josh Whyle (last name pronounced "WHY-lee") was selected by the Titans in the fifth round (147th overall) of the 2023 NFL Draft.

➤ In five seasons at Cincinnati (2018-22), Whyle appeared in 52 games with 20 starts and tallied 88 receptions for 1,062 yards with 15 touchdowns with all but two catches coming in his final three seasons. He set the Cincinnati school record for career touchdown receptions by a tight end (15), breaking Brent Celek's mark.

➤ As a senior in 2022, he appeared in 12 games with 10 starts and collected All-AAC first-team honors. As a team captain, he hauled in 32 passes for 326 yards with three touchdowns.

➤ As a junior in 2021, he played in 14 games with eight starts and earned All-AAC honorable mention accolades. He finished second on the squad with six touchdowns to go along with his 332 receiving yards on 26 catches. He scored five touchdowns in four weeks from Oct. 23 to Nov. 12.

➤ He is a native of Cincinnati, Ohio.



2023 Game Notes:

➤ **At New Orleans (9/10)**, made his NFL debut.

➤ **Against Cincinnati (10/1)**, totaled two receptions for 26 yards and a touchdown. In the second quarter, he gained 24 yards on his first career reception on a pass from Ryan Tannehill to set up a Titans touchdown on the ensuing snap. With 10 seconds remaining in the first half, he scored his first career touchdown on a two-yard toss from running back Derrick Henry.

➤ **At Indianapolis (10/8)**, logged his first career start and caught one pass for seven yards. He added a special teams tackle.

➤ **Against Atlanta (10/29)**, he was inactive with a concussion.



**TITANS
WIDE RECEIVERS**

| No. | Name | Ht | Wt | Exp | College |
|-----|------------------------|------|-----|-----|------------------|
| 16 | Burks, Trelon | 6-2 | 225 | 2 | Arkansas |
| 14 | Dowell, Colton | 6-3 | 212 | R | Tennessee-Martin |
| 10 | Hopkins, DeAndre | 6-1 | 212 | 11 | Clemson |
| 5 | Jackson, Kearis (IR) | 5-11 | 196 | R | Georgia |
| 11 | Moore, Chris | 6-1 | 200 | 8 | Cincinnati |
| 18 | Phillips, Kyle | 5-11 | 189 | 2 | UCLA |
| 15 | Westbrook-Ikhine, Nick | 6-2 | 211 | 4 | Indiana |

#16 • WR TREYLON BURKS

6-2, 225, 2nd Year, Arkansas

[Click for complete bio](#)



Wide receiver **Trelon Burks** is in his second NFL season in 2023. He was selected by the Titans in the first round (18th overall) of the 2022 NFL Draft.

As a rookie, Burks appeared in 11 games with six starts, totaling 33 receptions for 444 yards and one touchdown. His reception total tied for third place on the team, while his yardage total tied for third on the squad. Among NFL rookies in 2022, Burks' 444 receiving yards ranked ninth.

In three seasons (2019-21) at the University of Arkansas, Burks appeared in 32 career games with 30 starts. He totaled 146 receptions for 2,399 yards and 18 touchdowns to go along with 32 rushing attempts for 222 yards and one score. He returned 13 punts for 134 yards (10.3-yard average) and returned 11 kickoff returns for 226 yards (20.5 avg.).

At the conclusion of his collegiate career, he ranked sixth in Razorbacks history in career receptions and receiving yards, and his touchdown reception total tied for fifth all-time. He set an Arkansas record with 10 career 100-yard receiving games, including a school-record six 100-yard receiving performances in his final year.

Burks earned All-SEC honors in each of his three seasons: in 2019, second-team All-SEC as a returner and All-Freshman as a receiver; second-team All-SEC in 2020; and first-team All-SEC in 2021.

The Warren, Ark., native was drafted with the highest pick of any Arkansas player since **Darren McFadden** was taken fourth overall in 2008, and Burks was the first Arkansas wide receiver to be selected in the first round since **Matt Jones** was taken 21st overall by Jacksonville in 2006.

As a junior in 2021, Burks was named first-team All-SEC after totaling 66 receptions (seventh in the SEC) for 1,104 yards (fourth) and 11 touchdowns (fourth). His 92.0 receiving yards per game ranked third in the SEC behind only **Jameson Williams** (104.8) and **Wan'Dale Robinson**



(102.6).

As a sophomore in 2020, he was named second-team All-SEC after contributing 51 receptions for 820 yards and seven touchdowns. His 91.1 receiving yards per game ranked third in the SEC behind only **Elijah Moore** (149.1) and **DeVonta Smith** (142.8).

2023 Game Notes:

- **At New Orleans (9/10)**, caught two passes for 18 yards and rushed once for nine yards.
- **Against the Los Angeles Chargers (9/17)**, led the offense with 76 receiving yards on three catches. He registered a career-long 70-yard catch in the second quarter, leading to a touchdown two plays later. It was the team's longest reception since a 75-yard touchdown catch by Corey Davis against Detroit on Dec. 20, 2020.
- **At Cleveland (9/24)**, caught one pass for five yards and forced a 26-yard pass interference penalty in the second quarter.
- **Against Cincinnati (10/1), at Indianapolis (10/8) and against Baltimore (10/15)**, he was inactive with a knee injury.
- **Against Atlanta (10/29)**, returned to the lineup but did not record a catch.
- **At Pittsburgh (11/2)**, posted two receptions for 23 yards before leaving the game late in the fourth quarter with an injury. In the fourth quarter, he caught a 21-yard pass from Will Levis from the Titans' eight-yard line.
- **At Tampa Bay (11/12), at Jacksonville (11/19) and against Carolina (11/26)**, he was inactive with a concussion.

Burks' Career Regular Season Statistics:

| Year | Team | GP | GS | Rec | Yds | Avg | Lg | TD |
|---------------|------|-----------|-----------|-----------|------------|-------------|-----------|----------|
| 2022 | Ten | 11 | 6 | 33 | 444 | 13.5 | 51 | 1 |
| 2023 | Ten | 5 | 5 | 8 | 122 | 15.3 | 70 | 0 |
| Totals | | 16 | 11 | 41 | 566 | 13.8 | 70 | 1 |

Burks' Regular Season Single-Game Highs:

Receptions - 7 at Green Bay (11/17/22)

Receiving Yards - 111 at Green Bay (11/17/22)

Long Reception - 70 vs. Los Angeles Chargers (9/17/23)

Receiving Touchdowns - 1 at Philadelphia (12/4/22)

#10 • WR DeANDRE HOPKINS

6-1, 212, 11th Year/1st with Titans, Clemson
[Click for complete bio](#)



Wide receiver **DeAndre Hopkins** is in his 11th NFL season and his first campaign with the Titans in 2023. He was signed by the team prior to training camp.

Hopkins entered the league as the 27th overall pick in the 2013 NFL Draft out of Clemson and spent his first seven seasons with the Houston Texans before being traded to the Arizona Cardinals in 2020.

In his first 10 seasons, Hopkins established himself as one of the premier receivers in NFL history. During that 10-year period, he ranked first in receptions (853), first in first-down receptions (594), second in receiving yards (11,298), fourth in receiving touchdowns (71), and first in receptions of 25-plus yards (102).

From 2013 through 2022, Hopkins surpassed 100 receptions four times, had six seasons reaching 1,000 receiving yards, recorded three seasons with at least 10 touchdowns, and posted 100 or more receiving yards in a game 40 times.

He has been named to five Pro Bowls (2015, 2017-20) and received AP All-Pro honors four times—first-team All-Pro from 2017 to 2019 and second-team All-Pro in 2020.

Through 2022, he had at least one reception in all 145 career games he played during the regular season. That represents the longest active streak in the NFL at the conclusion of 2022 and the fourth-longest streak in the Super Bowl era to begin a career. Hopkins was the only NFL player to have 100-plus receptions every season between 2018-20.

During the 2022 campaign with the Cardinals, Hopkins finished with a team-high 64 receptions for 717 yards (second on the team) and three touchdowns despite being limited to nine contests. His average of 7.1 receptions per game ranked fourth in the NFL among all players. His three games with 10-plus receptions matched the second most in franchise annals behind **Larry Fitzgerald's** four such performances in 2017.

At the conclusion of his tenure with the Texans (2013-19), Hopkins owned several franchise records, including franchise marks for career

receiving average (13.6), receptions in a season (115 in 2018; tied Andre Johnson, 2008), receiving touchdowns in a season (13 in 2017) and receiving first downs in a season (83 in 2015). When he left Houston, he ranked second on the franchise's all-time career charts in receptions (632), receiving yards (8,602) and touchdown catches (54), trailing only **Andre Johnson** in each category.

The Central, S.C., native appeared in 39 games with 32 starts over three seasons (2010-12) at Clemson and totaled 206 receptions for 3,020 yards and 27 touchdowns. He left Clemson ranked first in school history in receiving yards, first in receiving touchdowns, first in 100-yard receiving games (12) and second in receptions. As a junior (2012), he led the team with 82 receptions for 1,405 yards and 18 touchdowns.

2023 Game Notes:

- **At New Orleans (9/10)**, made his Titans debut and led the team with seven receptions for 65 yards, including a 16-yard catch to convert a third-and-10 in the fourth quarter. He was the first Titans player with seven receptions in a contest since Treylon Burks (seven) at Green Bay on Nov. 17, 2022.
- **Against the Los Angeles Chargers (9/17)**, tied for the team lead with four receptions and ranked third on the squad with 40 receiving yards. In the fourth quarter, he helped set up a go-ahead touchdown with a 14-yard catch to convert a third down. In overtime, he helped set up the game-winning field goal with another 14-yard grab.
- **At Cleveland (9/24)**, totaled a team-best 48 receiving yards on three receptions. All three of his receptions resulted in first downs, including a 26-yarder in the second quarter.
- **Against Cincinnati (10/1)**, registered a team-high 63 receiving yards on four receptions. In the second quarter, he caught a 38-yard pass from Ryan Tannehill to convert a third down, leading to a Titans touchdown two plays later.
- **At Indianapolis (10/8)**, appeared in his 150th career game (regular season) and led the Titans with eight receptions and 140 receiving yards, averaging 17.5 yards per catch. In the third quarter, he recorded catches of 16 yards and 36 yards on consecutive plays, leading to a Titans touchdown on the following play. He hauled in a 20-yard pass later in the third quarter during a drive that ended in a field goal, and he caught a 25-yard pass in the fourth quarter. He registered his 40th career 100-yard receiving game, his first as a member of the Titans, and his first since Oct. 30, 2022 at Minnesota as a member of the Arizona Cardinals. It was the Titans' first individual 100-yard receiving effort since Treylon Burks had 111 yards at Green Bay on Nov. 17, 2022, and Hopkins' 140 yards were the most by any Titans player in a game since A.J. Brown's 145 yards against the San Francisco 49ers on Dec. 23, 2021. Hopkins' eight receptions were his most in a game since a nine-catch effort against the San Francisco 49ers on Nov. 21, 2022 as a member of the Arizona Cardinals. It was the Titans' highest single-game total since A.J. Brown's 11 receptions against the 49ers on Dec. 23, 2021. Concluding the game with career totals of 879 receptions for 11,654 yards and 71 touchdowns, Hopkins recorded the fifth-highest total of receptions in a player's first 150 career games in NFL history. The only players to catch more passes in their first 150 games were Antonio Brown (928 receptions in 146 games), Marvin Harrison (907), Andre Johnson (900) and Julio Jones (890). He became the fourth player in NFL history with at least one catch in each of his first 150 games, joining Marvin Harrison (190 consecutive games), Keyshawn Johnson (167) and Marshall Faulk (158).
- **Against Baltimore (10/15)**, caught one pass for 20 yards.
- **Against Atlanta (10/29)**, led the team with 128 receiving yards and three touchdowns on four catches (32.0 avg.). It was his first career game with at least 100 receiving yards and three touchdown receptions. He logged his 13th career game with at least two touchdown receptions and his second career game with three touchdown receptions (Oct. 8, 2017 vs. Kansas City). It was his 41st career 100-yard receiving game and his second as a member of the Titans. In the first quarter, he caught his first touchdown as a member of the Titans on a 47-yard pass from Will Levis. It was Levis' first career touchdown pass, and Hopkins became the third player in NFL history to catch the first career touchdown pass of four different players, joining Marvin Harrison and Joey Galloway. He added a 16-yard touchdown reception in the second quarter and a 61-yard touchdown catch in the third quarter. The latter tied for the fourth-longest reception of his career.
- **At Pittsburgh (11/2)**, tied for the team lead with four receptions for 60 yards. He added a five-yard rushing attempt. In the first quarter, he converted a first-and-23 with a 29-yard reception. His 546 receiving yards ranked third for the franchise in its "Titans era" (1999 to present) for a player in the team's first eight games of a season, trailing only Derrick Mason's 599 yards in 2004 and Mason's 592 yards in 2003.
- **At Tampa Bay (11/12)**, totaled three receptions for 27 yards, including a 15-yard reception on the first offensive play of the game.

➤ **At Jacksonville (11/19)**, led the team with four receptions and 59 receiving yards, including a touchdown. On the final play of the third quarter, he caught a 43-yard touchdown pass from Will Levis. He became the 40th player in NFL history with 75 or more touchdown catches.

➤ **Against Carolina (11/26)**, led the team with 49 receiving yards and tied for third on the team with three receptions, including a pair of 19-yard grabs. With a 19-yard reception on the first offensive play of the game, he extended his active streak to 156 consecutive games with a reception—every game he has played since he entered the NFL. It is the longest active streak in the NFL. Hopkins' streak is the fourth-longest in NFL history to begin a career behind only Marvin Harrison (190 consecutive games), Keyshawn Johnson (167) and Marshall Faulk (158).

Hopkins' Career Regular Season Statistics:

| Year | Team | GP | GS | Rec | Yds | Avg | Lg | TD |
|---------------|------|------------|------------|------------|---------------|-------------|------------|-----------|
| 2013 | Hou | 16 | 16 | 52 | 802 | 15.4 | 66 | 2 |
| 2014 | Hou | 16 | 16 | 76 | 1,210 | 15.9 | 76t | 6 |
| 2015 | Hou | 16 | 16 | 111 | 1,521 | 13.7 | 61t | 11 |
| 2016 | Hou | 16 | 16 | 78 | 954 | 12.2 | 51 | 4 |
| 2017 | Hou | 15 | 15 | 96 | 1,378 | 14.4 | 72t | 13 |
| 2018 | Hou | 16 | 16 | 115 | 1,572 | 13.7 | 49t | 11 |
| 2019 | Hou | 15 | 15 | 104 | 1,165 | 11.2 | 43t | 7 |
| 2020 | Ari | 16 | 16 | 115 | 1,407 | 12.2 | 60 | 6 |
| 2021 | Ari | 10 | 10 | 42 | 572 | 13.6 | 55 | 8 |
| 2022 | Ari | 9 | 9 | 64 | 717 | 11.2 | 33t | 3 |
| 2023 | Ten | 11 | 11 | 45 | 699 | 15.5 | 61t | 4 |
| Totals | | 156 | 156 | 898 | 11,997 | 13.4 | 76t | 75 |

Hopkins' Career Postseason Statistics:

| Year | Team | GP | GS | Rec | Yds | Avg | Lg | TD |
|-----------------------|------|----------|----------|-----------|------------|-------------|-----------|----------|
| 2015 | Hou | 1 | 1 | 6 | 69 | 11.5 | 17 | 0 |
| 2016 | Hou | 2 | 2 | 11 | 132 | 12.0 | 38 | 1 |
| 2018 | Hou | 1 | 1 | 5 | 37 | 7.4 | 13 | 0 |
| 2019 | Hou | 2 | 2 | 15 | 208 | 13.9 | 41 | 0 |
| Playoff Totals | | 6 | 6 | 37 | 446 | 12.1 | 41 | 1 |

Hopkins' Regular Season Single-Game Highs:

Receptions - 14 at San Francisco (9/13/20)
Receiving Yards - 238 vs. Tennessee (11/30/14)
Long Reception - 76t vs. Washington (9/7/14)
Touchdowns - 3 (Twice, last vs. Atlanta, 10/29/23)

Hopkins' Playoff Single-Game Highs:

Receptions - 9 at Kansas City (1/12/20)
Receiving Yards - 118 at Kansas City (1/12/20)
Long Reception - 41 vs. Buffalo (1/4/20)
Touchdowns - 1 vs. Oakland (1/7/17)

NFL LEADERS SINCE 2013

Since entering the NFL as a first-round pick in 2013, Titans wide receiver **DeAndre Hopkins** ranks among the league leaders in several receiving categories.

Most receptions since 2013:

| Player | Current/Last Team | Receptions |
|---------------------------|-------------------------|------------|
| 1. DeAndre Hopkins | Tennessee Titans | 898 |
| 2. Keenan Allen | Los Angeles Chargers | 893 |
| 3. Travis Kelce | Kansas City Chiefs | 884 |
| 4. Davante Adams | Las Vegas Raiders | 838 |
| 5. Stefon Diggs | Buffalo Bills | 786 |
| 6. Antonio Brown | Tampa Bay Buccaneers | 777 |
| 7. Julio Jones | Philadelphia Eagles | 775 |
| 8. Mike Evans | Tampa Bay Buccaneers | 737 |
| 9. Jarvis Landry | New Orleans Saints | 713 |
| 10. Zach Ertz | Arizona Cardinals | 709 |



Most receiving yards since 2013:

| Player | Current/Last Team | Receiving Yards |
|---------------------------|-------------------------|-----------------|
| 1. DeAndre Hopkins | Tennessee Titans | 11,997 |
| 2. Julio Jones | Philadelphia Eagles | 11,488 |
| 3. Mike Evans | Tampa Bay Buccaneers | 11,275 |
| 4. Travis Kelce | Kansas City Chiefs | 11,076 |
| 5. Davante Adams | Las Vegas Raiders | 10,451 |
| 6. Keenan Allen | Los Angeles Chargers | 10,404 |
| 7. Antonio Brown | Tampa Bay Buccaneers | 10,229 |
| 8. Stefon Diggs | Buffalo Bills | 9,781 |
| 9. Tyreek Hill | Miami Dolphins | 9,664 |
| 10. Brandin Cooks | Dallas Cowboys | 9,068 |

Most receiving touchdowns since 2013:

| Player | Current/Last Team | Receiving TDs |
|---------------------------|-------------------------|---------------|
| 1. Davante Adams | Las Vegas Raiders | 91 |
| 2. Mike Evans | Tampa Bay Buccaneers | 90 |
| 3. Antonio Brown | Tampa Bay Buccaneers | 76 |
| 4. DeAndre Hopkins | Tennessee Titans | 75 |
| 5. Travis Kelce | Kansas City Chiefs | 74 |
| 6. Tyreek Hill | Miami Dolphins | 73 |
| 7. Stefon Diggs | Buffalo Bills | 67 |
| 8. Jimmy Graham | New Orleans Saints | 61 |
| 9. Keenan Allen | Los Angeles Chargers | 59 |
| Adam Thielen | Carolina Panthers | 59 |

Most 100-yard receiving games since 2013:

| Player | Current/Last Team | 100-Yard Rec Games |
|---------------------------|-------------------------|--------------------|
| 1. Julio Jones | Philadelphia Eagles | 50 |
| 2. Antonio Brown | Tampa Bay Buccaneers | 43 |
| 3. DeAndre Hopkins | Tennessee Titans | 41 |
| 4. Davante Adams | Las Vegas Raiders | 40 |
| 5. Keenan Allen | Los Angeles Chargers | 38 |
| 6. Travis Kelce | Kansas City Chiefs | 37 |
| 7. Stefon Diggs | Buffalo Bills | 36 |
| 8. Mike Evans | Tampa Bay Buccaneers | 35 |
| 9. Amari Cooper | Cleveland Browns | 33 |
| 10. Tyreek Hill | Miami Dolphins | 32 |

CONSECUTIVE GAMES WITH RECEPTION

DeAndre Hopkins has at least one reception in every game he has played during his career. He owns the longest active streak in the NFL and the fourth-longest streak to begin a career in the Super Bowl era (since 1966).

Most consecutive games with at least one reception, active streak:

| Player | Current Team | Games |
|---------------------------|-------------------------|------------|
| 1. DeAndre Hopkins | Tennessee Titans | 156 |
| 2. Travis Kelce | Kansas City Chiefs | 153 |
| 3. Stefon Diggs | Buffalo Bills | 131 |
| 4. Davante Adams | Las Vegas Raiders | 126 |
| 5. Zach Ertz | Arizona Cardinals | 123 |
| 6. George Kittle | San Francisco 49ers | 93 |
| 7. Evan Engram | Jacksonville Jaguars | 88 |
| 8. Keenan Allen | Los Angeles Chargers | 69 |
| 9. Chris Godwin | Tampa Bay Buccaneers | 68 |
| 10. Mike Evans | Tampa Bay Buccaneers | 66 |

Consecutive games with a reception to begin a career, Super Bowl era (1966–present):

| Player | Position | Games |
|---------------------------|-----------|---------------------|
| 1. Marvin Harrison | WR | 190 |
| 2. Keyshawn Johnson | WR | 167 |
| 3. Marshall Faulk | RB | 158 |
| 4. DeAndre Hopkins | WR | 156 (active) |
| 5. Jeremy Shockey | TE | 136 |
| 6. Calvin Johnson | WR | 135 |
| 7. <i>Stefon Diggs</i> | <i>WR</i> | <i>131 (active)</i> |
| 8. Michael Crabtree | WR | 120 |
| 9. Allen Robinson | WR | 116 |
| 10. Randy Moss | WR | 101 |

PLAYERS WITH 800/11,000/70

Wide receiver **DeAndre Hopkins** is one of 23 players in NFL history to reach 800 receptions, 11,000 receiving yards and 70 touchdown catches during a career.

Players in NFL history with 800 receptions, 11,000 receiving yards and 70 touchdown catches:

| Player | Receptions | Yards | Rec TDs |
|--------------------------------|------------|---------------|-----------|
| Jerry Rice ^{HOF} | 1,549 | 22,895 | 197 |
| Larry Fitzgerald | 1,432 | 17,492 | 121 |
| Tony Gonzalez ^{HOF} | 1,325 | 15,127 | 111 |
| Jason Witten | 1,228 | 13,046 | 74 |
| Marvin Harrison ^{HOF} | 1,102 | 14,580 | 128 |
| Cris Carter ^{HOF} | 1,101 | 13,899 | 130 |
| Tim Brown ^{HOF} | 1,094 | 14,934 | 100 |
| Terrell Owens ^{HOF} | 1,078 | 15,934 | 153 |
| Anquan Boldin | 1,076 | 13,779 | 82 |
| Reggie Wayne | 1,070 | 14,345 | 82 |
| Andre Johnson | 1,062 | 14,185 | 70 |
| Steve Smith | 1,031 | 14,731 | 81 |
| Isaac Bruce ^{HOF} | 1,024 | 15,208 | 91 |
| Hines Ward | 1,000 | 12,083 | 85 |
| Randy Moss ^{HOF} | 982 | 15,292 | 156 |
| Brandon Marshall | 970 | 12,351 | 83 |
| Antonio Gates | 955 | 11,841 | 116 |
| Andre Reed ^{HOF} | 951 | 13,198 | 87 |
| Antonio Brown | 928 | 12,291 | 83 |
| Torry Holt | 920 | 13,382 | 74 |
| DeAndre Hopkins | 895 | 11,948 | 75 |
| Irving Fryar | 851 | 12,785 | 84 |
| Steve Largent ^{HOF} | 819 | 13,089 | 100 |

HOF - Member of the Pro Football Hall of Fame

RECEPTIONS PER GAME IN 2022

DeAndre Hopkins totaled 64 receptions for 717 yards and three touchdowns in 2022 despite being limited to nine games. His average of 7.1 receptions per game ranked fourth in the NFL among all players.

Most receptions per game in 2022:

| Player | Team | Games | Receptions | Per Game |
|---------------------------|----------------|----------|------------|------------|
| 1. Cooper Kupp | LA Rams | 9 | 75 | 8.3 |
| 2. Justin Jefferson | Minnesota | 17 | 128 | 7.5 |
| 3. Ja'Marr Chase | Cincinnati | 12 | 87 | 7.3 |
| 4. DeAndre Hopkins | Arizona | 9 | 64 | 7.1 |
| 5. Tyreek Hill | Miami | 17 | 119 | 7.0 |
| 6. Chris Godwin | Tampa Bay | 15 | 104 | 6.9 |
| 7. Stefon Diggs | Buffalo | 16 | 108 | 6.8 |
| 8. Amon-Ra St. Brown | Detroit | 16 | 106 | 6.6 |
| Keenan Allen | LA Chargers | 10 | 66 | 6.6 |
| 10. Travis Kelce (TE) | Kansas City | 17 | 110 | 6.5 |

YOUNGEST TO 800 AND 11,000

As a member of the Arizona Cardinals on Oct. 30, 2022, Hopkins' first catch of the game at Minnesota was the 800th reception of his career. Only two players in NFL history reached 800 receptions at a younger age than Hopkins (30 years, 146 days)—**Larry Fitzgerald** and **Antonio Brown**.

Youngest players in NFL history to reach 800 career receptions:

| Player | Age Reaching 800 Receptions |
|---------------------------|-----------------------------|
| 1. Larry Fitzgerald | 30 years, 57 days |
| 2. Antonio Brown | 30 years, 138 days |
| 3. DeAndre Hopkins | 30 years, 146 days |
| 4. Jason Witten (TE) | 30 years, 238 days |
| 5. Andre Johnson | 31 years, 165 days |

On Nov. 21, 2022, DeAndre Hopkins had 91 yards against the 49ers to surpass 11,000 receiving yards for his career. At 30 years, 168 days old, he became the fourth-youngest player in NFL history to reach the milestone.

Youngest players in NFL history to reach 11,000 career receiving yards:

| Player | Age Reaching 11,000 Yards |
|---------------------------|---------------------------|
| 1. Calvin Johnson | 30 years, 33 days |
| 2. Larry Fitzgerald | 30 years, 85 days |
| 3. Antonio Brown | 30 years, 159 days |
| 4. DeAndre Hopkins | 30 years, 168 days |
| 5. Randy Moss | 30 years, 222 days |




HOPKINS' CAREER 100-YARD RECEIVING GAMES

| Date | Opp | W/L | Rec. | Yds. | Avg. | Lg | TD |
|-----------|------------------|-----|------|------|------|-----|----|
| 11/30/14 | Tennessee | W | 9 | 238 | 26.4 | 58t | 2 |
| 10/29/17 | at Seattle | L | 8 | 224 | 28.0 | 72t | 1 |
| 12/15/18 | at NY Jets | W | 10 | 170 | 17.0 | 45t | 2 |
| 10/8/15 | Indianapolis | L | 11 | 169 | 15.4 | 34 | 0 |
| 9/30/18 | at Indianapolis | W | 10 | 169 | 16.9 | 30 | 1 |
| 12/20/20 | Philadelphia | W | 9 | 169 | 18.8 | 45 | 1 |
| 10/30/22 | at Minnesota | L | 12 | 159 | 13.3 | 33 | 1 |
| 10/4/15 | at Atlanta | L | 9 | 157 | 17.4 | 28 | 0 |
| 10/7/18 | Dallas | W | 9 | 151 | 16.8 | 49 | 0 |
| 9/13/20 | at San Francisco | W | 14 | 151 | 10.8 | 33 | 0 |
| 12/10/17 | San Francisco | L | 11 | 149 | 13.5 | 29t | 2 |
| 10/18/15 | at Jacksonville | W | 10 | 148 | 14.8 | 29 | 2 |
| 12/30/18 | Jacksonville | W | 12 | 147 | 12.3 | 43 | 0 |
| 10/8/23 | at Indianapolis | L | 8 | 140 | 17.5 | 36 | 0 |
| 9/27/20 | Detroit | L | 10 | 137 | 13.7 | 30 | 0 |
| 12/13/20 | at NY Giants | W | 9 | 136 | 15.1 | 41 | 0 |
| 10/11/20 | at NY Jets | W | 6 | 131 | 21.8 | 45 | 1 |
| 10/29/23 | Atlanta | W | 4 | 128 | 32.0 | 61t | 3 |
| 11/15/20 | Buffalo | W | 7 | 127 | 18.1 | 43t | 1 |
| 11/27/17 | at Baltimore | L | 7 | 125 | 17.9 | 39 | 0 |
| 1/1/17 | at Tennessee | L | 7 | 123 | 17.6 | 51 | 0 |
| 12/8/19 | Denver | L | 7 | 120 | 17.1 | 43t | 1 |
| 12/15/19 | at Tennessee | W | 6 | 119 | 19.8 | 35 | 0 |
| 11/22/15 | NY Jets | W | 5 | 118 | 23.6 | 61t | 2 |
| 1/12/20 * | at Kansas City | L | 9 | 118 | 13.1 | 38 | 0 |
| 9/15/13 | Tennessee | W | 7 | 117 | 16.7 | 28 | 1 |
| 12/27/15 | at Tennessee | W | 7 | 117 | 16.7 | 44 | 1 |
| 9/21/14 | at NY Giants | L | 6 | 116 | 19.3 | 49 | 0 |
| 11/2/14 | Philadelphia | L | 6 | 115 | 19.2 | 45 | 1 |
| 9/18/16 | Kansas City | W | 7 | 113 | 16.1 | 35 | 1 |
| 11/12/17 | at LA Rams | L | 7 | 111 | 15.9 | 36 | 0 |
| 9/9/19 | at New Orleans | L | 8 | 111 | 13.9 | 38 | 2 |
| 9/16/18 | at Tennessee | L | 6 | 110 | 18.3 | 31 | 1 |
| 10/27/19 | Oakland | W | 11 | 109 | 9.9 | 21 | 0 |
| 10/20/14 | at Pittsburgh | L | 6 | 108 | 18.0 | 32 | 0 |
| 10/1/17 | Tennessee | W | 10 | 107 | 10.7 | 21 | 1 |
| 10/20/19 | at Indianapolis | L | 9 | 106 | 11.8 | 21 | 1 |
| 11/4/18 | at Denver | W | 10 | 105 | 10.5 | 16t | 1 |
| 12/23/18 | at Philadelphia | L | 9 | 104 | 11.6 | 18 | 0 |
| 10/25/20 | Seattle | W | 10 | 103 | 10.3 | 35t | 1 |
| 10/20/22 | New Orleans | W | 10 | 103 | 10.3 | 18 | 0 |
| 9/27/15 | Tampa Bay | W | 8 | 101 | 12.6 | 29 | 1 |

* Playoffs

#15 • WR NICK WESTBROOK-IKHINE

6-2, 211, 4th Year, Indiana
[Click for complete bio](#)



Wide receiver **Nick Westbrook-Ikhine** is in his fourth NFL season in 2023. He was originally signed by the Titans as a rookie free agent on May 7, 2020.

From the beginning of 2021, his second year in the NFL, through his third year, Westbrook-Ikhine led the Titans in receiving yards (873) and touchdown catches (seven), and his 63 receptions in that time tied for first place.

In 2022, Westbrook-Ikhine appeared in all 17 games with a career-high 13 starts. He posted 25 catches for 397 yards and three touchdowns.

In 2021, he played in 16 games with seven starts. He ranked second on the team and set career highs with 38 receptions, 476 receiving yards and four touchdown catches, and he added three tackles on special teams. Westbrook-Ikhine was named the team's 2021 recipient of the Ed Block Courage Award.

As a rookie in 2020, he appeared in 14 games with one start and totaled three receptions for 33 yards, two special teams tackles and one reception for a two-point conversion. In one playoff game, he registered two catches for 17 yards and a special teams tackle.

A native of Lake Mary, Fla., he appeared in 52 games with 36 starts at Indiana University, where he totaled 144 receptions for 2,226 yards with 16 touchdowns over four seasons. He ranked sixth in school history in catches, seventh in yardage and touchdowns, and tied for seventh in 100-yard receiving games (six). He became the seventh Hoosier to reach 125 receptions and 2,000 yards. As a senior in 2019, he caught 42 passes for 572 yards and five touchdowns.

2023 Game Notes:

- **At New Orleans (9/10)**, ranked second on the team with four receptions and 58 receiving yards. He recorded catches of 21 and 24 yards in a span of three plays in the fourth quarter to help set up a field goal.
- **Against the Los Angeles Chargers (9/17)**, caught three passes for 25 yards, including a four-yard touchdown with 2 minutes and 22 seconds remaining in the fourth quarter. It was his first touchdown reception of the season and his eighth career touchdown reception.
- **Against Cincinnati (10/1)**, led the team with five receptions and finished second on the squad with 51 receiving yards. In the second quarter, he caught a 13-yard touchdown pass from Ryan Tannehill for his ninth career touchdown catch. Later in the second quarter, he added a 22-yard reception that preceded a Titans touchdown on the following play. During the contest he reached the 1,000-yard career receiving plateau.
- **At Indianapolis (10/8)**, caught one pass for nine yards.
- **Against Baltimore (10/15)**, led the offense with three receptions for 25 yards.
- **Against Atlanta (10/29)**, hauled in a 33-yard touchdown pass from Will Levis in the fourth quarter. The play ultimately provided the winning margin in the 28-23 victory. It was his third touchdown reception of 2023 and his 10th career touchdown catch.
- **At Pittsburgh (11/2)**, hauled in a 23-yard pass from Will Levis in the second quarter during a touchdown drive.



- **At Tampa Bay (11/12)**, caught one pass for nine yards.
- **At Jacksonville (11/19)**, registered one catch for seven yards.
- **Against Carolina (11/26)**, tied for the team lead with four receptions and tied for third on the team with 41 receiving yards. He helped set up a field goal at the end of the first half with an 18-yard reception.

Westbrook-Ikhine's Career Regular Season Statistics:

| Year | Team | GP | GS | Rec | Yds | Avg | Lg | TD |
|---------------|------|-----------|-----------|-----------|--------------|-------------|------------|-----------|
| 2020 | Ten | 14 | 1 | 3 | 33 | 11.0 | 19 | 0 |
| 2021 | Ten | 16 | 7 | 38 | 476 | 12.5 | 46 | 4 |
| 2022 | Ten | 17 | 13 | 25 | 397 | 15.9 | 63t | 3 |
| 2023 | Ten | 11 | 6 | 24 | 281 | 11.7 | 33t | 3 |
| Totals | | 58 | 27 | 90 | 1,187 | 13.2 | 63t | 10 |

Westbrook-Ikhine's Career Postseason Statistics:

| Year | Team | GP | GS | Rec | Yds | Avg | Lg | TD |
|---------------|------|----------|----------|----------|-----------|------------|-----------|----------|
| 2020 | Ten | 1 | 0 | 2 | 17 | 8.5 | 12 | 0 |
| 2021 | Ten | 1 | 0 | 0 | 0 | - | 0 | 0 |
| Totals | | 2 | 0 | 2 | 17 | 8.5 | 12 | 0 |

Westbrook-Ikhine's Regular Season Single-Game Highs:

- Receptions** - 7 vs. Houston (11/21/21)
- Receiving Yards** - 119 vs. Denver (11/13/22)
- Long Reception** - 63t vs. Denver (11/13/22)
- Receiving Touchdowns** - 2 vs. Denver (11/13/22)

Westbrook-Ikhine's Playoff Single-Game Highs:

- Receptions** - 2 vs. Baltimore (1/10/21)
- Receiving Yards** - 17 vs. Baltimore (1/10/21)
- Long Reception** - 12 vs. Baltimore (1/10/21)

MORE TITANS WIDE RECEIVERS

14 - WR COLTON DOWELL

6-3, 312, Rookie, Tennessee-Martin

- The Titans selected Colton Dowell with the 228th overall pick in the seventh round of the 2023 NFL Draft.
- During six seasons at Tennessee-Martin, Dowell appeared in 47 games with 34 starts and recorded 177 receptions for 2,796 yards and 19 touchdowns. He established a new UT-Martin record for career receiving yardage and also registered 11 career 100-yard receiving performances.
- He earned first-team All-OVC honors in 2020 and 2022 and second-team All-OVC honors in 2019 and 2021.
- As a graduate in 2022, he started all 11 games for the Skyhawks at wide receiver and tallied 67 receptions for 1,036 yards and six touchdowns to lead the team to an OVC Championship. He became the fourth player in program history to eclipse 1,000 receiving yards in a season, averaging 15.5 yards per reception and 94.7 all-purpose yards per game. Within the conference, he finished in the top five in receptions (second), receiving yards (second), receiving yards per game (second) and touchdowns (fourth). Among all FCS players, he ranked ninth in receiving yards per game, 13th in receiving yards and 19th in receptions per game.
- As a senior in 2021, he started six games for the Skyhawks before suffering a season-ending injury. His totals included 22 receptions for 398 yards and two touchdowns.
- He is a native of Lebanon, Tenn.



2023 Game Notes:

- **Against Cincinnati (10/1)**, made his NFL debut.
- **Against Carolina (11/26)**, led the team with two special teams tackles.

5 - WR KEARIS JACKSON

5-11, 196, Rookie, Georgia

- Kearis Jackson (first name pronounced "key-AIR-iss") was signed by the Titans as a rookie free agent following the 2023 NFL Draft.
- Jackson appeared in 55 games with 14 starts over five seasons at Georgia (2018-22). His career totals included 78 receptions for 1,107 yards and four touchdowns, and he also returned 35 kickoffs for 805 yards and 42 punts for 338 yards.
- As a graduate in 2022, he played in all 15 games with three starts and finished with 21 receptions for 320 yards. He also returned 18 kickoffs for



391 yards. His efforts helped the Bulldogs to a perfect 15-0 record, an SEC championship and a second consecutive national championship.

- As a senior in 2021, he played in 15 games with two starts, totaling 16 receptions for 194 yards and one touchdown to go along with 22 punt returns for 189 yards (8.6-yard average) and six kickoff returns for 116 yards. He helped the Bulldogs to an FBS championship.
- He is a native of Fort Valley, Ga.

2023 Game Notes:

- **At New Orleans (9/10)**, returned four punts for 37 yards (9.3 avg.), including a 14-yard return, in his NFL debut.
- Placed on injured reserve on Sept. 22, 2023.

11 - WR CHRIS MOORE

6-1, 200, 4th Year/1st with Titans, Cincinnati

- Chris Moore was signed by the Titans as an unrestricted free agent on April 19, 2023 after spending five seasons with the Baltimore Ravens (2016-20) and two seasons with the Houston Texans (2021-22).
- In 2022, he appeared in 16 games with seven starts for the Texans and tallied career highs in receptions (48) and receiving yards (548) to go along with two receiving scores.
- After being selected by the Ravens in the fourth round (107th overall) of the 2016 NFL Draft, Moore recorded 47 receptions for 511 yards with four touchdowns in five seasons with the team. He also excelled on special teams with the Ravens in returning kicks, as well as in punt coverage where he scored two touchdowns, one on a block return in 2016 and one recovering a loose ball in 2017.
- Moore played four seasons at the University of Cincinnati (2012-15), where he amassed 119 receptions for 2,301 yards and 26 touchdowns in 50 games played (34 starts). He left the school as the Bearcats' all-time leader in touchdown receptions and ranked sixth in receiving yards in program history.
- He is a native of Tampa, Fla.




2023 Game Notes:

- **At New Orleans (9/10)**, made his Titans debut.
- **Against the Los Angeles Chargers (9/17)**, caught a 49-yard pass from Ryan Tannehill in the fourth quarter to help set up a touchdown six plays later. It was the third-longest reception of his career.
- **At Cleveland (9/24)**, totaled 41 yards on a pair of receptions, including a 33-yard catch on a pass from Ryan Tannehill late in the second quarter to convert a fourth down.
- **Against Cincinnati (10/1)**, caught a 44-yard pass from Ryan Tannehill in the second quarter. It was his third consecutive games with a reception of at least 33 yards.
- **At Pittsburgh (11/2)**, caught a 29-yard pass from Will Levis in the fourth quarter.
- **At Jacksonville (11/19)**, led the Titans with 87 scrimmage yards, including 38 rushing yards and 49 receiving yards. His scrimmage yardage total was the third-best figure of his career. In the first quarter, he rushed for a 38-yard gain on a reverse, logging the longest rushing attempt of his career. In the fourth quarter, his 49-yard reception helped set up a Titans touchdown. It tied for his longest reception of the season and tied for the third-longest catch of his career. It was also his third reception of the season of 40-plus yards.



➤ **Against Carolina (11/26)**, appeared in his 100th NFL game (regular season) and totaled three receptions for 41 yards. He added a 21-yard kickoff return—his first kickoff return as a member of the Titans and his first since 2019 as a member of the Baltimore Ravens. In the fourth quarter, he caught a 22-yard pass from Will Levis in the fourth quarter.

18 - WR KYLE PHILIPS
5-11, 189, 2nd Year, UCLA



- The Titans selected Kyle Philips with the 163rd overall pick in the fifth round of the 2022 NFL Draft.
- As a rookie in 2022, Philips appeared in four games before ending the campaign on injured reserve. He totaled eight receptions for 78 yards and five punt returns for 62 yards (12.4 avg.).
- Started 23 of his 34 games during a four-year career at UCLA, where he totaled 163 receptions for 1,821 yards and 17 touchdowns. He added 25 punt returns for 496 yards (19.8 avg.) with two touchdowns.
- He registered at least one reception in 32 of his 34 college games, including a streak of 29 straight games to end his career.
- At the end of his UCLA career, he ranked fourth on the school's all-time career receptions list. He was the first Bruin to lead the team in receptions in three straight seasons since Craig Bragg from 2001 to 2004.
- As a junior in 2021, he led the Bruins in receptions (59), receiving yards (739) and receiving touchdowns (10). He also led the team in punt returns (nine) and punt return average (22.6).
- As a redshirt freshman in 2019, he posted a career-high 60 receptions for 681 yards and five touchdowns.
- He is a native of San Marcos, Calif.

2023 Game Notes:

- Placed on injured reserve on Aug. 31, 2023.
- Activated from injured reserve on Oct. 7, 2023.
- **At Indianapolis (10/8)**, saw his first action of the season after spending the first four games on injured reserve. He gained 12 yards in the first quarter on his only punt return.
- **Against Atlanta (10/29)**, caught three passes for 24 yards.
- **At Pittsburgh (11/2)**, tied for the team lead with four receptions and led the team with 68 receiving yards. His yardage total established a new career high. In the final minute of the first half, he recorded catches of 24 and 21 yards on consecutive plays to help set up a field goal.
- **At Tampa Bay (11/12)**, led the team in receiving yards for the second consecutive week, catching three passes for 61 yards. He hauled in passes from Will Levis of 29 and 23 yards in the fourth quarter.
- **At Jacksonville (11/19)**, caught one pass for 10 yards.



TITANS OFFENSIVE LINEMEN

CENTERS

| No. | Name | Ht | Wt | Exp | College |
|-----|---------------|-----|-----|-----|-------------|
| 55 | Brewer, Aaron | 6-1 | 295 | 4 | Texas State |
| 62 | Levin, Corey | 6-4 | 307 | 5 | Chattanooga |

GUARDS

| No. | Name | Ht | Wt | Exp | College |
|-----|----------------------|-----|-----|-----|--------------------|
| 60 | Brunskill, Daniel | 6-5 | 300 | 5 | San Diego State |
| 75 | Radunz, Dillon | 6-6 | 301 | 3 | North Dakota State |
| 77 | Skoronski, Peter | 6-4 | 313 | R | Northwestern |
| 72 | Throckmorton, Calvin | 6-5 | 311 | 3 | Oregon |

TACKLES

| No. | Name | Ht | Wt | Exp | College |
|-----|----------------------------|-----|-----|-----|--------------------|
| 71 | Dillard, Andre | 6-5 | 315 | 5 | Washington State |
| 79 | Duncan, Jaelyn | 6-6 | 306 | R | Maryland |
| 66 | Hubbard, Chris (IR) | 6-4 | 295 | 10 | Alabama-Birmingham |
| 78 | Petit-Frere, Nicholas (IR) | 6-5 | 316 | 2 | Ohio State |

#55 • OL AARON BREWER

6-1, 295, 4th Year, Texas State
[Click for complete bio](#)



Aaron Brewer is in his fourth NFL season in 2023. He was signed by the Titans as an undrafted free agent on May 7, 2020.

In 2022, Brewer played in every game and started every game for the first time in his career. He started 15 contests at left guard and two games at center, and he helped running back **Derrick Henry** finish second in the NFL with 1,538 rushing yards.

In 2021, he appeared in 12 games with a career-high five starts, including three starts at right guard and two starts at left guard.

As a rookie in 2020, he appeared in 12 games with one start at left guard (Nov. 22 at Baltimore) before landing on reserve/COVID-19 for the postseason.

The Dallas, Texas, native appeared in 48 games with 47 consecutive starts in four seasons at Texas State. During his college career, he started at least five games at every position on the offensive line. He totaled eight starts at left tackle, seven starts at left guard, 15 starts at center, five starts at right guard and 12 starts at right tackle.

As a senior, he started all 12 contests at right tackle and earned All-Sun Belt second-team recognition. He was the highest-graded offensive lineman in the Sun Belt Conference (82.8) by Pro Football Focus, surrendering just three combined sacks and hits in 496 snaps in pass protection.

Brewer's Career Regular Season Games Played/Games Started:


| Year | Team | GP | GS | Starts by Position |
|-------------------|------|-----------|-----------|--------------------------|
| 2020 | Ten | 12 | 1 | LG-1 |
| 2021 | Ten | 12 | 5 | LG-2, RG-3 |
| 2022 | Ten | 17 | 17 | LG-15, C-2 |
| 2023 | Ten | 11 | 11 | C-11 |
| NFL Totals | | 52 | 34 | LG-18, RG-3, C-13 |

Brewer's Career Postseason Games Played/Games Started:

| Year | Team | GP | GS | Starts by Position |
|-----------------------|------|----------|----------|--------------------|
| 2020 | Ten | 0 | 0 | |
| 2021 | Ten | 1 | 0 | |
| Playoff Totals | | 1 | 0 | |

#60 • OL DANIEL BRUNSKILL

6-5, 300, 5th Year/1st with Titans, San Diego State
[Click for complete bio](#)



Daniel Brunskill is in his fifth NFL season and his first campaign with the Titans in 2023. He was signed as an unrestricted free agent on March 20, 2023.

Brunskill joined the Titans after spending four seasons (2019-22) with the San Francisco 49ers. In San Francisco, he appeared in 61 games and totaled 42 starts, including starts at every offensive line position: one at left tackle, one at left guard, eight at center, 28 at right guard and four at right tackle. During his four years with San Francisco, the 49ers ranked fifth in the NFL in rushing yards (8,7720) and third in rushing touchdowns (84).

Brunskill also arrived in Tennessee with nine games of postseason experience, including a Super Bowl appearance during the 2019 season.

In 2022, Brunskill played in 14 contests with one start at left guard and one start at right guard. He contributed to an offense that ranked fifth in the league in total yards and sixth in scoring.

In 2021, he recorded a career-high 17 starts, all at right guard.

In 2017, Brunskill entered the NFL as an undrafted college free agent with the Atlanta Falcons. He spent two years on Atlanta's practice squad before signing with San Francisco in 2019.

The Valley Center, Calif., native played four seasons at San Diego State University (2013-16), where he appeared in 54 games with 32 starts. He switched from tight end to offensive line prior to his senior season and finished his college career with 15 receptions for 143 yards and three touchdowns.

Brunskill's Career Regular Season Games Played/Games Started:

| Year | Team | GP | GS | Starts by Position |
|-------------------|------|-----------|-----------|-------------------------------------|
| 2019 | SF | 14 | 7 | RT-4, RG-2, LT-1 |
| 2020 | SF | 16 | 16 | RG-8, C-8 |
| 2021 | SF | 17 | 17 | RG-17 |
| 2022 | SF | 14 | 2 | RG-1, LG-1 |
| 2023 | Ten | 10 | 10 | RG-10 |
| NFL Totals | | 71 | 52 | RG-38, C-8, RT-4, LG-1, LT-1 |

Brunskill's Career Postseason Games Played/Games Started:

| Year | Team | GP | GS | Starts by Position |
|-----------------------|------|----------|----------|--------------------|
| 2019 | SF | 3 | 0 | |
| 2021 | SF | 3 | 3 | RG-3 |
| 2022 | SF | 3 | 0 | |
| Playoff Totals | | 9 | 3 | RG-3 |

#71 • OL ANDRE DILLARD

6-5, 315, 5th Year/1st with Titans, Washington State
[Click for complete bio](#)



Andre Dillard is in his fifth NFL season and his first campaign with the Titans in 2023. He was signed as an unrestricted free agent on March 20, 2023.

Dillard joined the Titans after spending four seasons (2019-22) with the Philadelphia Eagles. In Philadelphia, he played in 43 games with nine starts, including eight starts at left tackle and one start at right tackle.

In 2022, he appeared in 12 games and added three games played during the postseason. He was part of a team that won the NFC and advanced to Super Bowl LVII.

In 2021, the Eagles led the NFL in rushing offense (159.7 yards/game). Dillard recorded 15 games played and five starts.

As a rookie in 2019, Dillard played in every game and notched four starts—three at left tackle and one at right tackle.

The Eagles selected Dillard in the first round (22nd overall) of the 2019 NFL Draft following his career at Washington State, where he earned All-America honors as a senior after allowing one sack in 722 pass-blocking snaps. He played 42 games during his college career, including 39 starts at left tackle to end his college career for the Cougars.

He is a native of Woodinville, Wash.

Dillard's Career Regular Season Games Played/Games Started:

| Year | Team | GP | GS | Starts by Position |
|-------------------|------|-----------|-----------|--------------------|
| 2019 | Phi | 16 | 4 | LT-3, RT-1 |
| 2020 | Phi | 0 | 0 | |
| 2021 | Phi | 15 | 5 | LT-5 |
| 2022 | Phi | 12 | 0 | |
| 2023 | Ten | 10 | 8 | LT-8 |
| NFL Totals | | 53 | 17 | LT-16, RT-1 |

Dillard's Career Postseason Games Played/Games Started:

| Year | Team | GP | GS | Starts by Position |
|-----------------------|------|----------|----------|--------------------|
| 2019 | Phi | 1 | 0 | |
| 2021 | Phi | 1 | 0 | |
| 2022 | Phi | 3 | 0 | |
| Playoff Totals | | 5 | 0 | |

#78 • OL NICHOLAS PETIT-FRERE

6-5, 316, 2nd Year, Ohio State
[Click for complete bio](#)



Nicholas Petit-Frere (pronounced "puh-TEET FRAIR") is in his second NFL season in 2023. He was selected by the Titans with the 69th overall pick in the third round of the 2022 NFL Draft.

As a rookie, Petit-Frere started 16 games at right tackle. He joined Michael Roos (2005), Chance Warmack (2013) and Jack Conklin (2016) as the only offensive linemen in the franchise's "Titans era" (1999–present) to start at least 16 games as a rookie. Petit-Frere helped running back Derrick Henry rush for 1,538 yards, which ranked second in the NFL.

In four seasons at Ohio State, Petit-Frere saw action in 35 career games with 20 starts. He was a member of three consecutive Big Ten Conference championship teams (2018-20) and was a part of two Ohio State teams that qualified for the College Football Playoffs (2019-2020).

As a junior in 2021, he was named first team All-Big Ten by both the coaches and media after starting all 12 games at left tackle, helping Ohio State lead the nation in total offense and scoring offense. He added first-team All-American honors by the Football Writers Association of America and CBS Sports.

As a sophomore in 2020, he received second-team All-Big Ten honors after starting seven games at right tackle for the eighth-ranked rushing attack in the country. He was an Academic All-Big Ten selection.

Petit-Frere is a native of Tampa, Fla.

2023 Notes:


- Placed on injured reserve on Nov. 11, 2023.

Petit-Frere's Career Regular Season Games Played/Games Started:

| Year | Team | GP | GS | Starts by Position |
|-------------------|------|-----------|-----------|--------------------|
| 2022 | Ten | 16 | 16 | RT-16 |
| 2023 | Ten | 3 | 2 | RT-1, LT-1 |
| NFL Totals | | 19 | 18 | RT-17, LT-1 |

#77 • OL PETER SKORONSKI

6-4, 313, Rookie, Northwestern
[Click for complete bio](#)



Peter Skoronski was selected by the Titans with the 11th overall pick in the first round of the 2023 NFL Draft.

During a three-year career at Northwestern University, Skoronski started all 33 games at left tackle without missing a game. He earned second-team All-Big Ten honors as a freshman and first-team recognition in each of the next two seasons. He became the first offensive lineman in program history to earn two All-Big Ten first-team awards.

While he was a three-year starter at left tackle, he possesses the versatility to move inside to guard.

As a junior in 2022, he was named the Rimington-Pace Big Ten Offensive Lineman of the Year—the first ever by a Northwestern lineman—after starting all 12 games at left tackle. He was the first player in school history to become a unanimous first-team All-American and was named first-team All-Big Ten by coaches and media. He finished as a finalist for the

2022 Outland Trophy, recognizing nation's best college interior lineman on both offense and defense.

When the Titans drafted Skoronski, he became Northwestern's highest draft selection since guard **Chris Hinton** went to Denver with the fourth pick in 1983, and he was the 11th player in program history to be picked in the first round.

His grandfather, **Bob Skoronski Sr.**, was a left tackle for the Green Bay Packers, playing nine total seasons with the franchise. He was a permanent offensive captain for the Packers under **Vince Lombardi** and played on five NFL championship teams. In 1976, he was inducted into the Packers Hall of Fame. **Bob Skoronski Jr.**, Peter's father, was an All-Ivy League football player at Yale.

Peter Skoronski attended Maine South High School in Park Ridge, Ill.

Skoronski's 2023/Career Regular Season Games Played/Games Started:

| Year | Team | GP | GS | Starts by Position |
|------|------|----|----|--------------------|
| 2023 | Ten | 8 | 8 | LG-8 |

Skoronski's College Games Played/Games Started:

| Year | Team | GP | GS | Starts by Position |
|-----------------------|--------------|-----------|-----------|--------------------|
| 2020 | Northwestern | 9 | 9 | LT-9 |
| 2021 | Northwestern | 12 | 12 | LT-12 |
| 2022 | Northwestern | 12 | 12 | LT-12 |
| Playoff Totals | | 33 | 33 | LT-33 |

MORE TITANS OFFENSIVE LINEMEN

79 - OL JAELYN DUNCAN

6-6, 306, Rookie, Maryland

➤ Jaelyn Duncan was selected by the Tennessee Titans in the sixth round (186th overall) of the 2023 NFL Draft.

➤ In five seasons at Maryland (2018-22), Duncan appeared in 42 games with 39 starts. A four-year starter on the offensive line, he won the starting left tackle position one game into his redshirt freshman campaign and went on to earn All-Big Ten honorable mention three times during his career (2020-22).

➤ As a senior in 2022, he played and started in 12 games at left tackle. He blocked for a Maryland passing offense that ranked third in the Big Ten in 2022 by averaging 259.8 yards per game through the air. Following the season, he was named honorable mention All-Big Ten and selected to participate in the Reese's Senior Bowl.

➤ As a junior in 2021, Duncan appeared in all 13 games with 11 starts at left tackle. He was part of an offense that set a program record for most passing yards in a season with 3,960, protecting quarterback Taulia Tagovailoa, who broke program records in passing yards (3,860), passing touchdowns (26), completions (328), completion percentage (69.2%) and 300-yard passing games (seven). Duncan was named honorable mention All-Big Ten.

➤ Duncan is a native of New Carrollton, Md.



66 - OL CHRIS HUBBARD

6-4, 295, 10th Year/1st with Titans, Alabama-Birmingham

➤ Chris Hubbard was signed by the Titans as a free agent on July 28, 2023.

➤ Hubbard entered the NFL as an undrafted rookie free agent with the Steelers in 2013. Over the next nine seasons, he played in 85 total games with 49 starts during his time with the Steelers (2013-17) and Cleveland Browns (2018-22). He recorded 41 starts at right tackle, four starts at right guard and four starts as an extra tight end.

➤ In 2022, he played in four games with one start for the Browns.


➤ In 2019, Hubbard started 13 games at right tackle with the Browns.

➤ In 2018, he started a career-high 16 games in his first year in Cleveland.

➤ During his college career at Alabama-Birmingham, he appeared in 40 games and notched 29 starts.

➤ A native of Columbus, Ga., Hubbard's uncle is former NFL player Brentson Buckner, currently the defensive line coach for the Jacksonville Jaguars.

➤ He is a native of Columbus, Ga.



2023 Notes:

➤ Placed on injured reserve on Nov. 25, 2023.

62 - C/G COREY LEVIN

6-4, 307, 5th year, Chattanooga

➤ Corey Levin was claimed by the Titans off waivers from the New York Jets on Sept. 1, 2021, rejoining the team that selected him in the sixth round (217th overall) of the 2017 NFL Draft. After spending the first four games of 2021 on the practice squad, he was signed to the 53-man roster on Oct. 8.

➤ In 2022, he appeared in all 17 games, including starts at center in the final three games of the season.

➤ In 2021, he appeared in 12 games as a reserve.

➤ He played in 16 games during his previous stint with the Titans (2017-18) before spending time with Denver and Chicago in 2019 and New England in 2020. He signed with the Jets during the 2021 offseason and was there through the 2021 preseason.

➤ In 2018, he appeared in all 16 games for the Titans with one start (Oct. 21 vs. the Chargers in London).

➤ As a rookie in 2017, Levin spent the entire season on the 53-man roster but did not see game action. He was inactive 14 times and did not play in two other contests.

➤ A native of Dacula, Ga., he appeared in 52 career games with 51 starts at Chattanooga, 45 of which were consecutive. He developed versatility over his four-year collegiate career, making starts at left guard, and both tackle spots.



75 - OL DILLON RADUNZ

6-6, 301, 3rd Year, North Dakota State

➤ The Titans selected Dillon Radunz with the 53rd overall pick in the second round of the 2021 NFL Draft.

➤ In 2022, he appeared in 11 games, including four starts. He started two games at left guard and two games at right guard. His season came to an end on Dec. 21 when he was placed on injured reserve.

➤ As a rookie in 2021, he appeared in 12 games with one start at left tackle.

➤ A native of Becker, Minn., Radunz declared for the NFL Draft after North Dakota State's lone fall game his senior season, choosing to forego the Bisons' spring football schedule.

➤ He started 32 collegiate games at NDSU and was a member of four Missouri Valley Football Conference championship teams and three NCAA Division I football national championships.

➤ In 2020, he made his 32nd consecutive and final start at left tackle for the Bison in the Oct. 3 season opener against Central Arkansas and helped the Bison rush for 276 yards in the 39-28 victory.

➤ As a junior in 2019, he started all 16 games at left tackle. In 12 regular season games, he played 682 snaps with 63 knockdowns and zero sacks allowed. NDSU rushed for a school-record 4,601 yards.

➤ He is a native of Becker, Minn.



72 - OL CALVIN THROCKMORTON

6-5, 311, 3rd Year, Oregon

➤ Claimed off waivers from the Carolina Panthers on Nov. 15, 2023.

➤ Prior to joining the Titans, played in 40 total games for the New Orleans Saints (2021-22) and Carolina Panthers (2023).

➤ Started seven games for the Panthers in 2023: four at right guard and three at left guard.

➤ Originally signed by Saints as a free agent rookie in 2020. He spent his entire rookie season on New Orleans' practice squad before playing in 31 games with 20 starts from 2021-22.

➤ Played collegiately at Oregon, where he made 52 consecutive starts for the Ducks at every offensive line position except left guard.

➤ Native of Bellevue, Wash.





TITANS DEFENSIVE LINEMEN

| No. | Name | Ht | Wt | Exp | College |
|-----|--------------------|-----|-----|-----|-----------------------|
| 96 | Autry, Denico | 6-5 | 285 | 10 | Mississippi State |
| 91 | Brown, Shakel (IR) | 6-3 | 295 | R | Troy |
| 69 | McLendon Jr., TK | 6-4 | 275 | R | Eastern Kentucky |
| 95 | Peko, Kyle | 6-1 | 305 | 5 | Oregon State |
| 98 | Simmons, Jeffery | 6-4 | 305 | 5 | Mississippi State |
| 93 | Tart, Tear | 6-2 | 304 | 4 | Florida International |

#96 • DL DENICO AUTRY

6-5, 285, 10th Year, Mississippi State
[Click for complete bio](#)



Defensive lineman **Denico Autry** is in his 10th NFL season and his third season with the Titans in 2023. He was signed by the Titans as an unrestricted free agent on March 19, 2021.

During his first two seasons in Tennessee, Autry appeared in 29 games and led the Titans with 17 total sacks. It was the highest sack total of Autry's career in any two-year period.

Although injuries limited him to 12 games in 2022 (eight starts), he led the defense with eight sacks and a career-high 45 quarterback pressures. He also tallied 27 tackles, eight tackles for loss, four passes defended, two forced fumbles and a blocked extra point.

Autry has been one of the NFL's best in blocking opponent kicks and punts. From 2014 to 2022, he recorded a league-high total of 10 blocks, including three field goals, six extra points and one punt. He blocked an extra point in 2022.

In 2021, Autry appeared in all 17 games with 11 starts and finished second on the team with nine sacks. His sack total tied his career high, matching the nine sacks he had in 2018 as a member of the Indianapolis Colts. He added 32 tackles, 44 quarterback pressures, 10 tackles for loss and six passes defended.

After entering the NFL as a rookie free agent with the Oakland Raiders in 2014, Autry played four seasons with the Raiders (2014-17) and then three seasons with the Indianapolis Colts (2018-20). During that time he appeared in 96 games with 56 starts and amassed 200 tackles, 30.5 sacks, 53 quarterback hits, 17 passes defended, three forced fumbles and three fumble recoveries.

In 2020, Autry collected 33 tackles, 7.5 sacks, 10 quarterback pressures and nine tackles for loss in 14 games with the Colts. His 13 starts were the second-highest total of his career (14 in 2019).

In 2018, Autry led the Colts with a career-best nine sacks in his first season in Indianapolis. He also posted career highs with 13 tackles for loss and two forced fumbles.

The Albemarle, N.C., native played in 26 games (23 starts) in two seasons at Mississippi State University, totaling 73 tackles, 16 tackles for loss, six sacks and three forced fumbles. He spent his first two collegiate seasons at East Mississippi Community College where he was an NJCAA All-American and national champion.

2023 Game Notes:

- **At New Orleans (9/10)**, totaled 1.5 sacks, five total tackles and six quarterback pressures. He registered his 14th career game with at least 1.5 sacks and his third career game with at least 1.5 sacks and five tackles. He split a seven-yard sack of Derek Carr with Arden Key in the second quarter and added a seven-yard solo sack later in the second quarter.
- **Against the Los Angeles Chargers (9/17)**, notched five tackles, including a sack, and added two quarterback pressures. He ended the Chargers' first drive with a sack on third down, dropping Justin Herbert for a seven-yard loss. It was the 50th sack of Autry's 10-year NFL career, and it gave him 2.5 sacks in 2023. He became the 33rd NFL player to reach 50 sacks since he entered the NFL in 2014 and the 25th active player to do so.
- **At Cleveland (9/24)**, totaled two tackles, one sack, three quarterback

pressures and a forced fumble. In the second quarter, he was credited with a forced fumble and a 16-yard sack of Deshaun Watson. He notched his sixth career forced fumble (second in 2023). It was his third consecutive game with at least one sack, which tied for the second-longest such streak of his career.

- **Against Cincinnati (10/1)**, contributed four tackles, a half sack and two quarterback pressures.
- **At Indianapolis (10/8)**, tied for the team lead with three quarterback pressures and added two tackles.
- **Against Baltimore (10/15)**, blocked an extra point attempt by Justin Tucker in the second quarter to notch his NFL-leading 11th total blocked kick since entering the NFL in 2014, including seven blocks on extra points, three on field goals and one on a punt. His blocked extra point was the team's first blocked kick since Autry blocked an extra point attempt at Green Bay on Nov. 17, 2022. He added four tackles, including a tackle for loss, and two quarterback pressures.
- **Against Atlanta (10/29)**, totaled four tackles, one sack, three quarterback pressures and a team-high two passes defended. In the second quarter, he sacked Desmond Ridder for a 10-yard loss to secure his sixth career season and his fourth consecutive season with at least five sacks.
- **At Pittsburgh (11/2)**, tallied three tackles, one quarterback pressure and one pass defended.
- **At Tampa Bay (11/12)**, registered three tackles, including a sack, and led the team with five quarterback pressures. In the second quarter, he dropped Baker Mayfield for a one-yard loss. He secured his sixth career season and his fifth consecutive season with at least six sacks.
- **At Jacksonville (11/19)**, registered a tackle for loss and tied for the team lead with three quarterback pressures.
- **Against Carolina (11/26)**, led the team with two sacks and seven quarterback pressures and tied for the team lead with three tackles for loss. He registered his 11th career game with at least two sacks, including four such performances since joining the Titans in 2021. He helped stop Carolina's first drive with an eight-yard tackle for loss on third down against running back Miles Sanders. In the third quarter, he helped end a Carolina drive with a nine-yard sack of Bryce Young on third down. In the fourth quarter, he added an eight-yard sack for his eighth sack of 2023. In doing so, he became the franchise's first player since Jevon Kearse (1999 to 2001) to record eight or more sacks in three consecutive seasons.

Autry's Career Regular Season Statistics:

| Year | Team | GP | GS | Tackle | Sack | QBP | TFL | Int | PD | FF | FR |
|---------------|------|------------|-----------|------------|-------------|------------|-----------|----------|-----------|----------|----------|
| 2014 | Oak | 10 | 0 | 13 | 0.0 | 1 | 3 | 0 | 0 | 0 | 0 |
| 2015 | Oak | 14 | 8 | 29 | 3.0 | 7 | 6 | 0 | 4 | 0 | 0 |
| 2017 | Oak | 16 | 3 | 35 | 5.0 | 9 | 9 | 0 | 7 | 0 | 0 |
| 2018 | Ind | 12 | 11 | 37 | 9.0 | 11 | 13 | 0 | 1 | 2 | 1 |
| 2019 | Ind | 14 | 14 | 32 | 3.5 | 11 | 4 | 0 | 4 | 1 | 0 |
| 2020 | Ind | 14 | 13 | 33 | 7.5 | 10 | 9 | 0 | 0 | 0 | 0 |
| 2021 | Ten | 17 | 11 | 32 | 9.0 | 44 | 10 | 0 | 6 | 0 | 0 |
| 2022 | Ten | 12 | 8 | 27 | 8.0 | 45 | 8 | 0 | 4 | 2 | 0 |
| 2023 | Ten | 11 | 9 | 34 | 8.0 | 37 | 10 | 0 | 3 | 1 | 0 |
| Totals | | 136 | 84 | 309 | 55.5 | 179 | 78 | 0 | 32 | 6 | 3 |

Autry's Career Postseason Statistics:

| Year | Team | GP | GS | Tackle | Sack | QBP | TFL | Int | PD | FF | FR |
|---------------|------|----------|----------|----------|------------|----------|----------|----------|----------|----------|----------|
| 2016 | Oak | 1 | 0 | 3 | 0.0 | 0 | 2 | 0 | 1 | 0 | 0 |
| 2018 | Ind | 2 | 2 | 4 | 1.0 | 3 | 2 | 0 | 0 | 0 | 0 |
| 2020 | Ind | 1 | 1 | 4 | 1.5 | 2 | 1 | 0 | 0 | 1 | 0 |
| 2021 | Ten | 1 | 1 | 3 | 1.5 | 2 | 0 | 0 | 1 | 0 | 0 |
| Totals | | 1 | 1 | 3 | 1.5 | 2 | 0 | 0 | 1 | 0 | 0 |

Autry's Regular Season Single-Game Highs:

- Tackles** - 9 vs. Houston (9/30/18)
- Sacks** - 3 at Jacksonville (12/2/18)
- Forced Fumbles** - 2 at Jacksonville (12/2/18)
- Fumble Recovery** - 1 (Three times, last vs. Miami, 11/25/18)
- Pass Defensed** - 2 (Four times, last vs. Atlanta, 10/29/23)
- Tackles for Loss** - 4 vs. Houston (9/30/18)

Autry's Playoff Single-Game Highs:

- Tackles** - 4 (Three times, last at Buffalo, 1/9/21)
- Sacks** - 1.5 (Twice, last vs. Cincinnati, 1/22/22)
- Forced Fumbles** - 1 at Buffalo (1/9/21)
- Passes Defensed** - 1 (Twice, last vs. Cincinnati, 1/22/22)
- Tackles for Loss** - 2 (Twice, last at Kansas City, 1/12/19)

MOST TOTAL BLOCKS FROM 2014-2023

Since entering the NFL in 2014, **Denico Autry** has recorded a total of 11 blocks, getting a hand on seven extra point attempts, three field goals and one punt. Autry leads the NFL in total blocks during that time.

Autry has blocked a kick in each of his first three seasons in Tennessee: a blocked field goal against Miami on Jan. 2, 2022; a blocked extra point at Green Bay on Nov. 17, 2022; and a blocked extra point against Baltimore on Oct. 15, 2023.

Most total blocked field goals, extra points and punts, 2014 to 2023:

| Player | FG | Blocked ... | | | Total |
|------------------------|----|-------------|------|--|-------|
| | | PAT | Punt | | |
| 1. Denico Autry | 3 | 7 | 1 | | 11 |
| 2. Rasheem Green | 3 | 2 | 0 | | 5 |
| Henry Anderson | 3 | 1 | 1 | | 5 |
| Margus Hunt | 2 | 3 | 0 | | 5 |
| Ra'Shede Hageman | 1 | 4 | 0 | | 5 |
| 6. William Gholston | 2 | 2 | 0 | | 4 |
| Vincent Taylor | 3 | 1 | 0 | | 4 |
| Shelby Harris | 4 | 0 | 0 | | 4 |
| Cory Littleton | 0 | 0 | 4 | | 4 |
| Derek Barnett | 2 | 2 | 0 | | 4 |
| Miles Killebrew | 0 | 0 | 4 | | 4 |

#98 • DT JEFFERY SIMMONS

6-4, 305, 5th Year, Mississippi State

[Click for complete bio](#)



Defensive lineman **Jeffery Simmons** is in his fifth NFL season in 2023. He was selected by the Titans in the first round (19th overall) of the 2019 NFL Draft.

During his first four seasons, Simmons appeared in 56 games with 54 starts and earned two Pro Bowl berths. The two-time team captain (2021-22) accumulated 196 tackles, 21 sacks, 19 passes defended, two forced fumbles and three fumble recoveries. He was second on the defense in sacks during that span behind only **Harold Landry III** (26.5).

In 2022, Simmons appeared in 15 games and anchored a unit that ranked first in the NFL in rushing defense (76.9 opponent rushing yards per game). En route to his second consecutive Pro Bowl appearance, he totaled 53 tackles, 7.5 sacks, 43 quarterback pressures, nine tackles for loss, one forced fumble and a career-high seven passes defended, which tied for the fourth-best mark among all NFL defensive linemen. Simmons and Arizona's **J.J. Watt** were the NFL's only players in 2022 with at least seven sacks and seven passes defended.

Before the start of the 2021 season, Simmons was named a team captain for the first time in his career, and he went on to become one of six players on the roster to start all 17 games. He was named to his first career Pro Bowl and added Associated Press second-team All-Pro honors after setting career highs in several categories, including sacks (8.5), tackles (54), quarterback pressures (58), tackles for loss (12) and passes defended (six). He led the squad in pressures and placed third in sacks. Among all defensive tackles in the NFL, his 8.5 sacks ranked sixth. In the divisional playoffs, he set a franchise postseason record with three sacks.

In 2020, Simmons appeared and started in 15 games. With three defensive fumble recoveries, he tied **Chase Young** for the most in the NFL in 2020 and was the first Titans defender with three fumble recoveries in a season since 2005, when linebacker **Brad Kassell** accomplished the feat. Simmons ranked second on the team with 19 quarterback pressures and added 49 tackles, three sacks, three tackles for loss, five passes defended and one forced fumble. In the franchise's "Titans era" (since 1999), he became the first player to post at least three fumble recoveries, three sacks and five passes defended in the same season. He also had three tackles and a tackle for loss in one playoff contest.

Simmons began his rookie season on the non-football injury list due to a knee injury he suffered during training in February 2019. He missed the first six games of the season before joining the 53-man roster in Week 7.

His rookie totals included 40 tackles, two sacks, two tackles for loss, 14 quarterback pressures and one pass defended in nine games (seven starts). He added four tackles, three quarterback pressures and a fumble recovery in three playoff contests.



During a three-year career as a defensive tackle at Mississippi State, Simmons appeared in 38 contests with 28 starts. He finished his career ranked sixth in school history with 32.5 tackles for loss. He also tied for sixth in MSU annals with five forced fumbles and tied for fourth with three blocked kicks. His totals also included 163 tackles, seven sacks, seven passes defended and two defensive touchdowns.

He was a first-team All-SEC selection as a sophomore and junior and was one of two players in the nation to be named a Bednarik Award Semifinalist in both 2017 and 2018.

As a junior in 2018, Simmons was named second-team All-American after totaling 63 tackles, 17 tackles for loss and two sacks. His 17 tackles for loss led the team, ranked fourth in the SEC and were the third-most in single-season school history.

During his sophomore season (2017), he set a career high with five sacks and added 12 tackles for loss. With three total blocked kicks and punts, he became the first SEC player since 2004 to lead the nation in the category.

Simmons is a native of Macon, Miss.

2023 Game Notes:

- **At New Orleans (9/10)**, totaled five tackles, one sack, two tackles for loss and three quarterback pressures. He recorded his first sack of the season in the second quarter, dropping Derek Carr for a three-yard loss. It was his third consecutive Week 1 game with at least one sack.
- **Against the Los Angeles Chargers (9/17)**, credited with five tackles, including a sack, and also tied for the team lead with four quarterback pressures. In the third quarter, he ended a Chargers drive with a nine-yard sack on third down. It marked the first time in his career he posted at least one sack in Week 1 and Week 2.
- **At Cleveland (9/24)**, led the team with four quarterback pressures and added a pair of tackles.
- **Against Cincinnati (10/1)**, totaled two tackles, including a half sack, and led the team with five quarterback pressures. In the second quarter, he helped end a Bengals drive by combining with Denico Autry for an eight-yard sack of Joe Burrow. He recorded at least a half sack in three of the team's first four games of the season.
- **At Indianapolis (10/8)**, tied for the team lead with three quarterback pressures and added three tackles.
- **Against Baltimore (10/15)**, tallied two tackles and two quarterback pressures.
- **Against Atlanta (10/29)**, tied for the team high with two sacks, led the team with six quarterback pressures, and added six total tackles and one forced fumble. In the first quarter, he dropped Desmond Ridder for a 10-yard sack. In the second quarter, he forced a turnover on his second career strip-sack. He stripped the ball from Ridder, and Azeem Al-Shaair recovered for the Titans, leading to a Titans touchdown on the ensuing drive. Simmons became the 11th Titans/Oilers player to reach 25 career sacks since individual sacks became an official NFL statistic in 1982.
- **At Pittsburgh (11/2)**, posted seven tackles, one quarterback pressure and one tackle for loss. He also entered the game on offense and served as a blocker on Derrick Henry's two-yard touchdown run in the second quarter.
- **At Tampa Bay (11/12)**, tallied four tackles, two quarterback pressures and one pass defended.

➤ **At Jacksonville (11/19)**, tallied two tackles, a tackle for loss and two quarterback pressures on defense. He also lined up on the offensive side of the ball and scored a touchdown on the first reception of his career—a two-yard touchdown reception on a pass from Will Levis in the fourth quarter. He became the Titans' first primarily-defensive player with a touchdown reception since safety Dane Cruikshank's touchdown catch on a fake punt against the Houston Texans on Sept. 16, 2018. Simmons also became the NFL's first defensive lineman with a touchdown reception since Miami's Christian Wilkins against the New York Jets on Dec. 19, 2021. He also served as a lead back on offense for Derrick Henry's fourth-and-one conversion on a five-yard run in the second quarter. Also in the second quarter, he helped stall a Jaguars drive with a one-yard tackle for loss on Travis Etienne on third-and-one.

➤ **Against Carolina (11/26)**, accumulated five tackles, one sack, three tackles for loss and one fumble recovery. It was the first game of his career in which he reached all of those numbers, and he became the first NFL player to do so in 2023. The most recent was the New York Giants' Kayvon Thibodeaux at Washington on Dec. 18, 2022. His three tackles for loss tied his career high, matching his output at the Los Angeles Rams on Nov. 7, 2021. In the second quarter, he recorded a takeaway, recovering a fumble by Bryce Young to set up a Titans touchdown on the ensuing drive. It was Simmons' fourth career fumble recovery and his first in 2023. In the third quarter, he sacked Bryce Young for a seven-yard loss to secure his third consecutive season with at least five sacks. He also notched five quarterback pressures in the contest.

Simmons' Career Regular Season Statistics:

| Year | GP | GS | Tackle | Sack | QBP | TFL | Int | PD | FF | FR |
|---------------|-----------|-----------|------------|-------------|------------|-----------|----------|-----------|----------|----------|
| 2019 | 9 | 7 | 40 | 2.0 | 14 | 2 | 0 | 1 | 0 | 0 |
| 2020 | 15 | 15 | 49 | 3.0 | 20 | 3 | 0 | 5 | 1 | 3 |
| 2021 | 17 | 17 | 54 | 8.5 | 58 | 12 | 0 | 6 | 0 | 0 |
| 2022 | 15 | 15 | 53 | 7.5 | 43 | 9 | 0 | 7 | 1 | 0 |
| 2023 | 11 | 11 | 42 | 5.5 | 37 | 11 | 0 | 1 | 1 | 1 |
| Totals | 67 | 65 | 238 | 26.5 | 172 | 37 | 0 | 20 | 3 | 4 |

Simmons' Career Postseason Statistics:

| Year | GP | GS | Tackle | Sack | QBP | TFL | Int | PD | FF | FR |
|---------------|----------|----------|-----------|------------|----------|----------|----------|----------|----------|----------|
| 2019 | 3 | 0 | 4 | 0.0 | 3 | 0 | 0 | 0 | 0 | 1 |
| 2020 | 1 | 1 | 3 | 0.0 | 0 | 1 | 0 | 0 | 0 | 0 |
| 2021 | 1 | 1 | 8 | 3.0 | 3 | 3 | 0 | 0 | 0 | 0 |
| Totals | 5 | 2 | 15 | 3.0 | 6 | 4 | 0 | 0 | 0 | 1 |

Simmons' Regular Season Single-Game Highs:

- Tackles** - 7 vs. Cleveland (12/6/20)
- Sacks** - 3 at Los Angeles Rams (11/7/21)
- Forced Fumbles** - 1 (Twice, last vs. N.Y. Giants, 9/11/22)
- Fumble Recoveries** - 1 (Four times, last vs. Carolina, 11/26/23)

Simmons' Playoff Single-Game Highs:

- Tackles** - 8 vs. Cincinnati (1/22/22)
- Sacks** - 3 vs. Cincinnati (1/22/22)
- Forced Fumbles** - 1 (Twice, last vs. N.Y. Giants, 9/11/22)
- Fumble Recoveries** - 1 at Baltimore (1/11/20)

2021-22 TACKLES, SACKS & PASSES DEFENSED


Jeffery Simmons earned his first two Pro Bowl berths in 2021 and 2022. Over those two seasons, he was one of only four NFL players with at least 100 total tackles, 15 sacks and 10 passes defended. The rest of the group included Maxx Crosby, Cameron Heyward and T.J. Watt. Simmons and Heyward were the only interior defensive linemen in the league to accomplish the feat.

NFL players with a minimum of 100 tackles, 15 sacks and 10 passes defended from 2021 to 2022:

| Player | Team | Total Tackles | Sacks | Passes Defensed |
|-----------------|------------|---------------|-------|-----------------|
| Jeffery Simmons | Tennessee | 107 | 16.0 | 13 |
| Maxx Crosby | Las Vegas | 144 | 20.5 | 11 |
| Cameron Heyward | Pittsburgh | 163 | 20.5 | 13 |
| T.J. Watt | Pittsburgh | 103 | 28.0 | 12 |

#93 • NT TEAIR TART

6-2, 304, 4th Year, Florida International
[Click for complete bio](#)



Nose tackle **Teair Tart** (first name pronounced "tee-AIR") is in his fourth NFL season in 2023. He joined the Titans as a rookie free agent following the 2020 NFL Draft.

Tart ascended in his first three seasons from an undrafted rookie with one start in 2020 to 16 starts in 2022. His statistics during his first three campaigns included 55 tackles, 1.5 sacks, one interception and six passes defended.

In 2022, Tart's 16 starts at nose tackle established a career high. He also established career-best totals with 34 tackles, 1.5 sacks, 22 quarterback pressures, five tackles for loss, one interception, six passes defended and one fumble recovery. He helped the Titans finish with the NFL's top rushing defense (76.9 opponent rushing yards per game).

In 2021, he appeared in 11 games with 10 starts. His totals included 16 tackles, three quarterback pressures and two tackles for loss, giving him career highs in each category.

In 2020, he appeared in seven games as a rookie and totaled five tackles, two quarterback pressures, one tackle for loss, one pass defended.

The Philadelphia, Pa., native appeared in 23 games with 10 starts over two seasons at Florida International, totaling 51 tackles, 19.0 tackles for loss, six sacks, one pass defended, five quarterback pressures and two forced fumbles.

Tart also played at Ellsworth (Iowa) Community College in 2017 and ASA (N.Y.) College in 2016.

2023 Game Notes:

- **At New Orleans (9/10)**, totaled five tackles, including a tackle for loss.
- **Against the Los Angeles Chargers (9/17)**, tallied two tackles, one tackle for loss and one quarterback pressure.
- **At Cleveland (9/24)**, tallied three tackles, two quarterback pressures and one tackle for loss.
- **Against Cincinnati (10/1)**, finished second on the team and tied a career high with four quarterback pressures.
- **At Indianapolis (10/8)** and **against Baltimore (10/15)**, he was inactive due to a toe injury.
- **Against Atlanta (10/29)**, returned to the lineup and posted one tackle and one quarterback pressure.
- **At Pittsburgh (11/2)**, posted one tackle for loss and one quarterback pressure.
- **At Tampa Bay (11/12)**, totaled three tackles, one sack and two tackles for loss. He sacked Baker Mayfield for a seven-yard loss in the first quarter.
- **At Jacksonville (11/19)**, posted three tackles, a tackle for loss and a quarterback pressure.
- **Against Carolina (11/26)**, credited with a tackle for loss.

Tart's Career Regular Season Statistics:

| Year | GP | GS | Tackle | Sack | QBP | TFL | Int | PD | FF | FR |
|---------------|-----------|-----------|-----------|------------|-----------|-----------|----------|----------|----------|----------|
| 2020 | 7 | 1 | 5 | 0.0 | 2 | 1 | 0 | 1 | 0 | 0 |
| 2021 | 11 | 10 | 16 | 0.0 | 3 | 2 | 0 | 0 | 0 | 0 |
| 2022 | 16 | 16 | 34 | 1.5 | 22 | 5 | 1 | 6 | 0 | 1 |
| 2023 | 9 | 7 | 19 | 1.0 | 11 | 7 | 0 | 0 | 0 | 0 |
| Totals | 43 | 34 | 74 | 2.5 | 38 | 15 | 1 | 7 | 0 | 1 |

Tart's Career Postseason Statistics:

| Year | GP | GS | Tackle | Sack | QBP | TFL | Int | PD | FF | FR |
|---------------|----------|----------|----------|------------|----------|----------|----------|----------|----------|----------|
| 2020 | 0 | 0 | 0 | 0.0 | 0 | 0 | 0 | 0 | 0 | 0 |
| 2021 | 0 | 0 | 0 | 0.0 | 0 | 0 | 0 | 0 | 0 | 0 |
| Totals | 0 | 0 | 0 | 0.0 | 0 | 0 | 0 | 0 | 0 | 0 |

Tart's Regular Season Single-Game Highs:

- Tackles** - 6 vs. Dallas (12/29/22)
- Sacks** - 1 (Twice, last at Tampa Bay, 11/12/23)
- Interceptions** - 1 at Indianapolis (10/2/22)
- Fumble Recoveries** - 1 vs. Dallas (12/29/22)

MORE TITANS DEFENSIVE LINEMEN

69 - DE TK McLENDON JR.

6-4, 275, Rookie, Eastern Kentucky

- TK McLendon Jr. was signed by the Titans as a rookie free agent on May 12, 2023.
- In two seasons at Eastern Kentucky (2021-22), he appeared in 21 games with 15 starts. He transferred to Eastern Kentucky from Louisiana State after the 2020 season and switched positions from tight end to defensive end.
- As a graduate in 2022, started all 12 games for Eastern Kentucky and led the team with 11.5 tackles for loss and six sacks. He added 58 tackles, two pass breakups, one forced fumble and one fumble recovery. He was an All-ASUN selection.
- He appeared in three games over two seasons at Louisiana State (2019-20).
- Prior to attending Louisiana State, he was a tight end at Copiah-Lincoln Community College (2017-18), where he appeared in 18 games over two years and recorded eight receptions for 106 yards and two touchdowns.
- He is a native of Soperton, Ga.



2023 Game Notes:

- **At Tampa Bay (11/12)**, registered two tackles in his NFL debut.
- **Against Carolina (11/26)**, registered his first career start and recorded one tackle.

95 - DT KYLE PEKO

6-1, 305, 5th Year, Oregon State

- Kyle Peko (last name pronounced "PECK-oh") rejoined the Titans as a free agent on August 14, 2023.
- Prior to rejoining the Titans in 2023, Peko appeared in 29 career NFL games with three starts, totaling two sacks, 34 tackles and one forced fumble.
- Most recently, he played in eight games for the Raiders in 2022 after spending time with the Denver Broncos (2016-18, 2019-20), Buffalo Bills (2018-19), Indianapolis Colts (2019) and Titans (2021).
- In 2022, he notched 11 tackles in eight games for the Raiders.
- In 2021, Peko appeared in eight games for the Titans, making three starts. He finished the year with 10 tackles and two sacks. He also recorded a half sack in the Titans' postseason game.
- He initially signed with Denver as an undrafted free agent in 2016.
- In one season at Oregon State, Peko started 12 games and was named Pac-12 All-Conference Honorable Mention. In that season, he was the top tackler among defensive linemen (45), recorded 4.5 tackles for loss, and blocked two kicks.
- A native of La Habra, Calif., he is the cousin of NFL players Domata Peko (Bengals, 2006-20) and Siitupe Peko (Colts, 2001-06).



2023 Game Notes:

- **At Tampa Bay (11/12)**, tied a career high with four tackles.




TITANS INSIDE LINEBACKERS

| No. | Name | Ht | Wt | Exp | College |
|-----|-----------------------|-----|-----|-----|------------------|
| 2 | Al-Shaair, Azeez | 6-2 | 228 | 5 | Florida Atlantic |
| 45 | Campbell, Chance (IR) | 6-2 | 232 | 2 | Mississippi |
| 50 | Gibbens, Jack | 6-3 | 242 | 1 | Minnesota |
| 57 | Gifford, Luke | 6-3 | 243 | 5 | Nebraska |
| 56 | Rice, Monty | 6-0 | 233 | 3 | Georgia |

#2 • LB AZEEZ AL-SHAIR

6-2, 228, 5th Year/1st with Titans, Florida Atlantic

[Click for complete bio](#)



Linebacker **Azeez Al-Shaair** (name pronounced "uh-ZEEZ al-SHY-er") is in his fifth NFL season and his first campaign with the Titans in 2023. He was signed as an unrestricted free agent on March 20, 2023.

Prior to joining the Titans, Al-Shaair played 56 games with 31 starts in four seasons (2019-22) with the San Francisco 49ers. He totaled 199 tackles, two sacks, 11 tackles for loss, two interceptions, seven passes defended, two forced fumbles and three fumble recoveries.

In 2022, he appeared in 12 games with nine starts. San Francisco boasted the league's top-ranked defense, allowing only 300.6 yards and 16.2 points per game, both of which led the NFL.

In 2021, he set career marks with 13 starts, 103 tackles, two fumble recoveries and two sacks. He matched career highs with one interception and one forced fumble.

The Tampa, Fla., native entered the NFL in 2019 as undrafted college free agent from Florida Atlantic. During college, he was a four-year starter and recorded 397 tackles, 32.5 tackles for loss, 7.5 sacks, two forced fumbles and one interception. He earned all-conference honors following his junior season.

2023 Game Notes:

- **At New Orleans (9/10)**, started and was credited with six tackles in his Titans debut.
- **Against the Los Angeles Chargers (9/17)**, tied for second place on the defense with eight tackles.
- **At Cleveland (9/24)**, tied for third on the defense with nine total tackles, including a sack and two tackles for loss. In the first quarter, he recorded his first sack of the season, dropping Deshaun Watson for a two-yard loss. It was his third career sack.
- **Against Cincinnati (10/1)**, finished second on the defense with nine tackles, including a tackle for loss. He added a team-high two passes defended and two quarterback pressures.
- **At Indianapolis (10/8)**, led the defense and tied his career high with 15 tackles. The only previous time he reached the 15-tackle mark was as a member of the San Francisco 49ers at Seattle on Dec. 5, 2021. He became the first Titans defender to record 15 tackles in a game (press box tally) since Jayon Brown registered 15 total stops against the Jacksonville Jaguars on Nov. 24, 2019.
- **Against Baltimore (10/15)**, led the defense and tied his career high with 15 tackles for the second consecutive week. He became the first Titans defender to record 15 tackles in back-to-back games (press box tackle statistics) since at least the beginning of the 2000 season, and he became the NFL's first player in 2023 to accomplish the feat. He added a quarterback pressure against the Ravens.
- **Against Atlanta (10/29)**, led the defense with 11 tackles and added a fumble recovery and a quarterback pressure. He recorded a takeaway in the second quarter, pouncing on the ball after a Desmond Ridder fumble. It was his first fumble recovery of 2023 and his fourth career fumble recovery. The turnover led to a Titans touchdown on the ensuing drive.
- **At Pittsburgh (11/2)**, led the team in tackles for the fourth consecutive week. He totaled 10 tackles and added a pass defended.
- **At Tampa Bay (11/12)**, ranked third on the defense with six tackles.

- **At Jacksonville (11/19)**, totaled five tackles.
- **Against Carolina (11/26)**, tied for second on the defense with eight tackles to reach the 100-tackle mark on the season (102) for the second time in his career (102 tackles in 2021).

Al-Shaair's Career Regular Season Statistics:

| Year | Team | GP | GS | Tackle | Sack | QBP | TFL | Int | PD | FF | FR |
|---------------|------|-----------|-----------|------------|------------|-----------|-----------|----------|-----------|----------|----------|
| 2019 | SF | 15 | 4 | 11 | 0.0 | 0 | 0 | 0 | 0 | 0 | 0 |
| 2020 | SF | 16 | 5 | 34 | 0.0 | 1 | 1 | 1 | 2 | 1 | 0 |
| 2021 | SF | 13 | 13 | 102 | 2.0 | 5 | 9 | 1 | 5 | 1 | 2 |
| 2022 | SF | 12 | 9 | 44 | 0.0 | 3 | 1 | 0 | 0 | 0 | 1 |
| 2023 | Ten | 11 | 11 | 102 | 1.0 | 6 | 4 | 0 | 4 | 0 | 1 |
| Totals | | 67 | 42 | 293 | 3.0 | 15 | 15 | 2 | 11 | 2 | 4 |

Al-Shaair's Career Postseason Statistics:

| Year | Team | GP | GS | Tackle | Sack | QBP | TFL | Int | PD | FF | FR |
|---------------|------|----------|----------|-----------|------------|----------|----------|----------|----------|----------|----------|
| 2021 | SF | 3 | 1 | 13 | 0.0 | 2 | 0 | 0 | 0 | 0 | 0 |
| 2022 | SF | 3 | 3 | 12 | 0.0 | 0 | 0 | 0 | 0 | 0 | 0 |
| Totals | | 6 | 4 | 25 | 0.0 | 2 | 0 | 0 | 0 | 0 | 0 |

Al-Shaair's Regular Season Single-Game Highs:

- Tackles** - 15 (Three times, last vs. Baltimore, 10/15/23)
- Sacks** - 1 (Three times, last at Cleveland, 9/24/23)
- Tackle For Loss** - 3 at Cincinnati (12/12/21)
- Interceptions** - 1 (Twice, last vs. Minnesota, 11/28/21)
- Passes Defensed** - 2 (Twice, last vs. Cincinnati, 10/1/23)
- Forced Fumbles** - 1 (Twice, last at Seattle, 12/5/21)
- Fumble Recoveries** - 1 (Four times, last vs. Atlanta, 10/29/23)

Al-Shaair's Playoff Single-Game Highs:

- Tackles** - 7 vs. Dallas (1/22/23)

MORE TITANS INSIDE LINEBACKERS

45 - LB CHANCE CAMPBELL

6-2, 232, 2nd Year, Mississippi

- The Titans selected Chance Campbell in the sixth round (219th overall) of the 2022 NFL Draft.
- In 2022, he spent his entire rookie season on injured reserve.
- In one season at Mississippi (2021), Campbell started all 13 games and led the team with 109 tackles. He added six sacks, 11 quarterback pressures, 12.5 tackles for loss, two passes defensed, three forced fumbles and led the SEC with three fumble recoveries while with the Rebels.
- A native of Ellicott City, Md., he transferred to Mississippi following three seasons (2018-20) at the University of Maryland, where he amassed 107 tackles, 1.5 sacks, 10 tackles for loss, one interception, four passes defensed, one forced fumble and one fumble recovery in 25 games.
- As a junior in 2020, he saw action in five games and made four starts for the Terrapins, leading the squad with 43 tackles. He earned All-Big Ten honorable mention.



2023 Game Notes:

- **At Cleveland (9/24)**, made his NFL debut. He totaled two tackles on defense and one tackle on special teams.
- Placed on injured reserve on Nov. 15, 2023.

50 - LB JACK GIBBENS

6-3, 242, 2nd Year, Minnesota

- Jack Gibbens was originally signed by the Titans as an undrafted free agent on May 13, 2022. He rejoined the team on the practice squad on Sept. 12 after being waived in the final roster cutdown.
- As a rookie in 2022, he appeared in five games with two starts. His totals included 27 tackles, one interception and one special teams tackle.
- Prior to reaching the NFL, he appeared in 13 games with 13 starts in one season at Minnesota (2021), totaling 92 tackles, 4.5 tackles for loss, three passes defensed and one forced fumble.
- Transferred to Minnesota after playing four seasons at Abilene Christian (2017-20) where he saw action in 39 games and recorded 257 tackles, 22 tackles for loss, seven sacks, five interceptions, 11 passes defensed, one forced fumble, three fumble recoveries and one blocked kick.
- Gibbens is a native of Bulverde, Texas.




2023 Game Notes:

- **At New Orleans (9/10)**, started and ranked third on the defense with seven tackles, including a tackle for loss.
- **At Cleveland (9/24)**, started and posted seven tackles, two quarterback pressures and one special teams tackle.
- **Against Cincinnati (10/1)**, led the team and tied his career high with 10 tackles. He added a pass defensed.
- **At Indianapolis (10/8)**, finished second on the team and matched his career high with 10 tackles.
- **Against Baltimore (10/15)**, registered nine tackles and a quarterback pressure.
- **Against Atlanta (10/29)**, totaled five tackles, including a sack. In the second quarter, he registered his first career sack, dropping Desmond Ridder for a nine-yard loss.
- **At Pittsburgh (11/2)**, posted six tackles.

57 - LB LUKE GIFFORD

6-3, 243, 5th Year/1st with Titans, Nebraska

- Luke Gifford was signed by the Titans as an unrestricted free agent on March 20, 2023.
- Gifford joined the Titans after playing four years (2019-22) with the Dallas Cowboys as a standout special teams player. He totaled 40 tackles on defense and 30 special teams stops in 46 games.
- In 2022, he led the Cowboys with 12 special teams tackles and forced a fumble.
- In both 2021 and 2020, he was second on the team in special teams tackles with a combined 12 stops and a blocked punt.
- He played four seasons at Nebraska (2015-18), appearing in 29 games with 19 starts and totaling 109 tackles, seven sacks, 19 tackles for loss and three interceptions.
- As a senior captain, he tallied 62 tackles, 13 tackles for loss, 5.5 sacks, two interceptions and a forced fumble in 12 games, earning All-Big Ten honorable mention. His 5.5 sacks were the most by a Cornhusker linebacker since 2005.
- He is a native of Lincoln, Neb.




2023 Game Notes:

- **At New Orleans (9/10)**, saw action on special teams in his Titans debut.
- **At Cleveland (9/24)**, recorded his first career start, opening the game at outside linebacker. He led the team with two special teams tackles.

56 - LB MONTY RICE


6-0, 233, 2nd Year, Georgia

- The Titans selected Monty Rice in the third round (92nd overall) of the 2021 NFL Draft.
- In 2022, Rice played in 13 games with six starts and ranked fourth on the team with 63 tackles. He added three quarterback pressures, four stops for loss, a pass defensed and three special teams stops.
- In 2021, he appeared in 10 games with four starts before finishing the season on injured reserve. He registered 30 tackles and one pass defensed.
- The Huntsville, Ala., native played four seasons at Georgia (2017-20) where he appeared in 47 games with 28 starts and tallied 219 tackles, 10.5 tackles for loss, two sacks, 21 quarterback pressures, five passes defensed, three forced fumbles and one fumble recovery returned for a touchdown for the Bulldogs.
- In 2020, Rice was named a finalist for the Butkus Award, which recognizes the nation's best linebacker, after amassing 49 tackles, four tackles for loss, one sack, one pass defensed, two forced fumbles and one fumble recovery returned for a score.
- As a junior in 2019, Rice was Georgia's leading tackler with 89 total stops.
- In 2018, he played in nine games and made five starts. Finished as Georgia's third-leading tackler with 59 stops. Also posted 1.5 tackles for loss, one sack, two quarterback pressures, one pass defensed and one forced fumble.



2023 Game Notes:

- **At New Orleans (9/10)**, recorded two stops on special teams.
- **At Pittsburgh (11/2)**, led the team and established a career high with three special teams tackles.
- **At Jacksonville (11/19)**, led the defense with eight tackles, including a tackle for loss.



TITANS

OUTSIDE LINEBACKERS

| No. | Name | Ht | Wt | Exp | College |
|-----|--------------------|-----|-----|-----|-----------------|
| 51 | Gipson, Trevis | 6-4 | 263 | 4 | Tulsa |
| 49 | Key, Arden | 6-5 | 240 | 6 | Louisiana State |
| 58 | Landry III, Harold | 6-2 | 252 | 6 | Boston College |
| 42 | Murphy, Caleb | 6-3 | 254 | R | Ferris State |
| 99 | Weaver, Rashad | 6-4 | 259 | 3 | Pittsburgh |

#49 • OLB ARDEN KEY

6-5, 240, 6th Year/1st with Titans, Louisiana State
[Click for complete bio](#)



Outside linebacker **Arden Key** is in his sixth NFL season and his first campaign with the Titans in 2023. He was signed by the Titans as an unrestricted free agent on March 20, 2023.

Key originally entered the NFL as a third-round pick (87th overall) of the Oakland Raiders in 2018 and spent his first three campaigns with the organization. He then spent the 2021 campaign with the San Francisco 49ers and the 2022 season with the Jacksonville Jaguars. His statistical totals during his first five NFL seasons included 98 tackles and 14 sacks in 71 games (13 starts).

In 2022, Key played 17 games with three starts for the Jaguars and totaled 27 tackles, 4.5 sacks, 38 quarterback pressures, five tackles for loss and a fumble recovery. His 38 pressures ranked second for the Jaguars, and over the last five weeks of the season, he posted 25 pressures, which ranked second in the league behind Nick Bosa over that time frame. He was a key figure in helping the Jaguars win the AFC South and advance to the divisional round of the playoffs.

In 2021, Key notched a career-best 6.5 sacks to go along with 22 tackles and 25 quarterback pressures in his lone season with the 49ers.

During a three-year career at Louisiana State University, Key totaled 21 sacks and 26.5 tackles for loss. As a sophomore, he earned all-conference honors, while setting the school record for sacks in a season (12.0).

He is a native of Atlanta, Ga.

2023 Game Notes:

- **At New Orleans (9/10)**, made his Titans debut and tied for the team lead with 1.5 sacks. He also led the team with a career-high 11 quarterback pressures, the most by any NFL player in Week 1 through Sunday, Sept. 10. He tied his career high in sacks, equaling his previous high of 1.5 sacks against Dallas as a member of the Jacksonville Jaguars on Dec. 18, 2022. In the second quarter, he tallied his first sack of the season, dropping Derek Carr for a six-yard loss. Later in the second quarter he shared a seven-yard sack with Denico Autry later in the second quarter. His totals also included four total tackles, which tied his career high, and one pass defended.
- **Against the Los Angeles Chargers (9/17)**, tied for the team lead with four quarterback pressures.
- **At Cleveland (9/24)**, tallied three tackles and three quarterback pressures.
- **Against Cincinnati (10/1)**, sacked Joe Burrow for a 10-yard loss in the fourth quarter. He also totaled two quarterback pressures.
- **At Indianapolis (10/8)**, posted two tackles and two quarterback pressures.
- **Against Baltimore (10/15)**, led the defense with four quarterback pressures.
- **Against Atlanta (10/29)**, registered two tackles and four quarterback pressures.
- **At Pittsburgh (11/2)**, registered two tackles and one quarterback pressure.
- **At Jacksonville (11/19)**, posted three tackles and tied for the team lead with three quarterback pressures.
- **Against Carolina (11/26)**, totaled two tackles, four quarterback pressures, one sack and one forced fumble. In the second quarter, he recorded a strip-sack of Bryce Young to force a turnover. It was his first career forced fumble and his first career strip-sack. The ball was recovered

by defensive tackle Jeffery Simmons to set up a Titans touchdown on the ensuing drive.

Key's Career Regular Season Statistics:

| Year | Team | GP | GS | Tackle | Sack | QBP | TFL | Int | PD | FF | FR |
|-------------------|------|-----------|-----------|------------|-------------|------------|-----------|----------|----------|----------|----------|
| 2018 | Oak | 16 | 10 | 30 | 1.0 | 13 | 4 | 0 | 0 | 0 | 0 |
| 2019 | Oak | 7 | 0 | 4 | 2.0 | 14 | 2 | 0 | 0 | 0 | 0 |
| 2020 | LV | 14 | 0 | 15 | 0.0 | 28 | 2 | 0 | 2 | 0 | 0 |
| 2021 | SF | 17 | 0 | 22 | 6.5 | 25 | 5 | 0 | 1 | 0 | 0 |
| 2022 | Jax | 17 | 3 | 27 | 4.5 | 38 | 5 | 0 | 2 | 0 | 1 |
| 2023 | Ten | 11 | 4 | 19 | 3.5 | 38 | 2 | 0 | 1 | 1 | 0 |
| NFL Totals | | 82 | 17 | 117 | 17.5 | 156 | 20 | 0 | 6 | 1 | 1 |

Key's Career Postseason Statistics:

| Year | Team | GP | GS | Tackle | Sack | QBP | TFL | Int | PD | FF | FR |
|-----------------------|------|----------|----------|----------|------------|----------|----------|----------|----------|----------|----------|
| 2021 | SF | 3 | 0 | 2 | 0.0 | 3 | 0 | 0 | 0 | 0 | 0 |
| 2022 | Jax | 2 | 0 | 2 | 0.0 | 2 | 0 | 0 | 1 | 0 | 0 |
| Playoff Totals | | 5 | 0 | 4 | 0.0 | 5 | 0 | 0 | 1 | 0 | 0 |

Key's Regular Season Single-Game Highs:

- Tackles** - 4 (Four times, last at New Orleans, 9/10/23)
- Sacks** - 1.5 (Two times, last at New Orleans, 9/10/23)
- Quarterback Pressures** - 11 at New Orleans (9/10/23)
- Forced Fumbles** - 1 vs. Carolina (11/26/23)
- Fumble Recovery** - 1 at Tennessee 12/11/22)
- Passes Defensed** - 1 (Six times, last at New Orleans, 9/10/23)

Key's Playoff Single-Game Highs:

- Tackles** - 1 (Four times, last at Kansas City, 1/21/23)
- Passes Defensed** - 1 vs. L.A. Chargers (1/14/23)

#58 • OLB HAROLD LANDRY III

6-2, 252, 6th Year, Boston College
[Click for complete bio](#)



Outside linebacker **Harold Landry III** is in his sixth NFL season in 2023. He was selected by the Titans in the second round (41st overall) of the 2018 NFL Draft after the Titans traded up 16 spots in the second round (57 to 41) in order to take the former Boston College standout.

Landry was placed on injured reserve on Sept. 2, 2022, ending his fifth NFL season before Week 1.

From the start of his rookie campaign through 2021, Landry's 31 total sacks led the Titans. Other than **Jevon Kearse** (37), Landry produced the highest sack total by a Titans/Oilers player in his first four NFL seasons since individual sacks became an official NFL statistic in 1982.

From 2018 to 2021, Landry joined Pittsburgh's **Cameron Heyward** as the NFL's only players to be credited with at least 250 tackles (press box statistics), 30 sacks and two interceptions.

In 2021, Landry was named to his first Pro Bowl after starting all 17 games. He registered his third consecutive season to start every contest, extending his streaks to 64 consecutive games played and 52 consecutive starts. At the conclusion of 2021, his starting streak was the sixth-longest active streak in the NFL among all defensive players.

Landry's 12 sacks in 2021 led the Titans, ranked 10th in the NFL and established a career high. He became the first Titans player to record double-digit sacks in a season since **Brian Orakpo** (10.5) in 2016 and the first Titans player with 12 sacks in a season since **Jason Babin** (12.5) in 2010. Landry tied for second on the squad with 75 tackles, ranked second with a career-high 49 quarterback pressures, led the team with 14 tackles for loss, and added a forced fumble. He joined **Micah Parsons**, **Aaron Donald** and Heyward as the only NFL players in 2021 to post at least 75 tackles and 10 sacks.

Then, in the team's 2021 divisional playoff contest, he recorded 1.5 sacks. He improved his postseason career total to 4.5 sacks, becoming the organization's first player with at least four career postseason sacks since individual sacks became an official statistic in 1982.

In 2020, Landry recorded 16 starts for the second consecutive season. He led the team with 5.5 sacks, a then-career-high 32 quarterback pressures and a then-career-high 10 tackles for loss. He totaled 69 tackles and added one interception and a career-high five passes defended. In one playoff contest, he led the team with 10 tackles and two sacks.

Landry started all 16 games in 2019 and led the Titans with nine sacks. His 28 quarterback pressures ranked second, and he added 81 tackles,

four tackles for loss, one pass defended, one forced fumble and two fumble recoveries. He also started all three postseason games and registered a sack and a team-high eight quarterback pressures.

As a rookie in 2018, he played in 15 games with three starts. His 4.5 sacks tied for third place on the team, and he also tied for second on the defense with 18 quarterback pressures.

In 46 career games playing defensive end for Boston College, Landry totaled 160 tackles, 26 sacks, 47.5 tackles for loss, seven passes defended, 10 forced fumbles, one fumble recovery and one interception. His 26 career sacks were exceeded in school history by only **Mathias Kiwanuka** (37.5 from 2002-05).

As a senior in 2017, Landry played and started eight games before a season-ending ankle injury ended his year. He finished second on the team with five sacks and totaled 38 tackles, 8.5 tackles for loss and two passes defended.

In 2016, Landry set the school's single-season record with 16.5 sacks, which led the nation. He added seven forced fumbles, which also led the country, while his 22 tackles for loss ranked fifth nationally and ranked second all-time for the Eagles. His numerous honors included Walter Camp second-team All-America, AP second-team All-America and second-team All-ACC by the Atlantic Coast Sports Media Association and the league's head coaches.

He is a native of Spring Lake, N.C.

2023 Game Notes:

- **At New Orleans (9/10)**, made his first appearance in the regular season since 2021 and recorded one tackle and four quarterback pressures. He missed the entire 2022 campaign due to injury.
- **Against the Los Angeles Chargers (9/17)**, posted three tackles, including a sack. In the final minute of the fourth quarter, he dropped Justin Herbert for an eight-yard sack on third down. It forced the Chargers to attempt a game-tying field goal to extend the game to overtime, when the Titans would win the game. Landry notched his 32nd career sack and his first sack since missing the 2022 campaign due to injury. He added three quarterback pressures against the Chargers.
- **At Cleveland (9/24)**, registered two tackles.
- **Against Cincinnati (10/1)**, posted two tackles and one quarterback pressure.
- **At Indianapolis (10/8)**, credited with four tackles.
- **Against Baltimore (10/15)**, tallied five tackles, including a sack and two tackles for loss. In the third quarter, he ended a Baltimore drive with a two-yard sack of Lamar Jackson on third down.
- **Against Atlanta (10/29)**, tied for the team lead with two sacks and added five tackles and five quarterback pressures. In the first quarter, he helped stall a Falcons drive with a three-yard sack of Desmond Ridder on third down. In the fourth quarter, he sacked Taylor Heinicke for an eight-yard loss. He matched his career high and registered his fourth career game with two sacks. The last time he accomplished the feat was against Buffalo on Oct. 18, 2021.
- **At Pittsburgh (11/2)**, led the defense with two quarterback pressures and added a tackle.
- **At Tampa Bay (11/12)**, led the defense and set a career high with nine tackles, including a sack, and totaled three quarterback pressures. He helped end a Tampa Bay drive in the fourth quarter with a seven-yard sack of Baker Mayfield on third down. The play gave him four sacks in a four-game span.
- **At Jacksonville (11/19)**, tied for second on the team with six total tackles and tied for the team lead with three quarterback pressures.
- **Against Carolina (11/26)**, tallied three tackles and one quarterback pressure.

Landry's Career Regular Season Statistics:

| Year | GP | GS | Tackle | Sack | QBP | TFL | Int | PD | FF | FR |
|---------------|-----------|-----------|------------|-------------|------------|-----------|----------|----------|----------|----------|
| 2018 | 15 | 3 | 46 | 4.5 | 18 | 2 | 0 | 2 | 1 | 0 |
| 2019 | 16 | 16 | 81 | 9.0 | 28 | 4 | 1 | 1 | 1 | 2 |
| 2020 | 16 | 16 | 69 | 5.5 | 29 | 10 | 1 | 5 | 0 | 0 |
| 2021 | 17 | 17 | 75 | 12.0 | 49 | 14 | 0 | 0 | 1 | 0 |
| 2022 | 0 | 0 | | | | | | | | |
| 2023 | 11 | 8 | 41 | 5.0 | 23 | 6 | 0 | 0 | 0 | 0 |
| Totals | 75 | 60 | 312 | 36.0 | 150 | 36 | 2 | 8 | 3 | 2 |

Landry's Career Postseason Statistics:

| Year | GP | GS | Tackle | Sack | QBP | TFL | Int | PD | FF | FR |
|---------------|----------|----------|-----------|------------|-----------|----------|----------|----------|----------|----------|
| 2019 | 3 | 3 | 8 | 1.0 | 8 | 1 | 0 | 1 | 0 | 0 |
| 2020 | 1 | 1 | 10 | 2.0 | 4 | 1 | 0 | 0 | 0 | 0 |
| 2021 | 1 | 1 | 6 | 1.5 | 5 | 1 | 0 | 0 | 0 | 0 |
| Totals | 5 | 5 | 24 | 4.5 | 17 | 3 | 0 | 1 | 0 | 0 |

Landry's Regular Season Single-Game Highs:

- Tackles** - 9 at Tampa Bay (11/12/23)
- Sacks** - 2 (Four times, last vs. Atlanta, 10/29/23)
- Quarterback Pressures** - 9 at N.Y. Giants (12/16/18)
- Interceptions** - 1 (Twice, last vs. Jacksonville, 9/20/20)
- Forced Fumbles** - 1 (Three times, last at Indianapolis, 10/31/21)
- Fumble Recovery** - 1 (Twice, last vs. Tampa Bay, 10/27/19)

Landry's Playoff Single-Game Highs:

- Tackles** - 10 vs. Baltimore (1/10/21)
- Sacks** - 2 vs. Baltimore (1/10/21)
- Quarterback Pressures** - 5 vs. Cincinnati (1/22/22)

FRANCHISE SACK LEADERS

In his sixth NFL season, **Harold Landry III** ranks in the top 12 in franchise history in career sacks. In the franchise's "Titans era" (1999–present), his sack total ranks behind only **Jevon Kearse** (52), **Jurrell Casey** (51), **Derrick Morgan** (44.5) and **Kyle Vanden Bosch** (38.5).

Franchise career sack leaders*:

| Player | Seasons | Sacks |
|------------------------------|----------------------|-------------|
| 1. Elvin Bethea | 1968–1983 | 105.0 |
| 2. Ray Childress | 1985–1995 | 75.5 |
| 3. Jesse Baker | 1979–1987 | 66.0 |
| 4. William Fuller | 1986–1993 | 59.0 |
| 5. Sean Jones | 1988–1993 | 57.5 |
| 6. Jevon Kearse | 1999–2003, 2008–2009 | 52.0 |
| 7. Jurrell Casey | 2011–2019 | 51.0 |
| 8. Robert Brazile | 1975–1984 | 48.0 |
| 9. Ted Washington | 1973–1982 | 45.0 |
| 10. Derrick Morgan | 2010–2018 | 44.5 |
| 11. Kyle Vanden Bosch | 2005–2009 | 38.5 |
| 12. Harold Landry III | 2018–2023 | 36.0 |
| 13. Curley Culp | 1974–1980 | 31.0 |

* Individual sacks did not become an official NFL statistic until 1982.





2021 NFL SACK LEADERS

With a career-high 12 sacks in 2021, Titans outside linebacker **Harold Landry III** ranked fifth in the AFC and 10th in the NFL.

In the franchise's "Titans era" (1999–present), his 12 sacks tied for the fourth-highest single-season total and were the most since **Jason Babin** produced 12.5 sacks in 2010.

Most sacks in 2021:

| Player | Team | Sacks |
|------------------------------|-------------------------|-------------|
| 1. T.J. Watt | Pittsburgh Steelers | 22.5 |
| 2. Robert Quinn | Chicago Bears | 18.5 |
| 3. Myles Garrett | Cleveland Browns | 16.0 |
| 4. Nick Bosa | San Francisco 49ers | 15.5 |
| 5. Trey Hendrickson | Cincinnati Bengals | 14.0 |
| 6. Micah Parsons | Dallas Cowboys | 13.0 |
| 7. Cameron Jordan | New Orleans Saints | 12.5 |
| Matt Judon | New England Patriots | 12.5 |
| Aaron Donald | Los Angeles Rams | 12.5 |
| 10. Harold Landry III | Tennessee Titans | 12.0 |

SACKS IN FIRST FOUR SEASONS

From the start of his rookie season in 2018 through 2021, **Harold Landry III's** 31 total sacks led the Titans. Other than **Jevon Kearse** (37.0 sacks from 1999 through 2001), Landry produced the highest sack total by a Titans/Oilers player in his first four NFL seasons since individual sacks became an official NFL statistic in 1982.

Most sacks for the Titans/Oilers in a player's first three NFL seasons, 1982–2020:

| Player | Seasons | Sacks |
|-----------------------------|------------------|-------------|
| 1. Jevon Kearse | 1999–2002 | 37.0 |
| 2. Harold Landry III | 2018–2021 | 31.0 |
| 3. Ray Childress | 1985–1988 | 23.0 |
| 4. Kenny Holmes | 1997–2000 | 22.5 |
| 5. Jurrell Casey | 2011–2014 | 21.0 |
| 6. Travis LaBoy | 2004–2007 | 19.5 |
| 7. Derrick Morgan | 2010–2013 | 16.5 |
| 8. Gary Walker | 1995–1998 | 16.0 |
| 9. (two tied) | | 15.5 |

CONSECUTIVE GAMES WITH A HALF SACK

When **Harold Landry III** registered a sack against the New Orleans Saints on Nov. 14, he joined **Jevon Kearse** as the only Titans/Oilers players since individual sacks became an official NFL statistic in 1982 to produce at least a half sack in eight consecutive games. Kearse had a half sack or more in each of the final 10 games of his 1999 NFL Defensive Rookie of the Year campaign and in the first two games of his second season.

In 2019, Landry recorded five consecutive games with at least a half sack.


Most consecutive games with at least a half sack for the Titans/Oilers (1982–present):

| Player | Dates | Consecutive Games |
|-----------------------------|-------------------------------------|-------------------|
| 1. Jevon Kearse | Oct. 31, 1999–Sept. 10, 2000 | 12 |
| 2. Harold Landry III | Sept. 26, 2021–Nov. 14, 2021 | 8 |
| 3. Sean Jones | Nov. 4, 1990–Dec. 23, 1990 | 7 |
| Kevin Carter | Dec. 16, 2002–Sept. 28, 2003 | 7 |
| 5. Jevon Kearse | Sept. 28, 2003–Nov. 9, 2003 | 6 |
| William Fuller | Sept. 8, 1991–Oct. 20, 1991 | 6 |
| 7. Harold Landry III | Oct. 27, 2019–Dec. 1, 2019 | 5 |
| Brian Orakpo | Sept. 18, 2016–Oct. 16, 2016 | 5 |
| Sean Jones | Nov. 1, 1992–Nov. 26, 1992 | 5 |
| Lee Williams | Sept. 13, 1992–Oct. 18, 1992 | 5 |

#99 • OLB RASHAD WEAVER

6-4, 259, 3rd Year, Pittsburgh

[Click for complete bio](#)



Outside linebacker **Rashad Weaver** is in his third NFL season in 2023. He was selected by the Titans in the fourth round (135th overall) of the 2021 NFL Draft.

In 2022, he appeared in 16 games with four starts. His 5.5 sacks ranked fourth on the team, while his 39 quarterback pressures ranked third. His totals also included 27 tackles, seven tackles for loss, six passes defended, two forced fumbles and one fumble recovery.

As a rookie in 2021, Weaver totaled two tackles in two games before being placed on injured reserve on Sept. 28.

In four seasons at the University of Pittsburgh (2017-20), Weaver appeared in 35 games with 28 starts. He tallied 110 tackles, 34.5 tackles for loss, 17.0 sacks, nine passes defended, 28 quarterback pressures, five forced fumbles and four fumble recoveries.

As a senior in 2020, he started nine games and totaled 35 tackles, 14.5 tackles for loss, 7.5 sacks, 12 quarterback pressures, two passes defended, three forced fumbles and one fumble recovery. Weaver was also Awarded first team All-ACC honors and was a semifinalist for the Bednarik Award.

He is a native of Fort Lauderdale, Fla.

2023 Game Notes:

- **Against Cincinnati (10/1)**, recorded a tackle for loss.
- **At Jacksonville (11/19)**, posted two tackles, a tackle for loss and two quarterback pressures.
- **Against Carolina (11/26)**, tied his career high with four tackles, including a tackle for loss, and added two quarterback pressures.

Weaver's Career Regular Season Statistics:

| Year | GP | GS | Tackle | Sack | QBP | TFL | Int | PD | FF | FR |
|---------------|-----------|----------|-----------|------------|-----------|-----------|----------|----------|----------|----------|
| 2021 | 2 | 0 | 2 | 0.0 | 0 | 0 | 0 | 0 | 0 | 0 |
| 2022 | 16 | 4 | 27 | 5.5 | 39 | 7 | 0 | 6 | 2 | 1 |
| 2023 | 9 | 0 | 11 | 0.0 | 5 | 3 | 0 | 1 | 0 | 0 |
| Totals | 27 | 4 | 40 | 5.5 | 44 | 10 | 0 | 7 | 2 | 1 |

Weaver's Regular Season Single-Game Highs:

- Tackles** - 4 (Twice, last vs. Carolina, 11/26/23)
- Sacks** - 2 vs. N.Y. Giants (9/11/22)
- Tackles for Loss** - 2 vs. N.Y. Giants (9/11/22)
- Forced Fumbles** - 1 (Twice, last vs. Denver 11/13/22)
- Fumble Recoveries** - 1 at Jacksonville (1/7/23)
- Passes Defended** - 2 vs. Jacksonville (12/11/22)

MORE TITANS OUTSIDE LINEBACKERS

51 - OLB TREVIS GIPSON

6-4, 263, 4th Year/1st with Titans, Tulsa

- Trevis Gipson was signed by the Titans as a free agent on Aug. 31, 2023.
- Prior to joining the Titans, he played in 40 games with 19 starts in three seasons with the Chicago Bears (2020-22), totaling 72 tackles, 11 tackles for loss, five passes defended and 10 sacks.
- In 2022, he played in 17 games with 10 starts for the Bears. He totaled 31 tackles, four tackles for loss, 11 quarterback hits and three sacks.
- In 2021, he recorded a career-high seven sacks, along with 37 tackles, five forced fumbles, and one fumble recovery.
- Gipson was selected by Chicago in the fifth round (155th overall) of the 2020 NFL Draft after four collegiate seasons at Tulsa.
- At Tulsa, Gipson finished with 114 tackles, 25.5 tackles for loss, eight forced fumbles and 13 sacks in 49 games and 24 starts. He was a four-year letterwinner and two-year starter for the Golden Hurricane.
- He is a native of Cedar Hill, Texas.



2023 Game Notes:

- **At New Orleans (9/10)**, played in his first game as a member of the Titans.
- **Against Cincinnati (10/1)**, notched his fourth career strip-sack, forcing a turnover against Joe Burrow in the third quarter. Kevin Byard recovered the fumble for the Titans. It was Gipson's 11th career sack and his first in a Titans uniform.
- **At Pittsburgh (11/2)**, totaled four tackles and one quarterback pressure.

42 - OLB CALEB MURPHY

6-3, 254, Rookie, Ferris State

- Caleb Murphy was signed by the Titans as a rookie free agent on May 12, 2023.
- Murphy played in 29 games over three seasons at Ferris State (2020-22), where he totaled 156 tackles, 40 sacks, 60.5 tackles for loss and eight forced fumbles.
- As a senior in 2022, he started in 15 games at Ferris State and accumulated 93 tackles, 25.5 sacks, 39 tackles for loss and three forced fumbles. His 25.5 sacks set an NCAA single-season record. He also tied the NCAA record with 39 tackles for loss. His efforts helped Ferris State repeat as DII national champions.
- Murphy became the first DII player ever to win the Ted Hendricks Award, given to the nation's top defensive end. He also was named GLIAC Player of the Year; won the Gene Upshaw Award, given to the best DII lineman; and won the Cliff Harris award as the nation's small college defensive player of the year.
- As a junior in 2021, he recorded 63 tackles, 14.5 sacks, 21.5 tackles for loss, five forced fumbles and one interception en route to being named the GLIAC Defensive Lineman of the Year and helping his team to the DII title.
- In 2019, he transferred to Ferris State from Grand Valley State, where he played in eight games and recorded 13 tackles and one sack.
- He is a native of Dowagiac, Mich.



2023 Game Notes:

- **Against Cincinnati (10/1)**, made his NFL debut.



TITANS CORNERBACKS

| No. | Name | Ht | Wt | Exp | College |
|-----|----------------------|------|-----|-----|---------------------|
| 23 | Avery, Tre | 5-11 | 181 | 2 | Rutgers |
| 3 | Farley, Caleb * | 6-2 | 197 | 3 | Virginia Tech |
| 26 | Fulton, Kristian | 5-11 | 197 | 4 | Louisiana State |
| 33 | Garror, Eric | 5-8 | 174 | R | Louisiana-Lafayette |
| 40 | Kendall, Anthony | 5-10 | 177 | R | Baldwin Wallace |
| 21 | McCreary, Roger | 5-11 | 190 | 2 | Auburn |
| 0 | Murphy-Bunting, Sean | 6-0 | 195 | 5 | Central Michigan |

* Reserve/PUP

#26 • CB KRISTIAN FULTON

5-11, 197, 4th Year, Louisiana State

[Click for complete bio](#)



Cornerback **Kristian Fulton** is in his fourth NFL season in 2023. He was selected by the Titans in the second round (61st overall) of the 2020 NFL Draft.

In 2022, Fulton appeared and started in 11 games and established a career high with 48 tackles. He added one interception, five passes defended, three tackles for loss, one forced fumble and one fumble recovery. His five passes defended gave him 20 for his career, which ranked second on the team from 2020 to 2022 behind only **Kevin Byard** (26).

In 2021, Fulton became a mainstay in the Titans lineup, starting all 13 games in which he played. He contributed two interceptions and tied for 11th in the NFL with a team-high 14 passes defended. Among all players in their first two NFL seasons, his 14 passes defended in 2021 tied for the league's fourth-highest total. He also contributed 40 tackles during the regular season and added six stops in the team's divisional playoff contest.

In 2020, Fulton appeared in six games with two starts as a rookie. He totaled 16 tackles, one interception, one pass defended, one sack, one quarterback pressure and one tackle for loss. He also played in one postseason contest.

Prior to entering the NFL, the New Orleans, La., native was a two-year starter at Louisiana State. He appeared in 28 games with 25 starts and finished his career with 65 tackles, 25 passes defended and two interceptions.



As a senior in 2019, he started all 15 games and posted 38 tackles, one tackle for loss, 15 passes defended and one interception. He was recognized with second-team All-SEC honors from the Associated Press. In his final collegiate game, Fulton helped LSU secure a National Championship victory over Clemson with a career-high six tackles and one pass defended.

2023 Game Notes:

- **At New Orleans (9/10)**, registered two tackles.
- **Against the Los Angeles Chargers (9/17)**, he was inactive due to injury.
- **At Cleveland (9/24)**, established a career high and tied for third on the defense with nine total tackles, including a tackle for loss.
- **Against Cincinnati (10/1)**, contributed two tackles and one pass defended.
- **At Indianapolis (10/8)**, tallied seven tackles and one pass defended.
- **Against Baltimore (10/15)**, posted four tackles and one pass defended.
- **Against Atlanta (10/29)**, finished second on the defense with eight tackles and added a pass defended.
- **At Pittsburgh (11/2)**, totaled five tackles, one tackle for loss and one pass defended. It was his second career game with at least five tackles, one tackle for loss and one pass defended (Sept. 25, 2022 vs. Las Vegas).
- **At Tampa Bay (11/12)**, posted one tackle.
- **At Jacksonville (11/19)**, tallied five tackles.
- **Against Carolina (11/26)**, recorded one tackle.

Fulton's Career Regular Season Statistics:

| Year | GP | GS | Tackle | Sack | QBP | TFL | Int | PD | FF | FR |
|---------------|-----------|-----------|------------|------------|----------|----------|----------|-----------|----------|----------|
| 2020 | 6 | 2 | 16 | 1.0 | 1 | 1 | 1 | 1 | 0 | 0 |
| 2021 | 13 | 13 | 40 | 0.0 | 0 | 0 | 2 | 14 | 0 | 0 |
| 2022 | 11 | 11 | 48 | 0.0 | 0 | 3 | 1 | 5 | 1 | 1 |
| 2023 | 10 | 10 | 45 | 0.0 | 0 | 2 | 0 | 5 | 0 | 0 |
| Totals | 40 | 36 | 149 | 1.0 | 1 | 6 | 4 | 25 | 1 | 1 |

Fulton's Career Postseason Statistics:

| Year | GP | GS | Tackle | Sack | QBP | TFL | Int | PD | FF | FR |
|---------------|----------|----------|----------|------------|----------|----------|----------|----------|----------|----------|
| 2020 | 1 | 0 | 0 | 0.0 | 0 | 0 | 0 | 0 | 0 | 0 |
| 2021 | 1 | 1 | 6 | 0.0 | 0 | 0 | 0 | 0 | 0 | 0 |
| Totals | 2 | 1 | 6 | 0.0 | 0 | 0 | 0 | 0 | 0 | 0 |

Fulton's Regular Season Single-Game Highs:

- Tackles** - 9 at Cleveland (9/24/23)
- Sacks** - 1 at Minnesota (9/27/20)
- Interceptions** - 1 (Four times, last at Houston, 10/30/22)
- Fumble Recoveries** - 1 at Indianapolis (10/2/22)

Fulton's Playoff Single-Game Highs:

- Tackles** - 6 vs. Cincinnati (1/22/22)

MOST PASSES DEFENSED IN 2021

In his second NFL season, cornerback **Kristian Fulton** tied for 11th place in the NFL and led the Titans defense with 14 passes defended. Among all players in their first two NFL seasons in 2021, he tied for the fourth-highest total behind only **Trevon Diggs** (21), **A.J. Terrell** (16) and **Bryce Hall** (16).

Most passes defended in 2021:

| Player | Team | Passes Defended |
|------------------------------|--------------------------|-----------------|
| 1. J.C. Jackson | New England Patriots | 23 |
| 2. Trevon Diggs * | Dallas Cowboys | 21 |
| 3. Marshon Lattimore | New Orleans Saints | 19 |
| 4. James Bradberry | New York Giants | 17 |
| Anthony Brown | Dallas Cowboys | 17 |
| 6. Jalen Ramsey | Los Angeles Rams | 16 |
| Kendall Fuller | Washington Football Team | 16 |
| A.J. Terrell * | Atlanta Falcons | 16 |
| Bryce Hall * | New York Jets | 16 |
| Xavien Howard | Miami Dolphins | 16 |
| 11. Kristian Fulton * | Tennessee Titans | 14 |
| Chidobe Awuzie | Cincinnati Bengals | 14 |
| Pat Surtain II * | Denver Broncos | 14 |
| Eric Stokes * | Green Bay Packers | 14 |

* Rookie, first-year or second-year player in 2021

#21 • CB ROGER McCREARY

5-11, 190, 2nd Year, Auburn
[Click for complete bio](#)



Cornerback **Roger McCreary** is in his second NFL season in 2023. He was selected by the Titans in the second round (35th overall) of the 2022 NFL Draft.

As a rookie, McCreary was one of three players on the team to start all 17 games (**Kevin Byard**, **Aaron Brewer**), and he became the first Titans rookie cornerback since **Adoree' Jackson** in 2017 to start every game. Only two other rookie cornerbacks in the NFL—Seattle's **Tariq Woolen** and the New York Jets' **Sauce Gardner**—started all 17 games in 2022. McCreary finished third on the Titans defense with 85 tackles, ranked second on the defense with eight passes defended, and added one interception, two tackles for loss and one quarterback pressure.

During four seasons at Auburn (2018-21), McCreary appeared in 43 games with 23 starts and posted 135 tackles, five interceptions, 35 passes defended, 10 stops for loss, a forced fumble and two fumble recoveries.

As a senior in 2021, McCreary started 12 games at cornerback for the Tigers and collected a career-best 49 tackles, an interception, a sack, two stops for loss and a team-best 16 passes defended. He was a first-team All-America selection by The Athletic, Associated Press, ESPN and Reese's Senior Bowl.

As a junior in 2020, he established career highs with three interceptions and seven tackles for loss.

McCreary is a native of Mobile, Ala.

2023 Game Notes:

- **Against the Los Angeles Chargers (9/17)**, posted six tackles, including a tackle for loss.
- **At Cleveland (9/24)**, finished second on the defense with 10 tackles, including a sack. He notched his first career sack by dropping Deshaun Watson for an eight-yard loss in the third quarter. He also totaled two quarterback pressures.
- **Against Cincinnati (10/1)**, credited with six tackles, including a tackle for loss.
- **At Indianapolis (10/8)**, totaled eight tackles with a sack and a forced fumble. In the second quarter, he was credited with a 17-yard sack and his first career forced fumble against Anthony Richardson.
- **Against Baltimore (10/15)**, registered one tackle and one quarterback pressure.
- **Against Atlanta (10/29)** and **at Pittsburgh (11/2)**, he was inactive with a hamstring injury.
- **At Tampa Bay (11/12)**, intercepted a pass by Baker Mayfield and returned the ball 18 yards in the first quarter. It was his second career interception and his first in 2023. He added five tackles.
- **At Jacksonville (11/19)**, tallied four tackles.
- **Against Carolina (11/26)**, totaled four tackles, including a tackle for loss, and added one pass defended.

McCreary's Career Regular Season Statistics:

| Year | GP | GS | Tackle | Sack | QBP | TFL | Int | PD | FF | FR |
|---------------|-----------|-----------|------------|------------|----------|----------|----------|-----------|----------|----------|
| 2022 | 17 | 17 | 85 | 0.0 | 1 | 2 | 1 | 8 | 0 | 0 |
| 2023 | 9 | 5 | 44 | 2.0 | 4 | 4 | 1 | 2 | 1 | 0 |
| Totals | 26 | 22 | 128 | 2.0 | 5 | 6 | 2 | 10 | 1 | 0 |

McCreary's Regular Season Single-Game Highs:

- Tackles** - 11 at Buffalo (9/19/22)
- Sacks** - 1 (Twice, last at Indianapolis, 10/8/23)
- Interceptions** - 1 (Twice, last at Tampa Bay, 11/12/23)
- Passes Defended** - 2 at L.A. Chargers (12/18/22)

#0 • CB SEAN MURPHY-BUNTING

6-0, 195, 5th Year/1st with Titans, Central Michigan
[Click for complete bio](#)



Cornerback **Sean Murphy-Bunting** is in his fifth NFL season and his first campaign with the Titans in 2023. He was signed by the Titans as an unrestricted free agent on March 21, 2023.

Murphy-Bunting joined the Titans after spending his first four NFL seasons (2019-22) with the Tampa Bay Buccaneers, who selected him in the second round (39th overall) of the 2019 NFL Draft. During his four years in Tampa Bay, he played 53 games, including 36 starts, and totaled 188 tackles, six interceptions, 21 passes defended, one sack and one fumble recovery.

In 2022, he accounted for 31 tackles, two interceptions and seven passes defended for a unit that ranked ninth in yards allowed, ninth in pass yards allowed and sixth in third-down defense.

He also appeared in six playoff games with the Buccaneers, including a win in Super Bowl LV. During the Buccaneers' championship run, he tallied three postseason interceptions—one in each of his first three playoff games.

The Macomb, Mich., native played three seasons at Central Michigan University. Over his collegiate career, he tallied 104 tackles, seven interceptions, 15 passes defended, four forced fumbles and a fumble recovery. During his junior season (2018), he earned all-conference honors and was named the Chippewas' Defensive Player of the Year.

2023 Game Notes:

- **At New Orleans (9/10)**, posted six tackles and a forced fumble in his Titans debut. He was credited with a forced fumble on a carry by Jamaal Williams in the fourth quarter, but Williams recovered the ball.
- **Against the Los Angeles Chargers (9/17)**, led the team and set a new career high with three passes defended. He added five tackles.
- **At Cleveland (9/24)**, totaled six tackles, one forced fumble and one fumble recovery. In the first quarter, he forced wide receiver Elijah Moore to fumble and then recovered the ball to give the Titans possession at Cleveland's 17-yard line. The takeaway resulted in a field goal. He tallied his sixth career forced fumble (second of 2023) and his second career fumble recovery (first of 2023).
- **Against Cincinnati (10/1)**, credited with five tackles.
- **At Indianapolis (10/8)**, posted four tackles and added a quarterback pressure.
- **Against Baltimore (10/15)**, intercepted a Lamar Jackson pass in the third quarter. It was his seventh career interception and his first as a member of the Titans. His interception and 10-yard return gave the Titans possession at Baltimore's 25-yard line, leading to a touchdown. He added three tackles.
- **Against Atlanta (10/29)**, registered two tackles.
- **At Pittsburgh (11/2)**, contributed one tackle before exiting the game in the first quarter with a thumb injury.
- **At Tampa Bay (11/12)** and **at Jacksonville (11/19)**, he was inactive with a thumb injury.
- **Against Carolina (11/26)**, returned to the lineup after a two-game absence due to injury. He collected three tackles and one pass defended.

Murphy-Bunting's Career Regular Season Statistics:

| Year | Team | GP | GS | Tackle | Sack | QBP | TFL | Int | PD | FF | FR |
|-------------------|------|-----------|-----------|------------|------------|----------|----------|----------|-----------|----------|----------|
| 2019 | TB | 16 | 10 | 43 | 1.0 | 1 | 1 | 3 | 8 | 1 | 0 |
| 2020 | TB | 16 | 13 | 66 | 0.0 | 5 | 3 | 1 | 3 | 1 | 1 |
| 2021 | TB | 9 | 8 | 42 | 0.0 | 0 | 1 | 0 | 3 | 1 | 0 |
| 2022 | TB | 12 | 5 | 27 | 0.0 | 1 | 1 | 2 | 7 | 1 | 0 |
| 2023 | Ten | 9 | 9 | 35 | 0.0 | 2 | 0 | 1 | 5 | 2 | 1 |
| NFL Totals | | 62 | 45 | 213 | 1.0 | 9 | 6 | 7 | 26 | 6 | 2 |

Murphy-Bunting's Career Postseason Statistics:

| Year | Team | GP | GS | Tackle | Sack | QBP | TFL | Int | PD | FF | FR |
|-----------------------|------|----------|----------|-----------|------------|----------|----------|----------|----------|----------|----------|
| 2020 | TB | 4 | 4 | 19 | 0.0 | 0 | 1 | 3 | 5 | 0 | 0 |
| 2021 | TB | 1 | 0 | 4 | 0.0 | 0 | 0 | 0 | 0 | 0 | 1 |
| 2022 | TB | 1 | 1 | 6 | 0.0 | 0 | 0 | 0 | 0 | 0 | 0 |
| Playoff Totals | | 6 | 5 | 29 | 0.0 | 0 | 1 | 3 | 5 | 0 | 1 |



Murphy-Bunting's Regular Season Single-Game Highs:

- Tackles** - 10 vs. L.A. Rams (11/23/20)
- Interceptions** - 1 (Seven times, last vs. Baltimore, 10/15/23)
- Passes Defended** - 3 vs. L.A. Chargers (9/17/23)
- Quarterback Pressures** - 2 at Las Vegas (10/25/20)
- Forced Fumble** - 1 (Five times, last at Cleveland, 9/24/23)
- Fumble Recovery** - 1 (Twice, last at Cleveland, 9/24/23)

Murphy-Bunting's Playoff Single-Game Highs:


- Tackles** - 6 (Three times, last vs. Dallas, 1/16/23)
- Interceptions** - 1 (Three times, last at Green Bay, 1/24/21)
- Passes Defended** - 2 at New Orleans (1/17/21)

MORE TITANS CORNERBACKS

23 - CB TRE AVERY

5-11, 181, 2nd Year, Rutgers

- Tre Avery was signed by the Titans as a rookie free agent on May 13, 2022.
- In 2022, Avery appeared in 14 games with three starts as a rookie. He led the team with nine passes defended, a total that ranked sixth in the NFL among all rookies. He also contributed 23 tackles, one tackle for loss, six special teams tackles and one fumble recovery on coverage units.
- In four seasons at Rutgers (2018-21), Avery appeared in 35 games with 22 starts. He totaled 92 career tackles, 4.5 tackles for loss, one sack, four interceptions, 17 passes defended and one forced fumble. He added eight kick returns for 169 yards.
- As a senior in 2021, he appeared in 12 games with nine starts and tallied a career-high-tying 37 tackles to go along with 1.5 tackles for loss, one interception and six passes defended.
- As a junior in 2020, he started all nine games and recorded career-bests with 37 tackles, two tackles for loss and a team-high-tying eight passes defended. He also had an interception and was named third-team All-Big Ten by the league's coaches and media.
- Transferred to Rutgers in 2017 from Toledo, where he did not appear in a game.
- He is a native of Baltimore, Md.




2023 Game Notes:

- **Against the Los Angeles Chargers (9/17)**, tied for second place on the team with a career-high eight tackles, including a tackle for loss. He added a pass defended.

3 - CB CALEB FARLEY

6-2, 197, 3rd Year, Virginia Tech

- Caleb Farley was selected by the Titans in the first round (22nd overall) of the 2021 NFL Draft.
- In 2022, Farley appeared in nine games with one start before landing on injured reserve to conclude the campaign. He totaled 10 tackles.
- Farley appeared in three games with one start during his rookie season. He finished with four tackles and one pass defended before his season came to a premature end due to a knee injury. He spent the remainder of



the season on injured reserve.

- Farley played two seasons at Virginia Tech, appearing in 24 games with 23 starts. His career totals included six interceptions, 25 passes defended, 56 tackles, one sack, two quarterback hits and seven kickoff returns for 152 yards (21.7 avg.).
- In 2019, he started all 11 games in which he appeared for the Hokies and was named first team All-ACC after leading the conference with 16 passes defended. His four interceptions tied for second place in the conference. He also totaled 20 tackles and a quarterback hit.
- Farley redshirted as a wide receiver in 2017 and then began playing cornerback for the first time in his redshirt freshman campaign in 2018. He continued playing for the Hokies in 2019 and then opted out of the 2020 campaign due to COVID-19 concerns.
- He is a native of Maiden, N.C.

2023 Game Notes:

- He was placed on reserve/physically unable to perform on Aug. 29, 2023.

33 - DB ERIC GARROR

5-8, 174, Rookie, Louisiana-Lafayette

➤ Eric Garror (last name pronounced "GAIR-er") was signed by the Titans as a rookie free agent on May 15, 2023 after a rookie camp tryout.

➤ In four seasons at Louisiana-Lafayette (2018-22), he appeared in 62 games and recorded 129 tackles, three tackles for loss, 35 passes defended, one sack and nine interceptions. He also returned 93 punts for 778 yards and three touchdowns.

➤ As a graduate in 2022, he played in 13 games and recorded 26 tackles, two interceptions and eight passes defense. He returned 26 punts for 392 yards and two touchdowns, ranking third in the nation with an average of 15.1 yards per punt return. He also returned three kickoffs for 51 yards. He was a first-team All-Sun Belt Conference selection.

➤ As a senior in 2021, he appeared in 14 games and tallied 23 tackles, two interceptions and nine passes defended. He also returned 24 punts for 139 yards and three kickoffs for 38 yards. He earned second-team All-Sun Belt Conference honors.

➤ He is a native of Mobile, Ala.

2023 Game Notes:

- **Against the Los Angeles Chargers (9/17)**, made his NFL debut.
- **Against Atlanta (10/29)**, registered his first career start in the nickel defensive package and registered four tackles. He also served as the team's punt returner, totaling 32 yards on five returns for a 6.4-yard average. In the first quarter, he gained 15 yards on his first career punt return.
- **Against Atlanta (10/29)**, registered his first career start in the nickel defensive package and registered four tackles. He also served as the team's punt returner, totaling 32 yards on five returns for a 6.4-yard average. In the first quarter, he gained 15 yards on his first career punt return.
- **At Tampa Bay (11/12)**, posted five tackles, including a tackle for loss, and a quarterback pressure. He also totaled 23 yards on three punt returns, including a 15-yarder.

40 - CB ANTHONY KENDALL

5-10, 177, Rookie, Baldwin Wallace

➤ Anthony Kendall was signed by the Titans as a rookie free agent on May 12, 2023.

➤ In five seasons at Baldwin Wallace University (2018-22), he appeared in 31 games and recorded 127 tackles, 20 pass breakups, six interceptions, one forced fumble and one sack.

➤ As a graduate in 2022, Kendall started in 10 games and led the Yellow Jackets and the OAC with a career-high 12 pass breakups. He also had a career-high three interceptions, recorded a career-high 56 tackles and added four tackles for loss, his first career forced fumble and first career sack. He was named the 2022 Lee J. Tressel Ohio Athletic Conference Defensive Back of the Year. He also was selected as an American Football Coaches Association, Associated Press and D3football.com second-team All-American and an All-OAC first-team selection.

➤ As a senior in 2021, he appeared in seven games and recorded 11 tackles, two tackles for loss and one pass breakup.

➤ He is a native of Port Richey, Fla.

2023 Game Notes:

- **At New Orleans (9/10)**, led the team with three total special teams tackles in his NFL debut.



TITANS SAFETIES

| No. | Name | Ht | Wt | Exp | College |
|-----|------------------|------|-----|-----|---------------|
| 44 | Brown, Mike | 6-1 | 215 | 1 | Miami (Ohio) |
| 38 | Edmunds, Terrell | 6-1 | 217 | 6 | Virginia Tech |
| 37 | Hooker, Amani | 5-11 | 210 | 5 | Iowa |
| 24 | Molden, Elijah | 5-10 | 192 | 3 | Washington |
| 35 | Wallace, K'Von | 5-11 | 205 | 4 | Clemson |

#37 • S AMANI HOOKER

5-11, 210, 5th Year, Iowa

[Click for complete bio](#)



Safety **Amani Hooker** is in his fifth NFL season in 2023. He was selected by the Titans in the fourth round (116th overall) of the 2019 NFL Draft.

In 2022, Hooker was limited to nine games due to injuries. He contributed 46 tackles, one interception, three passes defended, one forced fumble, one fumble recovery, four quarterback pressures and one tackle for loss.

Hooker appeared in 12 games in 2021 with a career-high 12 starts. He totaled a career-best 62 tackles, one tackle for loss, one interception, four passes defended and one forced fumble. He added seven tackles and an interception in the team's divisional playoff contest.

In 2020, Hooker played 16 games with three starts. He tied **Malcolm Butler** for the team lead with four interceptions and ranked fourth on the team with seven special teams tackles. Additionally, he totaled one tackle for loss and eight passes defended.

As a rookie in 2019, Hooker played as a reserve safety in all 16 games and collected 13 tackles while ranking third on the team with eight special teams tackles.

During a three-year career at Iowa, Hooker played in 36 games with 19 starts and totaled 125 tackles, six interceptions, a sack, 3.5 tackles for loss and nine passes defended. He declared for the NFL Draft following his junior campaign.

Hooker is a native of Minneapolis, Minn.

2023 Game Notes:

- **At New Orleans (9/10)**, recorded two takeaways: a fumble recovery on kickoff coverage and an interception. His game totals also included four tackles, one tackle for loss and a team-high two passes defended. He forced and recovered a fumble on the opening kickoff of the game, stripping the ball from Rashid Shaheed to set up a field goal on the ensuing possession. It was Hooker's first career special teams forced fumble and special teams fumble recovery. It was the team's first time having a special teams forced fumble and recovery by the same player since Daren Bates



did so on kickoff coverage against the Jacksonville Jaguars on Nov. 24, 2019. Hooker notched his seventh career interception when he picked off a pass by Derek Carr to end a Saints drive late in the first half. He returned the ball 10 yards.

- **Against the Los Angeles Chargers (9/17)**, he was inactive due to injury.
- **At Cleveland (9/24)**, led the team with 11 total tackles.
- **Against Cincinnati (10/1)**, posted five tackles, one tackle for loss and one pass defended.
- **At Indianapolis (10/8)**, registered four tackles.
- **Against Baltimore (10/15)**, totaled seven tackles, one tackle for loss and one special teams tackle.
- **Against Atlanta (10/29)**, tied for third on the team with seven tackles and added a pass defended. He also converted a fake punt for a first down with a two-yard rushing attempt on fourth-and-one in the first quarter.
- **At Pittsburgh (11/2)**, tied for second on the team with seven tackles.
- **At Tampa Bay (11/12)**, recorded five tackles.
- **At Jacksonville (11/19)**, posted four tackles.
- **Against Carolina (11/26)**, led the defense with 10 tackles and added one tackle on special teams. He was credited with the game-sealing tackle late in the fourth quarter, dropping DJ Chark for no gain on fourth down.

Hooker's Career Regular Season Statistics:

| Year | GP | GS | Tackle | Sack | QBP | TFL | Int | PD | FF | FR |
|---------------|-----------|-----------|------------|------------|----------|----------|----------|-----------|----------|----------|
| 2019 | 16 | 0 | 13 | 0.0 | 0 | 0 | 0 | 0 | 0 | 0 |
| 2020 | 16 | 3 | 44 | 0.0 | 0 | 1 | 4 | 8 | 0 | 0 |
| 2021 | 12 | 12 | 62 | 0.0 | 0 | 1 | 1 | 4 | 1 | 0 |
| 2022 | 9 | 9 | 46 | 0.0 | 4 | 1 | 1 | 3 | 1 | 1 |
| 2023 | 10 | 10 | 64 | 0.0 | 2 | 3 | 1 | 4 | 0 | 0 |
| Totals | 63 | 34 | 229 | 0.0 | 6 | 6 | 7 | 19 | 2 | 1 |

Hooker's Career Postseason Statistics:

| Year | GP | GS | Tackle | Sack | QBP | TFL | Int | PD | FF | FR |
|---------------|----------|----------|-----------|------------|----------|----------|----------|----------|----------|----------|
| 2019 | 3 | 0 | 3 | 0.0 | 0 | 0 | 0 | 0 | 0 | 0 |
| 2020 | 1 | 0 | 0 | 0.0 | 0 | 0 | 0 | 0 | 0 | 0 |
| 2021 | 1 | 1 | 7 | 0.0 | 0 | 0 | 1 | 2 | 0 | 0 |
| Totals | 5 | 1 | 10 | 0.0 | 0 | 0 | 1 | 2 | 0 | 0 |

Hooker's Regular Season Single-Game Highs:

- Tackles** - 12 at L.A. Rams (11/7/21)
- Interceptions** - 1 (Seven times, last at New Orleans, 9/10/23)
- Passes Defensed** - 2 (Twice, last at Baltimore, 11/22/20)

Hooker's Playoff Single-Game Highs:

- Tackles** - 7 vs. Cincinnati (1/22/22)
- Interceptions** - 1 vs. Cincinnati (1/22/22)
- Passes Defensed** - 2 vs. Cincinnati (1/22/22)

#24 • DB ELIJAH MOLDEN

5-10, 192, 3rd Year, Washington
[Click for complete bio](#)



Defensive back **Elijah Molden** is in his third NFL season in 2023. He was selected by the Titans in the third round (100th overall) of the 2021 NFL Draft.

In 2022, Molden was limited by injuries to two games and one start. He totaled five tackles, one quarterback pressure and one tackle for loss before his second stint on injured reserve ended his season.

As a rookie in 2021, Molden appeared in 16 games with seven starts. He ranked fifth on the team and first among Titans rookies with 60 tackles and registered one interception for a touchdown. He was one of six rookie defensive backs with at least 60 tackles and one interception. Additionally, he contributed six quarterback pressures, three tackles for loss, four passes defensed, one forced fumble, one fumble recovery and two stops on special teams. In the team's divisional playoff contest, he started and registered two tackles.

Prior to arriving in Tennessee, Molden totaled 153 tackles, five interceptions, 25 passes defensed, four forced fumbles and two fumble recoveries in 44 games at the University of Washington. He earned first team All-Pac-12 honors on defense as a junior and senior and was named second team All-Pac-12 as an all-purpose/special teams player as a sophomore.

In 2020, Washington's football season was limited to four games due

to the COVID-19 pandemic. Molden started all four contests and finished third on the squad with 26 tackles to go with one interception and two passes defensed.

In 2019, Molden set career highs with a team-high 79 tackles, four interceptions and three forced fumbles with the Huskies.

He is a native of West Linn, Oregon.

2023 Game Notes:

- **At New Orleans (9/10)**, tied for the team lead with eight tackles and added a pass defensed in his first regular-season action since Nov. 27, 2022. His eight tackles tied his career high.
- **Against the Los Angeles Chargers (9/17)**, posted four tackles and added a stop on special teams.
- **At Cleveland (9/24)**, tallied four tackles, including a tackle for loss.
- **Against Cincinnati (10/1)**, he was inactive with a hamstring injury.
- **At Indianapolis (10/8)**, notched three tackles and added a quarterback pressure.
- **Against Baltimore (10/15)**, he was inactive with a hamstring injury.
- **Against Atlanta (10/29)**, started at safety and tied for third on the defense with seven tackles.
- **At Pittsburgh (11/2)**, registered five tackles.
- **At Tampa Bay (11/12)**, ranked second on the team and tied his career high with eight tackles.
- **At Jacksonville (11/19)**, posted five tackles and a quarterback pressure.
- **Against Carolina (11/26)**, tallied four tackles.

Molden's Career Regular Season Statistics:

| Year | GP | GS | Tackle | Sack | QBP | TFL | Int | PD | FF | FR |
|---------------|-----------|-----------|------------|------------|----------|----------|----------|----------|----------|----------|
| 2021 | 16 | 7 | 60 | 0.0 | 6 | 3 | 1 | 4 | 1 | 1 |
| 2022 | 2 | 1 | 5 | 0.0 | 1 | 1 | 0 | 0 | 0 | 0 |
| 2023 | 9 | 5 | 48 | 0.0 | 2 | 1 | 0 | 1 | 0 | 0 |
| Totals | 27 | 13 | 113 | 0.0 | 9 | 5 | 1 | 5 | 1 | 1 |

Molden's Career Postseason Statistics:

| Year | GP | GS | Tackle | Sack | QBP | TFL | Int | PD | FF | FR |
|---------------|----------|----------|----------|------------|----------|----------|----------|----------|----------|----------|
| 2021 | 1 | 1 | 2 | 0.0 | 0 | 0 | 0 | 0 | 0 | 0 |
| Totals | 1 | 1 | 2 | 0.0 | 0 | 0 | 0 | 0 | 0 | 0 |

Molden's Regular Season Single-Game Highs:

- Tackles** - 8 (Five times, last at Tampa Bay, 11/12/23)
- Interceptions** - 1 at Indianapolis (10/31/21)
- Passes Defensed** - 2 at Indianapolis (10/31/21)
- Forced Fumbles** - 1 at Jacksonville (10/10/21)
- Fumble Recoveries** - 1 vs. Miami (1/2/22)

Molden's Playoff Single-Game Highs:

- Tackles** - 2 vs. Cincinnati (1/22/22)

MORE TITANS SAFETIES

44 - S MIKE BROWN

6-1, 215, 1st Year, Miami (Ohio)



➤ Mike Brown was signed by the Titans off the practice squad of the Cleveland Browns on Jan. 2, 2023.

➤ With the Titans in 2022, he was inactive for the only game he was on the 53-man roster.

➤ Brown originally signed with the Minnesota Vikings as a rookie free agent on May 1, 2022. He spent training camp with the Vikings before being released. After a stint on Green Bay's practice squad, he rejoined the Vikings practice squad on Oct. 5, was released on Oct. 18, and then joined the Browns on Oct. 25. He appeared in three games with the Browns and registered one special teams tackle.

➤ During his career at the Miami University (Ohio), he played in 54 games, tallying 196 total tackles, 15.5 tackles for loss and four interceptions.

➤ As a senior in 2021, he appeared in 13 games and posted a career high in tackles (64), tackles for loss (9.5) and sacks (1.5).

➤ He is a native of Grand Rapids, Mich.

2023 Game Notes:

- Placed on injured reserve on Sept. 26, 2023.
- Activated from injured reserve on Nov. 18, 2023.
- **At Jacksonville (11/19)**, set a career high with two total tackles on defense.

38 - S TERRELL EDMUNDS
6-1, 217, 6th Year, Virginia Tech



- The Titans acquired Terrell Edmunds in a trade with the Philadelphia Eagles on Oct. 23, 2023.
- Prior to joining the Titans, Edmunds joined the Eagles as an unrestricted free agent during the 2023 offseason. He appeared in seven games for the Eagles before being dealt to the Titans.
- Edmunds spent the first five seasons of his NFL career with the Pittsburgh Steelers, amassing 405 tackles, five sacks, five interceptions, 15 tackles for loss, 26 passes defended and a fumble recovery.
- In 2022, he started 15 games at safety for the Steelers and totaled 70 tackles, two sacks, five passes defended and three tackles for loss.
- He was originally selected by the Steelers in the first round (28th overall) of the 2018 NFL Draft.
- In three collegiate seasons at Virginia Tech (2015-17), he appeared in 37 games with 31 starts. He totaled 196 tackles, 14 passes defended, 6.5 tackles for loss and six interceptions with the Hokies.
- A native of Danville, Va., he is one of three brothers to play in the NFL along with running back Trey Edmunds and linebacker Tremaine Edmunds.

2023 Game Notes:

- **Against Atlanta (10/29)**, recorded one tackle at safety and one stop on special teams in his Titans debut.
- **At Pittsburgh (11/2)**, notched his first start as a member of the Titans and totaled four tackles.
- **At Jacksonville (11/19)**, tallied four tackles, including a sack, and added a stop on special teams. In the second quarter, he was credited with a one-yard sack of Trevor Lawrence after he forced the quarterback out of bounds. It was his first sack of the season and the sixth sack of his career.

35 - S K'VON WALLACE
5-11, 205, 4th Year, Clemson



- Claimed by the Titans off waivers from the Arizona Cardinals on Oct. 25, 2023.
- Entered the NFL as a fourth-round selection (127th overall) by the Philadelphia Eagles in the 2020 NFL Draft.
- Prior to joining the Titans, he appeared in 52 games with 12 starts during time with the Eagles (2020-22) and Cardinals (2023). During that span, he totaled 95 tackles, one interception, six passes defended and one fumble recovery.
- Following training camp in 2023, he was waived by the Eagles and claimed by Arizona, where he played seven games with five starts. His totals with the Cardinals included 43 tackles, one interception and four passes defended.
- In three seasons with the Eagles (2020-22), he appeared in 45 games with seven starts.
- Wallace was a captain and two-time national champion during his career at Clemson. From 2016 to 2019, he totaled 178 tackles, two sacks, five interceptions, 21 passes defended and two fumble recoveries for the Tigers.

2023 Game Notes:

- **Against Atlanta (10/29)**, recorded one tackle on special teams in his Titans debut.
- **At Jacksonville (11/19)**, logged his first start in a Titans uniform, opening the contest at safety. He tied for second on the team with six tackles.
- **Against Carolina (11/26)**, started and tied for second on the defense with eight tackles. He added a stop on special teams.



TITANS SPECIALISTS

PUNTERS

| No. | Name | Ht | Wt | Exp | College |
|-----|------------------|------|-----|-----|----------------|
| 4 | Stonehouse, Ryan | 5-10 | 193 | 2 | Colorado State |

KICKERS

| No. | Name | Ht | Wt | Exp | College |
|-----|------------|-----|-----|-----|---------|
| 6 | Folk, Nick | 6-1 | 225 | 16 | Arizona |

LONG SNAPPERS

| No. | Name | Ht | Wt | Exp | College |
|-----|-------------|-----|-----|-----|-----------|
| 46 | Cox, Morgan | 6-4 | 233 | 14 | Tennessee |

#46 • LS MORGAN COX

6-4, 233, 14th Year/3rd with Titans, Tennessee

[Click for complete bio](#)



Long snapper **Morgan Cox** is in his 14th NFL season and his third campaign with the Titans in 2023. He was signed by the Titans as an unrestricted free agent on March 19, 2021.

In 2022, Cox handled all of the team's long snapping duties for the second consecutive season and was named to his fifth career Pro Bowl. He has more Pro Bowl appearances than any other player at his position since the league began naming long snappers to the Pro Bowl in 2004.

His steady play in 2022 helped rookie punter **Ryan Stonehouse** lead the league and set a new NFL record with a 53.1-yard gross punting average. Stonehouse also finished fourth in the NFL and set a rookie record with a 44.0-yard net average. Meanwhile, kicker **Randy Bullock** made 17 of 20 field goals (85.0 percent) and made all 28 extra point attempts.

In 2021, Cox handled all of the team's long snapping duties in 17 regular season games and one postseason game. He helped Bullock finish ninth in franchise history with 120 points in a single season, including three game-winning field goals (Sept. 19 at Seattle, Oct. 31 at Indianapolis and Dec. 23 against San Francisco). He also snapped for punter **Brett Kern**, who had the league's third-best ratio of punts inside the 20 to touchbacks (18:1).

In his first 11 seasons, Cox appeared in 165 regular season games for the Baltimore Ravens, serving as the team's primary long snapper after entering the NFL as an undrafted free agent in 2010. He was selected to four Pro Bowls and was a part of five playoff teams in Baltimore, totaling 10 postseason games played.

In 2020, he earned his fourth career Pro Bowl selection. He helped kicker Justin Tucker record his fifth consecutive season with at least 130 points, tying the NFL record of consecutive seasons with 130-plus points. Tucker connected on 26 of 29 field goals (89.7 percent) and was 52 of 53 on extra points (98.1 percent). Cox also snapped on all 51 of **Sam Koch's** 51 punts, as Koch was the NFL's only punter to place at least 20 punts (22) inside in the 20-yard line and have no more than one touchback.

A native of Collierville, Tenn., Cox played 38 games in three seasons (2007-09) as the primary long snapper at the University of Tennessee.

2023 Game Notes:

- **At New Orleans (9/10)**, appeared in his 200th career regular-season game. He became the 11th active NFL player to do so and the third active long snapper to do so, joining Carolina's J.J. Jansen and Houston's Jon Weeks. He snapped for five field goals on five attempts by Nick Folk in the contest.

Cox's Career Regular Season Statistics:

| Year | Team | GP | GS | SpT Tackles |
|-------------------|------|------------|----------|-------------|
| 2010 | Bal | 15 | 0 | 1 |
| 2011 | Bal | 16 | 0 | 0 |
| 2012 | Bal | 16 | 0 | 2 |
| 2013 | Bal | 16 | 0 | 2 |
| 2014 | Bal | 7 | 0 | 0 |
| 2015 | Bal | 16 | 0 | 0 |
| 2016 | Bal | 16 | 0 | 2 |
| 2017 | Bal | 16 | 0 | 1 |
| 2018 | Bal | 16 | 0 | 1 |
| 2019 | Bal | 16 | 0 | 0 |
| 2020 | Bal | 15 | 0 | 2 |
| 2021 | Ten | 17 | 0 | 1 |
| 2022 | Ten | 17 | 0 | 1 |
| 2023 | Ten | 11 | 0 | 0 |
| NFL Totals | | 210 | 0 | 13 |

Cox's Career Postseason Statistics:

| Year | Team | GP | GS | SpT Tackles |
|-----------------------|------|-----------|----------|-------------|
| 2011 | Bal | 2 | 0 | 0 |
| 2012 | Bal | 4 | 0 | 0 |
| 2018 | Bal | 1 | 0 | 0 |
| 2019 | Bal | 1 | 0 | 0 |
| 2020 | Bal | 2 | 0 | 0 |
| 2021 | Ten | 1 | 0 | 0 |
| Playoff Totals | | 11 | 0 | 0 |

#6 • K NICK FOLK

6-1, 225, 16th Year/1st with Titans, Arizona

[Click for complete bio](#)

Kicker **Nick Folk** is in his 16th NFL season and his first campaign with the Titans in 2023. He was acquired by the Titans in a trade with the New England Patriots on Aug. 29, 2023.

In his first 15 NFL seasons, Folk appeared in 211 games during his time with the Dallas Cowboys (2007-09), New York Jets (2010-2016), Tampa Bay Buccaneers (2017) and Patriots (2019-22). During that time, he connected on 82.9 percent (353 of 426) of his field goal attempts and 96.8 percent of his extra point attempts (458 of 473). He had 10 seasons with at least 100 points, including a league-leading 150 points in 2021 with the Patriots. He registered 11 game-winning field goals in the regular season and one in postseason play.

Folk ended the 2022 campaign with an active streak of 60 straight field goals made under 40 yards—every attempt in the regular season since his last miss on Oct. 5, 2017 against New England as a member of the Buccaneers. Through 2022, the NFL record was 70 by **Justin Tucker** of Baltimore (2016-20).

Over his four years with New England, Folk made 108 of his 121 field goal attempts (89.3 percent) in 57 games. He departed the Patriots in fifth place on the New England all-time field goal list and tied for seventh place on the franchise's all-time scoring list with 440 total points.

In 2022, he played in all 17 games for New England and totaled 128 points on 32-of-37 field goal attempts. He was also 32-of-35 on extra points. Folk became one of six all-time NFL players to have at least five seasons with 30 field goals, joining **Justin Tucker** (eight), **Stephen Gostkowski** (five), **Robbie Gould** (five), **John Carney** (five) and **David Akers** (five).

Folk established the NFL record for consecutive field goals made under 50 yards with a streak of 64 such kicks from Oct. 5, 2017 to Oct. 16, 2022. He broke the record (56 consecutive) set by **Ryan Succop** of the Titans from 2014 to 2017.

While with the Patriots, he also set the franchise mark for consecutive field goals made (36) during a streak that spanned from 2020 to 2021 and posted the third-highest field goal percentage for a season by a Patriot in 2020 (92.9).

Folk entered the NFL as a sixth-round selection by the Dallas in the 2007 NFL Draft. As a rookie for the Cowboys, he earned a Pro Bowl selection and all-rookie honors.

A native of Sherman Oaks, Calif., Folk attended the University of Arizona, where he earned All-PAC 10 accolades in his final season.

**2023 Game Notes:**

➤ **At New Orleans (9/10)**, made his Titans debut and tied his career high with five field goals. It was his sixth career game with five field goals and the fifth occasion in which he connected on five field goals without a miss. He made a 50-yard field goal to cap the Titans' opening possession and a 27-yarder to end their second drive. In the second quarter, he booted a 31-yard field goal, and he added both a 45-yarder and a 29-yarder in the fourth quarter. He became the first Titans kicker with five field goals in a game since Stephen Gostkowski made six at Minnesota on Sept. 27, 2020. It was his 19th career game with four or more field goals.

➤ **Against the Los Angeles Chargers (9/17)**, made both field goal attempts, including a 33-yarder as time expired in the first half and a 41-yard, game-winning field goal in overtime. The latter was the 13th game-winning field goal of his career, including 12 in the regular season and one game-winner in the postseason. It was the organization's 54th all-time game winning field goal and the team's first since Randy Bullock's 44-yarder to beat the San Francisco 49ers on Dec. 23, 2021.

➤ **At Cleveland (9/24)**, made a 44-yard field goal in the second quarter to improve his streak to 16 consecutive field goals made.

➤ **Against Cincinnati (10/1)**, made both of his field goal attempts (53 and 35 yards) and all three of his extra point attempts. His 53-yard field goal in the first quarter was the team's longest since a 53-yarder by Stephen Gostkowski at Jacksonville on Dec. 13, 2020. He improved his active streak to 18 consecutive field goals made, giving him his fourth career streak in which he made at least 18 field goals in a row (36 from 2020-21; 23 in 2013; 19 from 2010-11). His 35-yarder was his 65th consecutive field goal on attempts from less than 40 yards.

➤ **At Indianapolis (10/8)**, made all three field goals (27, 53 and 34 yards) and his only extra point attempt. His 53-yarder in the second quarter was his seventh consecutive made field goal from 50-plus yards, including his first three such attempts as a member of the Titans in 2023. He improved his streak to 21 consecutive field goals made, marking the third time in his career he made at least 21 field goals in a row (36 from 2020-21; 23 in 2013).

➤ **Against Baltimore (10/15)**, made all three of his field goal attempts (26, 27 and 38 yards) and his only extra point attempt, increasing his streak to 24 consecutive successful field goals, including 16 consecutive field goals with the Titans. He established the second-longest streak of his 16-year career (36 from 2020-21). He made his 68th, 69th and 70th consecutive field goals from under 40 yards, tying Justin Tucker's NFL record. His 369 career field goals gave him sole possession of 20th place in NFL history, surpassing Norm Johnson (366).

➤ **Against Atlanta (10/29)**, made all four extra point attempts.

➤ **At Pittsburgh (11/2)**, succeeded on all three field goal attempts and his only extra point attempt. He made a 36-yard field goal in the first quarter, another 36-yard field goal as time expired in the second quarter, and a 48-yarder in the third quarter, notching his 51st career game with three or more field goals. He improved his streak to 27 consecutive field goals made, which is the second-longest streak of his 16-year career (36 from 2020-21). With his 36-yard field goal in the first quarter, he set a new NFL record for the most consecutive field goals made under 40 yards. It was his 71st such field goal without a miss, breaking the mark established by Justin Tucker from 2016 to 2020. His second field goal of the evening increased the streak to 72. Folk's streak of 19 consecutive field goals as a member of the Titans tied for the fifth-longest such streak in franchise history behind the 20 consecutive field goals by Al Del Greco (1998-99), later matched three times by Rob Bironas (2007-08, 2010, 2011-12). His 19 consecutive field goals to start a season extended his franchise record.

➤ **At Tampa Bay (11/12)**, made two of his three field goal attempts, including a 38-yarder in the first quarter that extended his streak to 28 consecutive field goals without a miss. The streak was broken in the second quarter on a 51-yard attempt. That also ended a streak of 20 consecutive field goals as a member of the Titans, which tied for the longest streak in franchise history. The record was first established by Al Del Greco (1998-99) and later matched three times by Rob Bironas (2007-08, 2010, 2011-12). In the fourth quarter, he added a 27-yard field goal, increasing his all-time NFL-record streak to 74 consecutive field goals made on attempts from less than 40 yards. With 374 career field goals, he surpassed Jan Stenerud (373) for 19th place in NFL history in career field goals.

➤ **At Jacksonville (11/19)**, made both of his extra point attempts.

➤ **Against Carolina (11/26)**, made his only field goal attempt and both of his extra point attempts. As time expired in the first half, he made a 53-yard field goal.

Folk's Career Regular Season Statistics:

| Year | Team | GP | FGM | FGA | Pct | Lg | XPM | XPA | Pts |
|-------------------|------|------------|------------|------------|-------------|-----------|------------|------------|--------------|
| 2007 | Dal | 16 | 26 | 31 | 83.9 | 53 | 53 | 53 | 131 |
| 2008 | Dal | 16 | 20 | 22 | 90.9 | 52 | 42 | 42 | 102 |
| 2009 | Dal | 14 | 18 | 28 | 64.3 | 51 | 36 | 36 | 90 |
| 2010 | NYJ | 16 | 30 | 39 | 76.9 | 56 | 37 | 37 | 127 |
| 2011 | NYJ | 16 | 19 | 25 | 76.0 | 51 | 44 | 44 | 101 |
| 2012 | NYJ | 16 | 21 | 27 | 77.8 | 54 | 30 | 30 | 93 |
| 2013 | NYJ | 16 | 33 | 36 | 91.7 | 54 | 27 | 27 | 126 |
| 2014 | NYJ | 16 | 32 | 39 | 82.1 | 55 | 23 | 23 | 119 |
| 2015 | NYJ | 8 | 13 | 16 | 81.3 | 55 | 19 | 19 | 58 |
| 2016 | NYJ | 16 | 27 | 31 | 87.1 | 51 | 24 | 26 | 105 |
| 2017 | TB | 4 | 6 | 11 | 54.5 | 50 | 7 | 9 | 25 |
| 2019 | NE | 7 | 14 | 17 | 82.4 | 51 | 12 | 12 | 54 |
| 2020 | NE | 16 | 26 | 28 | 92.9 | 51 | 30 | 33 | 108 |
| 2021 | NE | 17 | 36 | 39 | 92.3 | 53 | 42 | 47 | 150 |
| 2022 | NE | 17 | 32 | 37 | 86.5 | 54 | 32 | 35 | 128 |
| 2023 | Ten | 11 | 22 | 23 | 95.7 | 53 | 17 | 17 | 83 |
| NFL Totals | | 222 | 375 | 449 | 83.5 | 56 | 475 | 490 | 1,600 |

Folk's Career Postseason Statistics:

| Year | Team | GP | FGM | FGA | Pct | Lg | XPM | XPA | Pts |
|-----------------------|------|----------|----------|----------|-------------|-----------|-----------|-----------|-----------|
| 2007 | Dal | 1 | 1 | 1 | 100.0 | 34 | 2 | 2 | 5 |
| 2010 | NYJ | 3 | 2 | 3 | 66.7 | 42 | 8 | 8 | 14 |
| 2019 | NE | 1 | 2 | 2 | 100.0 | 36 | 1 | 1 | 7 |
| 2021 | NE | 1 | 1 | 1 | 100.0 | 44 | 2 | 2 | 5 |
| Playoff Totals | | 6 | 6 | 7 | 85.7 | 44 | 13 | 13 | 31 |

Folk's Regular Season Single-Game Highs:

- Field Goals Made** - 5 (six times, last at New Orleans, 9/10/23)
- Field Goal Attempts** - 6 vs. Tennessee (11/28/21)
- Longest Field Goal** - 56 at Denver (10/17/10)
- PATs Made** - 6 (five times, last vs. Cleveland, 11/14/21)
- PATs Attempted** - 7 vs. N.Y. Jets (10/24/21)
- Points** - 18 vs. Tennessee (11/28/21)

Folk's Playoff Single-Game Highs:

- Field Goals Made** - 2 vs. Tennessee (1/4/20)
- Field Goal Attempts** - 2 vs. Tennessee (1/4/20)
- Longest Field Goal** - 44 at Buffalo (1/15/22)
- PATs Made** - 4 at New England (1/16/11)
- PATs Attempted** - 4 at New England (1/16/11)
- Points** - 6 vs. Tennessee (1/4/20)

FIELD GOAL LEADERS, ACTIVE PLAYERS

Among all active NFL kickers (currently on an active roster, practice squad or reserve list), **Nick Folk** ranks third in career field goals. Only Arizona's **Matt Prater** and Baltimore's **Justin Tucker** have more.

Through 2022, Folk's 353 career field goals put him in a tie with **Eddie Money** for 23rd in NFL history.

Most field goals among active NFL players:

| Kicker | Current Team | Career FGs |
|---------------------|-------------------------|------------|
| 1. Matt Prater | Arizona Cardinals | 392 |
| 2. Justin Tucker | Baltimore Ravens | 384 |
| 3. Nick Folk | Tennessee Titans | 375 |
| 4. Graham Gano | New York Giants | 324 |
| 5. Greg Zuerlein | New York Jets | 316 |
| 6. Brandon McManus | Jacksonville Jaguars | 246 |
| 7. Chris Boswell | Pittsburgh Steelers | 223 |
| 8. Jason Myers | Seattle Seahawks | 220 |
| 9. Dustin Hopkins | Cleveland Browns | 218 |
| 10. Randy Bullock | New York Giants | 214 |

CONSECUTIVE FGs, FRANCHISE HISTORY

After joining the Titans in a trade on Aug. 29, 2023, **Nick Folk** made his first 20 field goals he attempted before his first miss from 51 yards at Tampa Bay on Nov. 12, 2023. His 20 straight field goals tied for the longest streak in franchise history. **Al Del Greco** established the benchmark from 1998 to 1999, and **Rob Bironas** later matched the record on three different occasions.

Folk's 20 consecutive field goals made to start a season are the most in franchise history.

Most consecutive field goals made, franchise history:

| Player | Dates | Consecutive Field Goals |
|---------------------|-------------------------------------|-------------------------|
| 1. Nick Folk | Sept. 10, 2023–Nov. 12, 2023 | 20 |
| Rob Bironas | Nov. 27, 2011–Sept. 23, 2012 | 20 |
| Rob Bironas | Oct. 3, 2010–Jan. 2, 2011 | 20 |
| Rob Bironas | Dec. 16, 2007–Oct. 27, 2008 | 20 |
| Al Del Greco | Nov. 15, 1998–Sept. 19, 1999 | 20 |
| 6. Ryan Succop | Oct. 23, 2016–Sept. 10, 2017 | 19 |
| Rob Bironas | Oct. 14, 2007–Nov. 25, 2007 | 19 |
| 8. Al Del Greco | Oct. 29, 1995–Sept. 1, 1996 | 18 |
| 9. Ryan Succop | Sept. 17, 2017–Oct. 22, 2017 | 16 |
| 10. Ryan Succop | Dec. 14, 2014–Nov. 8, 2015 | 15 |

* Franchise record for consecutive field goals made to start a season

CONSECUTIVE FGs FROM UNDER 40 YARDS

Titans kicker **Nick Folk** has continued a streak that began six years ago by making his last 74 field goals from under 40 yards. His last miss in that range was a 31-yarder against New England on Oct. 5, 2017, when he played for the Tampa Bay Buccaneers.

On Nov. 2 at Pittsburgh, Folk broke the NFL record for most consecutive field goals made from under 40 yards. Baltimore's **Justin Tucker** previously owned the record with 70 straight under-40-yarders from 2016 to 2020.

Most consecutive field goals made from under 40 yards, NFL history:

| Player | Seasons | Field Goals Under 40 Yards | |
|---------------------|------------------|----------------------------|----------------------|
| 1. Nick Folk | 2017–2023 | 74 | <i>active streak</i> |
| Justin Tucker | 2016–2020 | 70 | |
| 3. Shayne Graham | 2009–2015 | 67 | |



FIVE SEASONS WITH 30 FIELD GOALS

As a member of the Patriots in 2022, Titans kicker **Nick Folk** became one of six NFL players to have at least five seasons with 30 field goals.

Most NFL seasons with 30 or more field goals:

| Player | Seasons |
|---------------------|---------|
| 1. Justin Tucker | 8 |
| 2. Nick Folk | 5 |
| Stephen Gostkowski | 5 |
| Robbie Gould | 5 |
| John Carney | 5 |
| David Akers | 5 |
| 7. Graham Gano | 4 |
| Adam Vinatieri | 4 |
| Matt Prater | 4 |
| Jay Feely | 4 |
| Matt Stover | 4 |
| Matt Bryant | 4 |

CONSECUTIVE FGs, NFL HISTORY

From 2020 to 2021, Nick Folk made 36 consecutive field goals as a member of the New England Patriots. Through the 2022 campaign, Folk's streak was tied for the sixth-longest such streak in NFL history.

Most consecutive field goals in NFL history (through 2022):

| Player | Team | Season(s) | Consecutive Field Goals |
|---------------------|-------------------------|------------------|-------------------------|
| 1. Adam Vinatieri | Indianapolis | 2015–2016 | 44 |
| 2. Mike Vanderjagt | Indianapolis | 2002–2004 | 42 |
| 3. Gary Anderson | San Francisco/Minnesota | 1997–1998 | 40 |
| 4. Graham Gano | New York Giants | 2020–2021 | 37 |
| Jason Myers | Seattle | 2019–2021 | 37 |
| 6. Nick Folk | New England | 2020–2021 | 36 |
| Matt Stover | Baltimore | 2005–2006 | 36 |
| 8. Justin Tucker | Baltimore | 2015–2016 | 35 |
| Adam Vinatieri | Indianapolis | 2013–2014 | 35 |
| 10. Robbie Gould | San Francisco | 2017–2018 | 33 |
| Justin Tucker | Baltimore | 2013 | 33 |

#4 • P RYAN STONEHOUSE

5-10, 193, 2nd Year, Colorado State

[Click for complete bio](#)

Punter **Ryan Stonehouse** is in his second NFL season in 2023. He was signed by the Titans as a rookie free agent on May 13, 2022.

In 2022, Stonehouse finished the season with a gross average of 53.10 yards per punt on 90 total punts (4,779 total yards). In doing so, he broke **Sammy Baugh's** single-season NFL record of 51.40 yards per punt, which was established in 1940 and was never matched among qualifiers (2.5 punts per team game) until Stonehouse's rookie campaign. Stonehouse's mark also surpassed **Brett Kern's** franchise record of 49.7 yards per punt in 2017.

With a net punting average of 44.03 yards per punt in 2022, Stonehouse also established a new NFL record for the highest net average by a rookie punter. He broke the record set by Indianapolis' **Rigoberto Sanchez**, who averaged 42.64 net yards per punt as a rookie in 2017. Stonehouse finished fourth in the NFL in net punting behind veterans **Tommy Townsend** (45.6), **Michael Dickson** (44.5) and **Johnny Hekker** (44.1). In franchise history, his net average ranked second for a single season, trailing only Kern's 44.6 net average in 2017.

Stonehouse's 90 punts in 2022 made up the NFL's second-highest total. Only Denver's **Corliss Waitman** (96) had more. The 90 punts by Stonehouse tied **Craig Hentrich's** 1999 number for the fourth-highest total in team annals behind **Rich Camarillo** (96 punts in 1994) and **Cliff Parsley** (93 in 1979; 91 in 1978).



Stonehouse appeared in 53 games over five seasons at Colorado State (2017-21) and set an NCAA career record with a 47.8-yard gross punting average. His career totals included 244 punts for 11,656 yards with 91 punts inside the 20. He totaled 106 punts of 50-plus yards and became the first player in Colorado State history to log 11,000 punting yards in a career.

During his final college season in 2021, Stonehouse appeared in 12 games and averaged 50.9 yards per attempt on 58 punts, including a career-long 81-yard punt. He placed 27 punts inside the 20-yard line and totaled 32 punts of 50-plus yards en route to being named a second-team All-Mountain West selection and a Ray Guy Award semifinalist.

He is a native of La Verne, Calif.

2023 Game Notes:

➤ **At New Orleans (9/10)**, used a 62-yard punt to pin the Saints on their own 13-yard line to end the first quarter.

➤ **Against Los Angeles Chargers (9/17)**, established a new franchise single-game record with a gross average of 61.2 yards per punt (minimum four punts to qualify), totaling 306 yards on five punts. It topped Brett Kern's previous franchise record of 60.5 yards, set on Oct. 25, 2020 against Pittsburgh. Since 1960, Stonehouse registered the NFL's second-best gross average in an NFL game (minimum four attempts) behind only Carolina punter Andy Lee's 63.0 yards per punt against Denver on Sept. 8, 2016. Stonehouse recorded punts of 60, 63, 63, 58 and 62 yards and also averaged 44.6 net yards per attempt with one punt placed inside the 20.

➤ **At Cleveland (9/24)**, punted seven times for a 53.4-yard gross average and a 46.1-yard net average. He tied his career high (three previous games) with four punts placed inside the 20. In the fourth quarter, he tied his career long (Nov. 13, 2022 vs. Denver) with a 74-yard punt to flip the field.

➤ **Against Cincinnati (10/1)**, placed both of his punts inside the 20, averaging 46.5 gross yards and 45.5 net yards per punt.

➤ **At Indianapolis (10/8)**, recorded one punt for 43 yards. It was the first time in his career with no more than one punt.

➤ **Against Baltimore (10/15)**, averaged 52.6 yards on five punts (34.4 net) with two punts placed inside the 20. In the second quarter, he tallied a special teams tackle by forcing Ravens returner Devin Duvernay out of bounds to help prevent a touchdown.

➤ **Against Atlanta (10/29)**, tied his career high with eight punts. It was his fourth career game with eight attempts. He averaged 52.5 yards per punt with a career-high six punts placed inside the 20. His net average was 46.8 yards per punt. He became the first punter for the team to place six punts inside the 20 in a game since Brett Kern's eight-such punts at Denver on Oct. 13, 2019. In the second quarter, he helped pin the Falcons on their seven-yard line with a 64-yard punt. On his next attempt, he hit a 54-yarder to the seven-yard line.

➤ **At Pittsburgh (11/2)**, averaged 57.0 gross yards and 52.7 net yards on three punts. He placed all three punts inside the 20. His first attempt was a 59-yarder in the second quarter, followed a 61-yarder in the third quarter and 51-yarder in the fourth quarter to pin the Steelers at their own eight-yard line.

➤ **At Tampa Bay (11/12)**, tied the eighth-best single-game gross punting average in franchise history (minimum four punts), averaging 56.8 yards on four punts with two placed inside the 20. His net average of 48.0 yards per punt ranked second in his career (minimum four punts). He hit a 62-yard punt in the first quarter and then booted three consecutive punts that went 55 yards.

➤ **At Jacksonville (11/19)**, averaged 53.5 gross yards and 48.5 net yards on four punts with two punts placed inside the 20. His 48.5-yard net average set a career high and tied for the 10th-best single-game figure in team history (minimum four punts). In the first quarter, he booted a 61-yard punt. He punted 73 yards for a touchback in the third quarter to record the third-longest punt of his career.

➤ **Against Carolina (11/26)**, punted seven times for a 53.7-yard gross average and a 46.7-yard net average with five punts placed inside the 20. It was his fifth consecutive game with at least one punt of 60-plus yards for the NFL's longest such active streak. In the second quarter, he pinned the Panthers on their four-yard line with a 71-yard punt—his seventh punt of at least 70 yards in two NFL seasons. Through 12 weeks of the NFL season, his 53.7-yard average was the NFL's second best in any game for a punter with at least seven attempts (58.6 by Corey Bojorquez on Nov. 5).

Stonehouse's Career Regular Season Statistics:

| Year | Team | GP | No | Yds | Avg | TB | In20 | Lg | Blk | Net |
|---------------|------|-----------|------------|--------------|-------------|-----------|-----------|-----------|----------|-------------|
| 2022 | Ten | 17 | 90 | 4,779 | 53.1 | 9 | 30 | 74 | 0 | 44.0 |
| 2023 | Ten | 11 | 49 | 2,594 | 52.9 | 9 | 27 | 74 | 0 | 44.8 |
| Totals | | 28 | 139 | 7,373 | 53.0 | 18 | 57 | 74 | 0 | 44.3 |



Stonehouse's Regular Season Single-Game Highs:
Punts - 8 (Four times, last vs. Atlanta, 10/29/23)
Gross Avg. - 61.2 vs. L.A. Chargers (9/17/23)
Net Avg. - 48.5 at Jacksonville (11/19/23)
Long Punt - 74 (Twice, last at Cleveland, 9/24/23)
In20 - 6 vs. Atlanta (10/29/23)

NFL RECORD: SINGLE-SEASON AVERAGE

In 1940, Washington's **Sammy Baugh** punted 35 times for 1,799 yards, averaging 51.40 yards per punt. Eighty-two seasons later, the mark still stood as the best qualifying single-season punting average in NFL history, until Titans rookie punter **Ryan Stonehouse** broke the record in 2022.

Stonehouse, an undrafted rookie from Colorado State University, averaged 53.10 yards per attempt on 90 total punts—1.70 yards per punt ahead of Baugh's number.

Prior to Stonehouse's rookie campaign, Baugh's mark was one of the NFL's longest-held records. In the 2022 NFL Record & Fact Book, only three single-season individual records predated Baugh's punting mark, and all three of those were later tied: most safeties in a season (two by Green Bay's **Tom Nash** in 1932 and subsequently tied 18 times), most fumbles returned for a touchdown in a season (two by Boston's **Harold McPhail** in 1934 and tied 44 times), and most opponent fumbles returned for a touchdown in a season (two by McPhail in 1934 and tied 41 times).

To qualify for the single-season average record, a punter needs a minimum of 2.5 attempts per team game.

Highest single-season punting average (gross average) in NFL history (minimum 2.5 punts per team game):

| Player | Team | Season | Punts | Yards | Punting Average |
|---------------------------|------------------|-------------|-----------|--------------|-----------------|
| 1. Ryan Stonehouse | Tennessee | 2022 | 90 | 4,779 | 53.10 |
| 2. Sammy Baugh | Washington | 1940 | 35 | 1,799 | 51.40 |
| 3. Shane Lechler | Oakland | 2009 | 96 | 4,909 | 51.14 |
| 4. Andy Lee | San Francisco | 2011 | 78 | 3,970 | 50.90 |
| 5. Corey Bojorquez | Buffalo | 2020 | 41 | 2,082 | 50.78 |
| 6. Shane Lechler | Oakland | 2011 | 78 | 3,960 | 50.77 |
| 7. Tommy Townsend | Kansas City | 2022 | 53 | 2,672 | 50.42 |
| 8. Brandon Fields | Miami | 2012 | 74 | 3,715 | 50.20 |
| 9. Thomas Morstead | New Orleans | 2012 | 74 | 3,707 | 50.09 |
| 10. A.J. Cole | Las Vegas | 2021 | 64 | 3,202 | 50.03 |

NFL ROOKIE RECORD: NET AVERAGE

In addition to the NFL single-season gross punting average record he set in 2022, Titans punter **Ryan Stonehouse** also established a new record for net punting average in a season by a rookie. His 44.03 net yards per attempt exceeded the previous record of 42.64 yards, set by Indianapolis Colts rookie punter **Rigoberto Sanchez** in 2017.

Highest net punting average by a rookie, NFL history:

| Player | Team | Season | Net Avg |
|---------------------------|-------------------------|-------------|--------------|
| 1. Ryan Stonehouse | Tennessee Titans | 2022 | 44.03 |
| 2. Rigoberto Sanchez | Indianapolis Colts | 2017 | 42.64 |
| 3. Michael Dickson | Seattle Seahawks | 2018 | 42.47 |
| 4. Jamie Gillan | Cleveland Browns | 2019 | 41.59 |

2022 NFL PUNTING LEADERS

Despite being a rookie, Titans punter **Ryan Stonehouse** led the NFL in punting average in 2022 and ranked fourth among the leaders in net punting average. He maintained his gross and net averages despite being ranked second in the NFL with 90 total punts. Only Denver's **Corliss Waitman** (96) had more punts than Stonehouse in 2022.

NFL gross punting average leaders in 2022:

| Player | Team | Gross Punt Avg. |
|---------------------------|-------------------------|-----------------|
| 1. Ryan Stonehouse | Tennessee Titans | 53.10 |
| 2. Tommy Townsend | Kansas City Chiefs | 50.42 |
| 3. Logan Cooke | Jacksonville Jaguars | 49.34 |
| 4. AJ Cole | Las Vegas Raiders | 48.88 |
| 5. Jake Camarda | Tampa Bay Buccaneers | 48.85 |
| 6. Jack Fox | Detroit Lions | 48.56 |
| 7. Corey Bojorquez | Cleveland Browns | 48.51 |
| 8. Michael Dickson | Seattle Seahawks | 48.47 |
| 9. Johnny Hekker | Carolina Panthers | 48.46 |
| 10. Bryan Anger | Dallas Cowboys | 48.40 |

NFL net punting average leaders in 2022:

| Player | Team | Net Punt Avg. |
|---------------------------|-------------------------|---------------|
| 1. Tommy Townsend | Kansas City Chiefs | 45.58 |
| 2. Michael Dickson | Seattle Seahawks | 44.42 |
| 3. Johnny Hekker | Carolina Panthers | 44.12 |
| 4. Ryan Stonehouse | Tennessee Titans | 44.03 |
| 5. AJ Cole | Las Vegas Raiders | 43.90 |
| 6. Logan Cooke | Jacksonville Jaguars | 43.78 |
| 7. Tress Way | Washington Commanders | 42.89 |
| 8. Bryan Anger | Dallas Cowboys | 42.84 |
| 9. Cameron Johnston | Houston Texans | 42.59 |
| 10. Drue Chrisman | Cincinnati Bengals | 42.57 |

SINGLE-GAME GROSS AVERAGE, TEAM HISTORY

Against the Los Angeles Chargers on Sept. 17, 2023, **Ryan Stonehouse** established a new franchise single-game record with a gross average of 61.2 yards per punt (minimum four punts to qualify), totaling 306 yards on five punts. It topped **Brett Kern's** previous franchise record of 60.5 yards, set on Oct. 25, 2020 against Pittsburgh.

In only his second season, Stonehouse has recorded six of the franchise's top 12 single-game gross punting averages (minimum four punts).

Highest single-game gross punting average, franchise history (min. 4 punts):

| Player | Date | Opponent | Punts | Gross Avg |
|----------------------------|-----------------|-------------------------|----------|-------------|
| 1. Ryan Stonehouse | 9/17/23 | L.A. Chargers | 5 | 61.2 |
| 2. Brett Kern | 10/25/20 | Pittsburgh | 4 | 60.5 |
| 3. Greg Montgomery | 12/27/92 | Buffalo | 5 | 59.2 |
| 4. Greg Montgomery | 9/19/93 | at San Diego | 5 | 57.6 |
| 5. Craig Hentrich | 11/4/01 | Jacksonville | 4 | 57.5 |
| 6. Ryan Stonehouse | 12/4/22 | at Philadelphia | 7 | 57.3 |
| 7. Ryan Stonehouse | 9/11/22 | N.Y. Giants | 6 | 57.0 |
| 8. Ryan Stonehouse | 11/12/23 | at Tampa Bay | 4 | 56.8 |
| Brett Kern | 9/24/17 | Seattle | 6 | 56.8 |
| 10. Brett Kern | 11/12/17 | Cincinnati | 6 | 56.5 |
| 11. Ryan Stonehouse | 12/18/22 | at L.A. Chargers | 7 | 56.0 |
| 12. Ryan Stonehouse | 9/19/22 | at Buffalo | 6 | 55.5 |

GROSS AVERAGE, 2022-2023

Since he entered the NFL in 2022, Tennessee's **Ryan Stonehouse** has a higher gross punting average than every other NFL punter.

NFL gross punting average leaders from 2022 to 2023:

| Player | Current Team | Gross Punt Avg. |
|---------------------------|-------------------------|-----------------|
| 1. Ryan Stonehouse | Tennessee Titans | 53.0 |
| 2. A.J. Cole | Las Vegas Raiders | 49.8 |
| 3. Corey Bojorquez | Cleveland Browns | 49.4 |
| 4. Jake Camarda | Tampa Bay Buccaneers | 49.3 |
| Tommy Townsend | Kansas City Chiefs | 49.3 |
| 6. Bryan Anger | Dallas Cowboys | 49.2 |
| 7. Logan Cooke | Jacksonville Jaguars | 48.8 |
| 8. Michael Dickson | Seattle Seahawks | 48.7 |
| 9. Ethan Evans | Los Angeles Rams | 48.4 |
| 10. Johnny Hekker | Carolina Panthers | 48.0 |

FRANCHISE SINGLE-SEASON LEADERS

As a rookie in 2022, **Ryan Stonehouse** set franchise and NFL records with a 53.10 gross punting average. His 44.03 net average ranked second in franchise history, while his 90 punts tied for the fourth-highest figure for the organization.

Highest gross punting average in a season, franchise history:

| Player | Season | Gross Average |
|---------------------------|-------------|---------------|
| 1. Ryan Stonehouse | 2022 | 53.10 |
| 2. Brett Kern | 2017 | 49.71 |
| 3. Brett Kern | 2012 | 47.59 |
| 4. Brett Kern | 2015 | 47.44 |
| 5. Craig Hentrich | 1998 | 47.22 |
| 6. Brett Kern | 2019 | 47.08 |
| 7. Brett Kern | 2018 | 47.07 |
| 8. Greg Montgomery | 1992 | 46.92 |
| 9. Brett Kern | 2014 | 46.80 |
| 10. Greg Montgomery | 1993 | 45.59 |

Highest net punting average in a season, franchise history:

| Player | Season | Net Average |
|---------------------------|-------------|--------------|
| 1. Brett Kern | 2017 | 44.56 |
| 2. Ryan Stonehouse | 2022 | 44.03 |
| 3. Brett Kern | 2019 | 43.12 |
| 4. Brett Kern | 2018 | 41.69 |
| 5. Brett Kern | 2014 | 40.76 |
| 6. Brett Kern | 2021 | 40.43 |
| 7. Brett Kern | 2012 | 40.36 |
| 8. Brett Kern | 2015 | 40.34 |
| 9. Brett Kern | 2013 | 39.70 |
| 10. Brett Kern | 2011 | 39.37 |

Most punts in a season, franchise history:

| Player | Season | Punt |
|---------------------------|-------------|-----------|
| 1. Rich Camarillo | 1994 | 96 |
| 2. Cliff Parsley | 1979 | 93 |
| 3. Cliff Parsley | 1978 | 91 |
| 4. Ryan Stonehouse | 2022 | 90 |
| Craig Hentrich | 1999 | 90 |
| 6. Craig Hentrich | 2006 | 88 |
| John James | 1984 | 88 |
| Lee Johnson | 1986 | 88 |
| Brett Kern | 2015 | 88 |
| Brett Kern | 2014 | 88 |

TITANS PRACTICE SQUAD CAPSULES



TITANS PRACTICE SQUAD

| No. | Name | Pos | Ht | Wt | Exp | College |
|-----|---------------------|-----|------|-----|-----|------------------|
| 90 | Blacklock, Ross | DT | 6-5 | 307 | 4 | Texas Christian |
| 28 | Carter, Shyheim | DB | 5-10 | 194 | 1 | Alabama |
| 92 | Davidson, Marlon | DT | 6-3 | 303 | 4 | Auburn |
| 30 | Gowan, Tay | DB | 6-2 | 185 | 2 | Central Florida |
| 82 | Harrison, Tre'Shaun | WR | 5-11 | 188 | R | Oregon State |
| 39 | Jackson, Matthew | S | 6-1 | 209 | R | Eastern Kentucky |
| 52 | Jones, Joe | LB | 6-0 | 240 | 7 | Northwestern |
| 12 | Kinsey, Mason | WR | 5-11 | 200 | 1 | Berry College |
| 89 | Odukoya, Thomas | TE | 6-6 | 253 | 1 | Eastern Michigan |
| 61 | Ojukwu, John | OL | 6-5 | 309 | R | Boise State |
| 41 | Reese IV, Otis | LB | 6-3 | 214 | R | Mississippi |
| 76 | Rupcich, Andrew | OL | 6-6 | 318 | 1 | Culver-Stockton |
| 48 | Rush, Thomas | OLB | 6-3 | 251 | R | Minnesota |
| 73 | Simmons, Lachavious | OL | 6-5 | 315 | 3 | Tennessee State |
| 80 | Smith, Shi | WR | 5-10 | 190 | 3 | South Carolina |
| 29 | Thompson, Josh | DB | 6-0 | 194 | 2 | Texas |
| 20 | Ward, Jonathan | RB | 6-0 | 202 | 4 | Central Michigan |

90 - DT ROSS BLACKLOCK

6-5, 307, 4th Year, Texas Christian

- Signed to practice squad on Nov. 15, 2023.
- Arrived in Tennessee with 41 games of experience, including three starts. He played games for the Houston Texans (2020-21), Minnesota Vikings (2022) and Jacksonville Jaguars (2023). His career totals prior to joining the Titans included 38 tackles, three sacks and one forced fumble.
- Appeared in one game for the Jaguars in 2023, after appearing in 11 games for the Vikings in 2022 and registering one sack.
- Initially drafted by the Texans in the second round (40th overall) of the 2020 NFL Draft. Played in 29 games for as a Texans with three starts, totaling 36 tackles, two sacks and three tackles for loss.
- Played collegiately at Texas Christian University, where he played in 26 total games and finished his college career with 67 total tackles, 15.5 tackles for loss and 5.5 sacks.
- Native of Missouri City, Texas.

2023 Game Notes:

- **Against Carolina (11/26)**, made his Titans debut and posted one tackle.

28 - DB SHYHEIM CARTER

5-10, 194, 2nd Year, Alabama

- The Titans re-signed Carter to the practice squad on Jan. 3, 2023 after he previously served on the practice squad from Week 5 to Week 9 of 2023. He also spent time on the team's practice squad in 2021.
- In 2022, he spent a total of six games on the practice squad.
- Carter originally entered the NFL as an undrafted college free agent with the New York Jets in 2020.
- He also spent time with Atlanta (2020) and Houston (2021).

- The Kentwood, La., native tallied 101 tackles, three interceptions, two of which were returned for touchdowns, 18 passes defended and two forced fumbles in 50 games at the University of Alabama.

2023 Game Notes:

- **Against Cincinnati (10/1)**, made his NFL debut and recorded a special teams tackle.

92 - DT MARLON DAVIDSON

6-3, 303, 4th NFL Season, Auburn

- Signed as a free agent on October 25, 2023.
- Prior to joining the Falcons, Davidson played in 19 games with the

TITANS PRACTICE SQUAD CAPSULES

Falcons and totaled 29 tackles, one sack, one tackle for loss, two passes defended and one fumble recovery.

- Also spent time with San Francisco in 2023 during the offseason and during the regular season as a member of the practice squad.
- Originally drafted by the Falcons in the second-round (47th overall) of the 2020 NFL Draft.
- Played collegiately at Auburn (2016-2019), where he started 51 games and earned second-team All-America honors in his final campaign. He tallied 175 tackles, 29.5 tackles for loss, 17 sacks, nine passes defended, four forced fumbles, four fumbles recovered and three blocked kicks as a Tiger.
- Native of Greenville, Ala.

30 - DB TAY GOWAN

6-2, 185, 2nd Year, Central Florida

- Signed to the practice squad on Oct. 9, 2023.
- Gowan was originally drafted by the Cardinals in the sixth round (223rd overall) of the 2021 NFL Draft. He was traded to the Eagles during the 2021 season.
- Prior to joining the Titans, he played in five games, most recently for the Vikings (three games) in 2022.
- Gowan finished his college career at Central Florida after playing at Miami (Ohio) and Butler Community College. During his last season at Central Florida, he finished with 31 tackles, two interceptions, eight passes defended, one fumble recovery and one tackle for loss.
- He is a native of Covington, Ga.

82 - WR TRE'SHAUN HARRISON

5-11, 188, Rookie, Oregon State

- Tre'Shaun Harrison was signed by the Titans as a rookie free agent on May 12, 2023.
- In three seasons at Oregon State (2020-22), he played in 27 games with 17 starts. His career totals included 90 receptions for 1,147 yards and eight touchdowns. His yardage total tied for 29th in the Oregon State record books.
- As a senior in 2022, he started all 12 games for the Beavers and led the offense with 52 receptions for 604 yards (11.6-yard average) and scored four touchdowns. He earned All-Pac-12 honorable mention.
- He transferred to Oregon State after two seasons at Florida State (2018-19), where he saw action in 24 games. He recorded 37 receptions for 355 yards and three touchdowns with the Seminoles and also had nine kickoff returns for 174 yards.
- He is a native of Seattle, Wash.

39 - S MATTHEW JACKSON

6-1, 209, Rookie, Eastern Kentucky

- Matthew Jackson was signed by the Titans as an undrafted free agent on May 12, 2023.
- Jackson appeared in 50 games with 27 starts over five seasons at Eastern Kentucky (2018-22). His totals there included 294 tackles, 27.5 tackles for loss, eight sacks, two interceptions, 14 passes defended, three forced fumbles and five fumble recoveries.
- As a graduate in 2022, he started in 10 games and led the team with 87 tackles. He added 7.5 tackles for loss, two sacks, four passes defended, one forced fumble and two fumble recoveries. He was named a third-team Stats Perform All-American, fourth-team Phil Steele/DraftScout All-American, Phil Steele first-team All-ASUN and an ASUN All-Conference selection.
- As a senior in 2021, started all 11 games and tied for the team high with 102 tackles, while also leading the squad with 11 tackles for loss and tallying a pair of interceptions. He was an ASUN All-Conference selection.
- A Nashville native, Jackson attended Hillsboro High School, where he was a team captain and the school's leading tackler as a senior in 2016. He was also a member of the track team, winning the city championship in the long jump.

2023 Game Notes:

- **At New Orleans (9/10)**, made his NFL debut on special teams.

52 - LB JOE JONES

6-0, 240, 7th Year, Northwestern

- Signed as a free agent on October 24, 2023.
- Prior to 2023, played in 73 career games and tallied 47 special teams tackles.
- Jones spent the 2021 and 2022 seasons with the Titans, where he played in 24 games and led the team in special teams tackles in 2022, good for second-highest in the league.
- Before joining the Titans, Jones spent four seasons (2017-20) with Denver.
- Jones originally signed with the Cowboys as a rookie free agent in 2017. He has also spent with the Chargers, Seahawks and Buccaneers.
- Appeared in 27 games at Northwestern (2013-16), where he totaled 70 tackles, three sacks, two passes defended and one fumble recovery as a Wildcat.
- A native of Plano, Ill., Jones' father, Joseph, was a hurdler at Penn State.

12 - WR MASON KINSEY

5-10, 198, 1st Year, Berry College

- Mason Kinsey rejoined the Titans during the 2021 offseason after previously signing with the team as a rookie free agent following the 2020 NFL Draft.
- In 2022, he spent the entire season with the Titans on the practice squad. He appeared in two games, totaling one reception for three yards and two punt returns for no yards.
- In 2021, he spent the entire season on the Titans practice squad. He saw action in one contest (Oct. 24 against Kansas City).
- He also spent time in 2020 on the New England Patriots' practice squad.
- A native of Demorest, Ga., he appeared in 43 games with 35 starts over four seasons at Berry College (2016-19). Totaled 203 receptions for 3,343 yards and 50 touchdowns, all of which rank first in program history. His career receiving yardage and touchdowns set Southern Athletic Association records.
- As a senior (2019), he started all 11 games and caught 65 passes for 1,221 yards and 16 touchdowns. Returned 13 kicks for 375 yards and one touchdown and returned 17 punts for 181 yards. Earned All-SAA first team recognition.

2023 Game Notes:

- **Against Cincinnati (10/1)**, averaged 12.3 yards on three punt returns, including a career-long 21-yard punt return in the second quarter. It was the team's longest punt return since Robert Woods returned a punt 21 yards against Las Vegas on Sept. 25, 2022.

89 - TE THOMAS ODUKOYA

6-6, 253, 1st Year, Eastern Michigan

- Thomas Odukoya joined the Titans on May 13, 2022 as part of the NFL's International Player Pathway program, which allows participating teams a practice squad roster exemption.
- In 2022, Odukoya spent the entire season on the Titans practice squad as an international allocation.
- A native of Almere, Netherlands, Odukoya played four seasons at Eastern Michigan University (2018-21), where he saw action in 40 games with 30 starts. His career totals included 21 catches for 194 yards and four touchdowns.
- As a graduate in 2021, he started all 13 games and tallied career-best marks in receptions (13) and receiving yards (130) and tied his career-high mark with two touchdowns.
- He earned a scholarship to Eastern Michigan after competing at Garden City (Kan.) and West Hills-Coalinga (Calif.) junior colleges.

TITANS PRACTICE SQUAD CAPSULES

61 - OL JOHN OJUKWU

6-5, 309, Rookie, Boise State

- John Ojukwu (last name pronounced "oh-JOO-koo") was signed by the Titans as a rookie free agent on May 12, 2023.
- In six seasons at Boise State (2017-22), he played in 56 games with 51 starts. He made 18 starts as a right tackle during his first two seasons and then transitioned to left tackle and started in all 33 games he played in his final three seasons. He ended his career with 43 consecutive starts.
- As a graduate in 2022, he was the only Bronco to start all 14 games on offense. He did not allow a sack and did not commit a false start or a holding penalty. He was a team captain and was named to the All-Mountain West first team.
- As a senior in 2021, he started all 12 games at left tackle and was named to the All-Mountain West first team.
- He is a native of Boise, Idaho.

41 - LB OTIS REESE IV

6-3, 214, Rookie, Mississippi

- Otis Reese IV was signed by the Titans as a rookie free agent on May 12, 2023.
- In three seasons at Mississippi (2020-22), he played in 29 games with 27 starts and recorded 198 tackles, 10 tackles for loss, 4.5 sacks, two interceptions, eight passes defended, one forced fumble and one fumble recovery.
- As a graduate in 2022, he started all 11 games and finished second on the team with 84 total tackles, including eight tackles for loss. He added three sacks, one interception, one fumble recovery and four passes defended.
- He transferred to Mississippi from Georgia following the 2019 season. At Georgia, he saw action in 25 games with one start over two seasons (2018-19) and recorded 16 tackles.
- He is a native of Leesburg, Ga.

2023 Game Notes:

- **At New Orleans (9/10)**, recorded a special teams tackle in his NFL debut.

76 - OL ANDREW RUPCICH

6-6, 318, 1st Year, Culver-Stockton

- Andrew Rupcich (last name pronounced "RUPP-sitch") was signed by the Titans as a rookie free agent on May 13, 2022.
- In 2022, he spent all 17 games on the Titans practice squad.
- During his college career, Rupcich appeared in 48 games, registering 48 consecutive starts at left tackle. He became the first three-time All-American at the same position in the NAIA.
- As a fifth-year senior in 2021, he started all 11 games at left tackle and earned first-team All-American honors from the Associated Press, NAIA, and the American Football Coaches Association.
- He is a native of Wonder Lake, Ill.

48 - OLB THOMAS RUSH

6-3, 251, Rookie, Minnesota

- Thomas Rush was signed by the Titans as a rookie free agent on May 12, 2023.
- In five seasons at the University of Minnesota (2018-22), Rush played in 58 games with 19 starts and recorded 86 tackles, 13.5 tackles for loss, 8.5 sacks, five passes defended, one forced fumble and one fumble recovery.
- As a graduate in 2022, he started all 13 games and tallied 34 tackles, 2.5 tackles for loss, 1.5 sacks, two passes defended and one forced fumble. He was named All-Big Ten honorable mention.
- As a senior in 2021, he appeared in 13 games with five starts and notched 31 tackles, 7.5 tackles for loss, 5.5 sacks and one pass defended.
- He is a native of Marysville, Ohio.

73 - OL LACHAVIOUS SIMMONS

6-5, 315, 3rd NFL Season, Tennessee State

- Signed to practice squad on November 7, 2023.
- Simmons joins the Titans with two games of NFL experience and three years of experience on the Bears (2020-22) and Cardinals (2022-23) practice squads.
- Originally drafted by the Bears in the seventh-round (227th overall) of the 2020 NFL Draft.
- Played collegiately at Tennessee State (2015-19), where he started 26 of 41 games played and made starts are right guard, right tackle, left guard and left tackle during his college career.
- Native of Selma, Ala.

80 - WR SHI SMITH

5-10, 190, 3rd Year, South Carolina

- Signed to the practice squad on Sept. 26, 2023.
- Smith was originally drafted by the Panthers in the sixth round (204th overall) of the 2021 NFL Draft and played two seasons in Carolina (2021-22).
- In 23 career games and six starts prior to joining the Titans, Smith totaled 28 receptions for 400 yards and two touchdowns.
- In 2022, Smith caught 22 passes for 296 yards and two touchdowns in 17 games played, all career highs.
- He appeared in 43 games at South Carolina and started 35 games for the Gamecocks. He totaled 174 catches (fourth in school history) for 2,204 yards (eighth in school history) and 13 touchdowns in four seasons (2017-2020).
- He is a native of Union, S.C.

29 - DB JOSH THOMPSON

6-0, 194, 2nd NFL Season, Texas

- Signed to practice squad on November 7, 2023.
- Rejoined the Titans after playing six games with the team in 2022. He was waived following 2023 training camp.
- Initially signed as a rookie free agent by the Jaguars in 2022. Was signed to the Titans active roster on October 17, 2022. Registered four special teams tackles in his rookie campaign.
- Played collegiately at Texas (2017-21), where he appeared in 45 games with 22 starts and totaled 109 tackles, 5.5 tackles for loss, two interceptions, nine passes defended and a fumble recovery.
- Native of Nacogdoches, Texas.

20 - RB JONATHAN WARD

6-0, 202, 4th NFL Season, Central Michigan

- Signed as a free agent on October 24, 2023.
- Rejoined the Titans after being waived-injured at the end of 2023 training camp.
- Played in three games for the Titans in 2022, totaling five rushes for 25 yards along with two receptions for seven yards.
- Originally signed by the Cardinals as an undrafted free agent in 2020.
- Played in 41 games at Central Michigan (2016-2019) and rushed for 2,539 yards and 28 touchdowns on 472 carries.
- Native of Kankakee, Ill.

CONTACT INFORMATION

Titans Practice Facility/Training Camp Site:
Ascension Saint Thomas Sports Park
 460 Great Circle Road
 Nashville, TN 37228

Nissan Stadium:
One Titans Way
 Nashville, TN 37213

Media Resources:
www.TennesseeTitans.com/media

Phone:
 (615) 565-4000 (main)
 (615) 565-4100 (media relations)
 (615) 565-4200 (ticket office)

Titans Football Communications:
 Robbie Bohren
 Vice President of Football Communications
rbohren@titans.nfl.com
 Jim Wyatt
 Senior Writer/Editor
jwyatt@titans.nfl.com
 Dwight Spradlin
 Director of Football Communications
dspradlin@titans.nfl.com
 Jared Puffer
 Associate Director of Football Communications
jpuffer@titans.nfl.com
 Kaylee Connors
 Coordinator of Football Communications
kconnors@titans.nfl.com
 Travis McDaniel
 Football Communications Seasonal Assistant
tmcdaniel@titans.nfl.com

TITANS TV RATINGS

2023 Titans television ratings in the Nashville market:

| Date/Opp | Day/Time | Network | Rating/Share | HH (000) | Rank |
|------------------------------------|----------------|-------------------|----------------|------------|------|
| 9/10 at NO | Sun. noon | CBS | 20.2/55 | 236 | 1 |
| 9/17 vs. LAC | Sun. noon | CBS | 19.8/55 | 231 | 1 |
| 9/24 at Cle | Sun. noon | CBS | 16.5/48 | 193 | 1 |
| 10/1 vs. Cin | Sun. noon | FOX | 19.0/57 | 222 | 1 |
| 10/8 at Ind | Sun. noon | CBS | 18.8/57 | 220 | 1 |
| 10/15 vs. Bal (London) | Sun. 8:30 a.m. | NFLN/WTVF | 16.8/55 | 197 | 1 |
| 10/29 vs. Atl | Sun. noon | CBS | 21.0/60 | 250 | 1 |
| 11/2 at Pit | Thu. 7:15 p.m. | Prime Video/WTVF* | 15.2/36 | 181 | 1 |
| 11/12 at TB | Sun. noon | CBS | 17.1/48 | 204 | 1 |
| 11/19 at Jax | Sun. noon | CBS | 16.9/53 | 202 | 1 |
| 11/26 vs. Car | Sun. noon | FOX | TBA | TBA | TBA |
| 12/3 vs. Ind | Sun. noon | CBS | | | |
| 12/11 at Mia | Mon. 7:15 p.m. | ESPN | | | |
| 12/17 vs. Hou | Sun. noon | CBS | | | |
| 12/24 vs. Sea | Sun. noon | CBS | | | |
| 12/31 at Hou | Sun. noon | FOX | | | |
| TBD vs. Jax | TBD | TBD | | | |
| 2023 Regular Season Average | | | 18.2/52 | 214 | |

* Numbers for 11/2 at Pittsburgh are for WTVF only and do not include Prime Video streaming audience

Previous yearly Titans television ratings in the Nashville market (regular season only):

| Season | Rtg/Shr/(000) | Season | Rtg/Shr/(000) | Season | Rtg/Shr |
|--------|---------------|--------|---------------|--------|---------|
| 2022* | 21.2/50/245 | 2013 | 25.0/41/259 | 2005 | 21.8/42 |
| 2021 | 27.1/50/239 | 2012 | 23.5/39/239 | 2004 | 26.5/48 |
| 2020 | 25.8/47/239 | 2011 | 27.7/46/285 | 2003 | 33.4/57 |
| 2019 | 24.1/44/238 | 2010 | 30.2/50/313 | 2002 | 26.8/49 |
| 2018 | 22.7/39/232 | 2009 | 30.9/50/315 | 2001 | 24.5/42 |
| 2017 | 19.9/35/204 | 2008 | 32.4/55/327 | 2000 | 29.1/50 |
| 2016 | 22.0/38/221 | 2007 | 28.6/49/276 | 1999 | 19.8/35 |
| 2015 | 21.3/37/211 | 2006 | 23.0/42/217 | | |
| 2014 | 20.7/36/209 | | | | |

* New ratings methodology instituted in January 2022, resulting in less meaningful comparisons to prior years across all programming.

TITANS PODCAST



The OTP: Official Titans Podcast

Hosted by Mike Keith and Amie Wells, The OTP features contributions from TennesseeTitans.com senior writer/editor Jim Wyatt, Titans Radio analyst Dave McGinnis and various Titans players and guests each week.



TITANS TV PROGRAMMING



Titans All Access

Airs locally throughout the season on Nashville's FOX 17 on Friday nights at 11:05 p.m., on MyTV 30 on Saturdays at 10:30 a.m., and on CW58 on Saturdays at 3 p.m.

Titans All Access also has affiliates in Chattanooga, Knoxville, Memphis, Jackson, Huntsville, Ala., and Paducah, Ky.



The Mike Vrabel Show

Airs throughout the season on Tuesday nights at 6:30 p.m. CT on WKRN Channel 2.



PRESENTED BY **DRAFT KINGS** SPORTSBOOK

Titans Gameday

Chris Harris, Dave McGinnis and Mike Keith get you the last word before kickoff on Titans Gameday, Sundays at 10:30am on WSMV4.

TITANS RADIO



Titans Radio brings football to fans across the Mid-South in one of the NFL's largest radio networks, including Nashville flagship 104.5 The Zone. Play-by-play announcer **Mike Keith** connection with pro football across the Mid-South dates back to 1996, a year before the Oilers arrived in Tennessee, and he became the "Voice of the Titans" in 1999. Former Titans assistant coach and NFL head coach **Dave McGinnis** began serving as Titans Radio's color analyst in 2017, while Titans Radio gameday host **Rhett Bryan's** involvement with the broadcast dates back to 1997. **Amie Wells** has been reporting on the sidelines since 2018. Former Tennessee Volunteer and NFL offensive lineman **Ramon Foster** joins the Titans Radio crew in 2023.

TITANS RADIO WEEKLY PROGRAMMING

- Monday:**
"The Mike Vrabel Show" | 6-7 p.m. | Titans Radio/104.5 The Zone
- Tuesday:**
"Mac Talk" with Dave McGinnis & Rhett Bryan | 6-7 p.m. | 104.5 The Zone
- Wednesday:**
"Titans Tonight" with Keith Bulluck | 6-7 p.m. | Titans Radio/104.5 The Zone
- Sunday (Noon Kickoff):**
"Countdown to Kickoff" | 10-11 a.m. | 104.5 The Zone
"Titans Countdown" | 11 a.m.-12 p.m. | Titans Radio/104.5 The Zone
"Titans Talkback" | 3-5 p.m. | 104.5 The Zone

TITANS RADIO AFFILIATES

| Flagship | | | | Tennessee | | | |
|-------------|------|----|-------|---------------|------|----|-------|
| Nashville | WGFX | FM | 104.5 | Waverly | WQMV | FM | 93.5 |
| | | | | | | AM | 1060 |
| | | | | Winchester | WCDD | AM | 1340 |
| Tennessee | | | | Alabama | | | |
| Camden | WRJB | FM | 95.9 | Birmingham | WJOX | FM | 94.5 |
| | WFVL | AM | 1220 | Bridgeport | WJTW | AM | 1480 |
| Chattanooga | WGOW | FM | 102.3 | Florence | WQLT | FM | 107.3 |
| | | AM | 1150 | Huntsville | WUMP | AM | 730 |
| Clarksville | WKFN | AM | 540 | | | FM | 103.9 |
| | | FM | 104.1 | Huntsville | WVNN | AM | 770 |
| Cleveland | WCLE | FM | 104.1 | | | FM | 92.5 |
| Columbia | WKOM | FM | 101.7 | Scottsboro | WWIC | AM | 1050 |
| Cookeville | WKXD | FM | 106.9 | Kentucky | | | |
| Dickson | WDKN | AM | 1260 | Benton | WCBL | AM | 1290 |
| Franklin | WAKM | AM | 950 | Bowling Green | WPTQ | FM | 105.3 |
| Greeneville | WIKQ | FM | 103.1 | Cadiz | WKDZ | FM | 106.5 |
| Jackson | WZDQ | FM | 102.3 | Columbia | WAIN | FM | 101.9 |
| Knoxville | WOKI | FM | 98.7 | | | AM | 1270 |
| Lebanon | WANT | FM | 98.9 | Henderson | WSON | AM | 860 |
| Lebanon | WCOR | AM | 1490 | | | FM | 96.5 |
| Lewisburg | WJJM | FM | 94.3 | Madisonville | WWKY | FM | 97.7 |
| Manchester | WMSR | FM | 107.9 | Owensboro | WVJS | FM | 92.9 |
| | | AM | 1320 | | | AM | 1420 |
| Memphis | WKIM | FM | 98.9 | | | | |
| Morristown | WCRK | FM | 105.7 | | | | |
| Nashville | WGFX | FM | 104.5 | | | | |
| Shelbyville | WZNG | FM | 100.9 | | | | |
| | | AM | 1400 | | | | |
| Tri-Cities | WXSM | AM | 640 | | | | |
| Union City | WQAK | FM | 105.7 | | | | |

2023 NFL SCHEDULE

Games grouped by start times and listed alphabetically by home team. Times listed are local.

WEEK 1

Thursday, September 7, 2023

Det at KC (Thu) Detroit, 21-20

Sunday, September 10, 2023

Car at Atl Atlanta, 24-10
 Hou at Bal Baltimore, 25-9
 Cin at Cle Cleveland, 24-3
 Jax at Ind Jacksonville, 31-21
 TB at Min Tampa Bay, 20-17
 Ten at NO New Orleans, 16-15
 SF at Pit San Francisco, 30-7
 Ari at Was Washington, 20-16
 GB at Chi Green Bay, 38-20
 LV at Den Las Vegas, 17-16
 Mia at LAC Miami, 36-34
 Phi at NE Philadelphia, 25-20
 LAR at Sea LA Rams, 30-13
 Dal at NYG Dallas, 40-0

Monday, September 11, 2023

Buf at NYJ (Mon) NY Jets, 22-16 (OT)

WEEK 2

Thursday, September 14, 2023

Min at Phi (Thu) Philadelphia, 34-28

Sunday, September 17, 2023

GB at Atl Atlanta, 25-24
 LV at Buf Buffalo, 38-10
 Bal at Cin Baltimore, 27-24
 Sea at Det Seattle, 37-31 (OT)
 Ind at Hou Indianapolis, 31-20
 KC at Jax Kansas City, 17-9
 Chi at TB Tampa Bay, 27-17
 LAC at Ten Tennessee, 27-24 (OT)
 NYG at Ari NY Giants, 31-28
 SF at LAR San Francisco, 30-23
 NYJ at Dal Dallas, 30-10
 Was at Den Washington, 35-33
 Mia at NE Miami, 24-17

Monday, September 18, 2023

NO at Car (Mon) New Orleans, 20-17
 Cle at Pit (Mon) Pittsburgh, 26-22

WEEK 3

Thursday, September 21, 2023

NYG at SF (Thu) San Francisco, 30-12

Sunday, September 24, 2023

Ind at Bal Indianapolis, 22-19 (OT)
 Ten at Cle Cleveland, 27-3
 Atl at Det Detroit, 20-6
 NO at GB Green Bay, 18-17
 Hou at Jax Houston, 37-17
 Den at Mia Miami, 70-20
 LAC at Min LA Chargers, 28-24
 NE at NYJ New England, 15-10
 Buf at Was Buffalo, 37-3
 Car at Sea Seattle, 37-27
 Dal at Ari Arizona, 28-16
 Chi at KC Kansas City, 41-10
 Pit at LV Pittsburgh, 23-18

Monday, September 25, 2023

Phi at TB (Mon) Philadelphia, 25-11

LAR at Cin (Mon) Cincinnati, 19-16

WEEK 4

Thursday, September 28, 2023

Det at GB (Thu) Detroit, 34-20

Sunday, October 1, 2023

Atl vs Jax (Wembley) Jacksonville, 23-7
 Mia at Buf Buffalo, 48-20
 Min at Car Minnesota, 21-13
 Den at Chi Denver, 31-28
 Bal at Cle Baltimore, 28-3
 Pit at Hou Houston, 30-6
 LAR at Ind LA Rams, 29-23 (OT)
 TB at NO Tampa Bay, 26-9
 Was at Phi Philadelphia, 34-31 (OT)
 Cin at Ten Tennessee, 27-3
 LV at LAC LA Chargers, 24-17
 NE at Dal Dallas, 38-3
 Ari at SF San Francisco, 35-16
 KC at NYJ Kansas City, 23-20

Monday, October 2, 2023

Sea at NYG (Mon) Seattle, 24-3

WEEK 5

Thursday, October 5, 2023

Chi at Was (Thu) Chicago, 40-20

Sunday, October 8, 2023

Jax vs Buf (Tottenham) Jacksonville, 25-20
 Hou at Atl Atlanta, 21-19
 Car at Det Detroit, 42-24
 Ten at Ind Indianapolis, 23-16
 NYG at Mia Miami, 31-16
 NO at NE New Orleans, 34-0
 Bal at Pit Pittsburgh, 17-10
 Cin at Ari Cincinnati, 34-20
 Phi at LAR Philadelphia, 23-14
 NYJ at Den NY Jets, 31-21
 KC at Min Kansas City, 27-20
 Dal at SF San Francisco, 42-10

Monday, October 9, 2023

GB at LV (Mon) Las Vegas, 17-13

WEEK 6

Thursday, October 12, 2023

Den at KC (Thu) Kansas City, 19-8

Sunday, October 15, 2023

Bal vs Ten (Tottenham) Baltimore, 24-16
 Was at Atl Washington, 24-16
 Min at Chi Minnesota, 19-13
 Sea at Cin Cincinnati, 17-13
 SF at Cle Cleveland, 19-17
 NO at Hou Houston, 20-13
 Ind at Jax Jacksonville, 37-20
 Car at Mia Miami, 42-21
 NE at LV Las Vegas, 21-17
 Ari at LAR LA Rams, 26-9
 Phi at NYJ NY Jets, 20-14
 Det at TB Detroit, 20-6
 NYG at Buf Buffalo, 14-9

Monday, October 16, 2023

Dal at LAC (Mon) Dallas, 20-17

WEEK 7

Thursday, October 19, 2023

Jax at NO (Thu) Jacksonville, 31-24

Sunday, October 22, 2023

Det at Bal Baltimore, 38-6
 LV at Chi Chicago, 30-12
 Cle at Ind Cleveland, 39-38
 Buf at NE New England, 29-25
 Was at NYG NY Giants, 14-7
 Atl at TB Atlanta, 16-13
 Pit at LAR Pittsburgh, 24-17
 Ari at Sea Seattle, 20-10
 GB at Den Denver, 19-17
 LAC at KC Kansas City, 31-17
 Mia at Phi Philadelphia, 31-17

Monday, October 23, 2023

SF at Min (Mon) Minnesota, 22-17

WEEK 8

Thursday, October 26, 2023

TB at Buf (Thu) Buffalo, 24-18

Sunday, October 29, 2023

Hou at Car Carolina, 15-13
 LAR at Dal Dallas, 43-20
 Min at GB Minnesota, 24-10
 NO at Ind New Orleans, 38-27
 NE at Mia Miami, 31-17
 NYJ at NYG NY Jets, 13-10 (OT)
 Jax at Pit Jacksonville, 20-10
 Atl at Ten Tennessee, 28-23
 Phi at Was Philadelphia, 38-31
 Cle at Sea Seattle, 24-20
 Bal at Ari Baltimore, 31-24
 KC at Den Denver, 24-9
 Cin at SF Cincinnati, 31-17
 Chi at LAC LA Chargers, 30-13

Monday, October 30, 2023

LV at Det (Mon) Detroit, 26-14

WEEK 9

Thursday, November 2, 2023

Ten at Pit (Thu) Pittsburgh, 20-16

Sunday, November 5, 2023

Mia vs KC (Frankfurt) Kansas City, 21-14
 Min at Atl Minnesota, 31-28
 Sea at Bal Baltimore, 37-3
 Ari at Cle Cleveland, 27-0
 LAR at GB Green Bay, 20-3
 TB at Hou Houston, 39-37
 Was at NE Washington, 20-17
 Chi at NO New Orleans, 24-17
 Ind at Car Indianapolis, 27-13
 NYG at LV Las Vegas, 30-6
 Dal at Phi Philadelphia, 28-23
 Buf at Cin Cincinnati, 24-18

Monday, November 6, 2023

LAC at NYJ (Mon) LA Chargers, 27-6

WEEK 10

Thursday, November 9, 2023

Car at Chi (Thu) Chicago, 16-13

Sunday, November 12, 2023

Ind vs NE (Frankfurt) Indianapolis, 10-6
 Cle at Bal Cleveland, 33-31

2023 NFL SCHEDULE

| | |
|----------------------------------|---------------------|
| Hou at Cin | Houston, 30-27 |
| SF at Jax | San Francisco, 34-3 |
| NO at Min | Minnesota, 27-19 |
| GB at Pit | Pittsburgh, 23-19 |
| Ten at TB | Tampa Bay, 20-6 |
| Atl at Ari | Arizona, 25-23 |
| Det at LAC | Detroit, 41-38 |
| NYG at Dal | Dallas, 49-17 |
| Was at Sea | Seattle, 29-26 |
| NYJ at LV | Las Vegas, 16-12 |
| Monday, November 13, 2023 | |
| Den at Buf (Mon) | Denver, 24-22 |

WEEK 11

| | |
|------------------------------------|----------------------|
| Thursday, November 16, 2023 | |
| Cin at Bal (Thu) | Baltimore, 34-20 |
| Sunday, November 19, 2023 | |
| Dal at Car | Dallas, 33-10 |
| Pit at Cle | Cleveland, 13-10 |
| Chi at Det | Detroit, 31-26 |
| LAC at GB | Green Bay, 23-20 |
| Ari at Hou | Houston, 21-16 |
| Ten at Jax | Jacksonville, 34-14 |
| LV at Mia | Miami, 20-13 |
| NYG at Was | NY Giants, 31-19 |
| TB at SF | San Francisco, 27-14 |
| NYJ at Buf | Buffalo, 32-6 |
| Sea at LAR | LA Rams, 17-16 |
| Min at Den | Denver, 21-20 |

| | |
|----------------------------------|---------------------|
| Monday, November 20, 2023 | |
| Phi at KC (Mon) | Philadelphia, 21-17 |

WEEK 12

| | |
|------------------------------------|----------------------|
| Thursday, November 23, 2023 | |
| GB at Det | Green Bay, 29-22 |
| Was at Dal | Dallas, 45-10 |
| SF at Sea | San Francisco, 31-13 |
| Friday, November 24, 2023 | |
| Mia at NYJ | Miami, 34-13 |

| | |
|----------------------------------|--------------------------|
| Sunday, November 26, 2023 | |
| NO at Atl | Atlanta, 24-15 |
| Pit at Cin | Pittsburgh, 16-10 |
| Jax at Hou | Jacksonville, 24-21 |
| TB at Ind | Indianapolis, 27-20 |
| NE at NYG | NY Giants, 10-7 |
| Car at Ten | Tennessee, 17-10 |
| LAR at Ari | LA Rams, 37-14 |
| Cle at Den | Denver, 29-12 |
| KC at LV | Kansas City, 31-17 |
| Buf at Phi | Philadelphia, 37-34 (OT) |
| Bal at LAC | Baltimore, 20-10 |

| | |
|----------------------------------|------------------|
| Monday, November 27, 2023 | |
| Chi at Min (Mon) | 7:15p (CT) ESPN* |

WEEK 13

| | |
|------------------------------------|------------------------|
| Thursday, November 30, 2023 | |
| Sea at Dal (Thu) | 7:15p (CT) Prime Video |
| Sunday, December 3, 2023 | |
| LAC at NE | 1:00p (ET) CBS |
| Det at NO | 12:00p (CT) FOX |
| Atl at NYJ | 1:00p (ET) FOX |
| Ari at Pit | 1:00p (ET) CBS |
| Den at Hou | 12:00p (CT) CBS |
| Ind at Ten | 12:00p (CT) CBS |

| | | |
|---------------------------------|------------|-------|
| Mia at Was | 1:00p (ET) | FOX |
| Car at TB | 4:05p (ET) | CBS |
| Cle at LAR | 1:25p (PT) | FOX |
| SF at Phi | 4:25p (ET) | FOX |
| KC at GB | 7:20p (CT) | NBC* |
| Monday, December 4, 2023 | | |
| Cin at Jax (Mon) | 8:15p (ET) | ESPN* |

WEEK 14

| | | |
|-----------------------------------|------------|-------------|
| Thursday, December 7, 2023 | | |
| NE at Pit (Thu) | 8:15p (ET) | Prime Video |

| | | |
|----------------------------------|-------------|------|
| Sunday, December 10, 2023 | | |
| TB at Atl | 1:00p (ET) | CBS |
| LAR at Bal | 1:00p (ET) | FOX |
| Det at Chi | 12:00p (CT) | FOX |
| Ind at Cin | 1:00p (ET) | CBS |
| Jax at Cle | 1:00p (ET) | CBS |
| Car at NO | 12:00p (CT) | FOX |
| Hou at NYJ | 1:00p (ET) | CBS |
| Min at LV | 1:05p (PT) | FOX |
| Sea at SF | 1:05p (PT) | FOX |
| Buf at KC | 3:25p (CT) | CBS |
| Den at LAC | 1:25p (PT) | CBS |
| Phi at Dal | 7:20p (CT) | NBC* |

| | | |
|----------------------------------|------------|-------|
| Monday, December 11, 2023 | | |
| Ten at Mia (Mon) | 8:15p (ET) | ESPN* |
| GB at NYG (Mon) | 8:15p (ET) | ABC* |

WEEK 15

| | | |
|------------------------------------|------------|-------------|
| Thursday, December 14, 2023 | | |
| LAC at LV (Thu) | 5:15p (PT) | Prime Video |

| | | |
|------------------------------------|-----|------|
| Saturday, December 16, 2023 | | |
| TBD | TBD | NFLN |
| TBD | TBD | NFLN |
| TBD | TBD | NFLN |

| | | |
|--|-----|-----|
| Saturday Pool Date/Time/Network TBD | | |
| Atl at Car | TBD | TBD |
| Min at Cin | TBD | TBD |
| Chi at Cle | TBD | TBD |
| Den at Det | TBD | TBD |
| Pit at Ind | TBD | TBD |

| | | |
|----------------------------------|-------------|------|
| Sunday, December 17, 2023 | | |
| TB at GB | 12:00p (CT) | FOX |
| NYJ at Mia | 1:00p (ET) | CBS |
| NYG at NO | 12:00p (CT) | FOX |
| Hou at Ten | 12:00p (CT) | CBS |
| SF at Ari | 2:05p (MST) | CBS |
| Was at LAR | 1:05p (PT) | CBS |
| Dal at Buf | 4:25p (ET) | FOX |
| Phi at Sea | 1:25p (PT) | FOX |
| Bal at Jax | 8:20p (ET) | NBC* |

| | | |
|----------------------------------|------------|-------|
| Monday, December 18, 2023 | | |
| KC at NE (Mon) | 8:15p (ET) | ESPN* |

WEEK 16

| | | |
|------------------------------------|------------|-------------|
| Thursday, December 21, 2023 | | |
| NO at LAR (Thu) | 5:15p (PT) | Prime Video |

| | | |
|------------------------------------|------------|---------|
| Saturday, December 23, 2023 | | |
| Cin at Pit (Sat) | 4:30p (ET) | NBC |
| Buf at LAC (Sat) | 5:00p (PT) | Peacock |

| | | |
|----------------------------------|-------------|-----|
| Sunday, December 24, 2023 | | |
| Ind at Atl | 1:00p (ET) | FOX |
| GB at Car | 1:00p (ET) | FOX |
| Cle at Hou | 12:00p (CT) | CBS |

| | | |
|------------|-------------|------|
| Det at Min | 12:00p (CT) | FOX |
| Was at NYJ | 1:00p (ET) | CBS |
| Sea at Ten | 12:00p (CT) | CBS |
| Jax at TB | 4:05p (ET) | CBS |
| Ari at Chi | 3:25p (CT) | FOX |
| Dal at Mia | 4:25p (ET) | FOX |
| NE at Den | 6:15p (MT) | NFLN |

| | | |
|----------------------------------|-------------|-----|
| Monday, December 25, 2023 | | |
| LV at KC (Mon) | 12:00p (CT) | CBS |
| NYG at Phi (Mon) | 4:30p (ET) | FOX |
| Bal at SF (Mon) | 5:15p (PT) | ABC |

WEEK 17

| | | |
|------------------------------------|------------|-------------|
| Thursday, December 28, 2023 | | |
| NYJ at Cle (Thu) | 8:15p (ET) | Prime Video |

| | | |
|------------------------------------|------------|----------|
| Saturday, December 30, 2023 | | |
| Det at Dal (Sat) | 7:15p (CT) | ESPN/ABC |

| | | |
|----------------------------------|-------------|------|
| Sunday, December 31, 2023 | | |
| Mia at Bal | 1:00p (ET) | CBS |
| NE at Buf | 1:00p (ET) | CBS |
| Atl at Chi | 12:00p (CT) | CBS |
| Ten at Hou | 12:00p (CT) | FOX |
| LV at Ind | 1:00p (ET) | CBS |
| Car at Jax | 1:00p (ET) | CBS |
| LAR at NYG | 1:00p (ET) | FOX |
| Ari at Phi | 1:00p (ET) | FOX |
| NO at TB | 1:00p (ET) | FOX |
| SF at Was | 1:00p (ET) | FOX |
| Pit at Sea | 1:05p (PT) | FOX |
| LAC at Den | 2:25p (MT) | CBS |
| Cin at KC | 3:25p (CT) | CBS |
| GB at Min | 7:20p (CT) | NBC* |

WEEK 18

| | | |
|----------------------------------|-----|-----------|
| Saturday, January 6, 2024 | | |
| Game TBD | TBD | ESPN/ABC* |
| Game TBD | TBD | ESPN/ABC* |

| | | |
|--------------------------------|-----|------|
| Sunday, January 7, 2024 | | |
| Games TBD | TBD | CBS* |
| Games TBD | TBD | FOX* |
| Games TBD | TBD | CBS* |
| Games TBD | TBD | FOX* |
| Game TBD | TBD | NBC* |

| | | |
|--|-----|-----|
| Week 18 Game Pool Date/Time/Network TBD | | |
| Sea at Ari | TBD | TBD |
| Pit at Bal | TBD | TBD |
| TB at Car | TBD | TBD |
| Cle at Cin | TBD | TBD |
| Min at Det | TBD | TBD |
| Chi at GB | TBD | TBD |
| Hou at Ind | TBD | TBD |
| KC at LAC | TBD | TBD |
| Den at LV | TBD | TBD |
| Buf at Mia | TBD | TBD |
| NYJ at NE | TBD | TBD |
| Atl at NO | TBD | TBD |
| Phi at NYG | TBD | TBD |
| LAR at SF | TBD | TBD |
| Jax at Ten | TBD | TBD |
| Dal at Was | TBD | TBD |

* - Select Prime Time games subject to change; Week 18 games TBD

GAME PREVIEW

TEAM NOTES

PLAYER NOTES

MEDIA

STATISTICS

ROSTERS

2023 NFL DIVISIONAL STANDINGS

| AFC East | W | L | T | Pct | Home | Road | Conf | Div |
|----------------------|---|---|---|------|-------|-------|-------|-------|
| Miami Dolphins | 8 | 3 | 0 | .727 | 5-0-0 | 3-3-0 | 6-2-0 | 3-1-0 |
| Buffalo Bills | 6 | 6 | 0 | .500 | 5-2-0 | 1-4-0 | 3-5-0 | 2-2-0 |
| New York Jets | 4 | 7 | 0 | .364 | 2-4-0 | 2-3-0 | 2-6-0 | 1-3-0 |
| New England Patriots | 2 | 9 | 0 | .182 | 1-5-0 | 1-4-0 | 2-4-0 | 2-2-0 |

| AFC North | W | L | T | Pct | Home | Road | Conf | Div |
|---------------------|---|---|---|------|-------|-------|-------|-------|
| Baltimore Ravens | 9 | 3 | 0 | .750 | 4-2-0 | 5-1-0 | 6-3-0 | 3-2-0 |
| Pittsburgh Steelers | 7 | 4 | 0 | .636 | 4-2-0 | 3-2-0 | 5-3-0 | 3-1-0 |
| Cleveland Browns | 7 | 4 | 0 | .636 | 5-1-0 | 2-3-0 | 5-3-0 | 3-2-0 |
| Cincinnati Bengals | 5 | 6 | 0 | .455 | 3-3-0 | 2-3-0 | 1-6-0 | 0-4-0 |

| AFC South | W | L | T | Pct | Home | Road | Conf | Div |
|----------------------|---|---|---|------|-------|-------|-------|-------|
| Jacksonville Jaguars | 8 | 3 | 0 | .727 | 3-3-0 | 5-0-0 | 6-2-0 | 4-1-0 |
| Indianapolis Colts | 6 | 5 | 0 | .545 | 2-4-0 | 4-1-0 | 4-3-0 | 2-2-0 |
| Houston Texans | 6 | 5 | 0 | .545 | 4-2-0 | 2-3-0 | 3-3-0 | 1-2-0 |
| Tennessee Titans | 4 | 7 | 0 | .364 | 4-1-0 | 0-6-0 | 2-5-0 | 0-2-0 |

| AFC West | W | L | T | Pct | Home | Road | Conf | Div |
|----------------------|---|---|---|------|-------|-------|-------|-------|
| Kansas City Chiefs | 8 | 3 | 0 | .727 | 4-2-0 | 4-1-0 | 6-1-0 | 3-1-0 |
| Denver Broncos | 6 | 5 | 0 | .545 | 4-3-0 | 2-2-0 | 3-4-0 | 1-2-0 |
| Las Vegas Raiders | 5 | 7 | 0 | .417 | 4-2-0 | 1-5-0 | 3-5-0 | 1-2-0 |
| Los Angeles Chargers | 4 | 7 | 0 | .364 | 2-4-0 | 2-3-0 | 2-4-0 | 1-1-0 |

| NFC East | W | L | T | Pct | Home | Road | Conf | Div |
|-----------------------|----|---|---|------|-------|-------|-------|-------|
| Philadelphia Eagles | 10 | 1 | 0 | .909 | 5-0-0 | 5-1-0 | 6-0-0 | 3-0-0 |
| Dallas Cowboys | 8 | 3 | 0 | .727 | 5-0-0 | 3-3-0 | 5-3-0 | 3-1-0 |
| New York Giants | 4 | 8 | 0 | .333 | 2-3-0 | 2-5-0 | 3-4-0 | 2-2-0 |
| Washington Commanders | 4 | 8 | 0 | .333 | 1-4-0 | 3-4-0 | 2-7-0 | 0-5-0 |

| NFC North | W | L | T | Pct | Home | Road | Conf | Div |
|-------------------|---|---|---|------|-------|-------|-------|-------|
| Detroit Lions | 8 | 3 | 0 | .727 | 4-2-0 | 4-1-0 | 5-2-0 | 2-1-0 |
| Minnesota Vikings | 6 | 5 | 0 | .545 | 2-3-0 | 4-2-0 | 6-2-0 | 2-0-0 |
| Green Bay Packers | 5 | 6 | 0 | .455 | 3-2-0 | 2-4-0 | 4-3-0 | 2-2-0 |
| Chicago Bears | 3 | 8 | 0 | .273 | 2-3-0 | 1-5-0 | 2-5-0 | 0-3-0 |

| NFC South | W | L | T | Pct | Home | Road | Conf | Div |
|----------------------|---|----|---|------|-------|-------|-------|-------|
| Atlanta Falcons | 5 | 6 | 0 | .455 | 4-2-0 | 1-4-0 | 4-4-0 | 3-0-0 |
| New Orleans Saints | 5 | 6 | 0 | .455 | 2-2-0 | 3-4-0 | 2-4-0 | 1-2-0 |
| Tampa Bay Buccaneers | 4 | 7 | 0 | .364 | 2-3-0 | 2-4-0 | 3-4-0 | 1-1-0 |
| Carolina Panthers | 1 | 10 | 0 | .091 | 1-4-0 | 0-6-0 | 0-7-0 | 0-2-0 |

| NFC West | W | L | T | Pct | Home | Road | Conf | Div |
|---------------------|---|----|---|------|-------|-------|-------|-------|
| San Francisco 49ers | 8 | 3 | 0 | .727 | 4-1-0 | 4-2-0 | 6-1-0 | 3-0-0 |
| Seattle Seahawks | 6 | 5 | 0 | .545 | 4-2-0 | 2-3-0 | 5-3-0 | 1-3-0 |
| Los Angeles Rams | 5 | 6 | 0 | .455 | 2-3-0 | 3-3-0 | 4-4-0 | 4-1-0 |
| Arizona Cardinals | 2 | 10 | 0 | .167 | 2-4-0 | 0-6-0 | 2-6-0 | 0-4-0 |

x - Clinched Playoffs; y - Clinched Division; z - Clinched Home Field

TITANS OFFENSIVE AND DEFENSIVE RANKINGS BY THE WEEK AND BY THE SEASON

| 2023 Season | | NFL OFFENSE | | | AFC OFFENSE | | |
|-------------|--------|-------------|------|------|-------------|------|------|
| Week | Opp. | Tot | Rush | Pass | Tot | Rush | Pass |
| 1 | at NO | 14 | 12 | 17 | 7 | 5 | 10 |
| 2 | LAC | 21 | 11 | 22 | 11 | 5 | 13 |
| 3 | at Cle | 30 | 25T | 29 | 14 | 12 | 14 |
| 4 | Cin | 28 | 15 | 28 | 13 | 8 | 14 |
| 5 | at Ind | 24 | 18 | 28 | 11 | 10 | 14 |
| 6 | Bal | 26 | 17 | 29 | 12 | 10 | 14 |
| 7 | Bye | 28 | 19 | 30 | 13 | 11 | 14 |
| 8 | Atl | 24 | 13 | 29 | 11 | 6 | 14 |
| 9 | at Pit | 23 | 12 | 26 | 11 | 6 | 13 |
| 10 | at TB | 27 | 16 | 27T | 13 | 8 | 14 |
| 11 | at Jax | 27 | 18 | 27 | 13 | 10 | 14 |
| 12 | Car | 28T | 21T | 26 | 14T | 11 | 13 |
| 13 | Ind | | | | | | |
| 14 | at Mia | | | | | | |
| 15 | Hou | | | | | | |
| 16 | Sea | | | | | | |
| 17 | at Hou | | | | | | |
| 18 | Jax | | | | | | |

| 2023 Season | | NFL DEFENSE | | | AFC DEFENSE | | |
|-------------|--------|-------------|------|------|-------------|------|------|
| Week | Opp. | Tot | Rush | Pass | Tot | Rush | Pass |
| 1 | at NO | 23 | 5 | 26 | 10 | 3 | 13 |
| 2 | LAC | 20 | 3T | 28 | 9 | 1 | 14 |
| 3 | at Cle | 17 | 5 | 27 | 7 | 2 | 14 |
| 4 | Cin | 12 | 4 | 23 | 6 | 1 | 11 |
| 5 | at Ind | 15 | 9 | 23 | 6 | 4 | 11 |
| 6 | Bal | 18 | 13 | 21 | 7 | 5 | 10 |
| 7 | Bye | 17 | 14 | 22 | 7 | 6 | 11 |
| 8 | Atl | 22 | 16 | 19 | 10 | 7 | 9 |
| 9 | at Pit | 20 | 19 | 16 | 10 | 10 | 8 |
| 10 | at TB | 19 | 16 | 17 | 9 | 8 | 8 |
| 11 | at Jax | 22 | 18 | 20 | 11 | 10 | 10 |
| 12 | Car | 17 | 15 | 18 | 8 | 8 | 10 |
| 13 | Ind | | | | | | |
| 14 | at Mia | | | | | | |
| 15 | Hou | | | | | | |
| 16 | Sea | | | | | | |
| 17 | at Hou | | | | | | |
| 18 | Jax | | | | | | |

Final regular season offensive rankings:

| Year | Tot | Rush | Pass |
|----------------|-----|------|------|
| Titans in 2022 | 30 | 13 | 30 |
| Titans in 2021 | 17 | 5 | 24 |
| Titans in 2020 | 2T | 2 | 23 |
| Titans in 2019 | 12 | 3 | 21 |
| Titans in 2018 | 25 | 7 | 29 |
| Titans in 2017 | 23 | 15 | 23 |
| Titans in 2016 | 11 | 3 | 25 |
| Titans in 2015 | 30 | 25 | 25T |
| Titans in 2014 | 29 | 26 | 22 |
| Titans in 2013 | 22 | 14 | 21 |
| Titans in 2012 | 26 | 21 | 22 |
| Titans in 2011 | 17 | 31 | 12 |
| Titans in 2010 | 27 | 17 | 25 |
| Titans in 2009 | 12 | 2 | 23 |
| Titans in 2008 | 21 | 7 | 27 |
| Titans in 2007 | 21 | 5 | 27 |
| Titans in 2006 | 27 | 5 | 30 |
| Titans in 2005 | 17 | 23 | 9 |
| Titans in 2004 | 11 | 14 | 10 |
| Titans in 2003 | 8 | 26 | 5 |
| Titans in 2002 | 17 | 11 | 20 |
| Titans in 2001 | 8 | 12 | 8T |
| Titans in 2000 | 14 | 7 | 16 |
| Titans in 1999 | 13 | 13 | 13T |

Final regular season defensive rankings:

| Year | Tot | Rush | Pass |
|----------------|-----|------|------|
| Titans in 2022 | 23 | 1 | 32 |
| Titans in 2021 | 12 | 2 | 25 |
| Titans in 2020 | 28 | 19 | 29 |
| Titans in 2019 | 21 | 12 | 24 |
| Titans in 2018 | 8 | 18 | 6 |
| Titans in 2017 | 13 | 4 | 25 |
| Titans in 2016 | 20 | 2 | 30 |
| Titans in 2015 | 12 | 18 | 7 |
| Titans in 2014 | 27 | 31 | 15 |
| Titans in 2013 | 14 | 20 | 11 |
| Titans in 2012 | 27 | 24 | 26 |
| Titans in 2011 | 18T | 24 | 14 |
| Titans in 2010 | 26 | 20 | 29 |
| Titans in 2009 | 28 | 11T | 31 |
| Titans in 2008 | 7 | 6 | 9 |
| Titans in 2007 | 5 | 5 | 10 |
| Titans in 2006 | 32 | 30 | 27 |
| Titans in 2005 | 19 | 22 | 17 |
| Titans in 2004 | 27 | 18 | 26 |
| Titans in 2003 | 12 | 1 | 30 |
| Titans in 2002 | 10 | 2 | 25 |
| Titans in 2001 | 25 | 5 | 31 |
| Titans in 2000 | 1 | 3 | 1 |
| Titans in 1999 | 17 | 10 | 25 |

GAME PREVIEW

TEAM NOTES

PLAYER NOTES

MEDIA

STATISTICS

ROSTERS

TENNESSEE TITANS OFFENSIVE AND DEFENSIVE STATS, 1999-2022 (REGULAR SEASON)

| | | 1999-2022 TITANS - OFFENSE | | | | | | | | | | | | | | | | | | | | | | |
|-------------------------|--------------|----------------------------|--------------|--------------|--------------|--------------|--------------|--------------|--------------|--------------|--------------|--------------|--------------|--------------|--------------|--------------|--------------|--------------|--------------|--------------|--------------|--------------|--------------|--------------|
| OFFENSE | 2022 | 2021 | 2020 | 2019 | 2018 | 2017 | 2016 | 2015 | 2014 | 2013 | 2012 | 2011 | 2010 | 2009 | 2008 | 2007 | 2006 | 2005 | 2004 | 2003 | 2002 | 2001 | 2000 | 1999 |
| GAMES (Won-Lost) | 7-10 | 12-5 | 11-5 | 9-7 | 9-7 | 9-7 | 3-13 | 2-14 | 7-9 | 6-10 | 9-7 | 6-10 | 8-8 | 13-3 | 10-6 | 8-8 | 4-12 | 5-11 | 12-4 | 11-5 | 7-9 | 13-3 | 13-3 | |
| FIRST DOWNS | 277 | 362 | 381 | 317 | 289 | 290 | 322 | 298 | 258 | 311 | 260 | 281 | 252 | 288 | 268 | 306 | 261 | 279 | 308 | 310 | 312 | 288 | 299 | 294 |
| Rushing | 104 | 134 | 142 | 104 | 106 | 97 | 115 | 66 | 75 | 103 | 70 | 71 | 73 | 115 | 108 | 118 | 105 | 72 | 85 | 84 | 112 | 87 | 107 | 109 |
| Passing | 153 | 194 | 203 | 177 | 156 | 157 | 175 | 195 | 159 | 172 | 166 | 185 | 155 | 154 | 143 | 171 | 133 | 191 | 200 | 211 | 182 | 179 | 167 | 167 |
| Penalty | 20 | 34 | 36 | 36 | 27 | 36 | 32 | 37 | 24 | 36 | 24 | 25 | 24 | 19 | 17 | 17 | 23 | 16 | 23 | 15 | 18 | 22 | 25 | 18 |
| YDS GAINED (tot) | 5,045 | 5,822 | 6,343 | 5,805 | 4,998 | 5,024 | 5,728 | 4,988 | 4,859 | 5,390 | 5,010 | 5,361 | 4,834 | 5,623 | 5,018 | 4,987 | 4,810 | 5,122 | 5,487 | 5,501 | 5,272 | 5,352 | 5,350 | 5,296 |
| Avg per Game | 296.8 | 342.5 | 396.4 | 362.8 | 312.4 | 314.0 | 358.0 | 311.8 | 303.7 | 336.9 | 313.1 | 335.1 | 302.1 | 351.4 | 313.6 | 311.7 | 300.6 | 320.1 | 342.9 | 343.8 | 329.5 | 334.5 | 334.4 | 331.0 |
| RUSHING (net) | 2,131 | 2,404 | 2,690 | 2,223 | 2,023 | 1,833 | 2,187 | 1,485 | 1,447 | 1,894 | 1,687 | 1,438 | 1,727 | 2,592 | 2,199 | 2,109 | 2,214 | 1,525 | 1,871 | 1,623 | 1,952 | 1,794 | 2,085 | 1,811 |
| Avg per Game | 125.4 | 141.4 | 168.1 | 138.9 | 126.4 | 114.6 | 136.7 | 92.8 | 90.4 | 118.4 | 105.4 | 89.9 | 107.9 | 162.0 | 137.4 | 131.8 | 138.4 | 95.3 | 116.9 | 101.4 | 122.0 | 112.1 | 130.3 | 113.2 |
| Rushes | 487 | 551 | 521 | 445 | 454 | 443 | 476 | 371 | 356 | 462 | 378 | 376 | 406 | 499 | 508 | 543 | 469 | 397 | 420 | 486 | 511 | 468 | 546 | 459 |
| Yards per Rush | 4.4 | 4.4 | 5.2 | 5.0 | 4.5 | 4.1 | 4.6 | 4.0 | 4.1 | 4.1 | 4.5 | 3.8 | 4.3 | 5.2 | 4.3 | 3.9 | 4.7 | 3.8 | 4.5 | 3.3 | 3.8 | 3.8 | 3.8 | 3.9 |
| PASSING (net) | 2,914 | 3,418 | 3,653 | 3,582 | 2,975 | 3,191 | 3,541 | 3,503 | 3,412 | 3,496 | 3,323 | 3,923 | 3,107 | 3,031 | 2,819 | 2,878 | 2,596 | 3,597 | 3,616 | 3,878 | 3,320 | 3,558 | 3,265 | 3,485 |
| Avg per Game | 171.4 | 201.1 | 228.3 | 223.9 | 185.9 | 199.4 | 221.3 | 218.9 | 213.3 | 218.5 | 207.7 | 245.2 | 194.2 | 189.4 | 176.2 | 179.9 | 162.3 | 224.8 | 226.0 | 242.4 | 207.5 | 222.4 | 204.1 | 217.8 |
| Passes Att. | 456 | 535 | 485 | 448 | 437 | 496 | 504 | 551 | 513 | 533 | 540 | 584 | 474 | 476 | 453 | 464 | 447 | 594 | 589 | 502 | 500 | 515 | 462 | 527 |
| Completed | 285 | 359 | 316 | 297 | 293 | 306 | 307 | 342 | 299 | 328 | 318 | 353 | 273 | 271 | 265 | 288 | 226 | 358 | 356 | 315 | 306 | 307 | 286 | 304 |
| Pct Completed | 62.5 | 67.1 | 65.2 | 66.3 | 67.0 | 61.7 | 60.9 | 62.1 | 58.3 | 61.5 | 58.9 | 60.4 | 57.6 | 56.9 | 58.5 | 62.1 | 50.6 | 60.3 | 60.4 | 62.7 | 61.2 | 59.6 | 61.9 | 57.7 |
| Yards Gained | 3,227 | 3,745 | 3,826 | 3,956 | 3,255 | 3,394 | 3,720 | 3,893 | 3,738 | 3,710 | 3,577 | 4,113 | 3,278 | 3,104 | 2,902 | 3,077 | 2,748 | 3,797 | 3,933 | 4,031 | 3,441 | 3,867 | 3,430 | 3,622 |
| Sacked | 49 | 47 | 25 | 56 | 47 | 35 | 28 | 54 | 50 | 37 | 39 | 24 | 27 | 15 | 12 | 30 | 29 | 31 | 44 | 25 | 21 | 43 | 28 | 25 |
| Yards Lost | 313 | 327 | 173 | 374 | 280 | 203 | 179 | 390 | 326 | 214 | 254 | 190 | 171 | 73 | 83 | 199 | 152 | 200 | 317 | 153 | 121 | 309 | 165 | 137 |
| Had intercepted | 11 | 14 | 7 | 8 | 12 | 17 | 11 | 17 | 16 | 16 | 16 | 14 | 15 | 15 | 9 | 17 | 19 | 14 | 19 | 9 | 15 | 17 | 16 | 13 |
| Yards Opp Ret | 179 | 252 | 81 | 204 | 219 | 262 | 203 | 263 | 214 | 132 | 260 | 167 | 120 | 121 | 88 | 116 | 250 | 293 | 306 | 264 | 179 | 163 | 236 | 227 |
| Opp TDs on Int | 1 | 0 | 0 | 0 | 1 | 2 | 3 | 3 | 1 | 1 | 4 | 3 | 1 | 0 | 0 | 0 | 2 | 4 | 2 | 3 | 2 | 2 | 3 | 2 |
| PUNTS | 90 | 58 | 50 | 78 | 75 | 75 | 77 | 88 | 89 | 79 | 83 | 86 | 77 | 69 | 87 | 73 | 88 | 78 | 79 | 71 | 66 | 85 | 76 | 90 |
| Avg Yards | 53.1 | 44.3 | 45.1 | 47.1 | 46.4 | 49.7 | 44.2 | 47.4 | 46.3 | 42.9 | 46.4 | 43.6 | 42.9 | 43.4 | 42.8 | 41.9 | 42.7 | 43.2 | 42.9 | 43.9 | 41.3 | 42.0 | 40.8 | 42.5 |
| PUNT RETURNS | 36 | 30 | 23 | 22 | 27 | 36 | 30 | 38 | 30 | 31 | 31 | 47 | 27 | 33 | 34 | 42 | 37 | 45 | 40 | 37 | 28 | 36 | 53 | 40 |
| Avg Return | 8.4 | 9.8 | 9.0 | 7.7 | 8.8 | 8.5 | 7.9 | 8.1 | 6.9 | 7.7 | 15.3 | 10.4 | 12.2 | 6.7 | 9.7 | 8.7 | 12.6 | 9.3 | 4.3 | 11.6 | 7.8 | 7.8 | 12.7 | 9.0 |
| Returned for TD | 0 | 0 | 0 | 0 | 0 | 0 | 0 | 0 | 0 | 0 | 3 | 1 | 1 | 0 | 0 | 0 | 3 | 1 | 0 | 1 | 0 | 0 | 1 | 1 |
| KICKOFF RETURNS | 37 | 40 | 38 | 30 | 23 | 28 | 33 | 33 | 48 | 44 | 63 | 32 | 64 | 69 | 52 | 52 | 79 | 70 | 79 | 68 | 50 | 71 | 47 | 56 |
| Avg Return | 21.4 | 19.5 | 20.2 | 21.3 | 32.0 | 22.1 | 19.1 | 20.6 | 23.4 | 24.9 | 23.6 | 26.0 | 24.3 | 20.5 | 25.4 | 21.1 | 23.2 | 24.2 | 19.7 | 19.1 | 19.6 | 19.9 | 26.1 | 18.6 |
| Returned for TD | 0 | 0 | 1 | 0 | 1 | 0 | 0 | 0 | 0 | 0 | 1 | 1 | 1 | 0 | 0 | 0 | 0 | 0 | 0 | 0 | 0 | 1 | 0 | 0 |
| PENALTIES | 111 | 103 | 86 | 99 | 82 | 85 | 110 | 93 | 111 | 101 | 106 | 104 | 128 | 98 | 108 | 101 | 94 | 125 | 110 | 110 | 112 | 119 | 107 | 114 |
| Yards Penalized | 956 | 973 | 783 | 932 | 727 | 785 | 1,012 | 779 | 961 | 900 | 847 | 960 | 1,040 | 821 | 855 | 773 | 803 | 1,002 | 923 | 887 | 891 | 1,025 | 870 | 1,069 |
| FUMBLES BY | 23 | 25 | 15 | 21 | 18 | 10 | 17 | 25 | 23 | 27 | 21 | 17 | 22 | 27 | 18 | 32 | 29 | 27 | 33 | 24 | 20 | 18 | 24 | 17 |
| Fumbles Lost | 12 | 11 | 5 | 9 | 6 | 8 | 7 | 16 | 10 | 9 | 12 | 8 | 14 | 16 | 8 | 17 | 7 | 12 | 12 | 12 | 10 | 11 | 14 | 9 |
| Opp Fumbles | 19 | 21 | 21 | 16 | 14 | 23 | 12 | 16 | 7 | 24 | 15 | 20 | 25 | 20 | 28 | 26 | 19 | 20 | 22 | 21 | 22 | 21 | 39 | 39 |
| Opp Fum Lost | 6 | 6 | 8 | 9 | 6 | 9 | 6 | 8 | 4 | 12 | 5 | 12 | 8 | 7 | 11 | 12 | 11 | 11 | 12 | 13 | 11 | 11 | 13 | 24 |
| POSS. TIME (avg) | 29:16 | 32:40 | 28:28 | 28:31 | 29:28 | 29:51 | 30:32 | 29:25 | 27:31 | 30:00 | 27:18 | 27:52 | 25:54 | 28:27 | 29:09 | 31:38 | 27:17 | 31:13 | 31:40 | 32:52 | 32:47 | 31:29 | 33:48 | 31:30 |
| TOUCHDOWNS | 34 | 49 | 62 | 54 | 34 | 33 | 46 | 37 | 28 | 41 | 36 | 34 | 40 | 39 | 41 | 28 | 36 | 33 | 41 | 48 | 42 | 39 | 38 | 46 |
| Rushing | 16 | 23 | 26 | 21 | 15 | 18 | 16 | 10 | 6 | 16 | 10 | 8 | 13 | 19 | 24 | 17 | 15 | 8 | 12 | 11 | 16 | 12 | 14 | 19 |
| Passing | 16 | 22 | 33 | 29 | 16 | 14 | 29 | 25 | 20 | 22 | 17 | 22 | 24 | 16 | 13 | 9 | 13 | 20 | 27 | 30 | 22 | 23 | 18 | 23 |
| Returns | 2 | 4 | 3 | 4 | 3 | 1 | 1 | 2 | 2 | 3 | 9 | 4 | 3 | 4 | 4 | 2 | 8 | 5 | 2 | 7 | 4 | 4 | 6 | 4 |
| EXTRA-PT KICKS | 32/33 | 43/47 | 51/53 | 50/52 | 28/31 | 31/33 | 39/41 | 29/31 | 27/27 | 41/41 | 35/35 | 34/34 | 38/38 | 37/37 | 40/40 | 28/28 | 32/32 | 30/32 | 39/39 | 43/44 | 36/36 | 34/35 | 37/38 | 43/43 |
| 2-PT CONVERSIONS | 1/1 | 2/2 | 4/7 | 1/2 | 0/1 | 0/0 | 0/5 | 3/5 | 0/1 | 0/0 | 1/1 | 0/0 | 1/2 | 1/2 | 1/1 | 0/0 | 3/3 | 0/1 | 1/2 | 3/4 | 2/6 | 3/4 | 0/0 | 1/3 |
| FIELD GOALS/FGA | 20/24 | 26/32 | 20/28 | 8/18 | 26/30 | 35/42 | 22/24 | 14/16 | 19/22 | 25/29 | 25/31 | 29/32 | 24/26 | 27/32 | 29/33 | 35/39 | 22/28 | 23/29 | 19/27 | 32/37 | 25/31 | 20/28 | 27/33 | 21/25 |
| POINTS SCORED | 298 | 419 | 491 | 402 | 310 | 334 | 381 | 299 | 254 | 362 | 330 | 325 | 356 | 354 | 375 | | | | | | | | | |

2023 TENNESSEE TITANS REGULAR SEASON STATISTICS

Won 4, Lost 7

| Date | W-L | Score | OT | Opponent | Attendance |
|-------|-----|-------|----|-----------------|------------|
| 09/10 | L | 15-16 | | at New Orleans | 70,024 |
| 09/17 | W | 27-24 | OT | L.A. Chargers | 67,438 |
| 09/24 | L | 3-27 | | at Cleveland | 67,919 |
| 10/01 | W | 27-3 | | Cincinnati | 68,951 |
| 10/08 | L | 16-23 | | at Indianapolis | 65,287 |
| 10/15 | L | 16-24 | | Baltimore | 61,011 |
| 10/29 | W | 28-23 | | Atlanta | 68,008 |
| 11/02 | L | 16-20 | | at Pittsburgh | 65,969 |
| 11/12 | L | 6-20 | | at Tampa Bay | 62,725 |
| 11/19 | L | 14-34 | | at Jacksonville | 67,175 |
| 11/26 | W | 17-10 | | Carolina | 62,493 |
| 12/03 | | | | Indianapolis | |
| 12/11 | | | | at Miami | |
| 12/17 | | | | Houston | |
| 12/24 | | | | Seattle | |
| 12/31 | | | | at Houston | |
| 01/07 | | | | Jacksonville | |

| Statistic | Tenn. | Opp. |
|--------------------------|----------------|----------------|
| Total First Downs | 184 | 213 |
| Rushing | 59 | 68 |
| Passing | 95 | 120 |
| Penalty | 30 | 25 |
| 3rd Down: Made/Att | 42/132 | 60/151 |
| 3rd Down Pct. | 31.8 | 39.7 |
| 4th Down: Made/Att | 7/12 | 10/15 |
| 4th Down Pct. | 58.3 | 66.7 |
| Possession Avg. | 28:52 | 31:08 |
| Total Net Yards | 3124 | 3689 |
| Avg. Per Game | 284.0 | 335.4 |
| Total Plays | 618 | 701 |
| Avg. Per Play | 5.1 | 5.3 |
| Net Yards Rushing | 1130 | 1219 |
| Avg. Per Game | 102.7 | 110.8 |
| Total Rushes | 265 | 323 |
| Net Yards Passing | 1994 | 2470 |
| Avg. Per Game | 181.3 | 224.5 |
| Sacked/Yards Lost | 36/252 | 29/210 |
| Gross Yards | 2246 | 2680 |
| Att./Completions | 317/194 | 349/237 |
| Completion Pct. | 61.2 | 67.9 |
| Had Intercepted | 8 | 3 |
| Punts/Average | 49/52.9 | 46/46.3 |
| Net Punting Avg. | 49/44.8 | 46/40.7 |
| Penalties/Yards | 69/558 | 66/526 |
| Fumbles/Ball Lost | 8/4 | 11/5 |
| Touchdowns | 17 | 20 |
| Rushing | 8 | 8 |
| Passing | 9 | 12 |
| Returns | 0 | 0 |

| Score By Periods | Q1 | Q2 | Q3 | Q4 | OT | PTS |
|------------------|-----------|-----------|-----------|-----------|----------|------------|
| Team | 35 | 67 | 47 | 33 | 3 | 185 |
| Opponents | 42 | 58 | 64 | 60 | 0 | 224 |

| Scoring | TD | Rush | Rec | Ret | K-PAT | FG | S | PTS |
|------------------|-----------|----------|-----------|----------|--------------|--------------|----------|------------|
| Folk | 0 | 0 | 0 | 0 | 17/17 | 22/23 | 0 | 83 |
| Henry | 6 | 6 | 0 | 0 | | | 0 | 36 |
| Hopkins | 4 | 0 | 4 | 0 | | | 0 | 24 |
| Westbrook-Ikhine | 3 | 0 | 3 | 0 | | | 0 | 18 |
| J. Simmons | 1 | 0 | 1 | 0 | | | 0 | 6 |
| Spears | 1 | 1 | 0 | 0 | | | 0 | 6 |
| Tannehill | 1 | 1 | 0 | 0 | | | 0 | 6 |
| Whyte | 1 | 0 | 1 | 0 | | | 0 | 6 |
| Team | 17 | 8 | 9 | 0 | 17/17 | 22/23 | 0 | 185 |
| Opponents | 20 | 8 | 12 | 0 | 18/19 | 28/28 | 0 | 224 |

2-Pt Conv: TM 0-0, OPP 1-1

Sacks: Autry 8, J. Simmons 5.5, Landry 5, Key 3.5, McCreary 2, Al-Shaair 1, Edmunds

LG 1, Edmunds TM 1, Gibbens 1, Gipson 1, Tart 1, **TM 29, OPP 36**

FUM/Lost: Tannehill 3/0, Garror 1/1, Levis 1/1, Moore 1/0, Philips 1/1, Willis 1/1

| Passing | Att | Cmp | Yds | Cmp% | Yds/Att | TD | TD% | Int | Int% | Long | Sack/Lost | Rating |
|------------------|------------|------------|-------------|-------------|-------------|-----------|------------|----------|------------|-----------|---------------|-------------|
| Tannehill | 158 | 98 | 1128 | 62.0 | 7.14 | 2 | 1.3 | 6 | 3.8 | 70 | 19/135 | 71.9 |
| Levis | 152 | 91 | 1042 | 59.9 | 6.86 | 6 | 3.9 | 2 | 1.3 | 61t | 13/87 | 88.2 |
| Willis | 5 | 4 | 74 | 80.0 | 14.80 | 0 | 0.0 | 0 | 0.0 | 48 | 4/30 | 118.8 |
| Henry | 2 | 1 | 2 | 50.0 | 1.00 | 1 | 50.0 | 0 | 0.0 | 2t | 0/0 | 95.8 |
| Team | 317 | 194 | 2246 | 61.2 | 7.09 | 9 | 2.8 | 8 | 2.5 | 70 | 36/252 | 81.6 |
| Opponents | 349 | 237 | 2680 | 67.9 | 7.68 | 12 | 3.4 | 3 | 0.9 | 52 | 29/210 | 98.5 |

| Rushing | No. | Yds | Avg | Long | TD |
|------------------|------------|-------------|------------|------------|----------|
| Henry | 176 | 739 | 4.2 | 63 | 6 |
| Spears | 50 | 254 | 5.1 | 23 | 1 |
| Tannehill | 12 | 40 | 3.3 | 13 | 1 |
| Moore | 2 | 39 | 19.5 | 38 | 0 |
| Willis | 5 | 21 | 4.2 | 11 | 0 |
| Burks | 2 | 14 | 7.0 | 9 | 0 |
| Levis | 15 | 12 | 0.8 | 5 | 0 |
| Hopkins | 1 | 5 | 5.0 | 5 | 0 |
| Okonkwo | 1 | 4 | 4.0 | 4 | 0 |
| Hooker | 1 | 2 | 2.0 | 2 | 0 |
| Team | 265 | 1130 | 4.3 | 63 | 8 |
| Opponents | 323 | 1219 | 3.8 | 56t | 8 |

| Receiving | No. | Yds | Avg | Long | TD |
|------------------|------------|-------------|-------------|-----------|-----------|
| Hopkins | 45 | 699 | 15.5 | 61t | 4 |
| Okonkwo | 32 | 251 | 7.8 | 25 | 0 |
| Spears | 29 | 179 | 6.2 | 48 | 0 |
| Westbrook-Ikhine | 24 | 281 | 11.7 | 33t | 3 |
| Henry | 21 | 167 | 8.0 | 46 | 0 |
| Philips | 13 | 166 | 12.8 | 29 | 0 |
| Moore | 12 | 280 | 23.3 | 49 | 0 |
| Burks | 8 | 122 | 15.3 | 70 | 0 |
| Whyte | 8 | 78 | 9.8 | 24 | 1 |
| Wesco | 1 | 21 | 21.0 | 21 | 0 |
| J. Simmons | 1 | 2 | 2.0 | 2t | 1 |
| Team | 194 | 2246 | 11.6 | 70 | 9 |
| Opponents | 237 | 2680 | 11.3 | 52 | 12 |

| Interceptions | No. | Yds | Avg | Long | TD |
|------------------|----------|-----------|-------------|-----------|----------|
| McCreary | 1 | 18 | 18.0 | 18 | 0 |
| Hooker | 1 | 10 | 10.0 | 10 | 0 |
| Murphy-Bunting | 1 | 10 | 10.0 | 10 | 0 |
| Team | 3 | 38 | 12.7 | 18 | 0 |
| Opponents | 8 | 67 | 8.4 | 28 | 0 |

| Punting | No. | Yds | Avg | Net | TB | In | Lg | B |
|------------------|-----------|-------------|-------------|-------------|----------|-----------|-----------|----------|
| Stonehouse | 49 | 2594 | 52.9 | 44.8 | 9 | 27 | 74 | 0 |
| Team | 49 | 2594 | 52.9 | 44.8 | 9 | 27 | 74 | 0 |
| Opponents | 46 | 2128 | 46.3 | 40.7 | 2 | 18 | 62 | 0 |

| Punt Returns | Ret | FC | Yds | Avg | Long | TD |
|------------------|-----------|----------|------------|-------------|-----------|----------|
| Garror | 13 | 4 | 93 | 7.2 | 15 | 0 |
| K. Jackson | 6 | 3 | 48 | 8.0 | 14 | 0 |
| Kinsey | 4 | 1 | 50 | 12.5 | 21 | 0 |
| Philips | 4 | 0 | 23 | 5.8 | 12 | 0 |
| Team | 27 | 8 | 214 | 7.9 | 21 | 0 |
| Opponents | 20 | 6 | 221 | 11.1 | 70 | 0 |

| Kickoff Returns | No. | Yds | Avg | Long | TD |
|------------------|-----------|------------|-------------|-----------|----------|
| Spears | 11 | 230 | 20.9 | 33 | 0 |
| Moore | 1 | 21 | 21.0 | 21 | 0 |
| Philips | 1 | 13 | 13.0 | 13 | 0 |
| Team | 13 | 264 | 20.3 | 33 | 0 |
| Opponents | 19 | 415 | 21.8 | 31 | 0 |

| Field Goals | 1-19 | 20-29 | 30-39 | 40-49 | 50+ |
|-------------|------|-------|-------|-------|-----|
| Folk | 0/0 | 6/6 | 8/8 | 4/4 | 4/5 |
| Team | 0/0 | 6/6 | 8/8 | 4/4 | 4/5 |
| Opponents | 0/0 | 12/12 | 9/9 | 4/4 | 3/3 |

Folk: (50G,27G,31G,45G,29G)(33G,41G)(44G)(53G, 35G)(27G,53G,34G)
 (26G,27G,38G)(36G,36G,48G) (38G,51N,27G)(53G)
 OPP:(26G,33G,52G)(27G,30G,33G)(48G,52G)(21G)(43G,35G,28G)
 (41G,28G,23G,29G,20G,36G)(29G,49G,39G)(29G,30G)(25G,35G)(30G,25G)(50G)

2023 TENNESSEE TITANS REGULAR SEASON DEFENSIVE STATISTICS

| PLAYER | TACKLES | | | SACKS | | INTERCEPTIONS | | | | | | FUMBLES | | | |
|----------------------|------------|------------|------------|-------------|--------------|---------------|-----------|----------|-----------|-----------|----------|-----------|----------|----------|----------|
| | Tot | Solo | Asst | Sk | Yds | QBP | TFL | No | Yds | Lg | TD | PD | FF | FR | Yds |
| Al-Shaair, Azeez | 102 | 49 | 53 | 1.0 | 2.0 | 6 | 4 | 0 | 0 | 0 | 0 | 4 | 0 | 1 | 0 |
| Gibbens, Jack | 66 | 40 | 26 | 1.0 | 9.0 | 5 | 2 | 0 | 0 | 0 | 0 | 2 | 0 | 0 | 0 |
| Hooker, Amani | 64 | 51 | 13 | 0.0 | 0.0 | 2 | 3 | 1 | 10 | 10 | 0 | 4 | 0 | 0 | 0 |
| Molden, Elijah | 48 | 29 | 19 | 0.0 | 0.0 | 2 | 1 | 0 | 0 | 0 | 0 | 1 | 0 | 0 | 0 |
| Byard, Kevin | 47 | 30 | 17 | 0.0 | 0.0 | 1 | 0 | 0 | 0 | 0 | 0 | 0 | 0 | 1 | 0 |
| Fulton, Kristian | 45 | 36 | 9 | 0.0 | 0.0 | 0 | 2 | 0 | 0 | 0 | 0 | 5 | 0 | 0 | 0 |
| McCreary, Roger | 44 | 30 | 14 | 2.0 | 25.0 | 4 | 4 | 1 | 18 | 18 | 0 | 2 | 1 | 0 | 0 |
| Simmons, Jeffery | 42 | 29 | 13 | 5.5 | 37.0 | 37 | 11 | 0 | 0 | 0 | 0 | 1 | 1 | 1 | 2 |
| Landry III, Harold | 41 | 26 | 15 | 5.0 | 28.0 | 23 | 6 | 0 | 0 | 0 | 0 | 0 | 0 | 0 | 0 |
| Murphy-Bunting, Sean | 35 | 23 | 12 | 0.0 | 0.0 | 2 | 0 | 1 | 10 | 10 | 0 | 5 | 2 | 1 | 5 |
| Autry, Denico | 34 | 20 | 14 | 8.0 | 65.5 | 37 | 10 | 0 | 0 | 0 | 0 | 3 | 1 | 0 | 0 |
| Key, Arden | 19 | 8 | 11 | 3.5 | 27.5 | 38 | 2 | 0 | 0 | 0 | 0 | 1 | 1 | 0 | 0 |
| Peko, Kyle | 19 | 10 | 9 | 0.0 | 0.0 | 1 | 2 | 0 | 0 | 0 | 0 | 0 | 0 | 0 | 0 |
| Tart, Tear | 19 | 14 | 5 | 1.0 | 7.0 | 11 | 7 | 0 | 0 | 0 | 0 | 0 | 0 | 0 | 0 |
| Avery, Tre | 16 | 14 | 2 | 0.0 | 0.0 | 0 | 1 | 0 | 0 | 0 | 0 | 1 | 0 | 0 | 0 |
| Rice, Monty | 16 | 8 | 8 | 0.0 | 0.0 | 0 | 1 | 0 | 0 | 0 | 0 | 0 | 0 | 0 | 0 |
| Wallace, K'Von | 14 | 13 | 1 | 0.0 | 0.0 | 0 | 0 | 0 | 0 | 0 | 0 | 0 | 0 | 0 | 0 |
| Garror, Eric | 12 | 10 | 2 | 0.0 | 0.0 | 2 | 1 | 0 | 0 | 0 | 0 | 0 | 0 | 0 | 0 |
| Johnson, Jaleel | 12 | 7 | 5 | 0.0 | 0.0 | 0 | 0 | 0 | 0 | 0 | 0 | 0 | 0 | 0 | 0 |
| Weaver, Rashad | 11 | 5 | 6 | 0.0 | 0.0 | 5 | 3 | 0 | 0 | 0 | 0 | 1 | 0 | 0 | 0 |
| Edmunds, Terrell | 9 | 8 | 1 | 1.0 | 1.0 | 2 | 1 | 0 | 0 | 0 | 0 | 0 | 0 | 0 | 0 |
| Jones, Naquan | 8 | 0 | 8 | 0.0 | 0.0 | 4 | 0 | 0 | 0 | 0 | 0 | 0 | 0 | 0 | 0 |
| Gipson, Trevis | 6 | 1 | 5 | 1.0 | 8.0 | 6 | 0 | 0 | 0 | 0 | 0 | 0 | 1 | 0 | 0 |
| McLendon, TK | 4 | 1 | 3 | 0.0 | 0.0 | 0 | 0 | 0 | 0 | 0 | 0 | 0 | 0 | 0 | 0 |
| Brown, Mike | 2 | 1 | 1 | 0.0 | 0.0 | 0 | 0 | 0 | 0 | 0 | 0 | 1 | 0 | 0 | 0 |
| Campbell, Chance | 2 | 1 | 1 | 0.0 | 0.0 | 0 | 0 | 0 | 0 | 0 | 0 | 0 | 0 | 0 | 0 |
| Carter, Shyheim | 2 | 1 | 1 | 0.0 | 0.0 | 0 | 0 | 0 | 0 | 0 | 0 | 0 | 0 | 0 | 0 |
| Blacklock, Ross | 1 | 0 | 1 | 0.0 | 0.0 | 1 | 0 | 0 | 0 | 0 | 0 | 0 | 0 | 0 | 0 |
| Jackson, Matthew | 1 | 0 | 1 | 0.0 | 0.0 | 0 | 0 | 0 | 0 | 0 | 0 | 0 | 0 | 0 | 0 |
| Vildor, Kindle | 1 | 1 | 0 | 0.0 | 0.0 | 0 | 0 | 0 | 0 | 0 | 0 | 0 | 0 | 0 | 0 |
| Stallworth, Taylor | 0 | 0 | 0 | 0.0 | 0.0 | 1 | 0 | 0 | 0 | 0 | 0 | 0 | 0 | 0 | 0 |
| TEAM TOTALS: | 742 | 466 | 276 | 29.0 | 210.0 | 190 | 61 | 3 | 38 | 10 | 0 | 31 | 7 | 4 | 7 |

TITANS SPECIAL TEAMS STATISTICS

| PLAYER | TACKLES | | | FUMBLES | | BLOCKS | | |
|---------------------|-----------|-----------|-----------|----------|----------|----------|----------|----------|
| | Tot | Solo | Asst | FF | FR | PAT | FG | PUNT |
| Rice, Monty | 8 | 5 | 3 | 0 | 0 | 0 | 0 | 0 |
| Kendall, Anthony | 7 | 3 | 4 | 0 | 0 | 0 | 0 | 0 |
| Gifford, Luke | 5 | 2 | 3 | 0 | 0 | 0 | 0 | 0 |
| Jackson, Matthew | 4 | 2 | 2 | 0 | 0 | 0 | 0 | 0 |
| Rader, Kevin | 4 | 2 | 2 | 0 | 0 | 0 | 0 | 0 |
| Hooker, Amani | 3 | 2 | 1 | 1 | 1 | 0 | 0 | 0 |
| Chestnut, Julius | 2 | 1 | 1 | 0 | 0 | 0 | 0 | 0 |
| Dowell, Colton | 2 | 1 | 1 | 0 | 0 | 0 | 0 | 0 |
| Edmunds, Terrell | 2 | 1 | 1 | 0 | 0 | 0 | 0 | 0 |
| Gibbens, Jack | 2 | 1 | 1 | 0 | 0 | 0 | 0 | 0 |
| Jones, Joe | 2 | 0 | 2 | 0 | 0 | 0 | 0 | 0 |
| Wallace, K'Von | 2 | 2 | 0 | 0 | 0 | 0 | 0 | 0 |
| Campbell, Chance | 1 | 0 | 1 | 0 | 0 | 0 | 0 | 0 |
| Carter, Shyheim | 1 | 0 | 1 | 0 | 0 | 0 | 0 | 0 |
| Molden, Elijah | 1 | 1 | 0 | 0 | 0 | 0 | 0 | 0 |
| Moore, Chris | 1 | 1 | 0 | 1 | 0 | 0 | 0 | 0 |
| Okonkwo, Chig | 1 | 0 | 1 | 0 | 0 | 0 | 0 | 0 |
| Reese IV, Otis | 1 | 0 | 1 | 0 | 0 | 0 | 0 | 0 |
| Stonehouse, Ryan | 1 | 1 | 0 | 0 | 0 | 0 | 0 | 0 |
| Weaver, Rashad | 1 | 1 | 0 | 0 | 0 | 0 | 0 | 0 |
| Whyte, Josh | 1 | 1 | 0 | 0 | 0 | 0 | 0 | 0 |
| Autry, Denico | 0 | 0 | 0 | 0 | 0 | 1 | 0 | 0 |
| TEAM TOTALS: | 52 | 27 | 25 | 2 | 1 | 1 | 0 | 0 |

MISCELLANEOUS STATISTICS

| PLAYER | TACKLES | | | FUMBLES | |
|---------------------|----------|----------|----------|----------|----------|
| | Tot | Solo | Asst | FF | FR |
| Hopkins, DeAndre | 2 | 2 | 0 | 0 | 0 |
| Spears, Tyjae | 2 | 2 | 0 | 0 | 1 |
| Brewer, Aaron | 1 | 0 | 1 | 0 | 0 |
| Dowell, Colton | 1 | 1 | 0 | 0 | 0 |
| Moore, Chris | 1 | 1 | 0 | 0 | 0 |
| Radunz, Dillon | 1 | 0 | 1 | 0 | 0 |
| Henry, Derrick | 0 | 0 | 0 | 0 | 1 |
| Tannehill, Ryan | 0 | 0 | 0 | 0 | 1 |
| TEAM TOTALS: | 8 | 6 | 2 | 0 | 3 |

Legend:

- Tot Total Tackles
- Solo Unassisted Tackles
- Asst Assisted Tackles
- Sk Quarterback Sacks
- Yds Yards Lost on Sack
- QBP Quarterback Pressure
- TFL Tackle for Loss
- Int Interceptions
- Yds Interception Return Yards
- TD Interceptions Return Touchdowns
- PD Passes Defensed
- FF Forced Fumble
- FR Fumble Recoveries
- Yds Yards on Fumble Returns

2023 INDIANAPOLIS COLTS REGULAR SEASON STATISTICS



| WON 6, LOST 5 | | | | * RUSHING | | | | No. | Yds | Avg | Long | TD |
|---------------|---|-------|-----------------|-----------|-------------|-----|------|------|------|-----|------|----|
| 09/10 | L | 21-31 | Jacksonville | 65,749 | Moss | 141 | 672 | 4.8 | 56t | 5 | | |
| 09/17 | W | 31-20 | at Houston | 71,159 | Taylor | 100 | 414 | 4.1 | 42 | 4 | | |
| 09/24 | W | 22-19 | OT at Baltimore | 70,038 | Richardson | 25 | 136 | 5.4 | 23 | 4 | | |
| 10/01 | L | 23-29 | OT L.A. Rams | 65,337 | Minshew | 20 | 50 | 2.5 | 17t | 3 | | |
| 10/08 | W | 23-16 | Tennessee | 65,287 | Sermon LG | 8 | 24 | 3.0 | 5 | 0 | | |
| 10/15 | L | 20-37 | at Jacksonville | 64,851 | Sermon TM | 8 | 24 | 3.0 | 5 | 0 | | |
| 10/22 | L | 38-39 | Cleveland | 65,552 | Jackson TM | 13 | 14 | 1.1 | 7 | 0 | | |
| 10/29 | L | 27-38 | New Orleans | 65,427 | McKenzie | 3 | 14 | 4.7 | 7 | 0 | | |
| 11/05 | W | 27-13 | at Carolina | 72,301 | Funk TM | 2 | 10 | 5.0 | 7 | 0 | | |
| 11/12 | W | 10-6 | at New England | 50,144 | Hull | 1 | 1 | 1.0 | 1 | 0 | | |
| 11/26 | W | 27-20 | Tampa Bay | 64,407 | TEAM | 313 | 1335 | 4.3 | 56t | 16 | | |
| 12/03 | | | at Tennessee | | OPPONENTS | 337 | 1422 | 4.2 | 69t | 15 | | |
| 12/10 | | | at Cincinnati | | * RECEIVING | No. | Yds | Avg | Long | TD | | |
| 12/17 | | | Pittsburgh | | Pittman | 76 | 784 | 10.3 | 75t | 3 | | |
| 12/24 | | | at Atlanta | | Downs | 48 | 566 | 11.8 | 59t | 2 | | |
| 12/31 | | | Las Vegas | | Pierce | 22 | 291 | 13.2 | 38 | 0 | | |
| 01/07 | | | Houston | | Moss | 18 | 138 | 7.7 | 26 | 1 | | |

| | Ind. | Opp. | Granson | Taylor | McKenzie | Ogletree | Alie-Cox | Mallory | Jackson TM | Funk TM | Hull | Sermon LG | Sermon TM | TEAM | OPPONENTS | * INTERCEPTIONS | No. | Yds | Avg | Long | TD |
|--------------------|--------|--------|---------|--------|----------|----------|----------|---------|------------|---------|------|-----------|-----------|------|-----------|-----------------|-----|------|-----|------|----|
| TOTAL FIRST DOWNS | 210 | 224 | 17 | 16 | 11 | 9 | 6 | 6 | 5 | 1 | 1 | 1 | 1 | 237 | 244 | 3 | 115 | 38.3 | 66t | 2 | |
| Rushing | 72 | 86 | 16 | 13 | 8 | 14 | 5 | 2 | 14 | 0 | 0 | 0 | 2549 | 2695 | 11 | 3 | 14 | 4.7 | 10 | 0 | |
| Passing | 119 | 117 | 1 | 1 | 2 | 5 | 1 | 1 | 0 | 0 | 0 | 0 | 10.8 | 11.0 | 12 | 2 | 5 | 2.5 | 5 | 0 | |
| Penalty | 19 | 21 | 2 | 1 | 2 | 5 | 1 | 1 | 0 | 0 | 0 | 0 | 10.8 | 11.0 | 12 | 2 | 5 | 2.5 | 5 | 0 | |
| 3rd Down: Made/Att | 58/154 | 61/159 | 6 | 6 | 6 | 9 | 1 | 1 | 1 | 1 | 1 | 1 | 10.8 | 11.0 | 12 | 2 | 5 | 2.5 | 5 | 0 | |
| 3rd Down Pct. | 37.7 | 38.4 | 5 | 12 | 1 | 6 | 1 | 1 | 1 | 1 | 1 | 1 | 10.8 | 11.0 | 12 | 2 | 5 | 2.5 | 5 | 0 | |
| 4th Down: Made/Att | 11/22 | 11/17 | 1 | 1 | 1 | 1 | 1 | 1 | 1 | 1 | 1 | 1 | 10.8 | 11.0 | 12 | 2 | 5 | 2.5 | 5 | 0 | |
| 4th Down Pct. | 50.0 | 64.7 | 1 | 6 | 1 | 6 | 1 | 1 | 1 | 1 | 1 | 1 | 10.8 | 11.0 | 12 | 2 | 5 | 2.5 | 5 | 0 | |
| POSSESSION AVG. | 28:47 | 31:13 | 1 | 4 | 1 | 4 | 1 | 1 | 1 | 1 | 1 | 1 | 10.8 | 11.0 | 12 | 2 | 5 | 2.5 | 5 | 0 | |
| TOTAL NET YARDS | 3755 | 3883 | 1 | 4 | 1 | 4 | 1 | 1 | 1 | 1 | 1 | 1 | 10.8 | 11.0 | 12 | 2 | 5 | 2.5 | 5 | 0 | |
| Avg. Per Game | 341.4 | 353.0 | 1 | 4 | 1 | 4 | 1 | 1 | 1 | 1 | 1 | 1 | 10.8 | 11.0 | 12 | 2 | 5 | 2.5 | 5 | 0 | |
| Total Plays | 718 | 751 | 1 | 4 | 1 | 4 | 1 | 1 | 1 | 1 | 1 | 1 | 10.8 | 11.0 | 12 | 2 | 5 | 2.5 | 5 | 0 | |
| Avg. Per Play | 5.2 | 5.2 | 1 | 4 | 1 | 4 | 1 | 1 | 1 | 1 | 1 | 1 | 10.8 | 11.0 | 12 | 2 | 5 | 2.5 | 5 | 0 | |

| NET YARDS RUSHING | 1335 | 1422 | Moore | Blackmon | Thomas | T. Brown | Harrison | Brents | Olubi | TEAM | OPPONENTS | * PUNTING | No. | Yds | Avg | Net | TB | In | Lg | B |
|-------------------|---------|---------|-------|----------|--------|----------|----------|--------|-------|------|-----------|-----------|------|------|------|-----|----|----|----|---|
| Avg. Per Game | 121.4 | 129.3 | 3 | 14 | 2 | 34 | 9 | 0 | 0 | 12 | 8 | 47 | 2216 | 47.1 | 41.7 | 0 | 16 | 69 | 0 | |
| Total Rushes | 313 | 337 | 2 | 5 | 2 | 34 | 9 | 0 | 0 | 12 | 8 | 47 | 2216 | 47.1 | 41.7 | 0 | 16 | 69 | 0 | |
| NET YARDS PASSING | 2420 | 2461 | 1 | 34 | 1 | 9 | 9.0 | 0 | 0 | 12 | 8 | 47 | 2216 | 47.1 | 41.7 | 0 | 16 | 69 | 0 | |
| Avg. Per Game | 220.0 | 223.7 | 1 | 9 | 1 | 9 | 9.0 | 0 | 0 | 12 | 8 | 47 | 2216 | 47.1 | 41.7 | 0 | 16 | 69 | 0 | |
| Sacked/Yards Lost | 24/129 | 36/234 | 1 | 0 | 1 | 0 | 0.0 | 0 | 0 | 12 | 8 | 47 | 2216 | 47.1 | 41.7 | 0 | 16 | 69 | 0 | |
| Gross Yards | 2549 | 2695 | 1 | 0 | 1 | 0 | 0.0 | 0 | 0 | 12 | 8 | 47 | 2216 | 47.1 | 41.7 | 0 | 16 | 69 | 0 | |
| Att./Completions | 381/237 | 378/244 | 12 | 177 | 12 | 177 | 14.8 | 66t | 2 | 8 | 101 | 12.6 | 27 | 0 | | | | | | |
| Completion Pct. | 62.2 | 64.6 | 8 | 101 | 12.6 | 27 | 0 | | | | | | | | | | | | | |
| Had Intercepted | 8 | 12 | | | | | | | | | | | | | | | | | | |

| PUNTS/AVERAGE | 47/47.1 | 44/48.0 | Sanchez | TEAM | OPPONENTS | * PUNT RETURNS | Ret | FC | Yds | Avg | Long | TD |
|-------------------|---------|---------|---------|------|-----------|----------------|-----|----|-----|-----|------|----|
| NET PUNTING AVG. | 47/41.7 | 44/41.6 | 47 | 2216 | 47.1 | 41.7 | 0 | 16 | 69 | 0 | | |
| PENALTIES/YARDS | 68/485 | 56/470 | 47 | 2216 | 47.1 | 41.7 | 0 | 16 | 69 | 0 | | |
| FUMBLES/BALL LOST | 14/8 | 17/6 | 44 | 2110 | 48.0 | 41.6 | 5 | 16 | 79 | 0 | | |
| TOUCHDOWNS | 30 | 28 | | | | | | | | | | |
| Rushing | 16 | 15 | | | | | | | | | | |
| Passing | 11 | 12 | | | | | | | | | | |
| Returns | 3 | 1 | | | | | | | | | | |

| * SCORE BY PERIODS | Q1 | Q2 | Q3 | Q4 | OT | PTS | McKenzie | Flowers | TEAM | OPPONENTS | * FIELD GOALS | 1-19 | 20-29 | 30-39 | 40-49 | 50+ |
|--------------------|-------------|-------|----|----|-------|-----------|--|---------|---------------|-----------|---------------|-------|-------|-------|-------|-----|
| TEAM | 62 | 84 | 45 | 75 | 3 | 269 | 4 | 99 | 24.8 | 42 | 0 | | | | | |
| OPPONENTS | 58 | 84 | 50 | 70 | 6 | 268 | 1 | 19 | 19.0 | 19 | 0 | | | | | |
| * SCORING | TD-Ru-Pa-Rt | K-PAT | FG | S | PTS | OPPONENTS | 10 | 256 | 25.6 | 53 | 0 | | | | | |
| Gay | 0 | 0 | 0 | 0 | 28/28 | 19/23 | 0 | 85 | * FIELD GOALS | 1-19 | 20-29 | 30-39 | 40-49 | 50+ | | |
| Moss | 6 | 5 | 1 | 0 | 0 | 38 | Gay | 0/0 | 5/5 | 3/3 | 4/5 | 7/10 | | | | |
| Taylor | 5 | 4 | 1 | 0 | 0 | 30 | TEAM | 0/0 | 5/5 | 3/3 | 4/5 | 7/10 | | | | |
| Richardson | 4 | 4 | 0 | 0 | 0 | 24 | OPPONENTS | 0/0 | 6/6 | 4/5 | 6/8 | 8/10 | | | | |
| Pittman | 3 | 0 | 3 | 0 | 0 | 20 | Gay: () (42G) (31G,54G,53G,53G) (47N) (43G,35G, | | | | | | | | | |
| Minshew | 3 | 3 | 0 | 0 | 0 | 18 | 28G) (28G,56G) (60B,27G) (20G,42G) (26G,57G) (57N, | | | | | | | | | |
| Downs | 2 | 0 | 2 | 0 | 0 | 12 | 51G) (46G,58N,36G) | | | | | | | | | |
| Moore | 2 | 0 | 0 | 2 | 0 | 12 | OPP: (45G) (29G,36G,51N) (50G,61N) (40G,54G,46N, | | | | | | | | | |
| Ogletree | 2 | 0 | 2 | 0 | 0 | 12 | 51G,48N) (27G,53G,34G) (48G,49G,51G) (44G,54G,54G, | | | | | | | | | |
| Alie-Cox | 1 | 0 | 1 | 0 | 0 | 6 | 58G) (27G) (35G,49G) (37G,35N,24G) (21G,24G) | | | | | | | | | |
| Buckner | 1 | 0 | 0 | 1 | 0 | 6 | | | | | | | | | | |
| Granson | 1 | 0 | 1 | 0 | 0 | 6 | | | | | | | | | | |
| TEAM | 30 | 16 | 11 | 3 | 28/28 | 19/23 | 0 | 269 | | | | | | | | |
| OPPONENTS | 28 | 15 | 12 | 1 | 26/26 | 24/29 | 1 | 268 | | | | | | | | |

2-Pt Conv: Moss, Pittman, TM 2-2, OPP 0-1
 SACKS: Odeyingbo 6.5, Ebukam 6, Paye 5.5, Buckner 5, Lewis 3, Bryan 2, Adebawore 1.5, Franklin 1.5, Moore 1.5, Land 1, Martin 1, E. Speed 1, Johnson 0.5, TM 36, OPP 24
 FUM/LOST: Minshew 6/4, Richardson 3/1, Jackson(TM) 2/2, McKenzie 2/1, Pittman 1/0

| * PASSING | Att | Cmp | Yds | Cmp% | Yds/Att | TD | TD% | Int | Int% | Long | Sack/Lost | Rating |
|------------|-----|-----|------|------|---------|----|-----|-----|------|------|-----------|--------|
| Minshew | 297 | 187 | 1972 | 63.0 | 6.64 | 8 | 2.7 | 7 | 2.4 | 75t | 17/ 100 | 81.4 |
| Richardson | 84 | 50 | 577 | 59.5 | 6.87 | 3 | 3.6 | 1 | 1.2 | 39t | 7/ 29 | 87.3 |
| TEAM | 381 | 237 | 2549 | 62.2 | 6.69 | 11 | 2.9 | 8 | 2.1 | 75t | 24/ 129 | 82.7 |
| OPPONENTS | 378 | 244 | 2695 | 64.6 | 7.13 | 12 | 3.2 | 12 | 3.2 | 58t | 36/ 234 | 82.9 |

REGULAR SEASON: THE LAST TIME THE TENNESSEE TITANS ...

GAMES WON

WON BY SCORING IN THE LAST TWO MINUTES OF REGULATION

By Titans—Randy Bullock 44-yard FG (0:04 remaining) vs. San Francisco, 12/23/21 (W)

By Opponents—Cameron Dicker 43-yard field goal (0:04 remaining), at Los Angeles Chargers, 12/18/22 (L)

WON OVERTIME GAME

By Titans—at Tennessee 27, L.A. Chargers 24, 9/17/23 (W)

By Opponents—at Kansas City 20, Tennessee 17, 11/6/22 (L)

WON BY 20 OR MORE POINTS

By Titans—at Tennessee 27, Cincinnati 3, 10/1/23 (W)

By Opponents—Tennessee 14, at Jacksonville 34, 11/19/23 (L)

WON BY SHUTOUT

By Titans—at Tennessee 20, Jacksonville 0, 12/12/21 (W)

By Opponents—at Denver 16, Tennessee 0, 10/13/19 (L)

TEAM SCORING

SCORED 50 POINTS

By Titans—*Never in Titans era (since 1999)*

By Oilers—Houston 58, vs. Cleveland 14, 12/9/90 (W)

By Opponents—at Houston 57, Tennessee 14, 10/1/17 (L)

SCORED 40 POINTS

By Titans—at Houston 38, Tennessee 41, 1/3/21 (W)

By Opponents—Tennessee 7, at Buffalo 41, 9/19/22 (L)

SCORED 20 POINTS IN A QUARTER

By Titans—21 points in second quarter, vs. Cincinnati, 10/1/23 (W)

By Opponents—24 points in third quarter, at Buffalo, 9/19/22 (L)

SCORED 30 POINTS IN A HALF

By Titans—35 points in first half, at Indianapolis, 11/29/20 (W)

By Opponents—38 points in first half, vs. Cleveland, 12/6/20 (L)

SCORED TOUCHDOWNS ON OFFENSE, DEFENSE AND SPECIAL TEAMS

By Titans—One rushing, two interception returns, two punt returns, vs. Jacksonville, 12/30/12 (W)

By Opponents—Four passing, one interception return, two punt returns, at Oakland, 9/29/02 (L)

SCORED A TOUCHDOWN ON FIRST OFFENSIVE POSSESSION

By Titans—Derrick Henry 3-yard run, vs. Jacksonville, 12/11/22 (L)

By Opponents—Najee Harris 10-yard run, at Pittsburgh, 11/2/23 (L)

TEAM YARDAGE TOTALS

500 TOTAL NET YARDS

By Titans—at Seattle (532 yards), 9/19/21 (W)

By Opponents—vs. Kansas City (530 yards), 11/10/19 (W)

400 TOTAL NET YARDS

By Titans—vs. Cincinnati (400 yards), 10/1/23 (W)

By Opponents—at Indianapolis (429 yards), 10/8/23 (L)

TEAM DEFENSE

HELD OPPONENT WITHOUT A TOUCHDOWN

By Titans—at Tennessee 27, Cincinnati 3, 10/1/23 (W)

By Opponents—at Tampa Bay 20, Tennessee 6, 11/12/23 (L)

HELD OPPONENT TO 200 OR FEWER NET YARDS OF OFFENSE

By Titans—at Houston (161 yards), 10/30/22 (W)

By Opponents—at Cleveland (94 net yards), 9/24/23 (L)

HELD OPPONENT TO 50 OR FEWER YARDS RUSHING

By Titans—at Jacksonville (19 yards), 1/7/23 (L)

By Opponents—at Tampa Bay (42 yards), 11/12/23 (L)

HELD OPPONENT TO 100 OR FEWER NET YARDS PASSING

By Titans—at Miami (78 net yards), 10/8/17 (L)

By Opponents—at Cleveland (68 net yards), 9/24/23 (L)

SEVEN OR MORE SACKS BY TEAM

By Titans—at Arizona (8 sacks), 12/10/17 (L)

By Opponents—at N.Y. Jets (7 sacks), 10/3/21 (L)

SIX OR MORE SACKS BY TEAM

By Titans—vs. Atlanta (6 sacks), 10/29/23 (W)

By Opponents—vs. Baltimore (6 sacks), 10/15/23 (L)

FIVE OR MORE SACKS BY TEAM

By Titans—vs. Atlanta (6 sacks), 10/29/23 (W)

By Opponents—vs. Baltimore (6 sacks), 10/15/23 (L)

FORCED FIVE OR MORE OPPONENT TURNOVERS

By Titans—vs. N.Y. Jets (4 interceptions, 1 fumble), 12/17/12 (W)

By Opponents—vs. Houston (4 interceptions, 1 fumble), 11/21/21 (L)

FORCED FOUR OR MORE OPPONENT TURNOVERS

By Titans—vs. Jacksonville (4 interceptions, 0 fumbles), 12/12/21 (W)

By Opponents—vs. Jacksonville (1 interception, 3 fumbles), 12/11/22 (L)

SPECIAL TEAMS

KICKOFF RETURNED FOR TOUCHDOWN

By Titans—A.J. Brown (42 yards) at Indianapolis, 11/29/20 (W)

By Opponents—Jakeem Grant (102 yards) at Miami, 9/9/18 (L)

OPENING KICKOFF RETURNED FOR TOUCHDOWN

By Titans—Derrick Mason (101 yards) at Cincinnati, 11/18/01 (W)

By Opponents—Josh Huff (107 yards) at Philadelphia, 11/23/14 (L)

PUNT RETURNED FOR TOUCHDOWN

By Titans—Darius Reynaud (twice—69 yards and 81 yards) vs. Jacksonville, 12/30/12 (W)

By Opponents—Jakeem Grant (74 yards) at Miami, 10/9/16 (W)

FIELD GOAL BLOCKED

By Titans—Denico Autry vs. Miami (Jason Sanders), 1/2/22 (W)

By Opponents—Justin Reid, vs. Houston (Stephen Gostkowski), 10/18/20 (W)

FIELD GOAL BLOCKED, RETURNED FOR TD

By Titans—Tye Smith (63 yards) at Indianapolis (Adam Vinatieri's FG blocked by Dane Cruikshank), 12/1/19 (W)

By Opponents—Rob Morris (68 yards) at Indianapolis (Gary Anderson's FG blocked by Montae Reagor), 12/5/04 (L)

PUNT BLOCKED

By Titans—Tim Shaw vs. Pittsburgh (Drew Butler), 10/11/12 (W)

By Opponents—E.J. Speed, vs. Indianapolis (Trevor Daniel), 11/12/20 (L)

PUNT BLOCKED AND RETURNED FOR TD

By Titans—Jason McCourty vs. Indianapolis (Pat McAfee's punt blocked by Patrick Bailey and recovered in end zone by McCourty), 10/30/11 (W)

By Opponents—T.J. Carrie (6 yards), vs. Indianapolis (Trevor Daniel's punt blocked by E.J. Speed), 11/12/20 (L)

FIVE FIELD GOALS

By Titans—Nick Folk (5) at New Orleans, 9/10/23 (L)

By Opponents—Justin Tucker (6), vs. Baltimore, 10/15/23 (L)

FOUR FIELD GOALS

By Titans—Nick Folk (5) at New Orleans, 9/10/23 (L)

By Opponents—Justin Tucker (6), vs. Baltimore, 10/15/23 (L)

THREE FIELD GOALS

By Titans—Nick Folk (3) at Pittsburgh, 11/2/23 (L)

By Opponents—Younghoe Koo (3), vs. Atlanta, 10/29/23 (W)

REGULAR SEASON: THE LAST TIME THE TENNESSEE TITANS ...

SUCCESSFUL ONSIDE KICK

By Titans—Rob Bironas kicks and Daimion Stafford recovers, vs. Arizona, 12/15/13 (L)

By Opponents—Connor Barth kicks and Adrian Amos recovers, at Chicago, 11/27/16 (W)

MISSED PAT

By Titans—Josh Lambo, at Green Bay, 11/17/22 (W)

By Opponents—Justin Tucker (kick blocked), vs. Baltimore, 10/15/23 (L)

TWO-POINT CONVERSIONS**TWO-POINT CONVERSION MADE**

By Titans—Chig Okonkwo (pass from Ryan Tannehill) vs. Jacksonville, 12/11/22 (L)

By Opponents—Trey Pipkins (pass from Justin Herbert), vs. L.A. Chargers, 9/17/23 (W)

TWO-POINT CONVERSION FAILED

By Titans—vs. Cleveland (run failed), 12/6/20 (L)

By Opponents—vs. Houston (pass failed, 12/24/22 (L)

INDIVIDUAL OFFENSIVE PERFORMANCES**INDIVIDUAL WITH 200 SCRIMMAGE YARDS**

By Titans—Derrick Henry (228 yards) at Houston, 10/30/22 (W)

By Opponents—Todd Gurley (276 yards), vs. Los Angeles Rams, 12/24/17 (L)

RUSHING TOUCHDOWN AND RECEIVING TOUCHDOWN

By Titans—Derrick Henry (1 rushing, 1 receiving) at Carolina, 11/3/19 (L)

By Opponents—Jerome Ford (1 rushing, 1 receiving), at Cleveland, 9/24/23 (L)

RUSHING TOUCHDOWN AND PASSING TOUCHDOWN

By Titans—Derrick Henry (1 passing, 1 rushing) vs. Cincinnati, 10/1/23 (W)

By Opponents—Trevor Lawrence (2 passing, 2 rushing), at Jacksonville, 11/19/23 (L)

INDIVIDUAL RUSHING**200 YARDS RUSHING**

By Titans—Derrick Henry (219 yards) at Houston, 10/30/22 (W)

By Opponents—Le'Veon Bell (204 yards) vs. Pittsburgh, 11/17/14 (L)

150 YARDS RUSHING

By Titans—Derrick Henry (219 yards) at Houston, 10/30/22 (W)

By Opponents—Zack Moss (165 yards), at Indianapolis, 10/8/23 (L)

100 YARDS RUSHING

By Titans—Derrick Henry (101 yards) vs. Atlanta, 10/29/23 (W)

By Opponents—Zack Moss (165 yards), at Indianapolis, 10/8/23 (L)

CONSECUTIVE 100-YARD RUSHING GAMES

By Titans—Derrick Henry vs. Jacksonville, 12/11/22 (L); at Los Angeles Chargers, 12/18/22 (L); vs. Houston, 12/24/22 (L)

30 OR MORE CARRIES

By Titans—Derrick Henry (30 carries) at Jacksonville, 1/7/23 (L)

By Opponents—Melvin Gordon (32 carries) at San Diego, 11/6/16 (L)

RUSHING PLAY OF 80 OR MORE YARDS

By Titans—Derrick Henry (94 yards) vs. Houston, 10/18/20 (W)

By Opponents—Lamar Miller (97 yards), at Houston, 11/26/18 (L)

RUSHING PLAY OF 50 OR MORE YARDS

By Titans—Derrick Henry (63 yards) vs. Baltimore, 10/15/23 (L)

By Opponents—Zack Moss (56 yards), at Indianapolis, 10/8/23 (L)

THREE TOUCHDOWNS RUSHING

By Titans—Derrick Henry (3) vs. Buffalo, 10/18/21 (W)

By Opponents—Corey Dillon (4) at Cincinnati, 12/4/97 (L)

TWO TOUCHDOWNS RUSHING

By Titans—Derrick Henry (2) vs. Carolina, 11/26/23 (W)

By Opponents—Trevor Lawrence (2), at Jacksonville, 11/19/23 (L)

INDIVIDUAL PASSING**400 YARDS PASSING**

By Titans—Ryan Fitzpatrick (402 yards) vs. Arizona, 12/15/13 (L)

By Opponents—Patrick Mahomes (446 yards), at Kansas City, 11/6/22 (L)

300 YARDS PASSING

By Titans—Ryan Tannehill (333 yards) at Green Bay, 11/17/22 (W)

By Opponents—Justin Herbert (305 yards), vs. L.A. Chargers, 9/17/23 (W)

CONSECUTIVE 300-YARD PASSING GAMES

By Titans—Matt Hasselbeck vs. Baltimore (358 yards), 9/18/11 (W), vs. Denver (311 yards), 9/25/11 (W)

FIVE TOUCHDOWN PASSES

By Titans—Steve McNair vs. Jacksonville, 12/26/99 (W)

By Opponents—Blake Bortles vs. Jacksonville, 12/6/15 (W)

FOUR TOUCHDOWN PASSES

By Titans—Will Levis vs. Atlanta, 10/29/23 (W)

By Opponents—Josh Allen, at Buffalo, 9/19/22 (L)

50 OR MORE PASS ATTEMPTS

By Titans—Ryan Tannehill (52 att) vs. Houston, 11/21/21 (L)

By Opponents—Patrick Mahomes (68), at Kansas City, 11/6/22 (L)

40 OR MORE PASS ATTEMPTS

By Titans—Ryan Tannehill (52 att) vs. Houston, 11/21/21 (L)

By Opponents—Justin Herbert (41), vs. L.A. Chargers, 9/17/23 (W)

30 OR MORE COMPLETIONS

By Titans—Ryan Tannehill (35 comp) vs. Houston, 11/21/21 (L)

By Opponents—Trevor Lawrence (30 comp), vs. Jacksonville, 12/11/22 (L)

NO SACKS ALLOWED

By Titans—vs. Buffalo, 10/18/21 (W)

By Opponents—at Pittsburgh, 11/2/23 (L)

COMPLETION OF 80 OR MORE YARDS

By Titans—Ryan Tannehill (91 yards) at Oakland, 12/8/19 (W)

By Opponents—Jared Goff (80 yards), vs. Los Angeles Rams, 12/24/17 (L)

COMPLETION OF 50 OR MORE YARDS

By Titans—Will Levis (61 yards) vs. Atlanta, 10/29/23 (W)

By Opponents—Taylor Heinicke (52 yards), vs. Atlanta, 10/29/23 (W)

INDIVIDUAL RECEIVING**200 YARDS RECEIVING**

By Titans—Kenny Britt (225 yards) vs. Philadelphia, 10/24/10 (W)

By Opponents—DeAndre Hopkins (238 yards) at Houston, 11/30/14 (L)

150 YARDS RECEIVING

By Titans—A.J. Brown (155 yards) at Indianapolis, 10/31/21 (W)

By Opponents—Evan Engram (162 yards), vs. Jacksonville, 12/11/22 (L)

100 YARDS RECEIVING

By Titans—DeAndre Hopkins (128 yards) vs. Atlanta, 10/29/23 (W)

By Opponents—Calvin Ridley (103 yards), at Jacksonville, 11/19/23 (L)

CONSECUTIVE 100-YARD RECEIVING GAMES

By Titans—A.J. Brown vs. Kansas City (133 yards), 10/24/21 (W), at Indianapolis (155 yards), 10/31/21 (W)

10 OR MORE RECEPTIONS

By Titans—A.J. Brown (11 rec.) vs. San Francisco, 12/23/21 (W)

By Opponents—CeeDee Lamb (11 rec.), vs. Dallas, 12/29/22 (L)

RECEPTION OF 80 OR MORE YARDS

By Titans—A.J. Brown (91 yards) at Oakland, 12/8/19 (W)

REGULAR SEASON: THE LAST TIME THE TENNESSEE TITANS ...

By Opponents—Todd Gurley (80 yards), vs. Los Angeles Rams, 12/24/17 (L)

RECEPTION OF 50 OR MORE YARDS

By Titans—DeAndre Hopkins (61 yards) vs. Atlanta, 10/29/23 (W)

By Opponents—KhaDarel Hodge (52 yards), vs. Atlanta, 10/29/23 (W)

THREE TOUCHDOWN RECEPTIONS

By Titans—DeAndre Hopkins vs. Atlanta, 10/29/23 (W)

By Opponents—Stefon Diggs, at Buffalo, 9/19/22 (L)

TWO TOUCHDOWN RECEPTIONS

By Titans—DeAndre Hopkins (3) vs. Atlanta, 10/29/23 (W)

By Opponents—Calvin Ridley (2), at Jacksonville, 11/19/23 (L)

COMBINED OFFENSIVE PERFORMANCES BY TEAMMATES

100-YARD RUSHER AND 100-YARD RECEIVER IN A GAME

By Titans—Derrick Henry (101 rush.) and DeAndre Hopkins (128 rec.) DeAndre Hopkins vs. Atlanta, 10/29/23 (W)

By Opponents—AJ Dillon (124 rush.) and Davante Adams (142 rec.), at Green Bay, 12/27/20 (L)

By One Player (Opponent)—Todd Gurley (118 rush. and 158 receiving), vs. Los Angeles Rams, 12/24/17 (L)

100-YARD RUSHER, 100-YARD RECEIVER AND 300-YARD PASSER IN A GAME

By Titans—Derrick Henry (182 rush.), Julio Jones (128 rec.) and Ryan Tannehill (347 pass.) at Seattle, 9/19/21 (W)

By Opponents—Todd Gurley (118 rush. and 158 rec.) and Jared Goff (301 pass.), vs. Los Angeles Rams, 12/24/17 (L)

300-YARD PASSER AND 100-YARD RECEIVER IN A GAME

By Titans— Ryan Tannehill (333 pass.) and Treyton Burks (111 rec.) at Green Bay, 11/17/22 (W)

By Opponents—Justin Herbert (305 pass.) and Keenan Allen (111 rec.), vs. L.A. Chargers, 9/17/23 (W)

100-YARD RUSHER AND 300-YARD PASSER IN A GAME

By Titans—Derrick Henry (182 rush.) and Ryan Tannehill (347 pass.) at Seattle, 9/19/21 (W)

By Opponents— Gardner Minshew II (339 pass.) and James Robinson (102 rush.), vs. Jacksonville, 9/20/20 (W)

TWO 100-YARD RUSHERS IN A GAME

By Titans—Dontrell Hilliard (131 yards) and D'Onta Foreman (109), at New England, 11/28/21 (L)

By Opponents—Arian Foster (115 yards) and Ben Tate (104 yards) vs. Houston, 10/23/11 (L)

TWO 100-YARD RECEIVERS IN A GAME

By Titans—Justin Hunter (109 yards) and Kendall Wright (103 yards) at Oakland, 11/24/13 (W)

By Opponents—A.J. Brown (119 rec.) and DeVonta Smith (102 rec.), at Philadelphia, 12/4/22 (L)

INDIVIDUAL DEFENSE

INTERCEPTION RETURNED FOR TOUCHDOWN

By Titans— Andrew Adams (76 yards) against Indianapolis, 10/23/22 (W)

By Opponents—Matt Milano (43 yards), at Buffalo, 9/19/22 (L)

FUMBLE RETURNED FOR TOUCHDOWN

By Titans—Kevin Byard (30 yards) at Jacksonville, 10/10/21 (W)

By Opponents—Josh Allen (37 yards) at Jacksonville, 1/7/23 (L)

SAFETY SCORED

By Titans—Browns quarterback Baker Mayfield sacked in end zone by Cameron Wake, at Cleveland, 9/8/19 (W)

By Opponents—Ryan Tannehill sacked in end zone by Romeo Okwara vs. Detroit, 12/20/20 (W)

THREE INTERCEPTIONS

By Titans—Kevin Byard (3) at Cleveland, 10/22/17 (W)

By Opponents—Glover Quin (3) at Houston, 11/28/10 (L)

TWO INTERCEPTIONS

By Titans—Kevin Byard (2) vs. Dallas, 12/29/22 (L)

By Opponents—Desmond King (2), vs. Houston, 11/21/21 (L)

THREE SACKS

By Titans—Jeffery Simmons (3.0) at L.A. Rams, 11/7/21 (W)

By Opponents—Myles Garrett (3.5), at Cleveland, 9/24/23 (L)

POSTSEASON: THE LAST TIME THE TENNESSEE TITANS ...

GAMES WON (PLAYOFFS)

WON BY SCORING IN THE LAST TWO MINUTES OF REGULATION

By Titans—Gary Anderson 46-yard field goal with 0:29 remaining, at Baltimore, 1/3/04 (W)

By Opponents—Evan McPherson 52-yard field goal with 0:00 remaining, vs. Cincinnati, 1/22/22 (L)

WON OVERTIME GAME

By Titans—Tennessee 34, vs. Pittsburgh 31, 1/11/03 (W)

By Opponents—at Buffalo 41, Houston 38, 1/3/93 (L)

WON BY 20 OR MORE POINTS

By Titans/Oilers—Never Happened

By Opponents—at New England 35, Tennessee 14, 1/13/18 (L)

WON BY SHUTOUT

By Titans/Oilers—Never Happened

By Opponents—Never Happened

TEAM SCORING (PLAYOFFS)

SCORED 50 POINTS

By Titans/Oilers—Never Happened

By Opponents—at Oakland 56, Houston 7, 12/21/69 (L)

SCORED 40 POINTS

By Titans/Oilers—Never Happened

By Opponents—at Oakland 41, Tennessee 24, 1/19/03 (L)

SCORED 20 POINTS IN A QUARTER

By Titans—Never in Titans era (since 1999)

By Oilers—21 points in second quarter, at Buffalo, 1/3/93 (L)

By Opponents—21 points in second quarter, at New England, 1/13/18 (L)

SCORED 30 POINTS IN A HALF

By Titans/Oilers—Never Happened

By Opponents—35 points in second half, at Buffalo, 1/3/93 (L)

SCORED TOUCHDOWNS ON OFFENSE, DEFENSE AND SPECIAL TEAMS

By Titans/Oilers—Never Happened

By Opponents—Never Happened

SCORED A TOUCHDOWN ON FIRST OFFENSIVE POSSESSION

By Titans—Anthony Firkser 12-yard pass from Ryan Tannehill, at New England, 1/4/20 (W)

By Opponents—Bethel Johnson 41-yard pass from Tom Brady, at New England, 1/10/04 (L)

TEAM YARDAGE TOTALS (PLAYOFFS)

500 TOTAL NET YARDS

By Titans/Oilers—Never Happened

By Opponents—at Baltimore (530 yards), 1/11/20 (W)

400 TOTAL NET YARDS

By Titans—vs. Pittsburgh (430 yards), 1/11/03 (W)

By Opponents—vs Baltimore (401 yards), 1/10/21 (L)

POSTSEASON: THE LAST TIME THE TENNESSEE TITANS ...

TEAM DEFENSE (PLAYOFFS)

HELD OPPONENT WITHOUT A TOUCHDOWN

By Titans—Never in Titans era (since 1999)

By Oilers—Houston 10, at San Diego 3, 12/24/61 (W)

By Opponents—at San Diego 17, Tennessee 6, 1/6/08 (L)

HELD OPPONENT TO 200 OR FEWER NET YARDS OF OFFENSE

By Titans—vs. Baltimore (134 net yards), 1/7/01 (L)

By Opponents—vs. Buffalo (194 net yards), 1/8/00 (W)

HELD OPPONENT TO 50 OR FEWER YARDS RUSHING

By Titans—vs. Baltimore (50 yards), 1/10/09 (L)

By Opponents—vs. Kansas City (39 yards), 1/16/94 (L)

HELD OPPONENT TO 100 OR FEWER NET YARDS PASSING

By Titans—vs. Buffalo (97 net yards), 1/8/00 (W)

By Opponents—at Baltimore (83 net yards), 1/11/20 (W)

SEVEN OR MORE SACKS BY TEAM

By Titans/Oilers—vs. Cincinnati (9 sacks), 1/22/22 (L)

By Opponents—at New England (8 sacks), 1/13/18 (L)

SPECIAL TEAMS (PLAYOFFS)

KICKOFF RETURNED FOR TOUCHDOWN

By Titans—Derrick Mason (80 yards) at Jacksonville, 1/23/00 (W)

By Opponents—Never Happened

RETURNED OPENING KICKOFF FOR TOUCHDOWN

By Titans/Oilers—Never Happened

By Opponents—Never Happened

PUNT RETURNED FOR TOUCHDOWN

By Titans/Oilers—Never Happened

By Opponents—Never Happened

FIELD GOAL BLOCKED

By Titans/Oilers—Never Happened

By Opponents—Richard Seymour at New England (Gary Anderson), 1/10/04 (L)

FIELD GOAL BLOCKED, RETURNED FOR TD

By Titans/Oilers—Never Happened

By Opponents—Anthony Mitchell (90 yards) vs. Baltimore (Al Del Greco's FG blocked by Keith Washington), 1/7/01 (L)

PUNT BLOCKED

By Titans—Chris Coleman vs. Baltimore (Kyle Richardson, twice), 1/7/01 (L)

By Opponents—Jerry Olsavsky vs. Pittsburgh (Greg Montgomery), 12/31/89 (L)

PUNT BLOCKED AND RETURNED FOR TD

By Titans/Oilers—Never Happened

By Opponents—Never Happened

FIVE FIELD GOALS

By Titans/Oilers—Never Happened

By Opponents—Never Happened

FOUR FIELD GOALS

By Titans—Al Del Greco at Indianapolis, 1/16/00 (W)

By Opponents—Evan McPherson, vs. Cincinnati, 1/22/22 (L)

THREE FIELD GOALS

By Titans—Al Del Greco (4) at Indianapolis, 1/16/00 (W)

By Opponents—Evan McPherson (4), vs. Cincinnati, 1/22/22 (L)

MISSED PAT (KICK)

By Titans/Oilers—Never Happened

By Opponents—David Treadwell (Wide Left) at Denver, 1/4/92 (L)

TWO-POINT CONVERSIONS (PLAYOFFS)

TWO-POINT CONVERSION MADE

By Titans/Oilers—Never Happened

By Opponents—Plaxico Burress (pass from Hines Ward) vs. Pittsburgh, 1/11/03 (W)

TWO-POINT CONVERSION FAILED

By Titans—vs. Cincinnati (run failed), 1/22/22 (L)

By Opponents—at Baltimore (pass failed), 1/11/20 (W)

INDIVIDUAL OFFENSIVE PERFORMANCES (PLAYOFFS)

INDIVIDUAL WITH 200 SCRIMMAGE YARDS

By Titans—Derrick Henry (202 yards) at Baltimore, 1/11/20 (W)

By Opponents—Never Happened

RUSHING TOUCHDOWN AND RECEIVING TOUCHDOWN

By Titans—Never in Titans era (since 1999)

By Oilers—Allen Pinkett at Cleveland, 12/24/88 (W)

By Opponents—James White at New England, 1/13/18 (L)

RUSHING TOUCHDOWN AND PASSING TOUCHDOWN

By Titans—Ryan Tannehill at Baltimore, 1/11/20 (W)

By Opponents—Patrick Mahomes at Kansas City, 1/19/20 (L)

INDIVIDUAL RUSHING (PLAYOFFS)

200 YARDS RUSHING

By Titans/Oilers—Never Happened

By Opponents—Never Happened

150 YARDS RUSHING

By Titans—Derrick Henry (195 yards) at Baltimore, 1/11/20 (W)

By Opponents—Paul Lowe (165 yards) vs. Los Angeles Chargers, 1/1/61 (W)

100 YARDS RUSHING

By Titans—Derrick Henry (195 yards) at Baltimore, 1/11/20 (W)

By Opponents—Lamar Jackson (136 yards), vs. Baltimore, 1/10/21 (L)

CONSECUTIVE 100-YARD RUSHING GAMES

By Titans—Derrick Henry at New England (182 yards), 1/4/20 (W), at Baltimore (195 yards), 1/11/20 (W)

30 OR MORE CARRIES

By Titans—Derrick Henry (30) at Baltimore, 1/11/20 (W)

By Opponents—Never Happened

RUSHING PLAY OF 80 OR MORE YARDS

By Titans/Oilers—Never Happened

By Opponents—Never Happened

RUSHING PLAY OF 50 OR MORE YARDS

By Titans—Derrick Henry (66 yards) at Baltimore, 1/11/20 (W)

By Opponents—Never Happened

THREE TOUCHDOWNS RUSHING

By Titans/Oilers—Never Happened

By Opponents—Never Happened

TWO TOUCHDOWNS RUSHING

By Titans—Steve McNair at Oakland, 1/19/03 (L)

By Opponents—Antowain Smith vs. Buffalo, 1/8/00 (W)

INDIVIDUAL PASSING (PLAYOFFS)

400 YARDS PASSING

By Titans/Oilers—Never Happened

By Opponents—Kurt Warner (414 yards) vs. St. Louis, 1/30/00 (L)

300 YARDS PASSING

By Titans—Steve McNair (338 yards) vs. Pittsburgh, 1/11/03 (W)

By Opponents—Joe Burrow (348 yards), vs. Cincinnati, 1/22/22 (L)

CONSECUTIVE 300-YARD PASSING GAMES

Playoffs:

By Titans/Oilers—Never Happened

POSTSEASON: THE LAST TIME THE TENNESSEE TITANS ...

FIVE TOUCHDOWN PASSES

By Titans/Oilers—Never Happened

By Opponents—Daryle Lamonica (6) at Oakland, 12/21/69 (L)

FOUR TOUCHDOWN PASSES

By Titans—Never in Titans era (since 1999)

By Oilers—Warren Moon at Buffalo, 1/3/93 (L)

By Opponents—Frank Reich at Buffalo, 1/3/93 (L)

50 OR MORE PASS ATTEMPTS

By Titans—Never in Titans era (since 1999)

By Oilers—Warren Moon (50 att) at Buffalo, 1/3/93 (L)

By Opponents—Lamar Jackson (59 att), at Baltimore, 1/11/20 (W)

40 OR MORE PASS ATTEMPTS

By Titans—Kerry Collins (42 att) vs. Baltimore, 1/10/09 (L)

By Opponents—Lamar Jackson (59 att), at Baltimore, 1/11/20 (W)

30 OR MORE COMPLETIONS

By Titans—Never in Titans era (since 1999)

By Oilers—Warren Moon (32 comp) vs. Kansas City, 1/16/94 (L)

By Opponents—Lamar Jackson (31 comp), at Baltimore, 1/11/20 (W)

NO SACKS ALLOWED

By Titans—at Baltimore, 1/3/04 (W)

By Opponents—at New England, 1/4/20 (W)

COMPLETION OF 80 OR MORE YARDS

By Titans/Oilers—Never Happened

By Opponents—Never Happened

COMPLETION OF 50 OR MORE YARDS

By Titans—Never in Titans era (since 1999)

By Oilers—Dan Pastorini (71 yards) at New England, 12/31/78 (L)

By Opponents—Joe Burrow (57 yards), vs. Cincinnati, 1/22/22 (L)

INDIVIDUAL RECEIVING (PLAYOFFS)

200 YARDS RECEIVING

By Titans/Oilers—Never Happened

By Opponents—Never Happened

150 YARDS RECEIVING

By Titans/Oilers—Never Happened

By Opponents—Isaac Bruce (162 yards) vs. St. Louis, 1/30/00 (L)

100 YARDS RECEIVING

By Titans—A.J. Brown (142 yards) vs. Cincinnati, 1/22/22 (L)

By Opponents—Ja'Marr Chase (109 yards), vs. Cincinnati, 1/22/22 (L)

CONSECUTIVE 100-YARD RECEIVING GAMES

By Titans—Never in Titans era (since 1999)

By Oilers—Ernest Givins at Denver (111 yards), 1/4/92 (L), at Buffalo (117 yards), 1/3/93 (L)

10 OR MORE RECEPTIONS

By Titans—Justin Gage (11 rec.) vs. Baltimore, 1/10/09 (L)

By Opponents—Danny Amendola (11 rec.) at New England, 1/13/18 (L)

RECEPTION OF 80 OR MORE YARDS

By Titans/Oilers—Never Happened

By Opponents—Never Happened

RECEPTION OF 50 OR MORE YARDS

By Titans—Never in Titans era (since 1999)

By Oilers—Ken Burrough (71 yards) at New England, 12/31/78 (L)

By Opponents—Ja'Marr Chase (57 yards), vs. Cincinnati, 1/22/22 (L)

THREE TOUCHDOWN RECEPTIONS

By Titans/Oilers—Never Happened

By Opponents—Andre Reed at Buffalo, 1/3/93 (L)

TWO TOUCHDOWN RECEPTIONS

By Titans/Oilers—Corey Davis at New England, 1/13/18 (L)

By Opponents—Tyreek Hill, at Kansas City, 1/19/20 (L)

COMBINED OFFENSIVE PERFORMANCES BY TEAMMATES (PLAYOFFS)

100-YARD RUSHER AND 100-YARD RECEIVER IN A GAME

By Titans/Oilers—Never Happened

By Opponents—Lamar Jackson (136 rush.) and Marquise Brown (109 rec.), vs. Baltimore, 1/10/21 (L)

100-YARD RUSHER, 100-YARD RECEIVER AND 300-YARD PASSER IN A GAME

By Titans/Oilers—Never Happened

By Opponents—Lamar Jackson (143 rush.), Lamar Jackson (365 pass.) and Marquis Brown (126 rec.), at Baltimore, 1/11/20 (W)

300-YARD PASSER AND 100-YARD RECEIVER IN A GAME

By Titans—Steve McNair (338 pass.) and Frank Wycheck (123 rec.) vs. Pittsburgh, 1/11/03 (W)

By Opponents—Joe Burrow (348 pass.) and Ja'Marr Chase (109 rec.), vs. Cincinnati, 1/22/22 (L)

100-YARD RUSHER AND 300-YARD PASSER IN A GAME

By Titans/Oilers—Never Happened

By Opponents—Lamar Jackson (143 rush. and 365 pass.), at Baltimore, 1/11/20 (W)

TWO 100-YARD RUSHERS IN A GAME

By Titans/Oilers—Never Happened

By Opponents—Hewritt Dixon (144 yards) and Pete Banaszak (116 yards) at Oakland, 12/31/67 (L)

TWO 100-YARD RECEIVERS IN A GAME

By Titans—Never in Titans era (since 1999)

By Oilers—Mike Barber (112 yards) and Ken Burrough (103 yards) at Miami, 12/24/78 (W)

By Opponents—Chris Chambers (121 yards) and Vincent Jackson (114 yards) at San Diego, 1/6/08 (L)

INDIVIDUAL DEFENSE (PLAYOFFS)

INTERCEPTION RETURNED FOR TOUCHDOWN

By Titans—Logan Ryan (9 yards) at New England, 1/4/20 (W)

By Opponents—Will Demps (56 yards), at Baltimore, 1/3/04 (W)

FUMBLE RETURNED FOR TOUCHDOWN

By Titans/Oilers—Never Happened

By Opponents—Never Happened

SAFETY SCORED

By Titans—Josh Evans and Jason Fisk (sacked Mark Brunell), at Jacksonville, 1/23/00 (W)

By Opponents—Dan Pastorini ran out of the End Zone, at Miami, 12/24/78 (W)

THREE INTERCEPTIONS

By Titans—Never in Titans era (since 1999)

By Oilers—Vernon Perry (4*) at San Diego, 12/29/79 (W)

By Opponents—Never Happened

TWO INTERCEPTIONS

By Titans—Never in Titans era (since 1999)

By Oilers—Bubba McDowell vs. N.Y. Jets, 12/29/91 (W)

By Opponents—Johnny Robinson vs. Dallas Texans, 12/23/62 (L)

THREE SACKS

By Titans—Jeffery Simmons vs. Cincinnati, 1/22/22 (L)

By Opponents—Willie McGinest at New England, 1/10/04 (L)

LAST TIME IN A SEASON THE TITANS ...

TEAM OFFENSE

- Ranked 1st in Overall Offense — 1990
- Ranked 1st in Rushing Offense — 1967 (AFL)
- Ranked 1st in Passing Offense — 1992

TEAM DEFENSE

- Ranked 1st in Overall Defense — 2000
- Ranked 1st in Rushing Defense — 2022
- Ranked 1st in Passing Defense — 2000

GAMES WON (REGULAR SEASON)

- 10 Wins — 2021 (12-5)
- 11 Wins — 2021 (12-5)
- 12 Wins — 2021 (12-5)
- 13 Wins — 2008 (13-3)

ADVANCED IN PLAYOFFS

- Wild Card Round — 2021
- Divisional Round — 2021
- Conference Championship — 2019
- Super Bowl — 1999

RUSHING

- 1,000 Yards — Derrick Henry (1,538), 2022
- 1,500 Yards — Derrick Henry (1,538), 2022
- 2,000 Yards — Derrick Henry (2,027), 2020
- 300 Attempts — Derrick Henry (349), 2022
- 400 Attempts — Eddie George (403), 2000
- 10 Touchdowns — Derrick Henry (13), 2022
- 15 Touchdowns — Derrick Henry (17), 2020

PASSING

- 3,000 Yards — Ryan Tannehill (3,734), 2021
- 3,500 Yards — Ryan Tannehill (3,734), 2021
- 4,000 Yards — Warren Moon (4,690), 1991
- 400 Attempts — Ryan Tannehill (531), 2021
- 500 Attempts — Ryan Tannehill (531), 2021
- 600 Attempts — Warren Moon (655), 1991
- 20 Touchdowns — Ryan Tannehill (21), 2021
- 30 Touchdowns — Ryan Tannehill (33), 2020
- 90.0 Passer Rating — Ryan Tannehill (94.6), 2022
- 100.0 Passer Rating — Ryan Tannehill (106.5), 2020

RECEIVING

- 80 Receptions — Delanie Walker (94), 2015
- 90 Receptions — Delanie Walker (94), 2015
- 100 Receptions — Haywood Jeffires (100), 1991
- 1,000 Yards — A.J. Brown (1,075), 2020
- 1,500 Yards — Charlie Hennigan (1,546), 1964
- 10 Touchdowns — A.J. Brown (11), 2020
- 15 Touchdowns — Bill Groman (17), 1961

SCORING

- 100 Points — Randy Bullock (120), 2021
- 110 Points — Randy Bullock (120), 2021
- 120 Points — Randy Bullock (120), 2021
- 130 Points — Ryan Succop (136), 2017
- 30 Field Goals — Ryan Succop (35), 2017
- 35 Field Goals — Ryan Succop (35), 2017
- 10 Touchdowns — Derrick Henry (13), 2022
- 15 Touchdowns — Derrick Henry (17), 2020

DEFENSE

- 7 Interceptions — Kevin Byard (8), 2017
- 8 Interceptions — Kevin Byard (8), 2017
- 9 Interceptions — Mike Reinfeldt (12), 1979
- 10 Interceptions — Mike Reinfeldt (12), 1979
- 10 Sacks — Harold Landry III (12), 2021
- 12 Sacks — Harold Landry III (12), 2021
- 14 Sacks — Jevon Kearse (14.5), 1999
- 150 Tackles — Wesley Woodyard (172), 2017
- 175 Tackles — Keith Bulluck (180), 2002
- 200 Tackles — Gregg Bingham (212), 1980

TITANS RECORDS AT A GLANCE

Team record holders in major statistical categories

SCORING

- Points (Game) — 30 by Billy Cannon (5 TDs) at N.Y. Titans, 12/10/61
- Points (Season) — 136 by Al Del Greco, 1998; by Ryan Succop, 2017
- Points (Career) — 1,060 by Al Del Greco, 1991-00
- Touchdowns (Game) — 5 by Billy Cannon at N.Y. Titans, 12/10/61
- Touchdowns (Season) — 19 by Earl Campbell, 1979
- Touchdowns (Career) — 87 by Derrick Henry, 2016-23
- Field Goals (Game) — 8 by Rob Bironas at Hou., 10/21/07
- Field Goals (Season) — 36 by Al Del Greco, 1998
- Field Goals (Career) — 246 by Al Del Greco, 1991-00

RUSHING

- Rushing Yards (Game) — 250 by Derrick Henry at Hou., 1/3/21
- Rushing Yards (Season) — 2,027 by Derrick Henry, 2020
- Rushing Yards (Career) — 10,009 by Eddie George, 1996-03
- Rushing Touchdowns (Game) — 4 by Earl Campbell vs. Mia., 11/20/78; Lorenzo White vs. Cle., 12/9/90; Derrick Henry vs. Jax, 12/6/18
- Rushing Touchdowns (Season) — 19 by Earl Campbell, 1979
- Rushing Touchdowns (Career) — 84 by Derrick Henry, 2016-23

PASSING

- Passing Yards (Game) — 527 by Warren Moon at K.C., 12/16/90
- Passing Yards (Season) — 4,690 by Warren Moon, 1991
- Passing Yards (Career) — 33,685 by Warren Moon, 1984-93
- Passing Touchdowns (Game) — 7 by George Blanda vs. N.Y. Titans, 11/19/61
- Passing Touchdowns (Season) — 36 by George Blanda, 1961
- Passing Touchdowns (Career) — 196 by Warren Moon, 1984-93
- Passer Rating (Game) — 158.3 by Chris Chandler at Cin., 9/24/95
- Passer Rating (Season) — 117.5 by Ryan Tannehill, 2019
- Passer Rating (Career) — 98.0 by Ryan Tannehill, 2019-23

RECEIVING

- Receptions (Game) — 13 (three times, last by Drew Bennett at Oak., 12/19/04)
- Receptions (Season) — 101 by Charlie Hennigan, 1964
- Receptions (Career) — 542 by Ernest Givins, 1986-94
- Receiving Yards (Game) — 272 by Charlie Hennigan at Bos., 10/13/61
- Receiving Yards (Season) — 1,746 by Charlie Hennigan, 1961
- Receiving Yards (Career) — 7,935 by Ernest Givins, 1986-94
- Receiving Touchdowns (Game) — 3 (18 times, last by DeAndre Hopkins vs. Atl., 10/29/23)
- Receiving Touchdowns (Season) — 17 by Bill Groman, 1961
- Receiving Touchdowns (Career) — 51 by Charlie Hennigan, 1960-66

PUNTING

- Punts (Game) — 11 (twice by Rich Camarillo, last at Pit., 12/3/95)
- Punts (Season) — 96 by Rich Camarillo, 1994
- Punts (Career) — 923 by Brett Kern, 2009-21

PUNT RETURNS

- Punt Return Yards (Game) — 160 by Darius Reynaud vs. Jax., 12/30/12
- Punt Return Average (Season) — 15.4 by Billy Johnson, 1977
- Punt Return Average (Career) — 13.2 by Billy Johnson, 1974-80

KICKOFF RETURNS

- Kickoff Return Yards (Game) — 240 by Bobby Jancik at Oak., 12/22/63
- Kickoff Return Average (Season) — 31.7 by Darius Jennings, 2018
- Kickoff Return Average (Career) — 26.5 by Bobby Jancik, 1962-67

INTERCEPTIONS

- Interceptions (Game) — 3 (nine times, last by Kevin Byard at Cle., 10/22/17)
- Interceptions (Season) — 12 by Freddy Glick, 1963; by Mike Reinfeldt, 1979
- Interceptions (Career) — 45 by Jim Norton, 1960-68

SACKS

- Sacks (Game) — 4 (five times, last by William Fuller vs. Pit., 11/28/93)
- Sacks (Season) — 17 by Elvin Bethea, 1973
- Sacks (Career) — 105 by Elvin Bethea, 1968-83

TENNESSEE TITANS 2023 PARTICIPATION CHART

| Player | 9/10 | 9/17 | 9/24 | 10/1 | 10/8 | 10/15 | 10/29 | 11/2 | 11/12 | 11/19 | 11/26 | 12/3 | 12/11 | 12/17 | 12/24 | 12/31 | 1/6-7 | Season Totals | | | |
|------------------------|------|------|------|------|------|-------|-------|------|-------|-------|-------|------|-------|-------|-------|-------|-------|---------------|----|-----|----|
| | @NO | LAC | @Cle | Cin | @Ind | Bal | Atl | @Pit | @TB | @Jax | Car | Ind | @Mia | Hou | Sea | @Hou | Jax | GP | GS | DNP | IA |
| Al-Shaair, Azeez | LB | LB | LB | LB | LB | LB | LB | LB | LB | LB | LB | | | | | | | 11 | 11 | 0 | 0 |
| Autry, Denico | DL | DL | P | DL | DL | DL | DL | DL | DL | P | DL | | | | | | | 11 | 9 | 0 | 0 |
| Avery, Tre | IA | P | P | P | P | P | P | P | P | P | P | | | | | | | 10 | 0 | 0 | 1 |
| Blacklock, Ross | X | X | X | X | X | X | X | X | X | PS | P | | | | | | | 1 | 0 | 0 | 0 |
| Brewer, Aaron | C | C | C | C | C | C | C | C | C | C | C | | | | | | | 11 | 11 | 0 | 0 |
| Brown, Mike | P | P | P | IR | IR | IR | IR | IR | IR | P | P | | | | | | | 5 | 0 | 0 | 0 |
| Brown, Shakel | IR | IR | IR | IR | IR | IR | IR | IR | IR | IR | IR | | | | | | | 0 | 0 | 0 | 0 |
| Brunskill, Daniel | RG | RG | RG | RG | RG | RG | RG | RG | IA | RG | RG | | | | | | | 10 | 10 | 0 | 1 |
| Burks, Treyton | WR | WR | WR | IA | IA | IA | WR | WR | IA | IA | IA | | | | | | | 5 | 5 | 0 | 6 |
| Byard, Kevin | S | S | S | S | S | S | X | X | X | X | X | | | | | | | 5 | 5 | 0 | 0 |
| Campbell, Chance | PS | PS | P | P | P | P | X | PS | DNP | IR | IR | | | | | | | 4 | 0 | 1 | 0 |
| Carter, Shyheim | PS | PS | PS | P | PS | P | X | PS | PS | PS | PS | | | | | | | 2 | 0 | 0 | 0 |
| Chestnut, Julius | P | P | P | IR | IR | IR | IR | IR | IR | IR | IR | | | | | | | 3 | 0 | 0 | 0 |
| Cox, Morgan | P | P | P | P | P | P | P | P | P | P | P | | | | | | | 11 | 0 | 0 | 0 |
| Cruikshank, Dane | X | X | X | PS | P | P | PS | PS | X | X | X | | | | | | | 2 | 0 | 0 | 0 |
| Davidson, Marlon | X | X | X | X | X | X | PS | PS | PS | PS | PS | | | | | | | 0 | 0 | 0 | 0 |
| Dillard, Andre | LT | LT | LT | LT | LT | LT | P | LT | LT | IA | P | | | | | | | 10 | 8 | 0 | 1 |
| Dowell, Colton | IA | IA | IA | P | P | P | IA | IA | IA | P | P | | | | | | | 5 | 0 | 0 | 6 |
| Duncan, Jaelyn | IA | P | IA | IA | IA | IA | IA | P | P | P | LT | | | | | | | 5 | 1 | 0 | 6 |
| Dwumfour, Michael | PS | PS | X | X | X | X | X | X | X | X | X | | | | | | | 0 | 0 | 0 | 0 |
| Edmunds, Terrell | X | X | X | X | X | X | P | S | P | P | IA | | | | | | | 4 | 1 | 0 | 1 |
| Farley, Caleb | PUP | PUP | PUP | PUP | PUP | PUP | PUP | PUP | PUP | PUP | PUP | | | | | | | 0 | 0 | 0 | 0 |
| Folk, Nick | P | P | P | P | P | P | P | P | P | P | P | | | | | | | 11 | 0 | 0 | 0 |
| Fulton, Kristian | CB | IA | CB | CB | CB | CB | CB | CB | CB | CB | CB | | | | | | | 10 | 10 | 0 | 1 |
| Garror, Eric | PS | P | PS | PS | PS | PS | DB | P | P | P | P | | | | | | | 6 | 1 | 0 | 0 |
| Gibbens, Jack | LB | LB | LB | LB | LB | LB | LB | LB | LB | P | LB | | | | | | | 11 | 10 | 0 | 0 |
| Gifford, Luke | P | P | OLB | IA | IA | IA | P | P | P | P | P | | | | | | | 8 | 1 | 0 | 3 |
| Gipson, Trevis | P | IA | IA | P | P | P | P | P | P | IA | IA | | | | | | | 7 | 0 | 0 | 4 |
| Gowan, Tay | X | X | X | X | X | PS | PS | PS | PS | PS | PS | | | | | | | 0 | 0 | 0 | 0 |
| Harrison, Tre'Shaun | PS | PS | PS | PS | PS | PS | PS | PS | PS | PS | PS | | | | | | | 0 | 0 | 0 | 0 |
| Haskins, Hassan | EX | EX | IR | IR | IR | IR | IR | IR | IR | IR | IR | | | | | | | 0 | 0 | 0 | 0 |
| Henry, Derrick | RB | RB | RB | RB | RB | RB | RB | RB | RB | RB | RB | | | | | | | 11 | 11 | 0 | 0 |
| Hooker, Amani | S | IA | S | S | S | S | S | S | S | S | S | | | | | | | 10 | 10 | 0 | 1 |
| Hopkins, DeAndre | WR | WR | WR | WR | WR | WR | WR | WR | WR | WR | WR | | | | | | | 11 | 11 | 0 | 0 |
| Hubbard, Chris | RT | RT | RT | RT | RT | RT | RT | IA | RT | RT | IR | | | | | | | 9 | 9 | 0 | 1 |
| Jackson, Kearis | P | P | IR | IR | IR | IR | IR | IR | IR | IR | IR | | | | | | | 2 | 0 | 0 | 0 |
| Jackson, Matthew | P | P | P | P | P | P | P | P | P | X | PS | | | | | | | 9 | 0 | 0 | 0 |
| Johnson, Jaleel | X | X | P | PS | P | P | P | IA | P | P | X | | | | | | | 6 | 0 | 0 | 1 |
| Jones, Joe | X | X | X | X | X | X | P | PS | PS | P | P | | | | | | | 3 | 0 | 0 | 0 |
| Jones, Naquan | P | P | P | P | P | NT | P | P | X | X | X | | | | | | | 8 | 1 | 0 | 0 |
| Kendall, Anthony | P | P | P | P | P | P | P | P | P | P | P | | | | | | | 11 | 0 | 0 | 0 |
| Key, Arden | P | P | OLB | P | P | P | OLB | OLB | P | OLB | P | | | | | | | 11 | 4 | 0 | 0 |
| Kinsey, Mason | PS | PS | P | P | PS | PS | PS | PS | PS | PS | PS | | | | | | | 2 | 0 | 0 | 0 |
| Landry III, Harold | OLB | OLB | P | OLB | OLB | OLB | P | P | OLB | OLB | OLB | | | | | | | 11 | 8 | 0 | 0 |
| Levin, Corey | DNP | P | P | P | P | P | P | P | P | P | P | | | | | | | 10 | 0 | 1 | 0 |
| Levis, Will | IA | IA | IA | IA | IA | IA | QB | QB | QB | QB | QB | | | | | | | 5 | 5 | 0 | 6 |
| Mack, Alizé | IR | X | X | X | X | X | X | X | X | X | X | | | | | | | 0 | 0 | 0 | 0 |
| Marsh, Armani | PS | PS | PS | PS | PS | X | X | X | X | X | X | | | | | | | 0 | 0 | 0 | 0 |
| McCreary, Roger | P | CB | P | CB | CB | CB | CB | IA | IA | CB | CB | | | | | | | 9 | 6 | 0 | 2 |
| McLendon Jr., TK | PS | PS | PS | PS | PS | PS | PS | PS | P | P | DE | | | | | | | 3 | 1 | 0 | 0 |
| Molden, Elijah | P | S | P | IA | P | IA | S | DB | S | DB | P | | | | | | | 9 | 5 | 0 | 2 |
| Moore, Chris | P | P | P | WR | WR | WR | P | P | P | P | WR | | | | | | | 11 | 4 | 0 | 0 |
| Murphy, Caleb | IA | IA | IA | P | IA | IA | IA | IA | IA | IA | IA | | | | | | | 1 | 0 | 0 | 10 |
| Murphy-Bunting, Sean | CB | CB | CB | CB | CB | CB | CB | CB | IA | IA | CB | | | | | | | 9 | 9 | 0 | 2 |
| Murray, Justin | P | PS | P | P | P | X | X | X | X | X | X | | | | | | | 4 | 0 | 0 | 0 |
| Newman, Xavier | DNP | LG | P | P | X | X | X | X | X | X | X | | | | | | | 3 | 1 | 1 | 0 |
| Odukoya, Thomas | PS | PS | PS | PS | PS | PS | PS | PS | PS | PS | PS | | | | | | | 0 | 0 | 0 | 0 |
| Ojukwu, John | PS | PS | PS | PS | PS | PS | PS | PS | PS | PS | PS | | | | | | | 0 | 0 | 0 | 0 |
| Okonkwo, Chig | TE | TE | TE | P | TE | P | TE | TE | TE | P | P | | | | | | | 11 | 7 | 0 | 0 |
| Patrick, Jacques | X | PS | PS | PS | PS | PS | X | X | X | X | X | | | | | | | 0 | 0 | 0 | 0 |
| Peevy, Jayden | IA | P | PS | PS | PS | X | X | X | X | X | X | | | | | | | 1 | 0 | 0 | 1 |
| Peko, Kyle | DT | DT | DT | P | DT | DE | DT | DT | DT | DT | DT | | | | | | | 11 | 9 | 0 | 0 |
| Petit-Frere, Nicholas | SUS | SUS | SUS | SUS | EX | P | LT | RT | IR | IR | IR | | | | | | | 3 | 2 | 0 | 0 |
| Philips, Kyle | IR | IR | IR | IR | P | P | P | P | P | P | P | | | | | | | 7 | 0 | 0 | 0 |
| Rader, Kevin | PS | PS | PS | P | P | P | P | P | P | P | P | | | | | | | 8 | 0 | 0 | 0 |
| Radunz, Dillon | IA | P | LG | LG | P | P | P | P | RG | LT | RT | | | | | | | 10 | 5 | 0 | 1 |
| Reese IV, Otis | P | P | X | PS | PS | PS | PS | PS | IR | PS | PS | | | | | | | 2 | 0 | 0 | 0 |
| Rice, Monty | P | P | P | P | P | P | P | P | P | P | P | | | | | | | 11 | 0 | 0 | 0 |
| Roos, Jordan | PS | X | X | X | X | X | X | X | X | X | X | | | | | | | 0 | 0 | 0 | 0 |
| Rupcich, Andrew | PS | PS | PS | PS | PS | PS | PS | PS | P | P | PS | | | | | | | 2 | 0 | 0 | 0 |
| Rush, Thomas | PS | PS | PS | PS | PS | PS | PS | PS | PS | PS | PS | | | | | | | 0 | 0 | 0 | 0 |
| Shelvin, Tyler | IR | X | X | X | X | X | X | X | X | X | X | | | | | | | 0 | 0 | 0 | 0 |
| Simmons, Jeffery | DT | DT | DT | DT | DT | DT | DT | DT | DT | DT | DT | | | | | | | 11 | 11 | 0 | 0 |
| Simmons, Lachavious | X | X | X | X | X | X | X | X | PS | PS | PS | | | | | | | 0 | 0 | 0 | 0 |
| Skoronski, Peter | LG | IA | IA | IA | LG | LG | LG | LG | LG | LG | LG | | | | | | | 8 | 8 | 0 | 3 |
| Smith, Shi | X | X | X | PS | PS | PS | PS | PS | PS | PS | PS | | | | | | | 0 | 0 | 0 | 0 |
| Spears, Tyjae | P | P | P | P | P | P | P | P | P | P | P | | | | | | | 11 | 0 | 0 | 0 |
| Stallworth, Taylor | X | X | X | X | X | P | IR | IR | IR | X | X | | | | | | | 1 | 0 | 0 | 0 |
| Stonehouse, Ryan | P | P | P | P | P | P | P | P | P | P | P | | | | | | | 11 | 0 | 0 | 0 |
| Tannehill, Ryan | QB | QB | QB | QB | QB | QB | IA | IA | IA | DNP | DNP | | | | | | | 6 | 6 | 2 | 3 |
| Tart, Teair | NT | NT | NT | NT | IA | IA | P | P | NT | NT | DT | | | | | | | 9 | 7 | 0 | 2 |
| Thompson, Josh | X | X | X | X | X | X | X | X | PS | PS | PS | | | | | | | 0 | 0 | 0 | 0 |
| Throckmorton, Calvin | X | X | X | X | X | X | X | X | X | IA | P | | | | | | | 1 | 0 | 0 | 1 |
| Vildor, Kindle | P | DNP | IA | DNP | P | X | X | X | X | X | X | | | | | | | 2 | 0 | 2 | 1 |
| Wallace, K'Von | X | X | X | X | X | X | P | P | P | S | S | | | | | | | 5 | 2 | 0 | 0 |
| Ward, Jonathan | X | X | X | X | X | X | P | P | P | X | PS | | | | | | | 3 | 0 | 0 | 0 |
| Weaver, Rashad | P | P | P | P | P | P | IA | P | IA | P | P | | | | | | | 9 | 0 | 0 | 2 |
| Wesco, Trevon | TE | P | TE | TE | P | TE | TE | P | TE | TE | TE | | | | | | | 11 | 8 | 0 | 0 |
| Westbrook-Ikhine, Nick | P | WR | P | WR | WR | WR | P | P | P | WR | WR | | | | | | | 11 | 6 | 0 | 0 |
| Whyte, Josh | P | P | P | P | TE | P | IA | P | TE | TE | P | | | | | | | 10 | 3 | 0 | 1 |
| Willis, Malik | DNP | DNP | P | DNP | DNP | P | P | DNP | DNP | IA | IA | | | | | | | 3 | 0 | 6 | 2 |
| York, Cade | PS | PS | PS | PS | PS | PS | PS | PS | X | X | X | | | | | | | 0 | 0 | 0 | 0 |

Starters indicated by position (QB, RB, ILB, etc.); P = played but did not start; DNP = active but did not play; IA = inactive for game; PS = practice squad; PS-I = practice squad injured; P/SUS = practice squad/suspended; X = not on roster; IR = injured reserve; SUS = reserve/suspended; NFI = non-football illness; PUP = physically unable to perform; EX = exempt

GAME PREVIEW

TEAM NOTES

PLAYER NOTES

MEDIA

2023 TENNESSEE TITANS TRANSACTIONS

January 2

Placed on injured reserve – **DB ANDREW ADAMS**

Signed – **S MIKE BROWN** from the Cleveland Browns practice squad

Signed to the practice squad – **DB NATE MEADORS**

January 3

Signed to the practice squad – **DT CURTIS BROOKS, CB SHYHEIM CARTER, OLB SAM OKUAYINONU**

January 9

Relieved of their duties – offensive line coach **KEITH CARTER**, offensive coordinator **TODD DOWNING**, offensive skills assistant **ERIK FRAZIER** and secondary coach **ANTHONY MIDGET**

January 10

Signed to future contracts – **DT CURTIS BROOKS, CB SHYHEIM CARTER, OL ZACK JOHNSON, WR MASON KINSEY, OLB ZACH McCLOUD, TE THOMAS ODUKOYA, OLB SAM OKUAYINONU, DT JAYDEN PEEVY, WR REGGIE ROBERSON JR., OL ANDREW RUPCICH, K CALEB SHUDAK**

January 12

Signed to a future contract – **TE JUSTIN RIGG**

January 17

Signed to a future contract – **OL JOHN LEGLUE**

January 18

Hired – **RAN CARTHON** as the franchise's 14th general manager

January 23

Signed to a future contract – **NT TYLER SHELVIN**

February 7

Elevated to offensive coordinator – **TIM KELLY**

Elevated to offensive line coach – **JASON HOUGHTALING**

Hired as passing game coordinator/quarterbacks coach – **CHARLES LONDON**

Hired as defensive pass game coordinator/cornerbacks coach – **CHRIS HARRIS**

Hired as defensive quality control coach – **JUSTIN HAMILTON**

Hired as defensive quality control coach – **LORI LOCUST**

Moved to tight ends coach – **TONY DEWS**

Moved to pass game analyst – **PAT O'HARA**

Moved to run game analyst – **LUKE STECKEL**

February 21

Elevated to assistant director of sports performance – **BRIAN BELL**

Elevated to assistant head coach - defense/defensive line coach – **TERRELL WILLIAMS**

Elevated to director of football administration – **JOHN STREICHER**

Hired as run game coordinator/running backs coach – **JUSTIN OUTTEN**

February 22

Terminated vested veterans – **K RANDY BULLOCK, WR ROBERT WOODS**

Terminated vested veterans failed physical – **LB ZACH CUNNINGHAM, T TAYLOR LEWAN**

March 10

Terminated vested veteran failed physical – **C BEN JONES**

March 16

Terminated vested veteran – **OLB BUD DUPREE**

Signed as exclusive rights free agent – **DT NAQUAN JONES**

Signed as free agent – **WR NICK WESTBROOK-IKHINE**

March 20

Signed as unrestricted free agents – **LB AZEEZ AL-SHAAIR, OL DANIEL BRUNSKILL, T ANDRE DILLARD, LB LUKE GIFFORD, OLB ARDEN KEY**

March 21

Signed as unrestricted free agent – **CB SEAN MURPHY-BUNTING**

Hired as offensive line assistant – **MATT JONES**

Hired as special teams assistant – **ANTHONY LEVINE**

Hired as special teams assistant – **TOM QUINN**

March 31

Signed as unrestricted free agents – **C/G COREY LEVIN, TE TREVON WESCO**

April 4

Signed as restricted free agent – **G/C AARON BREWER**

April 17

Signed as unrestricted free agent – **LB BEN NIEMANN**

April 19

Signed as unrestricted free agent – **WR CHRIS MOORE**

April 27

Drafted – **OL PETER SKORONSKI** (first round, 11th overall)

April 28

Traded - a 2023 second-round pick (41st overall), a 2023 third-round pick (72nd overall) and a 2024 third-round pick to the Arizona Cardinals for their 2023 second-round pick

(33rd overall) and their 2023 third-round pick (81st overall)

Drafted – **QB WILL LEVIS** (second round, 33rd overall), **RB TYJAE SPEARS** (third round, 81st overall)

April 29

Drafted – **TE JOSH WHYLE** (fifth round, 147th overall), **OL JAELYN DUNCAN** (sixth round, 186th overall), **WR COLTON DOWELL** (seventh round, 228th overall)

May 12

Signed - fifth-round choice **TE JOSH WHYLE**, sixth-round choice **OL JAELYN DUNCAN** and seventh-round choice **WR COLTON DOWELL**

Signed undrafted free agents – **DT SHAKEL BROWN, WR JACOB COPELAND, WR TRE'SHAUN HARRISON, S MATTHEW HARRISON, CB STEVEN JONES JR., S TYREQUE JONES, CB ANTHONY KENDALL, RB CHUCK McCLELLAND, DE TK McLENDON JR., OLB CALEB MURPHY, T JOHN OJUKWU, LB OTIS REESE IV, OLB THOMAS RUSH and K TREY WOLFF**

May 15

Signed free agents – **DB ALONZO DAVIS, C JAMES EMPEY, DB ERIC GARROR, WR GAVIN HOLMES, WR KEARIS JACKSON and DB ARMANI MARSH**

May 18

Signed as free agent – **TE ALIZÉ MACK**

May 25

Signed - third-round choice **RB TYJAE SPEARS**

May 30

Signed - first-round choice **OL PETER SKORONSKI**

Signed as free agent – **DT JALEEL JOHNSON**

June 5

Signed as restricted free agent – **NT TEAIR TART**

July 20

Waived – **RB CHUCK McCLELLAND**

July 23

Signed – second-round choice **QB WILL LEVIS**

Declared physically unable to perform – **CB CALEB FARLEY, OL DILLON RADUNZ**

Declared non-football illness – **DB JOSH THOMPSON**

July 24

Signed as free agent – **WR DeANDRE HOPKINS**

July 26

Waived – **DT CURTIS BROOKS**

Signed as free agent – **S A.J. MOORE JR.**

July 28

Waived – **C JAMES EMPEY**

Signed as free agent – **OL CHRIS HUBBARD**

August 2

Waived – **WR JACOB COPELAND**

Signed as free agent – **C/G JIMMY MURRAY**

August 3

Terminated vested veteran – **OL JAMARCO JONES**

August 5

Signed as free agent – **OL JUSTIN MURRAY**

August 14

Passed physical – **DB JOSH THOMPSON**

Placed on injured reserve – **DT SHAKEL BROWN**

Waived – **CB CHRIS JACKSON**

Signed as free agents – **RB JACQUES PATRICK, DT KYLE PEKO**

August 16

Waived – **OLB ZACH McCLOUD**

Signed as free agent – **DT MICHAEL DWUMFOUR**

August 20

Terminated vested veteran – **S A.J. MOORE JR.**

August 21

Signed as free agent – **DT TREVON COLEY**

August 22

Waived – **K CALEB SHUDAK, K TREY WOLFF**

Signed as free agent – **K MICHAEL BADGLEY**

August 27

Terminated vested veteran – **K MICHAEL BADGLEY**

Waived – **DB ALONZO DAVIS, WR GAVIN HOLMES, OL ZACK JOHNSON, C/G JIMMY MURRAY, TE JUSTIN RIGG**

August 28

Waived injured – **TE ALIZÉ MACK, DB JOSH THOMPSON, RB JONATHAN WARD**

Passed physical – **OL DILLON RADUNZ**

Placed on injured reserve – **RB HASSAN HASKINS**

August 29

2023 TENNESSEE TITANS TRANSACTIONS

Terminated vested veterans – **DT TREVON COLEY**, **DT JALEEL JOHNSON**, **LB BEN NIEMANN**, **DT KYLE PEKO**, **TE KEVIN RADER**, **G JORDAN ROOS**

Waived – **LB CHANCE CAMPBELL**, **CB SHYHEIM CARTER**, **DT MICHAEL DWUMFOUR**, **DB ERIC GARROR**, **WR TRE'SHAUN HARRISON**, **CB STEVEN JONES JR.**, **S TYREQUE JONES**, **WR MASON KINSEY**, **OL JOHN LEGLUE**, **DB ARMANI MARSH**, **DE TK McLENDON JR.**, **WR RACEY McMATH**, **TE THOMAS ODUKOYA**, **T JOHN OJUKWU**, **OLB SAM OKUAYINONU**, **RB JACQUES PATRICK**, **WR REGGIE ROBERSON JR.**, **OL ANDREW RUPCICH**, **OLB THOMAS RUSH**

Waived injured – **NT TYLER SHELVIN**

Placed on reserve/physically unable to perform – **CB CALEB FARLEY**

Placed on Commissioner exempt list – **RB HASSAN HASKINS**

Placed on reserve/suspended by Commissioner – **OL NICHOLAS PETIT-FRERE**

Traded – a 2025 seventh-round pick to the New England Patriots for **K NICK FOLK**

August 30

Claimed – **CB KINDLE VILDOR** off waivers from the Chicago Bears

Terminated vested veteran – **C/G COREY LEVIN**

Signed to the practice squad – **LB CHANCE CAMPBELL**, **CB SHYHEIM CARTER**, **DT MICHAEL DWUMFOUR**, **DB ERIC GARROR**, **WR TRE'SHAUN HARRISON**, **WR MASON KINSEY**, **DB ARMANI MARSH**, **DE TK McLENDON JR.**, **TE THOMAS ODUKOYA**, **T JOHN OJUKWU**, **OLB SAM OKUAYINONU**, **DT KYLE PEKO**, **TE KEVIN RADER**, **G JORDAN ROOS**, **OL ANDREW RUPCICH**, **OLB THOMAS RUSH**

Waived with an injury settlement – **DB JOSH THOMPSON**, **RB JONATHAN WARD**

August 31

Placed on injured reserve – **WR KYLE PHILIPS**

Terminated vested veteran – **OL JUSTIN MURRAY**

Signed as free agents – **C/G COREY LEVIN**, **OLB TREVIS GIPSON**

Released from the practice squad – **OLB SAM OKUAYINONU**

Signed to the practice squad – **K CADE YORK**

September 4

Waived with an injury settlement – **TE ALIZÉ MACK**

September 7

Waived with an injury settlement – **NT TYLER SHELVIN**

September 9

Activated from the practice squad to the active roster standard elevation – **OL JUSTIN MURRAY**, **DT KYLE PEKO**

September 14

Released from the practice squad – **G JORDAN ROOS**

Released from the practice squad – **RB JACQUES PATRICK**

September 16

Activated from the practice squad to the active roster standard elevation – **CB ERIC GARROR**, **DT KYLE PEKO**

September 19

Waived – **DE JAYDEN PEEVY**

Signed to the active roster from the practice squad – **DT KYLE PEKO**

Released from the practice squad – **DT MICHAEL DWUMFOUR**

September 20

Signed to the practice squad – **DT JALEEL JOHNSON**

September 21

Signed to the practice squad – **DE JAYDEN PEEVY**

September 22

Waived – **LB OTIS REESE IV**

Placed on injured reserve – **WR KEARIS JACKSON**

Signed to the active roster from the practice squad – **LB CHANCE CAMPBELL**, **WR MASON KINSEY**

September 23

Reverted back to injured reserve from Commissioner exempt list – **RB HASSAN HASKINS**

Activated from the practice squad to the active roster standard elevation – **DT JALEEL JOHNSON**, **OL JUSTIN MURRAY**

September 25

Signed to the practice squad – **DB DANE CRUIKSHANK**

September 26

Placed on injured reserve – **S MIKE BROWN**, **RB JULIUS CHESTNUT**

Signed to the active roster from the practice squad – **OL JUSTIN MURRAY**

Signed to the practice squad – **LB OTIS REESE IV**, **WR SHI SMITH**

September 30

Activated from the practice squad to the active roster standard elevation – **DB SHYHEIM CARTER**, **TE KEVIN RADER**

October 2

Waived – **WR MASON KINSEY**, **C/G XAVIER NEWMAN**

Designated to return to practice – **WR KYLE PHILIPS**

October 4

Signed to the active roster from the practice squad – **TE KEVIN RADER**

Signed to the practice squad – **WR MASON KINSEY**

October 7

Activated from the practice squad to the active roster standard elevation – **DB DANE CRUIKSHANK**, **DT JALEEL JOHNSON**

Activated from injured reserve to the active roster – **WR KYLE PHILIPS**

October 9

Reinstated to active roster from Commissioner exempt list – **OL NICHOLAS PETIT-FRERE**

Released from the practice squad – **DB ARMANI MARSH**, **DE JAYDEN PEEVY**

Signed to the practice squad – **DB TAY GOWAN**, **DT TAYLOR STALLWORTH**

October 14

Waived – **CB KINDLE VILDOR**

Terminated vested veteran – **OL JUSTIN MURRAY**

Signed to the active roster from the practice squad – **DB SHYHEIM CARTER**, **DT TAYLOR STALLWORTH**

Activated from the practice squad to the active roster standard elevation – **DB DANE CRUIKSHANK**, **DT JALEEL JOHNSON**

October 24

Traded – **S KEVIN BYARD** to the Philadelphia Eagles for **S TERRELL EDMUNDS**, their 2024 fifth-round pick and their 2024 sixth-round pick

Released from the practice squad – **RB JACQUES PATRICK**

Signed to the practice squad – **LB JOE JONES**, **RB JONATHAN WARD**

October 25

Signed to the practice squad – **DT MARLON DAVIDSON**

Placed on injured reserve – **DT TAYLOR STALLWORTH**

Claimed – **S K'VON WALLACE** off waivers from the Arizona Cardinals

October 28

Waived – **LB CHANCE CAMPBELL**, **DB SHYHEIM CARTER**

Signed to the active roster from the practice squad – **DB ERIC GARROR**, **DT JALEEL JOHNSON**

Activated from the practice squad to the active roster standard elevation – **LB JOE JONES**, **RB JONATHAN WARD**

October 30

Designated to return to practice – **S MIKE BROWN**

Signed to the practice squad – **LB CHANCE CAMPBELL**, **DB SHYHEIM CARTER**

November 1

Activated from the practice squad to the active roster standard elevation – **RB JONATHAN WARD**

November 3

Practice squad **K CADE YORK** signed to the N.Y. Giants active roster

November 7

Waived – **DT NAQUAN JONES**

Released from the practice squad – **DB DANE CRUIKSHANK**

Signed to the practice squad – **OL LACHAVIOUS SIMMONS**, **DB JOSH THOMPSON**

November 11

Placed on injured reserve – **OL NICHOLAS PETIT-FRERE**

Signed to the active roster from the practice squad – **LB CHANCE CAMPBELL**, **RB JONATHAN WARD**

Activated from the practice squad to the active roster standard elevation – **DE TK McLENDON JR.**, **OL ANDREW RUPCICH**

November 14

Waived from injured reserve – **DT TAYLOR STALLWORTH**

November 15

Signed to the practice squad – **DT ROSS BLACKLOCK**

Placed on injured reserve – **LB CHANCE CAMPBELL**

Claimed – **OL CALVIN THROCKMORTON** off waivers from the Carolina Panthers

November 18

Waived – **DB MATTHEW JACKSON**, **RB JONATHAN WARD**

Activated from injured reserve to the active roster – **S MIKE BROWN**

Signed to the active roster from the practice squad – **DE TK McLENDON JR.**

Activated from the practice squad to the active roster standard elevation – **LB JOE JONES**, **OL ANDREW RUPCICH**

November 20

Signed to the practice squad – **DB MATTHEW JACKSON**, **RB JONATHAN WARD**

November 22

Waived – **DT JALEEL JOHNSON**

November 25

Placed on injured reserve – **OL CHRIS HUBBARD**

Activated from the practice squad to the active roster standard elevation – **DT ROSS BLACKLOCK**, **LB JOE JONES**

TENNESSEE TITANS UNOFFICIAL DEPTH CHART

OFFENSE

| | | | | | | |
|-----------|-----------|------------------------|-----------|-----------------------|-----------|----------------------|
| WR | 16 | Treyton Burks | 11 | Chris Moore | 18 | Kyle Philips |
| TE | 88 | Trevon Wesco | 86 | Kevin Rader | | |
| LT | 71 | Andre Dillard | <u>79</u> | <u>Jaelyn Duncan</u> | | |
| LG | <u>77</u> | <u>Peter Skoronski</u> | 75 | Dillon Radunz | | |
| C | 55 | Aaron Brewer | 62 | Corey Levin | | |
| RG | 60 | Daniel Brunskill | 72 | Calvin Throckmorton | | |
| RT | 75 | Dillon Radunz | <u>79</u> | <u>Jaelyn Duncan</u> | | |
| TE | 85 | Chig Okonkwo | <u>81</u> | <u>Josh Whyte</u> | | |
| WR | 10 | DeAndre Hopkins | 15 | Nick Westbrook-Ikhine | <u>14</u> | <u>Colton Dowell</u> |
| QB | <u>8</u> | <u>Will Levis</u> | 17 | Ryan Tannehill | 7 | Malik Willis |
| RB | 22 | Derrick Henry | <u>32</u> | <u>Tyjae Spears</u> | | |

DEFENSE

| | | | | | | |
|------------|----|---------------------|-----------|------------------------|-----------|------------------------|
| DE | 96 | Denico Autry | <u>69</u> | <u>TK McLendon Jr.</u> | | |
| NT | 93 | Teair Tart | 95 | Kyle Peko | | |
| DT | 98 | Jeffery Simmons | | | | |
| OLB | 49 | Arden Key | 99 | Rashad Weaver | <u>42</u> | <u>Caleb Murphy</u> |
| ILB | 2 | Azeez Al-Shaair | 57 | Luke Gifford | | |
| ILB | 50 | Jack Gibbens | 56 | Monty Rice | | |
| OLB | 58 | Harold Landry III | 51 | Trevis Gipson | | |
| CB | 0 | Sean Murphy-Bunting | 21 | Roger McCreary | <u>40</u> | <u>Anthony Kendall</u> |
| S | 24 | Elijah Molden | 38 | Terrell Edmunds | 44 | Mike Brown |
| S | 37 | Amani Hooker | 35 | K'Von Wallace | | |
| CB | 26 | Kristian Fulton | 23 | Tre Avery | <u>33</u> | <u>Eric Garror</u> |

SPECIAL TEAMS

| | | | | |
|------------|-----------|---------------------|----|-----------------|
| K | 6 | Nick Folk | 4 | Ryan Stonehouse |
| KO | 6 | Nick Folk | 4 | Ryan Stonehouse |
| P | 4 | Ryan Stonehouse | 6 | Nick Folk |
| H | 4 | Ryan Stonehouse | 17 | Ryan Tannehill |
| PR | <u>33</u> | <u>Eric Garror</u> | 18 | Kyle Philips |
| KOR | <u>32</u> | <u>Tyjae Spears</u> | 11 | Chris Moore |
| LS | 46 | Morgan Cox | 50 | Jack Gibbens |

Rookies are underlined

As of Nov. 26, 2023

TITANS PRONUNCIATION GUIDE

AZEEZ AL-SHAAIR (uh-ZEEZ al-SHY-er); **TREYLON Burks** (TRAY-lin); **Eric GARROR** (GAIR-er); **Chig OKONKWO** (oh-KAHN-kwoh); **Kyle PEKO** (PECK-oh); **Nicholas PETIT-FRERE** (puh-TEET FRAIR); **Dillon RADUNZ** (RAY-dinz); **Peter SKORONSKI** (skuh-RON-ski); **TYJAE Spears** (TAH-zhay); **Ryan TANNERHILL** (TAN-uh-hill); **TEAIR Tart** (tee-AIR); **Nick Westbrook-IKHINE** (uh-KEEN-ay); **Josh WHYLE** (WHY-lee)

HOW THE TENNESSEE TITANS WERE BUILT

| YEAR | DRAFTEES (20) | FREE AGENTS (25) | TRADES/WAIVERS (6) |
|-------------|---|--|--|
| 2023 | OL Peter Skoronski (1) QB Will Levis (2) RB Tyjae Spears (3) TE Josh Whyle (5) OL Jaelyn Duncan (6) WR Colton Dowell (7) | LB Azeez Al-Shaair (UFA-SF) OL Daniel Brunskill (UFA-SF) T Andre Dillard (UFA-PHI) LB Luke Gifford (UFA-DAL) OLB Arden Key (UFA-JAX) CB Sean Murphy-Bunting (UFA-TB) TE Trevon Wesco (UFA-CHI) WR Chris Moore (UFA-HOU) DB Eric Garror (FA) CB Anthony Kendall (FA) OLB Caleb Murphy (FA) DE TK McLendon Jr. (FA) WR DeAndre Hopkins (FA) DT Kyle Peko (FA) OLB Trevis Gipson (FA) | K Nick Folk (T-NE) S Terrell Edmunds (T-PHI) S K'Von Wallace (W-ARI) OL Calvin Throckmorton (W-CAR) |
| 2022 | WR Trelon Burks (1) CB Roger McCreary (2) QB Malik Willis (3b) TE Chig Okonkwo (4b) WR Kyle Philips (5) | CB Tre Avery (FA) LB Jack Gibbens (FA) P Ryan Stonehouse (FA) S Mike Brown (FA) TE Kevin Rader (FA) | |
| 2021 | OL Dillon Radunz (2) LB Monty Rice (3a) DB Elijah Molden (3b) OLB Rashad Weaver (4b) | DL Denico Autry (UFA-IND) LS Morgan Cox (UFA-BAL) | C/G Corey Levin (W-NYJ) |
| 2020 | CB Kristian Fulton (2) | G/C Aaron Brewer (FA) DT Teair Tart (FA) WR Nick Westbrook-Ikhine (FA) | |
| 2019 | DT Jeffery Simmons (1) S Amani Hooker (4) | | QB Ryan Tannehill (T-MIA) |
| 2018 | OLB Harold Landry III (2) | | |
| 2016 | RB Derrick Henry (2c) | | |

As of Nov. 26, 2023

TENNESSEE TITANS POSITIONAL ROSTER - OFFENSE

QUARTERBACKS (3)

| | | | | | | | | | |
|----|-----------------|----|-----|-----|---------|----|-----------|-------------------|-------------|
| 8 | Levis, Will | QB | 6-4 | 229 | 6/27/99 | R | Kentucky | Madison, Conn. | D2-'23 |
| 17 | Tannehill, Ryan | QB | 6-4 | 217 | 7/27/88 | 12 | Texas A&M | Big Spring, Texas | T (MIA)-'19 |
| 7 | Willis, Malik | QB | 6-1 | 219 | 5/25/99 | 2 | Liberty | Atlanta, Ga. | D3b-'22 |

RUNNING BACKS (2)

| | | | | | | | | | |
|----|----------------|----|------|-----|---------|---|---------|------------------|---------|
| 22 | Henry, Derrick | RB | 6-3 | 247 | 1/4/94 | 8 | Alabama | Yulee, Fla. | D2c-'16 |
| 32 | Spears, Tyjae | RB | 5-11 | 195 | 6/15/01 | R | Tulane | Ponchatoula, La. | D3-'23 |

WIDE RECEIVERS (6)

| | | | | | | | | | |
|----|------------------------|----|------|-----|---------|----|------------------|--------------------|---------------|
| 16 | Burks, Treyton | WR | 6-2 | 225 | 3/23/00 | 2 | Arkansas | Warren, Ark. | D1-'22 |
| 14 | Dowell, Colton | WR | 6-3 | 212 | 4/19/99 | R | Tennessee-Martin | Lebanon, Tenn. | D7-'23 |
| 10 | Hopkins, DeAndre | WR | 6-1 | 212 | 6/6/92 | 11 | Clemson | Central, S.C. | FA-'23 |
| 11 | Moore, Chris | WR | 6-1 | 200 | 6/16/93 | 8 | Cincinnati | Tampa, Fla. | UFA (HOU)-'23 |
| 18 | Philips, Kyle | WR | 5-11 | 189 | 6/17/99 | 2 | UCLA | San Marcos, Calif. | D5-'22 |
| 15 | Westbrook-Ikhine, Nick | WR | 6-2 | 211 | 3/21/97 | 4 | Indiana | Lake Mary, Fla. | FA-'20 |

TIGHT ENDS (4)

| | | | | | | | | | |
|----|---------------|----|-----|-----|---------|---|------------------|---------------------|---------------|
| 85 | Okonkwo, Chig | TE | 6-3 | 238 | 9/8/99 | 2 | Maryland | Powder Springs, Ga. | D4b-'22 |
| 86 | Rader, Kevin | TE | 6-4 | 250 | 4/26/95 | 3 | Youngstown State | Pittsburgh, Pa. | FA-'22 |
| 88 | Wesco, Trevon | TE | 6-3 | 267 | 9/12/95 | 5 | West Virginia | Martinsburg, W.Va. | UFA (CHI)-'23 |
| 81 | Whyle, Josh | TE | 6-7 | 248 | 9/8/99 | R | Cincinnati | Cincinnati, Ohio | D5-'23 |

CENTERS (2)

| | | | | | | | | | |
|----|---------------|-----|-----|-----|----------|---|-------------|---------------|--------|
| 55 | Brewer, Aaron | G/C | 6-1 | 295 | 10/28/97 | 4 | Texas State | Dallas, Texas | FA-'20 |
| 62 | Levin, Corey | C/G | 6-4 | 307 | 8/12/94 | 5 | Chattanooga | Dacula, Ga. | FA-'21 |

GUARDS (3)

| | | | | | | | | | |
|----|----------------------|----|-----|-----|---------|---|-----------------|-----------------------|--------------|
| 60 | Brunskill, Daniel | OL | 6-5 | 300 | 1/27/94 | 5 | San Diego State | Valley Center, Calif. | UFA (SF)-'23 |
| 77 | Skoronski, Peter | OL | 6-4 | 313 | 7/31/01 | R | Northwestern | Park Ridge, Ill. | D1-'23 |
| 72 | Throckmorton, Calvin | OL | 6-5 | 311 | 8/16/96 | 3 | Oregon | Bellevue, Wash. | W (CAR)-'23 |

TACKLES (3)

| | | | | | | | | | |
|----|----------------|----|-----|-----|---------|---|--------------------|---------------------|---------------|
| 71 | Dillard, Andre | T | 6-5 | 315 | 10/3/95 | 5 | Washington State | Woodinville, Wash. | UFA (PHI)-'23 |
| 79 | Duncan, Jaelyn | OL | 6-6 | 306 | 7/8/00 | R | Maryland | New Carrollton, Md. | D6-'23 |
| 75 | Radunz, Dillon | OL | 6-6 | 301 | 3/28/98 | 3 | North Dakota State | Becker, Minn. | D2-'21 |

LONG SNAPPER (1)

| | | | | | | | | | |
|----|-------------|----|-----|-----|---------|----|-----------|---------------------|---------------|
| 46 | Cox, Morgan | LS | 6-4 | 233 | 4/26/86 | 14 | Tennessee | Collierville, Tenn. | UFA (BAL)-'21 |
|----|-------------|----|-----|-----|---------|----|-----------|---------------------|---------------|

PLACEKICKERS (1)

| | | | | | | | | | |
|---|------------|---|-----|-----|---------|----|---------|----------------------|------------|
| 6 | Folk, Nick | K | 6-1 | 225 | 11/5/84 | 16 | Arizona | Sherman Oaks, Calif. | T (NE)-'23 |
|---|------------|---|-----|-----|---------|----|---------|----------------------|------------|

As of Nov. 26, 2023

TENNESSEE TITANS POSITIONAL ROSTER - DEFENSE

DEFENSIVE LINEMEN (5)

| | | | | | | | | | |
|----|------------------|----|-----|-----|---------|----|-----------------------|-------------------|---------------|
| 96 | Autry, Denico | DL | 6-5 | 285 | 7/15/90 | 10 | Mississippi State | Albemarle, N.C. | UFA (IND)-'21 |
| 69 | McLendon Jr., TK | DE | 6-4 | 275 | 2/27/99 | R | Eastern Kentucky | Soperton, Ga. | FA-'23 |
| 95 | Peko, Kyle | DT | 6-1 | 305 | 7/23/93 | 5 | Oregon State | La Habra, Calif. | FA-'23 |
| 98 | Simmons, Jeffery | DL | 6-4 | 305 | 7/28/97 | 5 | Mississippi State | Macon, Miss. | D1-'19 |
| 93 | Tart, Teair | DT | 6-2 | 304 | 2/28/97 | 4 | Florida International | Philadelphia, Pa. | FA-'20 |

LINEBACKERS (9)

| | | | | | | | | | |
|----|--------------------|-----|-----|-----|----------|---|------------------|-----------------------|---------------|
| 2 | Al-Shaair, Azeez | LB | 6-2 | 228 | 8/4/97 | 5 | Florida Atlantic | Tampa, Fla. | UFA (SF)-'23 |
| 50 | Gibbens, Jack | LB | 6-3 | 242 | 11/24/98 | 1 | Minnesota | Bulverde, Texas | FA-'22 |
| 57 | Gifford, Luke | LB | 6-3 | 243 | 8/28/95 | 5 | Nebraska | Lincoln, Neb. | UFA (DAL)-'23 |
| 51 | Gipson, Trevis | OLB | 6-4 | 263 | 6/13/97 | 4 | Tulsa | Cedar Hill, Texas | FA-'23 |
| 49 | Key, Arden | OLB | 6-5 | 240 | 5/3/96 | 6 | Louisiana State | Atlanta, Ga. | UFA (JAX)-'23 |
| 58 | Landry III, Harold | OLB | 6-2 | 252 | 6/5/96 | 6 | Boston College | Spring Lake, N.C. | D2-'18 |
| 42 | Murphy, Caleb | OLB | 6-3 | 254 | 12/15/99 | R | Ferris State | Dowagiac, Mich. | FA-'23 |
| 56 | Rice, Monty | LB | 6-0 | 233 | 1/8/99 | 3 | Georgia | Huntsville, Ala. | D3a-'21 |
| 99 | Weaver, Rashad | OLB | 6-4 | 259 | 11/10/97 | 3 | Pittsburgh | Fort Lauderdale, Fla. | D4b-'21 |

CORNERBACKS (6)

| | | | | | | | | | |
|----|----------------------|----|------|-----|----------|---|---------------------|-------------------|--------------|
| 23 | Avery, Tre | CB | 5-11 | 181 | 2/26/97 | 2 | Rutgers | Baltimore, Md. | FA-'22 |
| 26 | Fulton, Kristian | CB | 5-11 | 197 | 9/3/98 | 4 | Louisiana State | New Orleans, La. | D2-'20 |
| 33 | Garror, Eric | DB | 5-8 | 174 | 3/31/00 | R | Louisiana-Lafayette | Mobile, Ala. | FA-'23 |
| 40 | Kendall, Anthony | CB | 5-10 | 188 | 12/17/99 | R | Baldwin Wallace | Port Richey, Fla. | FA-'23 |
| 21 | McCreary, Roger | CB | 5-11 | 190 | 2/10/00 | 2 | Auburn | Mobile, Ala. | D2-'22 |
| 0 | Murphy-Bunting, Sean | CB | 6-0 | 195 | 6/19/97 | 5 | Central Michigan | Macomb, Mich. | UFA (TB)-'23 |

SAFETIES (5)

| | | | | | | | | | |
|----|------------------|----|------|-----|---------|---|---------------|-----------------------|-------------|
| 44 | Brown, Mike | S | 6-1 | 215 | 4/7/99 | 1 | Miami (Ohio) | Grand Rapids, Mich. | FA-'22 |
| 38 | Edmunds, Terrell | S | 6-1 | 217 | 1/20/97 | 6 | Virginia Tech | Danville, Va. | T (PHI)-'23 |
| 37 | Hooker, Amani | S | 5-11 | 210 | 6/14/98 | 5 | Iowa | Minneapolis, Minn. | D4-'19 |
| 24 | Molden, Elijah | DB | 5-10 | 192 | 1/30/99 | 3 | Washington | West Linn, Ore. | D3b-'21 |
| 35 | Wallace, K'Von | S | 5-11 | 205 | 7/25/97 | 4 | Clemson | Highland Springs, Va. | W (ARI)-'23 |

PUNTERS (1)

| | | | | | | | | | |
|---|------------------|---|------|-----|---------|---|----------------|------------------|--------|
| 4 | Stonehouse, Ryan | P | 5-10 | 193 | 5/11/99 | 2 | Colorado State | La Verne, Calif. | FA-'22 |
|---|------------------|---|------|-----|---------|---|----------------|------------------|--------|

As of Nov. 26, 2023

TENNESSEE TITANS ALPHABETICAL ROSTER

| NO. | NAME | POS. | HT. | WT. | BIRTHDATE | EXP. | COLLEGE | HOMETOWN | ACQUIRED |
|--|---------------------------------|------|------|-----|-----------|------|-----------------------|-----------------------|---------------|
| 20 | Al-Shaair, Azeez | LB | 6-2 | 228 | 8/4/97 | 5 | Florida Atlantic | Tampa, Fla. | UFA (SF)-'23 |
| 96 | Autry, Denico | DL | 6-5 | 285 | 7/15/90 | 10 | Mississippi State | Albemarle, N.C. | UFA (IND)-'21 |
| 23 | Avery, Tre | CB | 5-11 | 181 | 2/26/97 | 2 | Rutgers | Baltimore, Md. | FA-'22 |
| 55 | Brewer, Aaron | G/C | 6-1 | 295 | 10/28/97 | 4 | Texas State | Dallas, Texas | FA-'20 |
| 44 | Brown, Mike | S | 6-1 | 215 | 4/7/99 | 1 | Miami (Ohio) | Grand Rapids, Mich. | FA-'22 |
| 60 | Brunskill, Daniel | OL | 6-5 | 300 | 1/27/94 | 5 | San Diego State | Valley Center, Calif. | UFA (SF)-'23 |
| 16 | Burks, Treyton | WR | 6-2 | 225 | 3/23/00 | 2 | Arkansas | Warren, Ark. | D1-'22 |
| 46 | Cox, Morgan | LS | 6-4 | 233 | 4/26/86 | 14 | Tennessee | Collierville, Tenn. | UFA (BAL)-'21 |
| 71 | Dillard, Andre | T | 6-5 | 315 | 10/3/95 | 5 | Washington State | Woodinville, Wash. | UFA (PHI)-'23 |
| 14 | Dowell, Colton | WR | 6-3 | 212 | 4/19/99 | R | Tennessee-Martin | Lebanon, Tenn. | D7-'23 |
| 79 | Duncan, Jaelyn | OL | 6-6 | 306 | 7/8/00 | R | Maryland | New Carrollton, Md. | D6-'23 |
| 38 | Edmunds, Terrell | S | 6-1 | 217 | 1/20/97 | 6 | Virginia Tech | Danville, Va. | T (PHI)-'23 |
| 6 | Folk, Nick | K | 6-1 | 225 | 11/5/84 | 16 | Arizona | Sherman Oaks, Calif. | T (NE)-'23 |
| 26 | Fulton, Kristian | CB | 5-11 | 197 | 9/3/98 | 4 | Louisiana State | New Orleans, La. | D2-'20 |
| 33 | Garror, Eric | DB | 5-8 | 174 | 3/31/00 | R | Louisiana-Lafayette | Mobile, Ala. | FA-'23 |
| 50 | Gibbens, Jack | LB | 6-3 | 242 | 11/24/98 | 1 | Minnesota | Bulverde, Texas | FA-'22 |
| 57 | Gifford, Luke | LB | 6-3 | 243 | 8/28/95 | 5 | Nebraska | Lincoln, Neb. | UFA (DAL)-'23 |
| 51 | Gipson, Trevis | OLB | 6-4 | 263 | 6/13/97 | 4 | Tulsa | Cedar Hill, Texas | FA-'23 |
| 22 | Henry, Derrick | RB | 6-3 | 247 | 1/4/94 | 8 | Alabama | Yulee, Fla. | D2c-'16 |
| 37 | Hooker, Amani | S | 5-11 | 210 | 6/14/98 | 5 | Iowa | Minneapolis, Minn. | D4-'19 |
| 10 | Hopkins, DeAndre | WR | 6-1 | 212 | 6/6/92 | 11 | Clemson | Central, S.C. | FA-'23 |
| 40 | Kendall, Anthony | CB | 5-10 | 188 | 12/17/99 | R | Baldwin Wallace | Port Richey, Fla. | FA-'23 |
| 49 | Key, Arden | OLB | 6-5 | 240 | 5/3/96 | 6 | Louisiana State | Atlanta, Ga. | UFA (JAX)-'23 |
| 58 | Landry III, Harold | OLB | 6-2 | 252 | 6/5/96 | 6 | Boston College | Spring Lake, N.C. | D2-'18 |
| 62 | Levin, Corey | C/G | 6-4 | 307 | 8/12/94 | 5 | Chattanooga | Dacula, Ga. | FA-'21 |
| 8 | Levis, Will | QB | 6-4 | 229 | 6/27/99 | R | Kentucky | Madison, Conn. | D2-'23 |
| 21 | McCreary, Roger | CB | 5-11 | 190 | 2/10/00 | 2 | Auburn | Mobile, Ala. | D2-'22 |
| 69 | McLendon Jr., TK | DE | 6-4 | 275 | 2/27/99 | R | Eastern Kentucky | Soperton, Ga. | FA-'23 |
| 24 | Molden, Elijah | DB | 5-10 | 192 | 1/30/99 | 3 | Washington | West Linn, Ore. | D3b-'21 |
| 11 | Moore, Chris | WR | 6-1 | 200 | 6/16/93 | 8 | Cincinnati | Tampa, Fla. | UFA (HOU)-'23 |
| 42 | Murphy, Caleb | OLB | 6-3 | 254 | 12/15/99 | R | Ferris State | Dowagiac, Mich. | FA-'23 |
| 0 | Murphy-Bunting, Sean | CB | 6-0 | 195 | 6/19/97 | 5 | Central Michigan | Macomb, Mich. | UFA (TB)-'23 |
| 85 | Okonkwo, Chig | TE | 6-3 | 238 | 9/8/99 | 2 | Maryland | Powder Springs, Ga. | D4b-'22 |
| 95 | Peko, Kyle | DT | 6-1 | 305 | 7/23/93 | 5 | Oregon State | La Habra, Calif. | FA-'23 |
| 18 | Philips, Kyle | WR | 5-11 | 189 | 6/17/99 | 2 | UCLA | San Marcos, Calif. | D5-'22 |
| 86 | Rader, Kevin | TE | 6-4 | 250 | 4/26/95 | 3 | Youngstown State | Pittsburgh, Pa. | FA-'22 |
| 75 | Radunz, Dillon | OL | 6-6 | 301 | 3/28/98 | 3 | North Dakota State | Becker, Minn. | D2-'21 |
| 56 | Rice, Monty | LB | 6-0 | 233 | 1/8/99 | 3 | Georgia | Huntsville, Ala. | D3a-'21 |
| 98 | Simmons, Jeffery | DT | 6-4 | 305 | 7/28/97 | 5 | Mississippi State | Macon, Miss. | D1-'19 |
| 77 | Skoronski, Peter | OL | 6-4 | 313 | 7/31/01 | R | Northwestern | Park Ridge, Ill. | D1-'23 |
| 32 | Spears, Tyjae | RB | 5-11 | 195 | 6/15/01 | R | Tulane | Ponchatoula, La. | D3-'23 |
| 4 | Stonehouse, Ryan | P | 5-10 | 193 | 5/11/99 | 2 | Colorado State | La Verne, Calif. | FA-'22 |
| 17 | Tannehill, Ryan | QB | 6-4 | 217 | 7/27/88 | 12 | Texas A&M | Big Spring, Texas | T (MIA)-'19 |
| 93 | Tart, Tear | DT | 6-2 | 304 | 2/28/97 | 4 | Florida International | Philadelphia, Pa. | FA-'20 |
| 72 | Throckmorton, Calvin | OL | 6-5 | 311 | 8/16/96 | 3 | Oregon | Bellevue, Wash. | W (CAR)-'23 |
| 35 | Wallace, K'Von | S | 5-11 | 205 | 7/25/97 | 4 | Clemson | Highland Springs, Va. | W (ARI)-'23 |
| 99 | Weaver, Rashad | OLB | 6-4 | 259 | 11/10/97 | 3 | Pittsburgh | Fort Lauderdale, Fla. | D4b-'21 |
| 88 | Wesco, Trevon | TE | 6-3 | 267 | 9/12/95 | 5 | West Virginia | Martinsburg, W.Va. | UFA (CHI)-'23 |
| 15 | Westbrook-Ikhine, Nick | WR | 6-2 | 211 | 3/21/97 | 4 | Indiana | Lake Mary, Fla. | FA-'20 |
| 81 | Whyte, Josh | TE | 6-7 | 248 | 9/8/99 | R | Cincinnati | Cincinnati, Ohio | D5-'23 |
| 7 | Willis, Malik | QB | 6-1 | 219 | 5/25/99 | 2 | Liberty | Atlanta, Ga. | D3b-'22 |
| PRACTICE SQUAD (17): | | | | | | | | | |
| 90 | Blacklock, Ross | DT | 6-5 | 307 | 7/9/98 | 4 | Texas Christian | Missouri City, Texas | FA-'23 |
| 28 | Carter, Shyheim | DB | 5-10 | 194 | 12/15/97 | 1 | Alabama | Kentwood, La. | FA-'22 |
| 92 | Davidson, Marlon | DT | 6-3 | 303 | 5/11/98 | 4 | Auburn | Greenville, Ala. | FA-'23 |
| 30 | Gowan, Tay | DB | 6-2 | 185 | 1/7/98 | 2 | Central Florida | Covington, Ga. | FA-'23 |
| 82 | Harrison, Tre'Shaun | WR | 5-11 | 188 | 6/26/00 | R | Oregon State | Seattle, Wash. | FA-'23 |
| 39 | Jackson, Matthew | S | 6-1 | 209 | 11/9/98 | R | Eastern Kentucky | Nashville, Tenn. | FA-'23 |
| 52 | Jones, Joe | LB | 6-0 | 240 | 2/21/94 | 7 | Northwestern | Plano, Ill. | FA-'21 |
| 12 | Kinsey, Mason | WR | 5-11 | 200 | 8/29/98 | 1 | Berry College | Demorest, Ga. | FA-'21 |
| 89 | Odukoya, Thomas | TE | 6-6 | 253 | 5/5/97 | 1 | Eastern Michigan | Almere, Netherlands | FA-'22 |
| 61 | Ojukwu, John | OL | 6-5 | 309 | 1/9/99 | R | Boise State | Boise, Idaho | FA-'23 |
| 41 | Reese IV, Otis | LB | 6-3 | 214 | 7/2/98 | R | Mississippi | Leesburg, Ga. | FA-'23 |
| 76 | Rupcich, Andrew | OL | 6-6 | 318 | 4/1/99 | 1 | Culver-Stockton | Wonder Lake, Ill. | FA-'22 |
| 48 | Rush, Thomas | OLB | 6-3 | 251 | 1/31/00 | R | Minnesota | Marysville, Ohio | FA-'23 |
| 73 | Simmons, Lachavious | OL | 6-5 | 315 | 9/26/96 | 3 | Tennessee State | Selma, Ala. | FA-'23 |
| 80 | Smith, Shi | WR | 5-10 | 190 | 10/26/98 | 3 | South Carolina | Union, S.C. | FA-'23 |
| 29 | Thompson, Josh | DB | 6-0 | 194 | 10/20/98 | 2 | Texas | Nacogdoches, Texas | FA-'22 |
| 20 | Ward, Jonathan | RB | 6-0 | 202 | 9/30/97 | 4 | Central Michigan | Kankakee, Ill. | FA-'22 |
| RESERVE/INJURED (6): | | | | | | | | | |
| 91 | Brown, Shakel (8/14) | DT | 6-3 | 295 | 12/4/98 | R | Troy | Miami, Fla. | FA-'23 |
| 45 | Campbell, Chance * (11/15) | LB | 6-2 | 232 | 10/8/99 | 2 | Mississippi | Ellicott City, Md. | D6b-'22 |
| 36 | Chestnut, Julius * (9/26) | RB | 5-11 | 228 | 10/26/00 | 2 | Sacred Heart | Bowie, Md. | FA-'22 |
| 25 | Haskins, Hassan (8/28) | RB | 6-2 | 228 | 11/26/99 | 2 | Michigan | St. Louis, Mo. | D4a-'22 |
| 5 | Jackson, Kearis * (9/22) | WR | 5-11 | 196 | 12/9/99 | R | Georgia | Fort Valley, Ga. | FA-'23 |
| 78 | Petit-Frere, Nicholas * (11/11) | OL | 6-5 | 316 | 9/15/99 | 2 | Ohio State | Tampa, Fla. | D3a-'22 |
| RESERVE/PHYSICALLY UNABLE TO PERFORM (1): | | | | | | | | | |
| 3 | Farley, Caleb | CB | 6-2 | 197 | 11/2/98 | 3 | Virginia Tech | Maiden, N.C. | D1-'21 |

Active Roster Count: 51

As of Nov. 26, 2023

* - Eligible to Return From Reserve/Injured; () - date placed on IR

HEAD COACH: MIKE VRABEL

ASSISTANT COACHES: SHANE BOWEN (defensive coordinator), TIM KELLY (offensive coordinator), CRAIG AUKERMAN (assistant head coach/special teams coordinator), BRIAN BELL (assistant director of sports performance), SCOTT BOOKER (safeties), KYLAN BUTLER (offensive assistant), RYAN CROW (outside linebackers), TONY DEWS (tight ends), JUSTIN HAMILTON (defensive quality control), CHRIS HARRIS (defensive pass game coordinator/cornerbacks), JASON HOUGHTALING (offensive line), MATT JONES (offensive line assistant), BOBBY KING (inside linebackers), ZAK KUHR (inside linebackers assistant), ANTHONY LEVINE (special teams assistant), LORI LOCUST (defensive quality control), CHARLES LONDON (pass game coordinator/quarterbacks), CLINTON McMILLAN (defensive line assistant), ROB MOORE (wide receivers), PAT O'HARA (passing game analyst), JUSTIN OUTTEN (run game coordinator/running backs), FRANK PIRAINO (director of sports performance), TOM QUINN (special teams assistant), HALEY ROBERTS (sports performance assistant), TYLER ROUSE (sports performance assistant), LUKE STOCKER (offensive assistant), JOHN STREICHER (director of football administration), MIKE SULLIVAN (assistant offensive line), TERRELL WILLIAMS (assistant head coach - defense/defensive line)

GAME PREVIEW

TEAM NOTES

PLAYER NOTES

MEDIA

STATISTICS

ROSTERS

TENNESSEE TITANS NUMERICAL ROSTER

| NO. | NAME | POS. | HT. | WT. | AGE | EXP. | COLLEGE | HOMETOWN | ACQUIRED |
|--|--------------------------------|------|------|-----|-----|------|-----------------------|-----------------------|---------------|
| 0 | Sean Murphy-Bunting | CB | 6-0 | 195 | 26 | 5 | Central Michigan | Macomb, Mich. | UFA (TB)-'23 |
| 2 | Azeez Al-Shaair | LB | 6-2 | 228 | 26 | 5 | Florida Atlantic | Tampa, Fla. | UFA (SF)-'23 |
| 4 | Ryan Stonehouse | P | 5-10 | 193 | 24 | 2 | Colorado State | La Verne, Calif. | FA-'22 |
| 6 | Nick Folk | K | 6-1 | 225 | 39 | 16 | Arizona | Sherman Oaks, Calif. | T (NE)-'23 |
| 7 | Malik Willis | QB | 6-1 | 219 | 24 | 2 | Liberty | Atlanta, Ga. | D3b-'22 |
| 8 | Will Levis | QB | 6-4 | 229 | 24 | R | Kentucky | Madison, Conn. | D2-'23 |
| 10 | DeAndre Hopkins | WR | 6-1 | 212 | 31 | 11 | Clemson | Central, S.C. | FA-'23 |
| 11 | Chris Moore | WR | 6-1 | 200 | 30 | 8 | Cincinnati | Tampa, Fla. | UFA (HOU)-'23 |
| 14 | Colton Dowell | WR | 6-3 | 212 | 24 | R | Tennessee-Martin | Lebanon, Tenn. | D7-'23 |
| 15 | Nick Westbrook-Ikhine | WR | 6-2 | 211 | 26 | 4 | Indiana | Lake Mary, Fla. | FA-'20 |
| 16 | Treyton Burks | WR | 6-2 | 225 | 23 | 2 | Arkansas | Warren, Ark. | D1-'22 |
| 17 | Ryan Tannehill | QB | 6-4 | 217 | 35 | 12 | Texas A&M | Big Spring, Texas | T (MIA)-'19 |
| 18 | Kyle Philips | WR | 5-11 | 189 | 24 | 2 | UCLA | San Marcos, Calif. | D5-'22 |
| 21 | Roger McCreary | CB | 5-11 | 190 | 23 | 2 | Auburn | Mobile, Ala. | D2-'22 |
| 22 | Derrick Henry | RB | 6-3 | 247 | 29 | 8 | Alabama | Yulee, Fla. | D2c-'16 |
| 23 | Tre Avery | CB | 5-11 | 181 | 26 | 2 | Rutgers | Baltimore, Md. | FA-'22 |
| 24 | Elijah Molden | DB | 5-10 | 192 | 24 | 3 | Washington | West Linn, Ore. | D3b-'21 |
| 26 | Kristian Fulton | CB | 5-11 | 197 | 25 | 4 | Louisiana State | New Orleans, La. | D2-'20 |
| 32 | Tyjae Spears | RB | 5-11 | 195 | 22 | R | Tulane | Ponchatoula, La. | D3-'23 |
| 33 | Eric Garror | DB | 5-8 | 174 | 23 | R | Louisiana-Lafayette | Mobile, Ala. | FA-'23 |
| 35 | K'Von Wallace | S | 5-11 | 205 | 26 | 4 | Clemson | Highland Springs, Va. | W (ARI)-'23 |
| 37 | Amani Hooker | S | 5-11 | 210 | 25 | 5 | Iowa | Minneapolis, Minn. | D4-'19 |
| 38 | Terrell Edmunds | S | 6-1 | 217 | 26 | 6 | Virginia Tech | Danville, Va. | T (PHI)-'23 |
| 40 | Anthony Kendall | CB | 5-10 | 188 | 23 | R | Baldwin Wallace | Port Richey, Fla. | FA-'23 |
| 42 | Caleb Murphy | OLB | 6-3 | 254 | 23 | R | Ferris State | Dowagiac, Mich. | FA-'23 |
| 44 | Mike Brown | S | 6-1 | 215 | 24 | 1 | Miami (Ohio) | Grand Rapids, Mich. | FA-'22 |
| 46 | Morgan Cox | LS | 6-4 | 233 | 37 | 14 | Tennessee | Collierville, Tenn. | UFA (BAL)-'21 |
| 49 | Arden Key | OLB | 6-5 | 240 | 27 | 6 | Louisiana State | Atlanta, Ga. | UFA (JAX)-'23 |
| 50 | Jack Gibbens | LB | 6-3 | 242 | 25 | 1 | Minnesota | Bulverde, Texas | FA-'22 |
| 51 | Trevis Gipson | OLB | 6-4 | 263 | 26 | 4 | Tulsa | Cedar Hill, Texas | FA-'23 |
| 55 | Aaron Brewer | G/C | 6-1 | 295 | 26 | 4 | Texas State | Dallas, Texas | FA-'20 |
| 56 | Monty Rice | LB | 6-0 | 233 | 24 | 3 | Georgia | Huntsville, Ala. | D3a-'21 |
| 57 | Luke Gifford | LB | 6-3 | 243 | 28 | 5 | Nebraska | Lincoln, Neb. | UFA (DAL)-'23 |
| 58 | Harold Landry III | OLB | 6-2 | 252 | 27 | 6 | Boston College | Spring Lake, N.C. | D2-'18 |
| 60 | Daniel Brunskill | OL | 6-5 | 300 | 29 | 5 | San Diego State | Valley Center, Calif. | UFA (SF)-'23 |
| 62 | Corey Levin | C/G | 6-4 | 307 | 29 | 5 | Chattanooga | Dacula, Ga. | FA-'21 |
| 69 | TK McLendon Jr. | DE | 6-4 | 275 | 24 | R | Eastern Kentucky | Soperton, Ga. | FA-'23 |
| 71 | Andre Dillard | T | 6-5 | 315 | 28 | 5 | Washington State | Woodinville, Wash. | UFA (PHI)-'23 |
| 72 | Calvin Throckmorton | OL | 6-5 | 311 | 27 | 3 | Oregon | Bellevue, Wash. | W (CAR)-'23 |
| 75 | Dillon Radunz | OL | 6-6 | 301 | 25 | 3 | North Dakota State | Becker, Minn. | D2-'21 |
| 77 | Peter Skoronski | OL | 6-4 | 313 | 22 | R | Northwestern | Park Ridge, Ill. | D1-'23 |
| 79 | Jaelyn Duncan | OL | 6-6 | 306 | 23 | R | Maryland | New Carrollton, Md. | D6-'23 |
| 81 | Josh Whyle | TE | 6-7 | 248 | 24 | R | Cincinnati | Cincinnati, Ohio | D5-'23 |
| 85 | Chig Okonkwo | TE | 6-3 | 238 | 24 | 2 | Maryland | Powder Springs, Ga. | D4b-'22 |
| 86 | Kevin Rader | TE | 6-4 | 250 | 28 | 3 | Youngstown State | Pittsburgh, Pa. | FA-'22 |
| 88 | Trevon Wesco | TE | 6-3 | 267 | 28 | 5 | West Virginia | Martinsburg, W.Va. | UFA (CHI)-'23 |
| 93 | Teair Tart | DT | 6-2 | 304 | 26 | 4 | Florida International | Philadelphia, Pa. | FA-'20 |
| 95 | Kyle Peko | DT | 6-1 | 305 | 30 | 5 | Oregon State | La Habra, Calif. | FA-'23 |
| 96 | Denico Autry | DL | 6-5 | 285 | 33 | 10 | Mississippi State | Albemarle, N.C. | UFA (IND)-'21 |
| 98 | Jeffery Simmons | DT | 6-4 | 305 | 26 | 5 | Mississippi State | Macon, Miss. | D1-'19 |
| 99 | Rashad Weaver | OLB | 6-4 | 259 | 26 | 3 | Pittsburgh | Fort Lauderdale, Fla. | D4b-'21 |
| PRACTICE SQUAD (17): | | | | | | | | | |
| 12 | Mason Kinsey | WR | 5-11 | 200 | 25 | 1 | Berry College | Demorest, Ga. | FA-'21 |
| 20 | Jonathan Ward | RB | 6-0 | 202 | 26 | 4 | Central Michigan | Kankakee, Ill. | FA-'22 |
| 28 | Shyheim Carter | DB | 5-10 | 194 | 25 | 1 | Alabama | Kentwood, La. | FA-'22 |
| 29 | Josh Thompson | DB | 6-0 | 194 | 25 | 2 | Texas | Nacogdoches, Texas | FA-'22 |
| 30 | Tay Gowan | DB | 6-2 | 185 | 25 | 2 | Central Florida | Covington, Ga. | FA-'23 |
| 39 | Matthew Jackson | S | 6-1 | 209 | 25 | R | Eastern Kentucky | Nashville, Tenn. | FA-'23 |
| 41 | Otis Reese IV | LB | 6-3 | 214 | 25 | R | Mississippi | Leesburg, Ga. | FA-'23 |
| 48 | Thomas Rush | OLB | 6-3 | 251 | 23 | R | Minnesota | Marysville, Ohio | FA-'23 |
| 52 | Joe Jones | LB | 6-0 | 240 | 29 | 7 | Northwestern | Plano, Ill. | FA-'21 |
| 61 | John Ojukwu | OL | 6-5 | 309 | 24 | R | Boise State | Boise, Idaho | FA-'23 |
| 73 | Lachavious Simmons | OL | 6-5 | 315 | 27 | 3 | Tennessee State | Selma, Ala. | FA-'23 |
| 76 | Andrew Rupcich | OL | 6-6 | 318 | 24 | 1 | Culver-Stockton | Wonder Lake, Ill. | FA-'22 |
| 80 | Shi Smith | WR | 5-10 | 190 | 25 | 3 | South Carolina | Union, S.C. | FA-'23 |
| 82 | Tre'Shaun Harrison | WR | 5-11 | 188 | 23 | R | Oregon State | Seattle, Wash. | FA-'23 |
| 89 | Thomas Odukoya | TE | 6-6 | 253 | 26 | 1 | Eastern Michigan | Almere, Netherlands | FA-'22 |
| 90 | Ross Blacklock | DT | 6-5 | 307 | 25 | 4 | Texas Christian | Missouri City, Texas | FA-'23 |
| 92 | Marlon Davidson | DT | 6-3 | 303 | 25 | 4 | Auburn | Greenville, Ala. | FA-'23 |
| RESERVE/INJURED (6): | | | | | | | | | |
| 5 | Kearis Jackson * (9/22) | WR | 5-11 | 196 | 23 | R | Georgia | Fort Valley, Ga. | FA-'23 |
| 25 | Hassan Haskins (8/28) | RB | 6-2 | 228 | 24 | 2 | Michigan | St. Louis, Mo. | D4a-'22 |
| 36 | Julius Chestnut * (9/26) | RB | 5-11 | 228 | 23 | 2 | Sacred Heart | Bowie, Md. | FA-'22 |
| 45 | Chance Campbell * (11/15) | LB | 6-2 | 232 | 24 | 2 | Mississippi | Ellicott City, Md. | D6b-'22 |
| 78 | Nicholas Petit-Frere * (11/11) | OL | 6-5 | 316 | 24 | 2 | Ohio State | Tampa, Fla. | D3a-'22 |
| 91 | Shakel Brown (8/14) | DT | 6-3 | 295 | 24 | R | Troy | Miami, Fla. | FA-'23 |
| RESERVE/PHYSICALLY UNABLE TO PERFORM (1): | | | | | | | | | |
| 3 | Caleb Farley | CB | 6-2 | 197 | 25 | 3 | Virginia Tech | Maiden, N.C. | D1-'21 |

Active Roster Count: 51

As of Nov. 26, 2023

* - Eligible to Return From Reserve/Injured; () - date placed on IR

HEAD COACH: MIKE VRABEL

ASSISTANT COACHES: SHANE BOWEN (defensive coordinator), TIM KELLY (offensive coordinator), CRAIG AUKERMAN (assistant head coach/special teams coordinator), BRIAN BELL (assistant director of sports performance), SCOTT BOOKER (safeties), KYLAN BUTLER (offensive assistant), RYAN CROW (outside linebackers), TONY DEWS (tight ends), JUSTIN HAMILTON (defensive quality control), CHRIS HARRIS (defensive pass game coordinator/cornerbacks), JASON HOUGHTALING (offensive line), MATT JONES (offensive line assistant), BOBBY KING (inside linebackers), ZAK KUHR (inside linebackers assistant), ANTHONY LEVINE (special teams assistant), LORI LOCUST (defensive quality control), CHARLES LONDON (pass game coordinator/quarterbacks), CLINTON McMILLAN (defensive line assistant), ROB MOORE (wide receivers), PAT O'HARA (passing game analyst), JUSTIN OUTTEN (run game coordinator/running backs), FRANK PIRAINO (director of sports performance), TOM QUINN (special teams assistant), HALEY ROBERTS (sports performance assistant), TYLER ROUSE (sports performance assistant), LUKE STOCKER (offensive assistant), JOHN STREICHER (director of football administration), MIKE SULLIVAN (assistant offensive line), TERRELL WILLIAMS (assistant head coach - defense/defensive line)

HOW ACQUIRED KEY: FA (free agent), UFA (unrestricted free agent), RFA (restricted free agent), D (draft pick), W (waivers), T (trade)

GAME PREVIEW

TEAM NOTES

PLAYER NOTES

MEDIA

STATISTICS

ROSTERS



TENNESSEE TITANS

**MIKE VRABEL
TRANSCRIPT**

HEAD COACH MIKE VRABEL PRESS CONFERENCE TRANSCRIPT

Monday, November 27, 2023

(on how much the youth on the team is the reason for the penalties yesterday)

Well, I guess you'd have to go through the penalties, and then I'd have to look and tell you whether they're a rookie or not.

(on if he is seeing any common theme in the penalties)

No. Jaelyn (Duncan) had a false start. We had a couple of those. We had three of those, that hurt us. And we have to use cadence as a weapon. We're at home. Just as we have to be good on a silent count on the road. We have to be able to use that as a weapon, especially on third down, whether that's to undress some of the coverage, or some of the pressure that may come, or even to get them to jump. We had three of those. I'm not going to sit here and tell you that one was tougher than the other, or a guy blitzing and us flinching. We just have to find a way to continue to use that as a weapon and not jump offsides and make it harder for ourselves than what this game already is.

(on how Jaelyn Duncan held up in his first start)

I think it was okay. I think that there were some good snaps. I think early he got powered and needs to replace his hands. He settled down, and I thought did a nice job, and had some good snaps. I think that he was conscious, as we look at Derrick (Henry) maybe cutting back, and the guy breaking the framework of his body, and Jaelyn (Duncan) letting him go and not just tugging him right there at the point of attack is something that we try to talk to those guys about where the offensive linemen may not know where the running back is, and they're just trying to block them, stay square, and get some movement. And then as the back decides to make his cut wherever they're going, then sometimes these guys shed, and then you find a guy that—there's some restriction at the point of attack. I saw that Jaelyn let the guy go, and Derrick was able to get to the corner and gained 12 or 15 yards. Would have liked to have a better block on the throw to Chig (Okonkwo), but Will (Levis) made a great throw with pressure, and Chig helped Will out. So that's kind of how it goes sometimes. But I thought it was okay for his first extended action.

(on how much Jaelyn Duncan was left single blocked in one-on-one situations yesterday, especially in pass protection)

A lot of that is based on the third down distance, protection. I don't have a certain percentage. It's based on formation and some of the first and second down stuff. There were some good pockets on some of the first and second down stuff, which maybe a few weeks earlier that had been where some of the breakdown had occurred on some of our play action game. But there were some good pockets that we were able to throw the football from. And then there were some early on—the third down, they brought five guys and Will (Levis) didn't have much time to do much.

(on why the offense is averaging is 24 points per game at home and 11 points per game on the road)

I don't want to say sit here and say that we've played good defenses, but I know that's probably part of it. We have, I think, played good defenses. You look at where the Saints were Week 1, and I felt like that was a good defense. Pittsburgh on the road, see the type of defense that they play, and that's probably, being realistic. We know that we have to be better. Right now, we're focused on being better at home because that's where our next game is. And then, attacking those things and just the details and just how critical just a few things are when you're on the road. The noise, getting off on the snap count, and all those different things that attribute to that. But right now, our focus is preparing to win a division game at home.

(on the energy from the Nissan Stadium crowd when they play on home)

When we play hard, we play well, and we play complementary, I thought that there was great energy. I thought, defensively, the thing I'm probably the most proud of and excited about was that we gave up some plays or we gave up a third down penalty, or conversion, or quarterback scramble, and then came back. It was a long drive that had penalties on it that we held them to a field goal, and then responded after the second half scoring drive, and then kind of kept battling. We got the turnover, and some really good opportunities and cool things in there. We just try to put it together for 60 minutes.

(on what it means to him to see Will Levis take steps in leadership after breaking down the huddle before yesterday's game)

We all know how important the quarterback position is in this league and in football. Part of that is performance based. But I think there's a leadership element to it that has to go on, that everybody has to see, that player's invested, and that player's performing, and cares as much, if not more than everybody else.

(on if Jeffery Simmons chasing Bryce Young sideline-to-sideline and then staying in the game to rush the passer the next play is an example of the effort he wants to see)

That's one of them. Those examples are—there's quite a few of them. I think that every week is a challenge, and Bryce (Young) did a nice job. I thought we factored in the middle of the pocket yesterday. We'll have to continue to try to contain those quarterbacks that can scramble. But Jeffery (Simmons) works hard on his conditioning, he works hard to play a lot of snaps for us and to help us impact the game.

(on how coaching Chig Okonkwo has been as he's tried to find consistency and how yesterday can serve as encouragement to him going forward)

I love Chig's (Okonkwo) energy, love what he can do. Continue to find ways to get him the ball, and some of the details, and he did a very nice job of slipping out of there yesterday. He was good on the checkdown, getting out of bounds, knowing how he needed to get out of bounds. Got in there and did a nice job on the seal block, we just couldn't get the safety. So he's again, fantastic to work with, fun to work with, and we'll continue to find ways to have him help us in the run game and in the pass game.

(on the early fourth down call and how important it was to overcome some obstacles on their first scoring drive)

I just felt good about the call. Wanted to try to get it off call sheet, it'd been on there for a little bit. Just felt like we needed to get going, needed a spark there, and guys converted and then, we're able to, like you said, go on and lead that to points. That's the most important thing whether you fake a punt, or you go for it on fourth down and you convert it, you've got to finish it off.

(on where Tyjae Spears is right now in his development and why he's been less productive on his touches in recent weeks)

I think that's just probably based on opportunity. We've got to continue to find ways to get him some opportunities. It's third-and-12 late in the game. We were trying to flip a screen out to them—just take care of the football. Third-and-five, we're going to try to win the game. I think third-and-12, we're just trying to make sure that somebody doesn't—so, again, I think a lot of that's an opportunity. So saw him break the tackle there on the corner and get some yards. I think it's just about opportunity.

(on if Tyjae Spears was coached to take a knee on the spike at the end of the first half)

Just stop. You're going to be off the off the line of scrimmage. Save your legs and not worry about running down there. Your legal. Just, again, I thought that was very well executed. Excited that we

were able to put that on tape for everybody. For the defense to get a stop, for us to go down there offensively and get the ball out of bounds. And then, they called timeout, changed the defense, we were able to get Nick (Westbrook-Ikhine) down to the 35 (yard-line). Everybody was running, Brew (Aaron Brewer) got the ball, got the spot. Tyjae (Spears) just figured he might as well just stop and be legal and not worry about anything else. So I thought that was a very impressive play.

(on what he thinks of how Will Levis has done so far and if he's seen him be able to correct mistakes week after week)

I think he continues to improve. I think there are some snaps. I think we—decisions and being able to see some things that come open or pop. But I felt like, early in the game, pretty efficient, and got the ball out of his hand, and found some matchups that he liked. And I thought that got us going early there with Hop (DeAndre Hopkins). The patience there to wait them out and the accuracy. Just making sure that we're not putting the ball in harm's way. A couple layered throws. I'd like to see a better football to Tyjae (Spears). We can't leave that much air underneath it, put him in harm, and put the ball in harm.

(on if Ryan Stonehouse has been even more consistent this year in ball placement than his record-breaking rookie season)

I think his ability to mix it up. I think he's worked on more pitches, some different pitches. High with some spin, hook, directional, and then when he's got to bring the driver out and bang it, he's got that still in his bag. I thought special teams was a little closer to what we expect. It wasn't perfect. That was a good unit. They were averaging 34 yards a kickoff return. We know late in the season, the ball's going to be in play. So that was something that was a focal point. We were pretty good on our punt coverage. I was excited about the return that we had. Unfortunately, AK (Anthony Kendall), obviously was supposed to stay on that upfield shoulder and the guy, 42 (Sam Franklin Jr.) kind of crossed his face and we tugged him. But it would have been cool to have that return. Thought we had a little bit more space. We had the one kickoff return, but the other one we just weren't quite good enough. I thought special teams wise, that was more along the lines of what we were looking like covering kickoffs for most of the day.

(on if he sees any common threads in the defensive penalties in the secondary)

Can't grab the guy at the top of the route and grab them. There were some good examples of guys being square. But also, you can't grab them. Whether we think they are or not, they see it. Thought probably one out of those I disagreed with it. But that's how it goes.

(on if he disagreed with the penalty called on Kristian Fulton)

No, probably the SMB (Sean Murphy-Bunting) one on (Adam) Thielen. Two-step process, I don't know. If he looked back and saw the ball get thrown over here. I'm not sure. The (Kristian) Fulton one, he tackled—he was bear-hugging the tight end.

(on if a win against the Colts gets them back in the fight or if it's too early to say)

Yeah, we're looking to fight every week. I think for us to look that far in advance, it doesn't—we've got to focus on this week. We've got to focus on health here, recovery, improvement. These little details, these techniques that I know that we can be better at, that we have to.

(on if he feels he can put the same offensive line on the field for two weeks in a row after this week and how much of an advancement that is)

Again, I haven't met with Todd (Toriscelli). Guys going for different tests, seeing the doctors. We'll have eight guys ready to go, ready to execute the game plan, and we'll see where that is moving forward.

(on if he is impressed with Denico Autry's longevity)

Got a lot of pride and a lot of respect for Denico (Autry). His ascension from a college player to undrafted, going to Indy, and then coming here and really maintaining that level of performance. Got a lot of respect for him. It means a lot to him. Enjoy coaching him, enjoy being around him, and certainly factored yesterday. He was a large part of our performance.

(on if the inside linebacker rotation with Jack Gibbens and Monty Rice is predetermined or based on the flow of the game)

I think it's tried to be predetermined. Give them a couple of series each half, whether that be for Gibby (Jack Gibbens) or Azeez (Al-Shaair) and kind of rotate through, and then kind of see where it goes.

(on if it's disappointing to start off the first three drives of the second half with chunk plays before stalling out each time)

Some of them are penalties, some of them are just mistakes. Whether we don't get a guy blocked, that's what's frustrating. Hit a 20 some-yard gain, hit a 15-yarder, and then third-and-three; false start or just don't have very effective plays following that up. It's got to be, 'Okay, on to the next one Let's get into a drive. Let's get into a rhythm.' Great drive starter. And then just not stall.

(on how much he can point to last year's AFC South standing drastically changing in the latter part of the year to show the team there's still a lot of football to be played)

I think there's probably some of that, but we also got to sit there, and we've got to ride our horse, and we got to stay focused on us and just winning. And then that kind of takes care of everything else. The motivation should be high to win and continue to improve.

(on if he talked to Frank Reich after the game yesterday and if his firing is an example of the importance of winning)

Yeah, I talked to Frank (Reich). I've known Frank for a few years. Got a lot of respect for him. I think every situation is different. I don't know why the decision was made—they made a decision. A lot of respect for Frank, who he is as a person, and who he is as a football coach. We know what we signed up for.

(on if he got to know Middle Tennessee State head coach Rick Stockstill at all during his time in Tennessee)

Just a little bit. Those coaches around the area that come for OTAs and visit with us. He's made quite an impact here in Middle Tennessee in coaching football. Hopefully, we'll see him more going forward based on where he goes on his next job. But he's always welcome here to come and watch practice.

(on if the phrase 'we owe them' is a consensus in the locker room or a phrase he gave them in preparation for the Colts)

No, I don't think I can remember saying that we owe them. I mean, we have to come back and win a game in the division at home against Indy. I don't see there being anything owed. They beat us. We didn't make enough plays. They played better than we did that day. And there'll be some things that we'll have to fix, and I'm confident that we'll be ready and we'll be prepared and we'll play hard.

(on where Treylon Burks is in concussion protocol and if he is hopeful he can make some stride in that)

I'm hopeful for a lot of things. But I'll just wait and see whenever the player, in this particular case Treylon (Burks) clears the protocol. Then we'll practice with him. No different than if that was anybody else. Hopeful that we get all our players back that aren't playing right now. So whatever

that is, that's what it will be. That's all I can say just because that's how you're supposed to operate within the protocol.

(on if Sean Murphy-Bunting came out of yesterday's game alright)

Yeah, I would again reserve the full diagnosis until I've had a chance to talk to Todd (Toriscelli). But everything coming out of that game yesterday afternoon was positive as far as how he was able to make it through.

(on if he's spent time around Trace Adkins and if he thinks he's a football fan)

Well, I know he's a football fan. He's a good man. I've had a chance to meet him before. Good old deep voice. He's a lunch pail guy. It didn't even dawn on me that he was singing the national anthem until I walked out there. So, I had a chance to catch up with him.



TENNESSEE TITANS

**GAME-BY-GAME
STATISTICS**

2023 TITANS GAME-BY-GAME OFFENSIVE STATISTICS

| | Sept 10 @ NO | Sept 17 LAC | Sept 24 @ CLE | Oct 1 CIN | Oct 8 @ IND | Oct 15 BAL | Oct 29 ATL | Nov 2 @ PIT | Nov 12 @ TB | Nov 19 @ JAX | Nov 26 CAR | Dec 3 IND | Dec 11 @ MIA | Dec 17 HOU | Dec 24 SEA | Dec 31 @ HOU | W18 JAX | 2023 Totals |
|------------------------------|--------------|-------------|---------------|-----------|-------------|------------|------------|-------------|-------------|--------------|------------|-----------|--------------|------------|------------|--------------|---------|-------------|
| Points | 15 | 27 | 3 | 27 | 16 | 16 | 28 | 16 | 6 | 14 | 17 | | | | | | | 185 |
| 1st Qtr | 6 | 0 | 0 | 3 | 3 | 3 | 7 | 3 | 3 | 0 | 7 | | | | | | | 35 |
| 2nd Qtr | 3 | 10 | 3 | 21 | 3 | 0 | 7 | 10 | 0 | 0 | 10 | | | | | | | 67 |
| 3rd Qtr | 0 | 7 | 0 | 3 | 10 | 10 | 7 | 3 | 0 | 7 | 0 | | | | | | | 47 |
| 4th Qtr | 6 | 7 | 0 | 0 | 0 | 3 | 7 | 0 | 3 | 7 | 0 | | | | | | | 33 |
| Overtime | 0 | 3 | 0 | 0 | 0 | 0 | 0 | 0 | 0 | 0 | 0 | | | | | | | 3 |
| TDs (Ru-P-Ret) | 0-0-0 | 2-1-0 | 0-0-0 | 1-2-0 | 1-0-0 | 1-0-0 | 0-4-0 | 1-0-0 | 0-0-0 | 0-2-0 | 2-0-0 | | | | | | | 8-9-0 |
| PATs (M/A) | 0-0 | 3-3 | 0-0 | 3-3 | 1-1 | 1-1 | 4-4 | 1-1 | 0-0 | 2-2 | 2-2 | | | | | | | 17-17 |
| 2PT Convs (M/A) | 0-0 | 0-0 | 0-0 | 0-0 | 0-0 | 0-0 | 0-0 | 0-0 | 0-0 | 0-0 | 0-0 | | | | | | | 0-0 |
| FGs (M/A) | 5-5 | 2-2 | 1-1 | 2-2 | 3-3 | 3-3 | 0-0 | 3-3 | 2-3 | 0-0 | 1-1 | | | | | | | 22-23 |
| Safeties | 0 | 0 | 0 | 0 | 0 | 0 | 0 | 0 | 0 | 0 | 0 | | | | | | | 0 |
| First Downs | 16 | 22 | 6 | 23 | 19 | 17 | 17 | 23 | 14 | 12 | 15 | | | | | | | 184 |
| Rushing | 5 | 10 | 0 | 9 | 4 | 5 | 9 | 5 | 2 | 4 | 6 | | | | | | | 59 |
| Passing | 8 | 9 | 5 | 11 | 14 | 4 | 7 | 12 | 10 | 6 | 9 | | | | | | | 95 |
| Penalty | 3 | 3 | 1 | 3 | 1 | 8 | | 6 | 2 | 2 | 0 | | | | | | | 30 |
| 3rd Down Conv (M/A) | 2-12 | 6-13 | 2-12 | 8-13 | 5-12 | 1-9 | 5-15 | 3-13 | 6-15 | 2-7 | 2-11 | | | | | | | 42-132 |
| 3rd Down Conv Pct | 16.67% | 46.15% | 16.67% | 61.54% | 41.67% | 11.11% | 33.33% | 23.08% | 40.00% | 28.57% | 18.18% | | | | | | | 31.82% |
| 4th Down Conv (M/A) | 0-0 | 0-1 | 1-1 | 1-1 | 1-2 | 0-0 | 1-1 | 1-2 | 0-2 | 1-1 | 1-1 | | | | | | | 7-12 |
| 4th Down Conv Pct | 0.00% | 0.00% | 100.00% | 100.00% | 50.00% | 0.00% | 100.00% | 50.00% | 0.00% | 100.00% | 100.00% | | | | | | | 58.33% |
| Red Zone Conv (M/A) | 0-3 | 3-4 | 0-2 | 2-4 | 1-4 | 1-4 | 1-1 | 1-4 | 0-2 | 1-1 | 2-2 | | | | | | | 12-31 |
| Red Zone Conv Pct | 0.00% | 0.75% | 0.00% | 50.00% | 25.00% | 25.00% | 100.00% | 25.00% | 0.00% | 100.00% | 100.00% | | | | | | | 38.71% |
| Goal to Go Conv (M/A) | 0-0 | 2-2 | 0-0 | 1-1 | 0-0 | 0-2 | 0-0 | 1-1 | 0-2 | 1-1 | 1-1 | | | | | | | 6-10 |
| Goal to Go Conv Pct | 0.00% | 100.00% | 0.00% | 100.00% | 0.00% | 0.00% | 0.00% | 100.00% | 0.00% | 100.00% | 100.00% | | | | | | | 60.00% |
| Total Net Yards | 285 | 341 | 94 | 400 | 348 | 233 | 375 | 340 | 209 | 235 | 264 | | | | | | | 3124 |
| Total Off. Plays | 59 | 63 | 45 | 62 | 58 | 46 | 67 | 68 | 59 | 38 | 53 | | | | | | | 618 |
| Avg. Gain Per Play | 4.8 | 5.4 | 2.1 | 6.5 | 6.0 | 5.1 | 5.6 | 5.0 | 3.5 | 6.2 | 5.0 | | | | | | | 5.1 |
| Net Yards Rushing | 104 | 141 | 26 | 173 | 89 | 129 | 149 | 105 | 42 | 92 | 80 | | | | | | | 1130 |
| Total Rushing Plays | 22 | 34 | 15 | 33 | 22 | 19 | 36 | 25 | 16 | 19 | 24 | | | | | | | 265 |
| Avg. Gain Per Rush | 4.7 | 4.1 | 1.7 | 5.2 | 4.0 | 6.8 | 4.1 | 4.2 | 2.6 | 4.8 | 3.3 | | | | | | | 4.3 |
| Net Yards Passing | 181 | 200 | 68 | 227 | 259 | 104 | 226 | 235 | 167 | 143 | 184 | | | | | | | 1994 |
| Times Sacked | 3 | 5 | 5 | 3 | 1 | 6 | 2 | 4 | 4 | 2 | 1 | | | | | | | 36 |
| Yards Lost on Sacks | 17 | 46 | 36 | 15 | 5 | 46 | 12 | 27 | 32 | 15 | 1 | | | | | | | 252 |
| Gross Yards Passing | 198 | 246 | 104 | 242 | 264 | 150 | 238 | 262 | 199 | 158 | 185 | | | | | | | 2246 |
| Pass Attempts | 34 | 24 | 25 | 26 | 35 | 21 | 29 | 39 | 39 | 17 | 28 | | | | | | | 317 |
| Pass Completions | 16 | 20 | 13 | 19 | 23 | 12 | 19 | 22 | 19 | 13 | 18 | | | | | | | 194 |
| Completion Pct | 47.06% | 83.33% | 52.00% | 73.08% | 65.71% | 57.14% | 65.52% | 56.41% | 48.72% | 76.47% | 64.29% | | | | | | | 61.20% |
| Avg. Gain Per Pass | 4.9 | 6.9 | 2.3 | 7.8 | 7.2 | 3.9 | 7.3 | 5.5 | 3.9 | 7.5 | 6.3 | | | | | | | 5.6 |
| Interceptions | 3 | 0 | 0 | 1 | 1 | 1 | 0 | 1 | 1 | 0 | 0 | | | | | | | 8 |
| Fumbles / Fum. Lost | 0-0 | 0-0 | 1-0 | 3-0 | 0-0 | 1-1 | 1-1 | 0-0 | 0-0 | 2-2 | 0-0 | | | | | | | 8-4 |
| Penalties | 6 | 7 | 8 | 5 | 4 | 6 | 6 | 7 | 5 | 7 | 8 | | | | | | | 69 |
| PenaltyYards | 45 | 45 | 80 | 27 | 58 | 45 | 53 | 51 | 35 | 66 | 53 | | | | | | | 558 |
| Punts | 3 | 5 | 7 | 2 | 1 | 5 | 8 | 3 | 4 | 4 | 7 | | | | | | | 49 |
| Gross Punting Average | 35.7 | 61.2 | 53.4 | 46.5 | 43.0 | 52.6 | 52.5 | 57.0 | 56.8 | 53.5 | 53.7 | | | | | | | 52.9 |
| Touchbacks | 0 | 1 | 2 | 0 | 0 | 0 | 2 | 0 | 1 | 1 | 2 | | | | | | | 9 |
| Inside20 | 1 | 0 | 4 | 2 | 0 | 2 | 6 | 3 | 2 | 2 | 5 | | | | | | | 27 |
| Punts Blocked | 0 | 0 | 0 | 0 | 0 | 0 | 0 | 0 | 0 | 0 | 0 | | | | | | | 0 |
| Net Punting Average | 33.7 | 44.6 | 46.1 | 45.5 | 38.0 | 34.4 | 46.8 | 52.7 | 48.0 | 48.5 | 46.7 | | | | | | | 44.8 |
| Punt Returns | 4 | 2 | 1 | 3 | 1 | 3 | 5 | 2 | 3 | 1 | 2 | | | | | | | 27 |
| Punt Return Yards | 37 | 11 | 13 | 37 | 12 | 11 | 32 | 7 | 23 | 15 | 16 | | | | | | | 214 |
| Punt Return Avg. | 9.3 | 5.5 | 13.0 | 12.3 | 12.0 | 3.7 | 6.4 | 3.5 | 7.7 | 15.0 | 8.0 | | | | | | | 7.9 |
| Fair Catches | 0 | 3 | 1 | 0 | 0 | 0 | 1 | 1 | 1 | 0 | 1 | | | | | | | 8 |
| Kickoff Returns | 0 | 0 | 1 | 1 | 1 | 0 | 1 | 2 | 0 | 4 | 3 | | | | | | | 13 |
| Kickoff Return Yards | 0 | 0 | 21 | 16 | 12 | 0 | 13 | 46 | 0 | 81 | 75 | | | | | | | 264 |
| Kickoff Return Avg. | 0.0 | 0.0 | 21.0 | 16.0 | 12.0 | 0.0 | 13.0 | 23.0 | 0.0 | 20.3 | 25.0 | | | | | | | 20.3 |
| Time of Possession | 31:20 | 36:49 | 21:31 | 34:45 | 28:57 | 24:18 | 32:59 | 31:09 | 28:20 | 23:34 | 26:11 | | | | | | | 28:52 |
| Turnover Ratio | -1 | 0 | +1 | 0 | -1 | -1 | 0 | -1 | 0 | -2 | +1 | | | | | | | -4 |

2023 TENNESSEE TITANS INDIVIDUAL GAME-BY-GAME PASSING STATISTICS

WILL LEVIS (QB)

| Date | Opp | W-L | GP / GS | PASSING | | | | | | | | | | | | |
|--------------------|-------|------------|--------------|------------|-----------|-------------|--------------|------------|----------|------------|----------|------------|------------|-----------|-----------|-------------|
| | | | | Att | Cmp | Pct | Yds | Yd/Att | TD | TD% | Int | Int% | Lg | Sk | Yds | Rat |
| Sept 10 | @ NO | L | IA | 0 | 0 | - | 0 | - | 0 | - | 0 | - | 0 | 0 | 0 | - |
| Sept 17 | LAC | W | IA | 0 | 0 | - | 0 | - | 0 | - | 0 | - | 0 | 0 | 0 | - |
| Sept 24 | @ CLE | L | IA | 0 | 0 | - | 0 | - | 0 | - | 0 | - | 0 | 0 | 0 | - |
| Oct 1 | CIN | W | IA | 0 | 0 | - | 0 | - | 0 | - | 0 | - | 0 | 0 | 0 | - |
| Oct 8 | @ IND | L | IA | 0 | 0 | - | 0 | - | 0 | - | 0 | - | 0 | 0 | 0 | - |
| Oct 15 | BAL | L | IA | 0 | 0 | - | 0 | - | 0 | - | 0 | - | 0 | 0 | 0 | - |
| Oct 29 | ATL | W | S | 29 | 19 | 65.5 | 238 | 8.2 | 4 | 13.8 | 0 | 0.0 | 61t | 2 | 12 | 130.5 |
| Nov 2 | @ PIT | L | S | 39 | 22 | 56.4 | 262 | 6.7 | 0 | 0.0 | 1 | 2.6 | 29 | 4 | 27 | 66.4 |
| Nov 12 | @ TB | L | S | 39 | 19 | 48.7 | 199 | 5.1 | 0 | 0.0 | 1 | 2.6 | 29 | 4 | 32 | 53.3 |
| Nov 19 | @ JAX | L | S | 17 | 13 | 76.5 | 158 | 9.3 | 2 | 11.8 | 0 | 0.0 | 49 | 2 | 15 | 143.8 |
| Nov 26 | CAR | W | S | 28 | 18 | 64.3 | 185 | 6.6 | 0 | 0.0 | 0 | 0.0 | 25 | 1 | 1 | 83.2 |
| Dec 3 | IND | 0 | 0 | 0 | 0 | - | 0 | - | 0 | - | 0 | - | 0 | 0 | 0 | - |
| Dec 11 | @ MIA | 0 | 0 | 0 | 0 | - | 0 | - | 0 | - | 0 | - | 0 | 0 | 0 | - |
| Dec 17 | HOU | 0 | 0 | 0 | 0 | - | 0 | - | 0 | - | 0 | - | 0 | 0 | 0 | - |
| Dec 24 | SEA | 0 | 0 | 0 | 0 | - | 0 | - | 0 | - | 0 | - | 0 | 0 | 0 | - |
| Dec 31 | @ HOU | 0 | 0 | 0 | 0 | - | 0 | - | 0 | - | 0 | - | 0 | 0 | 0 | - |
| W18 | JAX | 0 | 0 | 0 | 0 | - | 0 | - | 0 | - | 0 | - | 0 | 0 | 0 | - |
| 2023 Totals | | 4-7 | 5 / 5 | 152 | 91 | 59.9 | 1,042 | 6.9 | 6 | 3.9 | 2 | 1.3 | 61t | 13 | 87 | 88.2 |

RYAN TANNEHILL (QB)

| Date | Opp | W-L | GP / GS | PASSING | | | | | | | | | | | | |
|--------------------|-------|------------|--------------|------------|-----------|-------------|--------------|------------|----------|------------|----------|------------|-----------|-----------|------------|-------------|
| | | | | Att | Cmp | Pct | Yds | Yd/Att | TD | TD% | Int | Int% | Lg | Sk | Yds | Rat |
| Sept 10 | @ NO | L | S | 34 | 16 | 47.1 | 198 | 5.8 | 0 | 0.0 | 3 | 8.8 | 46 | 3 | 17 | 28.8 |
| Sept 17 | LAC | W | S | 24 | 20 | 83.3 | 246 | 10.3 | 1 | 4.2 | 0 | 0.0 | 70 | 5 | 46 | 123.3 |
| Sept 24 | @ CLE | L | S | 25 | 13 | 52.0 | 104 | 4.2 | 0 | 0.0 | 0 | 0.0 | 33 | 5 | 36 | 62.8 |
| Oct 1 | CIN | W | S | 25 | 18 | 72.0 | 240 | 9.6 | 1 | 4.0 | 1 | 4.0 | 44 | 3 | 15 | 98.8 |
| Oct 8 | @ IND | L | S | 34 | 23 | 67.6 | 264 | 7.8 | 0 | 0.0 | 1 | 2.9 | 36 | 1 | 5 | 78.6 |
| Oct 15 | BAL | L | S | 16 | 8 | 50.0 | 76 | 4.8 | 0 | 0.0 | 1 | 6.3 | 20 | 2 | 16 | 37.5 |
| Oct 29 | ATL | W | IA | 0 | 0 | - | 0 | - | 0 | - | 0 | - | 0 | 0 | 0 | - |
| Nov 2 | @ PIT | L | IA | 0 | 0 | - | 0 | - | 0 | - | 0 | - | 0 | 0 | 0 | - |
| Nov 12 | @ TB | L | IA | 0 | 0 | - | 0 | - | 0 | - | 0 | - | 0 | 0 | 0 | - |
| Nov 19 | @ JAX | L | DNP | 0 | 0 | - | 0 | - | 0 | - | 0 | - | 0 | 0 | 0 | - |
| Nov 26 | CAR | W | DNP | 0 | 0 | - | 0 | - | 0 | - | 0 | - | 0 | 0 | 0 | - |
| Dec 3 | IND | 0 | 0 | 0 | 0 | - | 0 | - | 0 | - | 0 | - | 0 | 0 | 0 | - |
| Dec 11 | @ MIA | 0 | 0 | 0 | 0 | - | 0 | - | 0 | - | 0 | - | 0 | 0 | 0 | - |
| Dec 17 | HOU | 0 | 0 | 0 | 0 | - | 0 | - | 0 | - | 0 | - | 0 | 0 | 0 | - |
| Dec 24 | SEA | 0 | 0 | 0 | 0 | - | 0 | - | 0 | - | 0 | - | 0 | 0 | 0 | - |
| Dec 31 | @ HOU | 0 | 0 | 0 | 0 | - | 0 | - | 0 | - | 0 | - | 0 | 0 | 0 | - |
| W18 | JAX | 0 | 0 | 0 | 0 | - | 0 | - | 0 | - | 0 | - | 0 | 0 | 0 | - |
| 2023 Totals | | 4-7 | 6 / 6 | 158 | 98 | 62.0 | 1,128 | 7.1 | 2 | 1.3 | 6 | 3.8 | 70 | 19 | 135 | 71.9 |

MALIK WILLIS (QB)

| Date | Opp | W-L | GP / GS | PASSING | | | | | | | | | | | | |
|--------------------|-------|------------|--------------|----------|----------|-------------|-----------|-------------|----------|------------|----------|------------|-----------|----------|-----------|--------------|
| | | | | Att | Cmp | Pct | Yds | Yd/Att | TD | TD% | Int | Int% | Lg | Sk | Yds | Rat |
| Sept 10 | @ NO | L | DNP | 0 | 0 | - | 0 | - | 0 | - | 0 | - | 0 | 0 | 0 | - |
| Sept 17 | LAC | W | DNP | 0 | 0 | - | 0 | - | 0 | - | 0 | - | 0 | 0 | 0 | - |
| Sept 24 | @ CLE | L | DNP | 0 | 0 | - | 0 | - | 0 | - | 0 | - | 0 | 0 | 0 | - |
| Oct 1 | CIN | W | DNP | 0 | 0 | - | 0 | - | 0 | - | 0 | - | 0 | 0 | 0 | - |
| Oct 8 | @ IND | L | DNP | 0 | 0 | - | 0 | - | 0 | - | 0 | - | 0 | 0 | 0 | - |
| Oct 15 | BAL | L | p | 5 | 4 | 80.0 | 74 | 14.8 | 0 | 0.0 | 0 | 0.0 | 48 | 4 | 30 | 118.8 |
| Oct 29 | ATL | W | p | 0 | 0 | - | 0 | - | 0 | - | 0 | - | 0 | 0 | 0 | - |
| Nov 2 | @ PIT | L | DNP | 0 | 0 | - | 0 | - | 0 | - | 0 | - | 0 | 0 | 0 | - |
| Nov 12 | @ TB | L | DNP | 0 | 0 | - | 0 | - | 0 | - | 0 | - | 0 | 0 | 0 | - |
| Nov 19 | @ JAX | L | IA | 0 | 0 | - | 0 | - | 0 | - | 0 | - | 0 | 0 | 0 | - |
| Nov 26 | CAR | W | IA | 0 | 0 | - | 0 | - | 0 | - | 0 | - | 0 | 0 | 0 | - |
| Dec 3 | IND | 0 | 0 | 0 | 0 | - | 0 | - | 0 | - | 0 | - | 0 | 0 | 0 | - |
| Dec 11 | @ MIA | 0 | 0 | 0 | 0 | - | 0 | - | 0 | - | 0 | - | 0 | 0 | 0 | - |
| Dec 17 | HOU | 0 | 0 | 0 | 0 | - | 0 | - | 0 | - | 0 | - | 0 | 0 | 0 | - |
| Dec 24 | SEA | 0 | 0 | 0 | 0 | - | 0 | - | 0 | - | 0 | - | 0 | 0 | 0 | - |
| Dec 31 | @ HOU | 0 | 0 | 0 | 0 | - | 0 | - | 0 | - | 0 | - | 0 | 0 | 0 | - |
| W18 | JAX | 0 | 0 | 0 | 0 | - | 0 | - | 0 | - | 0 | - | 0 | 0 | 0 | - |
| 2023 Totals | | 4-7 | 2 / 0 | 5 | 4 | 80.0 | 74 | 14.8 | 0 | 0.0 | 0 | 0.0 | 48 | 4 | 30 | 118.8 |

Other passers: D. Henry (1-1, 2 yards, TD vs. CIN, 10/1; 0-1 @ IND 10/8)

2023 TENNESSEE TITANS INDIVIDUAL GAME-BY-GAME RUSHING STATISTICS

| JULIUS CHESTNUT (RB) | | | | | | | | | DERRICK HENRY (RB) | | | | | | | | |
|----------------------|-------|--------------|----------|----------|----------|----------|----------|--|--------------------|-------|----------------|------------|------------|------------|-----------|----------|--|
| RUSHING | | | | | | | | | RUSHING | | | | | | | | |
| Date | Opp | GP / GS | Att | Yds | Avg | Lg | TD | | Date | Opp | GP / GS | Att | Yds | Avg | Lg | TD | |
| Sept 10 | @ NO | p | 0 | 0 | - | 0 | 0 | | Sept 10 | @ NO | S | 15 | 63 | 4.2 | 18 | 0 | |
| Sept 17 | LAC | p | 0 | 0 | - | 0 | 0 | | Sept 17 | LAC | S | 25 | 80 | 3.2 | 23 | 1 | |
| Sept 24 | @ CLE | p | 0 | 0 | - | 0 | 0 | | Sept 24 | @ CLE | S | 11 | 20 | 1.8 | 9 | 0 | |
| Oct 1 | CIN | 0 | 0 | 0 | - | 0 | 0 | | Oct 1 | CIN | S | 22 | 122 | 5.5 | 29t | 1 | |
| Oct 8 | @ IND | 0 | 0 | 0 | - | 0 | 0 | | Oct 8 | @ IND | S | 13 | 43 | 3.3 | 8 | 0 | |
| Oct 15 | BAL | 0 | 0 | 0 | - | 0 | 0 | | Oct 15 | BAL | S | 12 | 97 | 8.1 | 63 | 1 | |
| Oct 29 | ATL | 0 | 0 | 0 | - | 0 | 0 | | Oct 29 | ATL | S | 22 | 101 | 4.6 | 14 | 0 | |
| Nov 2 | @ PIT | 0 | 0 | 0 | - | 0 | 0 | | Nov 2 | @ PIT | S | 17 | 75 | 4.4 | 15 | 1 | |
| Nov 12 | @ TB | 0 | 0 | 0 | - | 0 | 0 | | Nov 12 | @ TB | S | 11 | 24 | 2.2 | 8 | 0 | |
| Nov 19 | @ JAX | 0 | 0 | 0 | - | 0 | 0 | | Nov 19 | @ JAX | S | 10 | 38 | 3.8 | 16 | 0 | |
| Nov 26 | CAR | 0 | 0 | 0 | - | 0 | 0 | | Nov 26 | CAR | S | 18 | 76 | 4.2 | 18 | 2 | |
| Dec 3 | IND | 0 | 0 | 0 | - | 0 | 0 | | Dec 3 | IND | 0 | 0 | 0 | - | 0 | 0 | |
| Dec 11 | @ MIA | 0 | 0 | 0 | - | 0 | 0 | | Dec 11 | @ MIA | 0 | 0 | 0 | - | 0 | 0 | |
| Dec 17 | HOU | 0 | 0 | 0 | - | 0 | 0 | | Dec 17 | HOU | 0 | 0 | 0 | - | 0 | 0 | |
| Dec 24 | SEA | 0 | 0 | 0 | - | 0 | 0 | | Dec 24 | SEA | 0 | 0 | 0 | - | 0 | 0 | |
| Dec 31 | @ HOU | 0 | 0 | 0 | - | 0 | 0 | | Dec 31 | @ HOU | 0 | 0 | 0 | - | 0 | 0 | |
| W18 | JAX | 0 | 0 | 0 | - | 0 | 0 | | W18 | JAX | 0 | 0 | 0 | - | 0 | 0 | |
| 2023 Totals | | 3 / 0 | 0 | 0 | - | 0 | 0 | | 2023 Totals | | 11 / 11 | 176 | 739 | 4.2 | 63 | 6 | |

| WILL LEVIS (QB) | | | | | | | | | TYJAE SPEARS (RB) | | | | | | | | |
|--------------------|-------|---------|-----------|-----------|------------|----------|----------|--|--------------------|-------|---------------|-----------|------------|------------|-----------|----------|--|
| RUSHING | | | | | | | | | RUSHING | | | | | | | | |
| Date | Opp | GP / GS | Att | Yds | Avg | Lg | TD | | Date | Opp | GP / GS | Att | Yds | Avg | Lg | TD | |
| Sept 10 | @ NO | | 0 | 0 | - | 0 | 0 | | Sept 10 | @ NO | p | 3 | 27 | 9.0 | 17 | 0 | |
| Sept 17 | LAC | | 0 | 0 | - | 0 | 0 | | Sept 17 | LAC | p | 8 | 49 | 6.1 | 14 | 0 | |
| Sept 24 | @ CLE | | 0 | 0 | - | 0 | 0 | | Sept 24 | @ CLE | p | 4 | 6 | 1.5 | 5 | 0 | |
| Oct 1 | CIN | | 0 | 0 | - | 0 | 0 | | Oct 1 | CIN | p | 5 | 40 | 8.0 | 22 | 0 | |
| Oct 8 | @ IND | | 0 | 0 | - | 0 | 0 | | Oct 8 | @ IND | p | 7 | 34 | 4.9 | 19t | 1 | |
| Oct 15 | BAL | | 0 | 0 | - | 0 | 0 | | Oct 15 | BAL | p | 4 | 15 | 3.8 | 12 | 0 | |
| Oct 29 | ATL | | 7 | 11 | 1.6 | 5 | 0 | | Oct 29 | ATL | p | 3 | 27 | 9.0 | 23 | 0 | |
| Nov 2 | @ PIT | | 1 | 2 | 2.0 | 2 | 0 | | Nov 2 | @ PIT | p | 5 | 18 | 3.6 | 8 | 0 | |
| Nov 12 | @ TB | | 0 | 0 | - | 0 | 0 | | Nov 12 | @ TB | p | 5 | 18 | 3.6 | 15 | 0 | |
| Nov 19 | @ JAX | | 4 | 2 | 0.5 | 4 | 0 | | Nov 19 | @ JAX | p | 4 | 14 | 3.5 | 5 | 0 | |
| Nov 26 | CAR | | 3 | -3 | -1.0 | -1 | 0 | | Nov 26 | CAR | p | 2 | 6 | 3.0 | 8 | 0 | |
| Dec 3 | IND | | 0 | 0 | - | 0 | 0 | | Dec 3 | IND | 0 | 0 | 0 | - | 0 | 0 | |
| Dec 11 | @ MIA | | 0 | 0 | - | 0 | 0 | | Dec 11 | @ MIA | 0 | 0 | 0 | - | 0 | 0 | |
| Dec 17 | HOU | | 0 | 0 | - | 0 | 0 | | Dec 17 | HOU | 0 | 0 | 0 | - | 0 | 0 | |
| Dec 24 | SEA | | 0 | 0 | - | 0 | 0 | | Dec 24 | SEA | 0 | 0 | 0 | - | 0 | 0 | |
| Dec 31 | @ HOU | | 0 | 0 | - | 0 | 0 | | Dec 31 | @ HOU | 0 | 0 | 0 | - | 0 | 0 | |
| W18 | JAX | | 0 | 0 | - | 0 | 0 | | W18 | JAX | 0 | 0 | 0 | - | 0 | 0 | |
| 2023 Totals | | | 15 | 12 | 0.8 | 5 | 0 | | 2023 Totals | | 11 / 0 | 50 | 254 | 5.1 | 23 | 1 | |

| RYAN TANNEHILL (QB) | | | | | | | | | MALIK WILLIS (QB) | | | | | | | | |
|---------------------|-------|--------------|-----------|-----------|------------|-----------|----------|--|--------------------|-------|--------------|----------|-----------|------------|-----------|----------|--|
| RUSHING | | | | | | | | | RUSHING | | | | | | | | |
| Date | Opp | GP / GS | Att | Yds | Avg | Lg | TD | | Date | Opp | GP / GS | Att | Yds | Avg | Lg | TD | |
| Sept 10 | @ NO | S | 3 | 5 | 1.7 | 2 | 0 | | Sept 10 | @ NO | DNP | 0 | 0 | - | 0 | 0 | |
| Sept 17 | LAC | S | 1 | 12 | 12.0 | 12t | 1 | | Sept 17 | LAC | DNP | 0 | 0 | - | 0 | 0 | |
| Sept 24 | @ CLE | S | 0 | 0 | - | 0 | 0 | | Sept 24 | @ CLE | DNP | 0 | 0 | - | 0 | 0 | |
| Oct 1 | CIN | S | 6 | 11 | 1.8 | 7 | 0 | | Oct 1 | CIN | DNP | 0 | 0 | - | 0 | 0 | |
| Oct 8 | @ IND | S | 2 | 12 | 6.0 | 13 | 0 | | Oct 8 | @ IND | DNP | 0 | 0 | - | 0 | 0 | |
| Oct 15 | BAL | S | 0 | 0 | - | 0 | 0 | | Oct 15 | BAL | p | 3 | 17 | 5.7 | 11 | 0 | |
| Oct 29 | ATL | IA | 0 | 0 | - | 0 | 0 | | Oct 29 | ATL | p | 2 | 4 | 2.0 | 4 | 0 | |
| Nov 2 | @ PIT | IA | 0 | 0 | - | 0 | 0 | | Nov 2 | @ PIT | DNP | 0 | 0 | - | 0 | 0 | |
| Nov 12 | @ TB | IA | 0 | 0 | - | 0 | 0 | | Nov 12 | @ TB | DNP | 0 | 0 | - | 0 | 0 | |
| Nov 19 | @ JAX | DNP | 0 | 0 | - | 0 | 0 | | Nov 19 | @ JAX | IA | 0 | 0 | - | 0 | 0 | |
| Nov 26 | CAR | DNP | 0 | 0 | - | 0 | 0 | | Nov 26 | CAR | IA | 0 | 0 | - | 0 | 0 | |
| Dec 3 | Ind | 0 | 0 | 0 | - | 0 | 0 | | Dec 3 | IND | 0 | 0 | 0 | - | 0 | 0 | |
| Dec 11 | @ MIA | 0 | 0 | 0 | - | 0 | 0 | | Dec 11 | @ MIA | 0 | 0 | 0 | - | 0 | 0 | |
| Dec 17 | HOU | 0 | 0 | 0 | - | 0 | 0 | | Dec 17 | HOU | 0 | 0 | 0 | - | 0 | 0 | |
| Dec 24 | SEA | 0 | 0 | 0 | - | 0 | 0 | | Dec 24 | SEA | 0 | 0 | 0 | - | 0 | 0 | |
| Dec 31 | @ HOU | 0 | 0 | 0 | - | 0 | 0 | | Dec 31 | @ HOU | 0 | 0 | 0 | - | 0 | 0 | |
| W18 | JAX | 0 | 0 | 0 | - | 0 | 0 | | Jan 6/7 | JAX | 0 | 0 | 0 | - | 0 | 0 | |
| 2023 Totals | | 6 / 6 | 12 | 40 | 3.3 | 13 | 1 | | 2023 Totals | | 2 / 0 | 5 | 21 | 4.2 | 11 | 0 | |

Other rushers:; TE C. Okonkwo (1 rush, 4 yards vs ATL, 10/29), WR T. Burks (1 rush, 9 yards @ NO 9/10; 1 rush, 5 yards @ PIT, 11/2), WR D. Hopkins (1 rush, 5 yards @ PIT, 11/2), S A. Hooker (1 rush, 2 yards vs ATL, 10/29), WR C. Moore (1 rush, 38 yards @ JAX, 11/19)

2023 TENNESSEE TITANS INDIVIDUAL GAME-BY-GAME RECEIVING STATISTICS

| TREYLON BURKS (WR) | | | | | | | | JULIUS CHESTNUT (RB) | | | | | | | |
|--------------------|--------------|---------|----------|------------|-------------|-----------|----------|----------------------|--------------|---------|----------|----------|----------|----------|----------|
| RECEIVING | | | | | | | | RECEIVING | | | | | | | |
| Date | Opp | GP / GS | No | Yds | Avg | Lg | TD | Date | Opp | GP / GS | No | Yds | Avg | Lg | TD |
| Sept 10 | @ NO | S | 2 | 18 | 9.0 | 14 | 0 | Sept 10 | @ NO | 0 | 0 | 0 | 0.0 | 0 | 0 |
| Sept 17 | LAC | S | 3 | 76 | 25.3 | 70 | 0 | Sept 17 | LAC | 0 | 0 | 0 | 0.0 | 0 | 0 |
| Sept 24 | @ CLE | S | 1 | 5 | 5.0 | 5 | 0 | Sept 24 | @ CLE | 0 | 0 | 0 | 0.0 | 0 | 0 |
| Oct 1 | CIN | IA | 0 | 0 | - | 0 | 0 | Oct 1 | CIN | 0 | 0 | 0 | 0.0 | 0 | 0 |
| Oct 8 | @ IND | IA | 0 | 0 | - | 0 | 0 | Oct 8 | @ IND | 0 | 0 | 0 | 0.0 | 0 | 0 |
| Oct 15 | BAL | IA | 0 | 0 | - | 0 | 0 | Oct 15 | BAL | 0 | 0 | 0 | 0.0 | 0 | 0 |
| Oct 29 | ATL | S | 0 | 0 | - | 0 | 0 | Oct 29 | ATL | 0 | 0 | 0 | 0.0 | 0 | 0 |
| Nov 2 | @ PIT | S | 2 | 23 | 11.5 | 21 | 0 | Nov 2 | @ PIT | 0 | 0 | 0 | 0.0 | 0 | 0 |
| Nov 12 | @ TB | IA | 0 | 0 | - | 0 | 0 | Nov 12 | @ TB | 0 | 0 | 0 | 0.0 | 0 | 0 |
| Nov 19 | @ JAX | IA | 0 | 0 | - | 0 | 0 | Nov 19 | @ JAX | 0 | 0 | 0 | 0.0 | 0 | 0 |
| Nov 26 | CAR | IA | 0 | 0 | - | 0 | 0 | Nov 26 | CAR | 0 | 0 | 0 | 0.0 | 0 | 0 |
| Dec 3 | IND | 0 | 0 | 0 | - | 0 | 0 | Dec 3 | IND | 0 | 0 | 0 | 0.0 | 0 | 0 |
| Dec 11 | @ MIA | 0 | 0 | 0 | - | 0 | 0 | Dec 11 | @ MIA | 0 | 0 | 0 | 0.0 | 0 | 0 |
| Dec 17 | HOU | 0 | 0 | 0 | - | 0 | 0 | Dec 17 | HOU | 0 | 0 | 0 | 0 | 0 | 0 |
| Dec 24 | SEA | 0 | 0 | 0 | - | 0 | 0 | Dec 24 | SEA | 0 | 0 | 0 | 0.0 | 0 | 0 |
| Dec 31 | @ HOU | 0 | 0 | 0 | - | 0 | 0 | Dec 31 | @ HOU | 0 | 0 | 0 | 0.0 | 0 | 0 |
| W18 | JAX | 0 | 0 | 0 | - | 0 | 0 | W18 | JAX | 0 | 0 | 0 | 0.0 | 0 | 0 |
| 2023 Totals | 5 / 5 | | 8 | 122 | 15.3 | 70 | 0 | 2023 Totals | 3 / 0 | | 0 | 0 | - | 0 | 0 |

| COLTON DOWELL (WR) | | | | | | | | DERRICK HENRY (RB) | | | | | | | |
|--------------------|--------------|---------|----------|----------|----------|----------|----------|--------------------|----------------|---------|-----------|------------|------------|-----------|----------|
| RECEIVING | | | | | | | | RECEIVING | | | | | | | |
| Date | Opp | GP / GS | No | Yds | Avg | Lg | TD | Date | Opp | GP / GS | No | Yds | Avg | Lg | TD |
| Sept 10 | @ NO | IA | 0 | 0 | - | 0 | 0 | Sept 10 | @ NO | S | 2 | 56 | 28.0 | 46 | 0 |
| Sept 17 | LAC | IA | 0 | 0 | - | 0 | 0 | Sept 17 | LAC | S | 3 | 15 | 5.0 | 9 | 0 |
| Sept 24 | @ CLE | IA | 0 | 0 | - | 0 | 0 | Sept 24 | @ CLE | S | 0 | 0 | - | 0 | 0 |
| Oct 1 | CIN | p | 0 | 0 | - | 0 | 0 | Oct 1 | CIN | S | 1 | 11 | 11.0 | 11 | 0 |
| Oct 8 | @ IND | p | 0 | 0 | - | 0 | 0 | Oct 8 | @ IND | S | 3 | 19 | 6.3 | 13 | 0 |
| Oct 15 | BAL | p | 0 | 0 | - | 0 | 0 | Oct 15 | BAL | S | 2 | 16 | 8.0 | 9 | 0 |
| Oct 29 | ATL | IA | 0 | 0 | - | 0 | 0 | Oct 29 | ATL | S | 4 | 21 | 5.3 | 8 | 0 |
| Nov 2 | @ PIT | IA | 0 | 0 | - | 0 | 0 | Nov 2 | @ PIT | S | 3 | 27 | 9.0 | 23 | 0 |
| Nov 12 | @ TB | IA | 0 | 0 | - | 0 | 0 | Nov 12 | @ TB | S | 1 | -4 | -4.0 | -4 | 0 |
| Nov 19 | @ JAX | p | 0 | 0 | - | 0 | 0 | Nov 19 | @ JAX | S | 1 | 6 | 6.0 | 6 | 0 |
| Nov 26 | CAR | p | 0 | 0 | - | 0 | 0 | Nov 26 | CAR | S | 1 | 0 | 0.0 | 0 | 0 |
| Dec 3 | IND | 0 | 0 | 0 | - | 0 | 0 | Dec 3 | IND | 0 | 0 | 0 | - | 0 | 0 |
| Dec 11 | @ MIA | 0 | 0 | 0 | - | 0 | 0 | Dec 11 | @ MIA | 0 | 0 | 0 | - | 0 | 0 |
| Dec 17 | HOU | 0 | 0 | 0 | - | 0 | 0 | Dec 17 | HOU | 0 | 0 | 0 | - | 0 | 0 |
| Dec 24 | SEA | 0 | 0 | 0 | - | 0 | 0 | Dec 24 | SEA | 0 | 0 | 0 | - | 0 | 0 |
| Dec 31 | @ HOU | 0 | 0 | 0 | - | 0 | 0 | Dec 31 | @ HOU | 0 | 0 | 0 | - | 0 | 0 |
| W18 | JAX | 0 | 0 | 0 | - | 0 | 0 | W18 | JAX | 0 | 0 | 0 | - | 0 | 0 |
| 2023 Totals | 5 / 0 | | 0 | 0 | - | 0 | 0 | 2023 Totals | 11 / 11 | | 21 | 167 | 8.0 | 46 | 0 |

| DEANDRE HOPKINS (WR) | | | | | | | | CHRIS MOORE (WR) | | | | | | | |
|----------------------|----------------|---------|-----------|------------|-------------|------------|----------|--------------------|---------------|---------|-----------|------------|-------------|-----------|----------|
| RECEIVING | | | | | | | | RECEIVING | | | | | | | |
| Date | Opp | GP / GS | No | Yds | Avg | Lg | TD | Date | Opp | GP / GS | No | Yds | Avg | Lg | TD |
| Sept 10 | @ NO | S | 7 | 65 | 9.3 | 16 | 0 | Sept 10 | @ NO | p | 0 | 0 | - | 0 | 0 |
| Sept 17 | LAC | S | 4 | 40 | 10.0 | 14 | 0 | Sept 17 | LAC | p | 1 | 49 | 49.0 | 49 | 0 |
| Sept 24 | @ CLE | S | 3 | 48 | 16.0 | 26 | 0 | Sept 24 | @ CLE | p | 2 | 41 | 20.5 | 33 | 0 |
| Oct 1 | CIN | S | 4 | 63 | 15.8 | 38 | 0 | Oct 1 | CIN | S | 1 | 44 | 44.0 | 44 | 0 |
| Oct 8 | @ IND | S | 8 | 140 | 17.5 | 36 | 0 | Oct 8 | @ IND | p | 0 | 0 | - | 0 | 0 |
| Oct 15 | BAL | S | 1 | 20 | 20.0 | 20 | 0 | Oct 15 | BAL | S | 1 | 6 | 6.0 | 6 | 0 |
| Oct 29 | ATL | S | 4 | 128 | 32.0 | 61t | 3 | Oct 29 | ATL | p | 0 | 0 | - | 0 | 0 |
| Nov 2 | @ PIT | S | 4 | 60 | 15.0 | 29 | 0 | Nov 2 | @ PIT | p | 1 | 29 | 29.0 | 29 | 0 |
| Nov 12 | @ TB | S | 3 | 27 | 9.0 | 15 | 0 | Nov 12 | @ TB | p | 2 | 21 | 10.5 | 11 | 0 |
| Nov 19 | @ JAX | S | 4 | 59 | 14.8 | 43t | 1 | Nov 19 | @ JAX | p | 1 | 49 | 49.0 | 49 | 0 |
| Nov 26 | CAR | S | 3 | 49 | 16.3 | 19 | 0 | Nov 26 | CAR | S | 3 | 41 | 13.7 | 22 | 0 |
| Dec 3 | IND | 0 | 0 | 0 | - | 0 | 0 | Dec 3 | IND | 0 | 0 | 0 | - | 0 | 0 |
| Dec 11 | @ MIA | 0 | 0 | 0 | - | 0 | 0 | Dec 11 | @ MIA | 0 | 0 | 0 | - | 0 | 0 |
| Dec 17 | HOU | 0 | 0 | 0 | - | 0 | 0 | Dec 17 | HOU | 0 | 0 | 0 | - | 0 | 0 |
| Dec 24 | SEA | 0 | 0 | 0 | - | 0 | 0 | Dec 24 | SEA | 0 | 0 | 0 | - | 0 | 0 |
| Dec 31 | @ HOU | 0 | 0 | 0 | - | 0 | 0 | Dec 31 | @ HOU | 0 | 0 | 0 | - | 0 | 0 |
| W18 | JAX | 0 | 0 | 0 | - | 0 | 0 | W18 | JAX | 0 | 0 | 0 | - | 0 | 0 |
| 2023 Totals | 11 / 11 | | 45 | 699 | 15.5 | 61t | 4 | 2023 Totals | 11 / 3 | | 12 | 280 | 23.3 | 49 | 0 |

2023 TENNESSEE TITANS INDIVIDUAL GAME-BY-GAME RECEIVING STATISTICS

| CHIG OKONKWO (TE) | | | | | | | | KYLE PHILIPS (WR) | | | | | | | |
|--------------------|-------|---------------|-----------|------------|------------|-----------|----------|--------------------|-------|--------------|-----------|------------|-------------|-----------|----------|
| RECEIVING | | | | | | | | RECEIVING | | | | | | | |
| Date | Opp | GP / GS | No | Yds | Avg | Lg | TD | Date | Opp | GP / GS | No | Yds | Avg | Lg | TD |
| Sept 10 | @ NO | S | 0 | 0 | - | 0 | 0 | Sept 11 | @ NO | IR | 0 | 0 | - | 0 | 0 |
| Sept 17 | LAC | S | 4 | 35 | 8.8 | 20 | 0 | Sept 17 | LAC | IR | 0 | 0 | - | 0 | 0 |
| Sept 24 | @ CLE | S | 3 | 7 | 2.3 | 6 | 0 | Sept 24 | @ CLE | IR | 0 | 0 | - | 0 | 0 |
| Oct 1 | CIN | p | 3 | 29 | 9.7 | 13 | 0 | Oct 1 | CIN | IR | 0 | 0 | - | 0 | 0 |
| Oct 8 | @ IND | S | 5 | 33 | 6.6 | 11 | 0 | Oct 8 | @ IND | p | 0 | 0 | - | 0 | 0 |
| Oct 15 | BAL | p | 2 | 18 | 9.0 | 11 | 0 | Oct 15 | BAL | p | 1 | 6 | 6.0 | 6 | 0 |
| Oct 29 | ATL | S | 4 | 23 | 5.8 | 12 | 0 | Oct 29 | ATL | p | 3 | 24 | 8.0 | 10 | 0 |
| Nov 2 | @ PIT | S | 3 | 28 | 9.3 | 12 | 0 | Nov 2 | @ PIT | p | 4 | 68 | 17.0 | 24 | 0 |
| Nov 12 | @ TB | S | 3 | 27 | 9.0 | 15 | 0 | Nov 12 | @ TB | p | 3 | 61 | 20.3 | 29 | 0 |
| Nov 19 | @ JAX | p | 1 | 6 | 6.0 | 6 | 0 | Nov 19 | @ JAX | p | 1 | 10 | 10.0 | 10 | 0 |
| Nov 26 | CAR | p | 4 | 45 | 11.3 | 25 | 0 | Nov 26 | CAR | p | 1 | -3 | -3.0 | -3 | 0 |
| Dec 3 | IND | 0 | 0 | 0 | - | 0 | 0 | Dec 3 | IND | 0 | 0 | 0 | - | 0 | 0 |
| Dec 11 | @ MIA | 0 | 0 | 0 | - | 0 | 0 | Dec 11 | @ MIA | 0 | 0 | 0 | - | 0 | 0 |
| Dec 17 | HOU | 0 | 0 | 0 | - | 0 | 0 | Dec 17 | HOU | 0 | 0 | 0 | - | 0 | 0 |
| Dec 24 | SEA | 0 | 0 | 0 | - | 0 | 0 | Dec 24 | SEA | 0 | 0 | 0 | - | 0 | 0 |
| Dec 31 | @ HOU | 0 | 0 | 0 | - | 0 | 0 | Dec 31 | @ HOU | 0 | 0 | 0 | - | 0 | 0 |
| W18 | JAX | 0 | 0 | 0 | - | 0 | 0 | W18 | JAX | 0 | 0 | 0 | - | 0 | 0 |
| 2023 Totals | | 11 / 7 | 32 | 251 | 7.8 | 25 | 0 | 2023 Totals | | 7 / 0 | 13 | 166 | 12.8 | 29 | 0 |

| TYJAE SPEARS (RB) | | | | | | | | TREVON WESCO (TE) | | | | | | | |
|--------------------|-------|---------------|-----------|------------|------------|-----------|----------|--------------------|-------|---------------|----------|-----------|-------------|-----------|----------|
| RECEIVING | | | | | | | | RECEIVING | | | | | | | |
| Date | Opp | GP / GS | No | Yds | Avg | Lg | TD | Date | Opp | GP / GS | No | Yds | Avg | Lg | TD |
| Sept 10 | @ NO | p | 3 | 27 | 9.0 | 17 | 0 | Sept 10 | @ NO | S | 0 | 0 | - | 0 | 0 |
| Sept 17 | LAC | p | 8 | 49 | 6.1 | 14 | 0 | Sept 17 | LAC | p | 0 | 0 | - | 0 | 0 |
| Sept 24 | @ CLE | p | 4 | 6 | 1.5 | 5 | 0 | Sept 24 | @ CLE | S | 0 | 0 | - | 0 | 0 |
| Oct 1 | CIN | p | 5 | 40 | 8.0 | 22 | 0 | Oct 1 | CIN | S | 0 | 0 | - | 0 | 0 |
| Oct 8 | @ IND | p | 7 | 34 | 4.9 | 19t | 1 | Oct 8 | @ IND | p | 1 | 21 | 21.0 | 21 | 0 |
| Oct 15 | BAL | p | 4 | 15 | 3.8 | 12 | 0 | Oct 15 | BAL | S | 0 | 0 | - | 0 | 0 |
| Oct 29 | ATL | p | 3 | 27 | 9.0 | 23 | 0 | Oct 29 | ATL | S | 0 | 0 | - | 0 | 0 |
| Nov 2 | @ PIT | p | 5 | 18 | 3.6 | 8 | 0 | Nov 2 | @ PIT | S | 0 | 0 | - | 0 | 0 |
| Nov 12 | @ TB | p | 5 | 18 | 3.6 | 15 | 0 | Nov 12 | @ TB | S | 0 | 0 | - | 0 | 0 |
| Nov 19 | @ JAX | p | 4 | 14 | 3.5 | 5 | 0 | Nov 19 | @ JAX | S | 0 | 0 | - | 0 | 0 |
| Nov 26 | CAR | p | 2 | 6 | 3.0 | 8 | 0 | Nov 26 | CAR | S | 0 | 0 | - | 0 | 0 |
| Dec 3 | IND | 0 | 0 | 0 | - | 0 | 0 | Dec 3 | IND | 0 | 0 | 0 | - | 0 | 0 |
| Dec 11 | @ MIA | 0 | 0 | 0 | - | 0 | 0 | Dec 11 | @ MIA | 0 | 0 | 0 | - | 0 | 0 |
| Dec 17 | HOU | 0 | 0 | 0 | - | 0 | 0 | Dec 17 | HOU | 0 | 0 | 0 | - | 0 | 0 |
| Dec 24 | SEA | 0 | 0 | 0 | - | 0 | 0 | Dec 24 | SEA | 0 | 0 | 0 | - | 0 | 0 |
| Dec 31 | @ HOU | 0 | 0 | 0 | - | 0 | 0 | Dec 31 | @ HOU | 0 | 0 | 0 | - | 0 | 0 |
| W18 | JAX | 0 | 0 | 0 | - | 0 | 0 | W18 | JAX | 0 | 0 | 0 | - | 0 | 0 |
| 2023 Totals | | 11 / 0 | 50 | 254 | 5.1 | 23 | 1 | 2023 Totals | | 11 / 9 | 1 | 21 | 21.0 | 21 | 0 |

| NICK WESTBROOK-IKHINE (WR) | | | | | | | | JOSH WHYLE (TE) | | | | | | | |
|----------------------------|-------|---------------|-----------|------------|-------------|------------|----------|--------------------|-------|---------------|----------|-----------|------------|-----------|----------|
| RECEIVING | | | | | | | | RECEIVING | | | | | | | |
| Date | Opp | GP / GS | No | Yds | Avg | Lg | TD | Date | Opp | GP / GS | No | Yds | Avg | Lg | TD |
| Sept 10 | @ NO | p | 4 | 58 | 14.5 | 24 | 0 | Sept 10 | @ NO | p | 0 | 0 | - | 0 | 0 |
| Sept 17 | LAC | S | 3 | 25 | 8.3 | 14 | 1 | Sept 17 | LAC | p | 0 | 0 | - | 0 | 0 |
| Sept 24 | @ CLE | p | 0 | 0 | - | 0 | 0 | Sept 24 | @ CLE | p | 0 | 0 | - | 0 | 0 |
| Oct 1 | CIN | S | 5 | 51 | 10.2 | 22 | 1 | Oct 1 | CIN | p | 2 | 26 | 13.0 | 24 | 1 |
| Oct 8 | @ IND | S | 1 | 9 | 9.0 | 9 | 0 | Oct 8 | @ IND | S | 1 | 7 | 7.0 | 7 | 0 |
| Oct 15 | BAL | S | 3 | 25 | 8.3 | 10 | 0 | Oct 15 | BAL | p | 1 | 11 | 11.0 | 11 | 0 |
| Oct 29 | ATL | p | 1 | 33 | 33.0 | 33t | 1 | Oct 29 | ATL | IA | 0 | 0 | - | 0 | 0 |
| Nov 2 | @ PIT | p | 1 | 23 | 23.0 | 23 | 0 | Nov 2 | @ PIT | p | 0 | 0 | - | 0 | 0 |
| Nov 12 | @ TB | p | 1 | 9 | 9.0 | 9 | 0 | Nov 12 | @ TB | S | 2 | 16 | 8.0 | 10 | 0 |
| Nov 19 | @ JAX | S | 1 | 7 | 7.0 | 7 | 0 | Nov 19 | @ JAX | S | 1 | 7 | 7.0 | 7 | 0 |
| Nov 26 | CAR | S | 4 | 41 | 10.3 | 18 | 0 | Nov 26 | CAR | p | 1 | 11 | 11.0 | 11 | 0 |
| Dec 3 | IND | 0 | 0 | 0 | - | 0 | 0 | Dec 3 | IND | 0 | 0 | 0 | - | 0 | 0 |
| Dec 11 | @ MIA | 0 | 0 | 0 | - | 0 | 0 | Dec 11 | @ MIA | 0 | 0 | 0 | - | 0 | 0 |
| Dec 17 | HOU | 0 | 0 | 0 | - | 0 | 0 | Dec 17 | HOU | 0 | 0 | 0 | - | 0 | 0 |
| Dec 24 | SEA | 0 | 0 | 0 | - | 0 | 0 | Dec 24 | SEA | 0 | 0 | 0 | - | 0 | 0 |
| Dec 31 | @ HOU | 0 | 0 | 0 | - | 0 | 0 | Dec 31 | @ HOU | 0 | 0 | 0 | - | 0 | 0 |
| W18 | JAX | 0 | 0 | 0 | - | 0 | 0 | W18 | JAX | 0 | 0 | 0 | - | 0 | 0 |
| 2023 Totals | | 11 / 6 | 24 | 281 | 11.7 | 33t | 3 | 2023 Totals | | 10 / 3 | 8 | 78 | 9.8 | 24 | 1 |

Other receivers: DT J. Simmons (one reception, TD @ JAX, 11/19)

2023 TENNESSEE TITANS INDIVIDUAL GAME-BY-GAME PUNTING

RYAN STONEHOUSE (P)

| Date | Opp | GP / GS | PUNTING | | | | | | | | | | |
|--------------------|-------|---------------|-----------|--------------|-------------|-----------|------------|-------------|----------|-----------|-----------|----------|-------------|
| | | | No. | Yds | Avg | Ret | Yds | R Avg | TB | In | Lg | Blk | Net |
| Sept 10 | @ NO | p | 3 | 107 | 35.7 | 2 | 6 | 3.0 | 0 | 1 | 62 | 0 | 33.7 |
| Sept 17 | LAC | p | 5 | 306 | 61.2 | 4 | 63 | 15.8 | 1 | 0 | 63 | 0 | 44.6 |
| Sept 24 | @ CLE | p | 7 | 374 | 53.4 | 2 | 11 | 5.5 | 2 | 4 | 74 | 0 | 46.1 |
| Oct 1 | CIN | p | 2 | 93 | 46.5 | 1 | 2 | 2.0 | 0 | 2 | 48 | 0 | 45.5 |
| Oct 8 | @ IND | p | 1 | 43 | 43.0 | 1 | 5 | 5.0 | 0 | 0 | 43 | 0 | 38.0 |
| Oct 15 | BAL | p | 5 | 263 | 52.6 | 3 | 91 | 30.3 | 0 | 2 | 57 | 0 | 34.4 |
| Oct 29 | ATL | p | 8 | 420 | 52.5 | 1 | 6 | 6.0 | 2 | 6 | 72 | 0 | 46.8 |
| Nov 2 | @ PIT | p | 3 | 171 | 57.0 | 2 | 13 | 6.5 | 0 | 3 | 61 | 0 | 52.7 |
| Nov 12 | @ TB | p | 4 | 227 | 56.8 | 2 | 15 | 7.5 | 1 | 2 | 62 | 0 | 48.0 |
| Nov 19 | @ JAX | p | 4 | 214 | 53.5 | 0 | 0 | - | 1 | 2 | 73 | 0 | 48.5 |
| Nov 26 | CAR | p | 7 | 376 | 53.7 | 2 | 9 | 4.5 | 2 | 5 | 71 | 0 | 46.7 |
| Dec 3 | IND | 0 | 0 | 0 | - | 0 | 0 | - | 0 | 0 | 0 | 0 | - |
| Dec 11 | @ MIA | 0 | 0 | 0 | - | 0 | 0 | - | 0 | 0 | 0 | 0 | - |
| Dec 17 | HOU | 0 | 0 | 0 | - | 0 | 0 | - | 0 | 0 | 0 | 0 | - |
| Dec 24 | SEA | 0 | 0 | 0 | - | 0 | 0 | - | 0 | 0 | 0 | 0 | - |
| Dec 31 | @ HOU | 0 | 0 | 0 | - | 0 | 0 | - | 0 | 0 | 0 | 0 | - |
| W18 | JAX | 0 | 0 | 0 | - | 0 | 0 | - | 0 | 0 | 0 | 0 | - |
| 2023 Totals | | 11 / 0 | 49 | 2,594 | 52.9 | 20 | 221 | 11.1 | 9 | 27 | 74 | 0 | 44.8 |

Other Punters: (none)

2023 INDIVIDUAL GAME-BY-GAME PUNT AND KICKOFF RETURNS

KEARIS JACKSON (WR)

| Date | Opp | GP / GS | PUNT RETURNS | | | | | | | KICKOFF RETURNS | | | | |
|--------------------|------|--------------|--------------|----------|-----------|------------|-----------|----------|----------|-----------------|----------|----------|----------|--|
| | | | No | FC | Yds | Avg | Lg | TD | No | Yds | Avg | Lg | TD | |
| Sept 10 | @ NO | p | 4 | 0 | 37 | 9.3 | 14 | 0 | 0 | 0 | - | 0 | 0 | |
| Sept 17 | LAC | p | 2 | 3 | 11 | 5.5 | 11 | 0 | 0 | 0 | - | 0 | 0 | |
| 2023 Totals | | 2 / 0 | 6 | 3 | 48 | 8.0 | 14 | 0 | 0 | 0 | - | 0 | 0 | |

TYJAE SPEARS (RB)

| Date | Opp | GP / GS | PUNT RETURNS | | | | | | | KICKOFF RETURNS | | | | |
|--------------------|-------|---------------|--------------|----------|----------|----------|----------|----------|-----------|-----------------|-------------|-----------|----------|--|
| | | | No | FC | Yds | Avg | Lg | TD | No | Yds | Avg | Lg | TD | |
| Sept 10 | @ NO | p | 0 | 0 | 0 | - | 0 | 0 | 0 | 0 | - | 0 | 0 | |
| Sept 17 | LAC | p | 0 | 0 | 0 | - | 0 | 0 | 0 | 0 | - | 0 | 0 | |
| Sept 24 | @ CLE | p | 0 | 0 | 0 | - | 0 | 0 | 1 | 21 | 21.0 | 21 | 0 | |
| Oct 1 | CIN | p | 0 | 0 | 0 | - | 0 | 0 | 1 | 16 | 16.0 | 16 | 0 | |
| Oct 8 | @ IND | p | 0 | 0 | 0 | - | 0 | 0 | 1 | 12 | 12.0 | 12 | 0 | |
| Oct 15 | BAL | p | 0 | 0 | 0 | - | 0 | 0 | 0 | 0 | - | 0 | 0 | |
| Oct 29 | ATL | p | 0 | 0 | 0 | - | 0 | 0 | 0 | 0 | - | 0 | 0 | |
| Nov 2 | @ PIT | p | 0 | 0 | 0 | - | 0 | 0 | 2 | 46 | 23.0 | 29 | 0 | |
| Nov 12 | @ TB | p | 0 | 0 | 0 | - | 0 | 0 | 0 | 0 | - | 0 | 0 | |
| Nov 19 | @ JAX | p | 0 | 0 | 0 | - | 0 | 0 | 4 | 81 | 20.3 | 26 | 0 | |
| Nov 26 | CAR | p | 0 | 0 | 0 | - | 0 | 0 | 2 | 54 | 27.0 | 33 | 0 | |
| Dec 3 | IND | 0 | 0 | 0 | 0 | - | 0 | 0 | 0 | 0 | - | 0 | 0 | |
| Dec 17 | HOU | 0 | 0 | 0 | 0 | - | 0 | 0 | 0 | 0 | - | 0 | 0 | |
| Dec 11 | @ MIA | 0 | 0 | 0 | 0 | - | 0 | 0 | 0 | 0 | - | 0 | 0 | |
| Dec 24 | SEA | 0 | 0 | 0 | 0 | - | 0 | 0 | 0 | 0 | - | 0 | 0 | |
| Dec 31 | @ HOU | 0 | 0 | 0 | 0 | - | 0 | 0 | 0 | 0 | - | 0 | 0 | |
| W18 | JAX | 0 | 0 | 0 | 0 | - | 0 | 0 | 0 | 0 | - | 0 | 0 | |
| 2023 Totals | | 11 / 0 | 0 | 0 | 0 | - | 0 | 0 | 11 | 230 | 20.9 | 33 | 0 | |

KYLE PHILIPS (WR)

| Date | Opp | GP / GS | PUNT RETURNS | | | | | | | KICKOFF RETURNS | | | | |
|--------------------|-------|--------------|--------------|----------|-----------|------------|-----------|----------|----------|-----------------|-------------|-----------|----------|--|
| | | | No | FC | Yds | Avg | Lg | TD | No | Yds | Avg | Lg | TD | |
| Sept 10 | @ NO | IR | 0 | 0 | 0 | - | 0 | 0 | 0 | 0 | - | 0 | 0 | |
| Sept 17 | LAC | IR | 0 | 0 | 0 | - | 0 | 0 | 0 | 0 | - | 0 | 0 | |
| Sept 24 | @ CLE | IR | 0 | 0 | 0 | - | 0 | 0 | 0 | 0 | - | 0 | 0 | |
| Oct 1 | CIN | IR | 0 | 0 | 0 | - | 0 | 0 | 0 | 0 | - | 0 | 0 | |
| Oct 8 | @ IND | p | 1 | 0 | 12 | 12.0 | 12 | 0 | 0 | 0 | - | 0 | 0 | |
| Oct 15 | BAL | p | 3 | 0 | 11 | 3.7 | 11 | 0 | 0 | 0 | - | 0 | 0 | |
| Oct 29 | ATL | p | 0 | 0 | 0 | - | 0 | 0 | 1 | 13 | 13.0 | 13 | 0 | |
| Nov 2 | @ PIT | p | 0 | 0 | 0 | - | 0 | 0 | 0 | 0 | - | 0 | 0 | |
| Nov 12 | @ TB | p | 0 | 0 | 0 | - | 0 | 0 | 0 | 0 | - | 0 | 0 | |
| Nov 19 | @ JAX | p | 0 | 0 | 0 | - | 0 | 0 | 0 | 0 | - | 0 | 0 | |
| Nov 26 | CAR | p | 0 | 0 | 0 | - | 0 | 0 | 0 | 0 | - | 0 | 0 | |
| Dec 3 | IND | 0 | 0 | 0 | 0 | - | 0 | 0 | 0 | 0 | - | 0 | 0 | |
| Dec 17 | HOU | 0 | 0 | 0 | 0 | - | 0 | 0 | 0 | 0 | - | 0 | 0 | |
| Dec 11 | @ MIA | 0 | 0 | 0 | 0 | - | 0 | 0 | 0 | 0 | - | 0 | 0 | |
| Dec 24 | SEA | 0 | 0 | 0 | 0 | - | 0 | 0 | 0 | 0 | - | 0 | 0 | |
| Dec 31 | @ HOU | 0 | 0 | 0 | 0 | - | 0 | 0 | 0 | 0 | - | 0 | 0 | |
| W18 | JAX | 0 | 0 | 0 | 0 | - | 0 | 0 | 0 | 0 | - | 0 | 0 | |
| 2023 Totals | | 7 / 0 | 4 | 0 | 23 | 5.8 | 12 | 0 | 1 | 13 | 13.0 | 13 | 0 | |

MASON KINSEY (WR)

| Date | Opp | GP / GS | PUNT RETURNS | | | | | | | KICKOFF RETURNS | | | | |
|--------------------|-------|--------------|--------------|----------|-----------|-------------|-----------|----------|----------|-----------------|----------|----------|----------|--|
| | | | No | FC | Yds | Avg | Lg | TD | No | Yds | Avg | Lg | TD | |
| Sept 10 | @ NO | PS | 0 | 0 | 0 | - | 0 | 0 | 0 | 0 | - | 0 | 0 | |
| Sept 17 | LAC | PS | 0 | 0 | 0 | - | 0 | 0 | 0 | 0 | - | 0 | 0 | |
| Sept 24 | @ CLE | p | 1 | 1 | 13 | 13.0 | 13 | 0 | 0 | 0 | - | 0 | 0 | |
| Oct 1 | CIN | p | 3 | 0 | 37 | 12.3 | 21 | 0 | 0 | 0 | - | 0 | 0 | |
| Oct 8 | @ IND | 0 | 0 | 0 | 0 | - | 0 | 0 | 0 | 0 | - | 0 | 0 | |
| Oct 15 | BAL | 0 | 0 | 0 | 0 | - | 0 | 0 | 0 | 0 | - | 0 | 0 | |
| Oct 29 | ATL | 0 | 0 | 0 | 0 | - | 0 | 0 | 0 | 0 | - | 0 | 0 | |
| Nov 2 | @ PIT | 0 | 0 | 0 | 0 | - | 0 | 0 | 0 | 0 | - | 0 | 0 | |
| Nov 12 | @ TB | 0 | 0 | 0 | 0 | - | 0 | 0 | 0 | 0 | - | 0 | 0 | |
| Nov 19 | @ JAX | 0 | 0 | 0 | 0 | - | 0 | 0 | 0 | 0 | - | 0 | 0 | |
| Nov 26 | CAR | 0 | 0 | 0 | 0 | - | 0 | 0 | 0 | 0 | - | 0 | 0 | |
| Dec 3 | IND | 0 | 0 | 0 | 0 | - | 0 | 0 | 0 | 0 | - | 0 | 0 | |
| Dec 17 | HOU | 0 | 0 | 0 | 0 | - | 0 | 0 | 0 | 0 | - | 0 | 0 | |
| Dec 11 | @ MIA | 0 | 0 | 0 | 0 | - | 0 | 0 | 0 | 0 | - | 0 | 0 | |
| Dec 24 | SEA | 0 | 0 | 0 | 0 | - | 0 | 0 | 0 | 0 | - | 0 | 0 | |
| Dec 31 | @ HOU | 0 | 0 | 0 | 0 | - | 0 | 0 | 0 | 0 | - | 0 | 0 | |
| W18 | JAX | 0 | 0 | 0 | 0 | - | 0 | 0 | 0 | 0 | - | 0 | 0 | |
| 2023 Totals | | 2 / 0 | 4 | 1 | 50 | 12.5 | 21 | 0 | 0 | 0 | - | 0 | 0 | |

2023 INDIVIDUAL GAME-BY-GAME PUNT AND KICKOFF RETURNS

ERIC GARROR (DB)

| Date | Opp | GP / GS | PUNT RETURNS | | | | | | | KICKOFF RETURNS | | | | |
|-------------|-------|---------|--------------|----|-----|------|----|----|----|-----------------|-----|----|----|---|
| | | | No | FC | Yds | Avg | Lg | TD | No | Yds | Avg | Lg | TD | |
| Sept 10 | @ NO | PS | 0 | 0 | 0 | - | 0 | 0 | 0 | 0 | 0 | - | 0 | 0 |
| Sept 17 | LAC | p | 0 | 0 | 0 | - | 0 | 0 | 0 | 0 | 0 | - | 0 | 0 |
| Sept 24 | @ CLE | PS | 0 | 0 | 0 | - | 0 | 0 | 0 | 0 | 0 | - | 0 | 0 |
| Oct 1 | CIN | PS | 0 | 0 | 0 | - | 0 | 0 | 0 | 0 | 0 | - | 0 | 0 |
| Oct 8 | @ IND | PS | 0 | 0 | 0 | - | 0 | 0 | 0 | 0 | 0 | - | 0 | 0 |
| Oct 15 | BAL | PS | 0 | 0 | 0 | - | 0 | 0 | 0 | 0 | 0 | - | 0 | 0 |
| Oct 29 | ATL | S | 5 | 1 | 32 | 6.4 | 15 | 0 | 0 | 0 | 0 | - | 0 | 0 |
| Nov 2 | @ PIT | p | 2 | 1 | 7 | 3.5 | 8 | 0 | 0 | 0 | 0 | - | 0 | 0 |
| Nov 12 | @ TB | p | 3 | 1 | 23 | 7.7 | 15 | 0 | 0 | 0 | 0 | - | 0 | 0 |
| Nov 19 | @ JAX | p | 1 | 0 | 15 | 15.0 | 15 | 0 | 0 | 0 | 0 | - | 0 | 0 |
| Nov 26 | CAR | p | 2 | 1 | 16 | 8.0 | 11 | 0 | 0 | 0 | 0 | - | 0 | 0 |
| Dec 3 | IND | 0 | 0 | 0 | 0 | - | 0 | 0 | 0 | 0 | 0 | - | 0 | 0 |
| Dec 17 | HOU | 0 | 0 | 0 | 0 | - | 0 | 0 | 0 | 0 | 0 | - | 0 | 0 |
| Dec 11 | @ MIA | 0 | 0 | 0 | 0 | - | 0 | 0 | 0 | 0 | 0 | - | 0 | 0 |
| Dec 24 | SEA | 0 | 0 | 0 | 0 | - | 0 | 0 | 0 | 0 | 0 | - | 0 | 0 |
| Dec 31 | @ HOU | 0 | 0 | 0 | 0 | - | 0 | 0 | 0 | 0 | 0 | - | 0 | 0 |
| W18 | JAX | 0 | 0 | 0 | 0 | - | 0 | 0 | 0 | 0 | 0 | - | 0 | 0 |
| 2023 Totals | | 6 / 1 | 13 | 4 | 93 | 7.2 | 15 | 0 | 0 | 0 | 0 | - | 0 | 0 |

Other Returners: WR C. Moore (1 kickoff return, 21 yards vs CAR, 11/26)

2023 TENNESSEE TITANS INDIVIDUAL GAME-BY-GAME DEFENSIVE STATISTICS

KRISTIAN FULTON (CB)

| Date | Opp | GP / GS | TACKLES ... | | | | | | | INTERCEPTIONS ... | | | | | FUMBLES ... | | | SpT | |
|--------------------|-------|----------------|-------------|-----------|----------|------------|------------|----------|----------|-------------------|----------|----------|----------|----------|-------------|----------|----------|----------|----------|
| | | | Tot | Solo | Asst | Sk | Yds | QBP | TFL | No | Yds | Lg | TD | PD | FF | FR | Yds | | |
| Sept 10 | @ NO | S | 2 | 2 | 0 | 0.0 | 0.0 | 0 | 0 | 0 | 0 | 0 | 0 | 0 | 0 | 0 | 0 | 0 | 0 |
| Sept 17 | LAC | IA | 0 | 0 | 0 | 0.0 | 0.0 | 0 | 0 | 0 | 0 | 0 | 0 | 0 | 0 | 0 | 0 | 0 | 0 |
| Sept 24 | @ CLE | S | 9 | 7 | 2 | 0.0 | 0.0 | 0 | 1 | 0 | 0 | 0 | 0 | 0 | 0 | 0 | 0 | 0 | 0 |
| Oct 1 | CIN | S | 2 | 2 | 0 | 0.0 | 0.0 | 0 | 0 | 0 | 0 | 0 | 0 | 1 | 0 | 0 | 0 | 0 | 0 |
| Oct 8 | @ IND | S | 7 | 6 | 1 | 0.0 | 0.0 | 0 | 0 | 0 | 0 | 0 | 0 | 1 | 0 | 0 | 0 | 0 | 0 |
| Oct 15 | BAL | S | 4 | 3 | 1 | 0.0 | 0.0 | 0 | 0 | 0 | 0 | 0 | 0 | 1 | 0 | 0 | 0 | 0 | 0 |
| Oct 29 | ATL | S | 9 | 5 | 4 | 0.0 | 0.0 | 0 | 0 | 0 | 0 | 0 | 0 | 1 | 0 | 0 | 0 | 0 | 0 |
| Nov 2 | @ PIT | S | 5 | 4 | 1 | 0.0 | 0.0 | 0 | 1 | 0 | 0 | 0 | 0 | 1 | 0 | 0 | 0 | 0 | 0 |
| Nov 12 | @ TB | S | 1 | 1 | 0 | 0.0 | 0.0 | 0 | 0 | 0 | 0 | 0 | 0 | 0 | 0 | 0 | 0 | 0 | 0 |
| Nov 19 | @ JAX | S | 5 | 5 | 0 | 0.0 | 0.0 | 0 | 0 | 0 | 0 | 0 | 0 | 0 | 0 | 0 | 0 | 0 | 0 |
| Nov 26 | CAR | S | 1 | 1 | 0 | 0.0 | 0.0 | 0 | 0 | 0 | 0 | 0 | 0 | 0 | 0 | 0 | 0 | 0 | 0 |
| Dec 3 | IND | 0 | 0 | 0 | 0 | 0.0 | 0.0 | 0 | 0 | 0 | 0 | 0 | 0 | 0 | 0 | 0 | 0 | 0 | 0 |
| Dec 11 | @ MIA | 0 | 0 | 0 | 0 | 0.0 | 0.0 | 0 | 0 | 0 | 0 | 0 | 0 | 0 | 0 | 0 | 0 | 0 | 0 |
| Dec 17 | HOU | 0 | 0 | 0 | 0 | 0.0 | 0.0 | 0 | 0 | 0 | 0 | 0 | 0 | 0 | 0 | 0 | 0 | 0 | 0 |
| Dec 24 | SEA | 0 | 0 | 0 | 0 | 0.0 | 0.0 | 0 | 0 | 0 | 0 | 0 | 0 | 0 | 0 | 0 | 0 | 0 | 0 |
| Dec 31 | @ HOU | 0 | 0 | 0 | 0 | 0.0 | 0.0 | 0 | 0 | 0 | 0 | 0 | 0 | 0 | 0 | 0 | 0 | 0 | 0 |
| W18 | JAX | 0 | 0 | 0 | 0 | 0.0 | 0.0 | 0 | 0 | 0 | 0 | 0 | 0 | 0 | 0 | 0 | 0 | 0 | 0 |
| 2023 Totals | | 10 / 10 | 45 | 36 | 9 | 0.0 | 0.0 | 0 | 2 | 0 | 0 | 0 | 0 | 5 | 0 | 0 | 0 | 0 | 0 |

ERIC GARROR (DB)

| Date | Opp | GP / GS | TACKLES ... | | | | | | | INTERCEPTIONS ... | | | | | FUMBLES ... | | | SpT | | |
|--------------------|-------|--------------|-------------|-----------|----------|------------|------------|----------|----------|-------------------|----------|----------|----------|----------|-------------|----------|----------|----------|----------|----------|
| | | | Tot | Solo | Asst | Sk | Yds | QBP | TFL | No | Yds | Lg | TD | PD | FF | FR | Yds | | | |
| Sept 10 | @ NO | PS | 0 | 0 | 0 | 0.0 | 0.0 | 0 | 0 | 0 | 0 | 0 | 0 | 0 | 0 | 0 | 0 | 0 | 0 | 0 |
| Sept 17 | LAC | p | 0 | 0 | 0 | 0.0 | 0.0 | 0 | 0 | 0 | 0 | 0 | 0 | 0 | 0 | 0 | 0 | 0 | 0 | 0 |
| Sept 24 | @ CLE | PS | 0 | 0 | 0 | 0.0 | 0.0 | 0 | 0 | 0 | 0 | 0 | 0 | 0 | 0 | 0 | 0 | 0 | 0 | 0 |
| Oct 1 | CIN | PS | 0 | 0 | 0 | 0.0 | 0.0 | 0 | 0 | 0 | 0 | 0 | 0 | 0 | 0 | 0 | 0 | 0 | 0 | 0 |
| Oct 8 | @ IND | PS | 0 | 0 | 0 | 0.0 | 0.0 | 0 | 0 | 0 | 0 | 0 | 0 | 0 | 0 | 0 | 0 | 0 | 0 | 0 |
| Oct 15 | BAL | PS | 0 | 0 | 0 | 0.0 | 0.0 | 0 | 0 | 0 | 0 | 0 | 0 | 0 | 0 | 0 | 0 | 0 | 0 | 0 |
| Oct 29 | ATL | S | 4 | 4 | 0 | 0.0 | 0.0 | 1 | 0 | 0 | 0 | 0 | 0 | 0 | 0 | 0 | 0 | 0 | 0 | 0 |
| Nov 2 | @ PIT | p | 1 | 1 | 0 | 0.0 | 0.0 | 0 | 0 | 0 | 0 | 0 | 0 | 0 | 0 | 0 | 0 | 0 | 0 | 0 |
| Nov 12 | @ TB | p | 5 | 4 | 1 | 0.0 | 0.0 | 1 | 1 | 0 | 0 | 0 | 0 | 0 | 0 | 0 | 0 | 0 | 0 | 0 |
| Nov 19 | @ JAX | p | 2 | 1 | 1 | 0.0 | 0.0 | 0 | 0 | 0 | 0 | 0 | 0 | 0 | 0 | 0 | 0 | 0 | 0 | 0 |
| Nov 26 | CAR | p | 0 | 0 | 0 | 0.0 | 0.0 | 0 | 0 | 0 | 0 | 0 | 0 | 0 | 0 | 0 | 0 | 0 | 0 | 0 |
| Dec 3 | IND | 0 | 0 | 0 | 0 | 0.0 | 0.0 | 0 | 0 | 0 | 0 | 0 | 0 | 0 | 0 | 0 | 0 | 0 | 0 | 0 |
| Dec 11 | @ MIA | 0 | 0 | 0 | 0 | 0.0 | 0.0 | 0 | 0 | 0 | 0 | 0 | 0 | 0 | 0 | 0 | 0 | 0 | 0 | 0 |
| Dec 17 | HOU | 0 | 0 | 0 | 0 | 0.0 | 0.0 | 0 | 0 | 0 | 0 | 0 | 0 | 0 | 0 | 0 | 0 | 0 | 0 | 0 |
| Dec 24 | SEA | 0 | 0 | 0 | 0 | 0.0 | 0.0 | 0 | 0 | 0 | 0 | 0 | 0 | 0 | 0 | 0 | 0 | 0 | 0 | 0 |
| Dec 31 | @ HOU | 0 | 0 | 0 | 0 | 0.0 | 0.0 | 0 | 0 | 0 | 0 | 0 | 0 | 0 | 0 | 0 | 0 | 0 | 0 | 0 |
| W18 | JAX | 0 | 0 | 0 | 0 | 0.0 | 0.0 | 0 | 0 | 0 | 0 | 0 | 0 | 0 | 0 | 0 | 0 | 0 | 0 | 0 |
| 2023 Totals | | 6 / 1 | 12 | 10 | 2 | 0.0 | 0.0 | 2 | 1 | 0 | 0 | 0 | 0 | 0 | 0 | 0 | 0 | 0 | 0 | 0 |

JACK GIBBENS (LB)

| Date | Opp | GP / GS | TACKLES ... | | | | | | | INTERCEPTIONS ... | | | | | FUMBLES ... | | | SpT | | |
|--------------------|-------|----------------|-------------|-----------|-----------|------------|------------|----------|----------|-------------------|----------|----------|----------|----------|-------------|----------|----------|----------|----------|----------|
| | | | Tot | Solo | Asst | Sk | Yds | QBP | TFL | No | Yds | Lg | TD | PD | FF | FR | Yds | | | |
| Sept 10 | @ NO | S | 6 | 5 | 1 | 0.0 | 0.0 | 0 | 1 | 0 | 0 | 0 | 0 | 0 | 0 | 0 | 0 | 0 | 0 | 1 |
| Sept 17 | LAC | S | 5 | 3 | 2 | 0.0 | 0.0 | 0 | 0 | 0 | 0 | 0 | 0 | 0 | 0 | 0 | 0 | 0 | 0 | 0 |
| Sept 24 | @ CLE | S | 7 | 4 | 3 | 0.0 | 0.0 | 2 | 0 | 0 | 0 | 0 | 0 | 0 | 0 | 0 | 0 | 0 | 1 | 0 |
| Oct 1 | CIN | S | 10 | 4 | 6 | 0.0 | 0.0 | 0 | 0 | 0 | 0 | 0 | 0 | 1 | 0 | 0 | 0 | 0 | 0 | 0 |
| Oct 8 | @ IND | S | 10 | 7 | 3 | 0.0 | 0.0 | 0 | 0 | 0 | 0 | 0 | 0 | 0 | 0 | 0 | 0 | 0 | 0 | 0 |
| Oct 15 | BAL | S | 9 | 6 | 3 | 0.0 | 0.0 | 1 | 0 | 0 | 0 | 0 | 0 | 0 | 0 | 0 | 0 | 0 | 0 | 0 |
| Oct 29 | ATL | S | 5 | 3 | 2 | 1.0 | 9.0 | 1 | 1 | 0 | 0 | 0 | 0 | 0 | 0 | 0 | 0 | 0 | 0 | 0 |
| Nov 2 | @ PIT | S | 6 | 4 | 2 | 0.0 | 0.0 | 0 | 0 | 0 | 0 | 0 | 0 | 0 | 0 | 0 | 0 | 0 | 0 | 0 |
| Nov 12 | @ TB | S | 2 | 0 | 2 | 0.0 | 0.0 | 0 | 0 | 0 | 0 | 0 | 0 | 0 | 0 | 0 | 0 | 0 | 0 | 0 |
| Nov 19 | @ JAX | p | 4 | 2 | 2 | 0.0 | 0.0 | 0 | 0 | 0 | 0 | 0 | 0 | 0 | 0 | 0 | 0 | 0 | 0 | 0 |
| Nov 26 | CAR | S | 2 | 2 | 0 | 0.0 | 0.0 | 1 | 0 | 0 | 0 | 0 | 0 | 1 | 0 | 0 | 0 | 0 | 0 | 0 |
| Dec 3 | IND | 0 | 0 | 0 | 0 | 0.0 | 0.0 | 0 | 0 | 0 | 0 | 0 | 0 | 0 | 0 | 0 | 0 | 0 | 0 | 0 |
| Dec 11 | @ MIA | 0 | 0 | 0 | 0 | 0.0 | 0.0 | 0 | 0 | 0 | 0 | 0 | 0 | 0 | 0 | 0 | 0 | 0 | 0 | 0 |
| Dec 17 | HOU | 0 | 0 | 0 | 0 | 0.0 | 0.0 | 0 | 0 | 0 | 0 | 0 | 0 | 0 | 0 | 0 | 0 | 0 | 0 | 0 |
| Dec 24 | SEA | 0 | 0 | 0 | 0 | 0.0 | 0.0 | 0 | 0 | 0 | 0 | 0 | 0 | 0 | 0 | 0 | 0 | 0 | 0 | 0 |
| Dec 31 | @ HOU | 0 | 0 | 0 | 0 | 0.0 | 0.0 | 0 | 0 | 0 | 0 | 0 | 0 | 0 | 0 | 0 | 0 | 0 | 0 | 0 |
| W18 | JAX | 0 | 0 | 0 | 0 | 0.0 | 0.0 | 0 | 0 | 0 | 0 | 0 | 0 | 0 | 0 | 0 | 0 | 0 | 0 | 0 |
| 2023 Totals | | 11 / 10 | 66 | 40 | 26 | 1.0 | 9.0 | 5 | 2 | 0 | 0 | 0 | 0 | 2 | 0 | 0 | 0 | 0 | 2 | 2 |

2023 TENNESSEE TITANS INDIVIDUAL GAME-BY-GAME DEFENSIVE STATISTICS

LUKE GIFFORD (LB)

| Date | Opp | GP / GS | TACKLES ... | | | | | | | INTERCEPTIONS ... | | | | | FUMBLES ... | | | SpT | |
|--------------------|-------|--------------|-------------|----------|----------|------------|------------|----------|----------|-------------------|----------|----------|----------|----------|-------------|----------|----------|----------|----------|
| | | | Tot | Solo | Asst | Sk | Yds | QBP | TFL | No | Yds | Lg | TD | PD | FF | FR | Yds | | |
| Sept 10 | @ NO | p | 0 | 0 | 0 | 0.0 | 0.0 | 0 | 0 | 0 | 0 | 0 | 0 | 0 | 0 | 0 | 0 | 0 | 0 |
| Sept 17 | LAC | p | 0 | 0 | 0 | 0.0 | 0.0 | 0 | 0 | 0 | 0 | 0 | 0 | 0 | 0 | 0 | 0 | 0 | 1 |
| Sept 24 | @ CLE | S | 0 | 0 | 0 | 0.0 | 0.0 | 0 | 0 | 0 | 0 | 0 | 0 | 0 | 0 | 0 | 0 | 0 | 2 |
| Oct 1 | CIN | IA | 0 | 0 | 0 | 0.0 | 0.0 | 0 | 0 | 0 | 0 | 0 | 0 | 0 | 0 | 0 | 0 | 0 | 0 |
| Oct 8 | @ IND | IA | 0 | 0 | 0 | 0.0 | 0.0 | 0 | 0 | 0 | 0 | 0 | 0 | 0 | 0 | 0 | 0 | 0 | 0 |
| Oct 15 | BAL | IA | 0 | 0 | 0 | 0.0 | 0.0 | 0 | 0 | 0 | 0 | 0 | 0 | 0 | 0 | 0 | 0 | 0 | 0 |
| Oct 29 | ATL | p | 0 | 0 | 0 | 0.0 | 0.0 | 0 | 0 | 0 | 0 | 0 | 0 | 0 | 0 | 0 | 0 | 0 | 0 |
| Nov 2 | @ PIT | p | 0 | 0 | 0 | 0.0 | 0.0 | 0 | 0 | 0 | 0 | 0 | 0 | 0 | 0 | 0 | 0 | 0 | 0 |
| Nov 12 | @ TB | p | 0 | 0 | 0 | 0.0 | 0.0 | 0 | 0 | 0 | 0 | 0 | 0 | 0 | 0 | 0 | 0 | 0 | 1 |
| Nov 19 | @ JAX | p | 0 | 0 | 0 | 0.0 | 0.0 | 0 | 0 | 0 | 0 | 0 | 0 | 0 | 0 | 0 | 0 | 0 | 0 |
| Nov 26 | CAR | p | 0 | 0 | 0 | 0.0 | 0.0 | 0 | 0 | 0 | 0 | 0 | 0 | 0 | 0 | 0 | 0 | 0 | 1 |
| Dec 3 | IND | 0 | 0 | 0 | 0 | 0.0 | 0.0 | 0 | 0 | 0 | 0 | 0 | 0 | 0 | 0 | 0 | 0 | 0 | 0 |
| Dec 11 | @ MIA | 0 | 0 | 0 | 0 | 0.0 | 0.0 | 0 | 0 | 0 | 0 | 0 | 0 | 0 | 0 | 0 | 0 | 0 | 0 |
| Dec 17 | HOU | 0 | 0 | 0 | 0 | 0.0 | 0.0 | 0 | 0 | 0 | 0 | 0 | 0 | 0 | 0 | 0 | 0 | 0 | 0 |
| Dec 24 | SEA | 0 | 0 | 0 | 0 | 0.0 | 0.0 | 0 | 0 | 0 | 0 | 0 | 0 | 0 | 0 | 0 | 0 | 0 | 0 |
| Dec 31 | @ HOU | 0 | 0 | 0 | 0 | 0.0 | 0.0 | 0 | 0 | 0 | 0 | 0 | 0 | 0 | 0 | 0 | 0 | 0 | 0 |
| W18 | JAX | 0 | 0 | 0 | 0 | 0.0 | 0.0 | 0 | 0 | 0 | 0 | 0 | 0 | 0 | 0 | 0 | 0 | 0 | 0 |
| 2023 Totals | | 8 / 1 | 0 | 0 | 0 | 0.0 | 0.0 | 0 | 0 | 0 | 0 | 0 | 0 | 0 | 0 | 0 | 0 | 0 | 5 |

TREVIS GIPSON (OLB)

| Date | Opp | GP / GS | TACKLES ... | | | | | | | INTERCEPTIONS ... | | | | | FUMBLES ... | | | SpT | | |
|--------------------|-------|--------------|-------------|----------|----------|------------|------------|----------|----------|-------------------|----------|----------|----------|----------|-------------|----------|----------|----------|----------|----------|
| | | | Tot | Solo | Asst | Sk | Yds | QBP | TFL | No | Yds | Lg | TD | PD | FF | FR | Yds | | | |
| Sept 10 | @ NO | p | 0 | 0 | 0 | 0.0 | 0.0 | 1 | 0 | 0 | 0 | 0 | 0 | 0 | 0 | 0 | 0 | 0 | 0 | 0 |
| Sept 17 | LAC | IA | 0 | 0 | 0 | 0.0 | 0.0 | 0 | 0 | 0 | 0 | 0 | 0 | 0 | 0 | 0 | 0 | 0 | 0 | 0 |
| Sept 24 | @ CLE | IA | 0 | 0 | 0 | 0.0 | 0.0 | 0 | 0 | 0 | 0 | 0 | 0 | 0 | 0 | 0 | 0 | 0 | 0 | 0 |
| Oct 1 | CIN | p | 1 | 1 | 0 | 1.0 | 8.0 | 1 | 0 | 0 | 0 | 0 | 0 | 0 | 1 | 0 | 0 | 0 | 0 | 0 |
| Oct 8 | @ IND | p | 0 | 0 | 0 | 0.0 | 0.0 | 0 | 0 | 0 | 0 | 0 | 0 | 0 | 0 | 0 | 0 | 0 | 0 | 0 |
| Oct 15 | BAL | p | 0 | 0 | 0 | 0.0 | 0.0 | 1 | 0 | 0 | 0 | 0 | 0 | 0 | 0 | 0 | 0 | 0 | 0 | 0 |
| Oct 29 | ATL | p | 1 | 0 | 1 | 0.0 | 0.0 | 2 | 0 | 0 | 0 | 0 | 0 | 0 | 0 | 0 | 0 | 0 | 0 | 0 |
| Nov 2 | @ PIT | p | 4 | 0 | 4 | 0.0 | 0.0 | 1 | 0 | 0 | 0 | 0 | 0 | 0 | 0 | 0 | 0 | 0 | 0 | 0 |
| Nov 12 | @ TB | p | 0 | 0 | 0 | 0.0 | 0.0 | 0 | 0 | 0 | 0 | 0 | 0 | 0 | 0 | 0 | 0 | 0 | 0 | 0 |
| Nov 19 | @ JAX | IA | 0 | 0 | 0 | 0.0 | 0.0 | 0 | 0 | 0 | 0 | 0 | 0 | 0 | 0 | 0 | 0 | 0 | 0 | 0 |
| Nov 26 | CAR | IA | 0 | 0 | 0 | 0.0 | 0.0 | 0 | 0 | 0 | 0 | 0 | 0 | 0 | 0 | 0 | 0 | 0 | 0 | 0 |
| Dec 3 | IND | 0 | 0 | 0 | 0 | 0.0 | 0.0 | 0 | 0 | 0 | 0 | 0 | 0 | 0 | 0 | 0 | 0 | 0 | 0 | 0 |
| Dec 11 | @ MIA | 0 | 0 | 0 | 0 | 0.0 | 0.0 | 0 | 0 | 0 | 0 | 0 | 0 | 0 | 0 | 0 | 0 | 0 | 0 | 0 |
| Dec 17 | HOU | 0 | 0 | 0 | 0 | 0.0 | 0.0 | 0 | 0 | 0 | 0 | 0 | 0 | 0 | 0 | 0 | 0 | 0 | 0 | 0 |
| Dec 24 | SEA | 0 | 0 | 0 | 0 | 0.0 | 0.0 | 0 | 0 | 0 | 0 | 0 | 0 | 0 | 0 | 0 | 0 | 0 | 0 | 0 |
| Dec 31 | @ HOU | 0 | 0 | 0 | 0 | 0.0 | 0.0 | 0 | 0 | 0 | 0 | 0 | 0 | 0 | 0 | 0 | 0 | 0 | 0 | 0 |
| W18 | JAX | 0 | 0 | 0 | 0 | 0.0 | 0.0 | 0 | 0 | 0 | 0 | 0 | 0 | 0 | 0 | 0 | 0 | 0 | 0 | 0 |
| 2023 Totals | | 7 / 0 | 6 | 1 | 5 | 1.0 | 8.0 | 6 | 0 | 0 | 0 | 0 | 0 | 0 | 1 | 0 | 0 | 0 | 0 | 0 |

AMANI HOOKER (S)

| Date | Opp | GP / GS | TACKLES ... | | | | | | | INTERCEPTIONS ... | | | | | FUMBLES ... | | | SpT | | | |
|--------------------|-------|----------------|-------------|-----------|-----------|------------|------------|----------|----------|-------------------|-----------|-----------|----------|----------|-------------|----------|----------|----------|----------|----------|----------|
| | | | Tot | Solo | Asst | Sk | Yds | QBP | TFL | No | Yds | Lg | TD | PD | FF | FR | Yds | | | | |
| Sept 10 | @ NO | S | 4 | 2 | 2 | 0.0 | 0.0 | 0 | 1 | 1 | 10 | 10 | 0 | 2 | 0 | 0 | 0 | 0 | 1 | 1 | |
| Sept 17 | LAC | IA | 0 | 0 | 0 | 0.0 | 0.0 | 0 | 0 | 0 | 0 | 0 | 0 | 0 | 0 | 0 | 0 | 0 | 0 | 0 | 0 |
| Sept 24 | @ CLE | S | 11 | 9 | 2 | 0.0 | 0.0 | 1 | 0 | 0 | 0 | 0 | 0 | 0 | 0 | 0 | 0 | 0 | 0 | 0 | 0 |
| Oct 1 | CIN | S | 5 | 4 | 1 | 0.0 | 0.0 | 0 | 1 | 0 | 0 | 0 | 0 | 1 | 0 | 0 | 0 | 0 | 0 | 0 | 0 |
| Oct 8 | @ IND | S | 4 | 2 | 2 | 0.0 | 0.0 | 0 | 0 | 0 | 0 | 0 | 0 | 0 | 0 | 0 | 0 | 0 | 0 | 0 | 0 |
| Oct 15 | BAL | S | 7 | 6 | 1 | 0.0 | 0.0 | 0 | 1 | 0 | 0 | 0 | 0 | 0 | 0 | 0 | 0 | 0 | 1 | 1 | 1 |
| Oct 29 | ATL | S | 7 | 7 | 0 | 0.0 | 0.0 | 0 | 0 | 0 | 0 | 0 | 0 | 1 | 0 | 0 | 0 | 0 | 0 | 0 | 0 |
| Nov 2 | @ PIT | S | 7 | 6 | 1 | 0.0 | 0.0 | 0 | 0 | 0 | 0 | 0 | 0 | 0 | 0 | 0 | 0 | 0 | 0 | 0 | 0 |
| Nov 12 | @ TB | S | 5 | 4 | 1 | 0.0 | 0.0 | 1 | 0 | 0 | 0 | 0 | 0 | 0 | 0 | 0 | 0 | 0 | 0 | 0 | 0 |
| Nov 19 | @ JAX | S | 4 | 3 | 1 | 0.0 | 0.0 | 0 | 0 | 0 | 0 | 0 | 0 | 0 | 0 | 0 | 0 | 0 | 0 | 0 | 0 |
| Nov 26 | CAR | S | 10 | 8 | 2 | 0.0 | 0.0 | 0 | 0 | 0 | 0 | 0 | 0 | 0 | 0 | 0 | 0 | 0 | 1 | 1 | 1 |
| Dec 3 | IND | 0 | 0 | 0 | 0 | 0.0 | 0.0 | 0 | 0 | 0 | 0 | 0 | 0 | 0 | 0 | 0 | 0 | 0 | 0 | 0 | 0 |
| Dec 11 | @ MIA | 0 | 0 | 0 | 0 | 0.0 | 0.0 | 0 | 0 | 0 | 0 | 0 | 0 | 0 | 0 | 0 | 0 | 0 | 0 | 0 | 0 |
| Dec 17 | HOU | 0 | 0 | 0 | 0 | 0.0 | 0.0 | 0 | 0 | 0 | 0 | 0 | 0 | 0 | 0 | 0 | 0 | 0 | 0 | 0 | 0 |
| Dec 24 | SEA | 0 | 0 | 0 | 0 | 0.0 | 0.0 | 0 | 0 | 0 | 0 | 0 | 0 | 0 | 0 | 0 | 0 | 0 | 0 | 0 | 0 |
| Dec 31 | @ HOU | 0 | 0 | 0 | 0 | 0.0 | 0.0 | 0 | 0 | 0 | 0 | 0 | 0 | 0 | 0 | 0 | 0 | 0 | 0 | 0 | 0 |
| W18 | JAX | 0 | 0 | 0 | 0 | 0.0 | 0.0 | 0 | 0 | 0 | 0 | 0 | 0 | 0 | 0 | 0 | 0 | 0 | 0 | 0 | 0 |
| 2023 Totals | | 10 / 10 | 64 | 51 | 13 | 0.0 | 0.0 | 2 | 3 | 1 | 10 | 10 | 0 | 4 | 0 | 0 | 0 | 0 | 3 | 3 | 3 |

2023 TENNESSEE TITANS INDIVIDUAL GAME-BY-GAME DEFENSIVE STATISTICS

ARDEN KEY (OLB)

| Date | Opp | GP / GS | TACKLES ... | | | | | | | INTERCEPTIONS ... | | | | | FUMBLES ... | | | SpT |
|--------------------|-------|---------------|-------------|----------|-----------|------------|-------------|-----------|----------|-------------------|----------|----------|----------|----------|-------------|----------|----------|----------|
| | | | Tot | Solo | Asst | Sk | Yds | QBP | TFL | No | Yds | Lg | TD | PD | FF | FR | Yds | |
| Sept 10 | @ NO | p | 4 | 1 | 3 | 1.5 | 9.5 | 11 | 1 | 0 | 0 | 0 | 0 | 1 | 0 | 0 | 0 | 0 |
| Sept 17 | LAC | p | 0 | 0 | 0 | 0 | 0.0 | 4 | 0 | 0 | 0 | 0 | 0 | 0 | 0 | 0 | 0 | 0 |
| Sept 24 | @ CLE | S | 3 | 1 | 2 | 0.0 | 0.0 | 3 | 0 | 0 | 0 | 0 | 0 | 0 | 0 | 0 | 0 | 0 |
| Oct 1 | CIN | p | 1 | 1 | 0 | 1.0 | 10.0 | 2 | 1 | 0 | 0 | 0 | 0 | 0 | 0 | 0 | 0 | 0 |
| Oct 8 | @ IND | p | 2 | 0 | 2 | 0.0 | 0.0 | 2 | 0 | 0 | 0 | 0 | 0 | 0 | 0 | 0 | 0 | 0 |
| Oct 15 | BAL | p | 0 | 0 | 0 | 0.0 | 0.0 | 4 | 0 | 0 | 0 | 0 | 0 | 0 | 0 | 0 | 0 | 0 |
| Oct 29 | ATL | S | 2 | 0 | 2 | 0.0 | 0.0 | 4 | 0 | 0 | 0 | 0 | 0 | 0 | 0 | 0 | 0 | 0 |
| Nov 2 | @ PIT | S | 2 | 1 | 1 | 0.0 | 0.0 | 1 | 0 | 0 | 0 | 0 | 0 | 0 | 0 | 0 | 0 | 0 |
| Nov 12 | @ TB | p | 0 | 0 | 0 | 0.0 | 0.0 | 0 | 0 | 0 | 0 | 0 | 0 | 0 | 0 | 0 | 0 | 0 |
| Nov 19 | @ JAX | S | 3 | 2 | 1 | 0.0 | 0.0 | 3 | 0 | 0 | 0 | 0 | 0 | 0 | 0 | 0 | 0 | 0 |
| Nov 26 | CAR | p | 2 | 2 | 0 | 1.0 | 8.0 | 4 | 0 | 0 | 0 | 0 | 0 | 0 | 1 | 0 | 0 | 0 |
| Dec 3 | IND | 0 | 0 | 0 | 0 | 0.0 | 0.0 | 0 | 0 | 0 | 0 | 0 | 0 | 0 | 0 | 0 | 0 | 0 |
| Dec 11 | @ MIA | 0 | 0 | 0 | 0 | 0.0 | 0.0 | 0 | 0 | 0 | 0 | 0 | 0 | 0 | 0 | 0 | 0 | 0 |
| Dec 17 | HOU | 0 | 0 | 0 | 0 | 0.0 | 0.0 | 0 | 0 | 0 | 0 | 0 | 0 | 0 | 0 | 0 | 0 | 0 |
| Dec 24 | SEA | 0 | 0 | 0 | 0 | 0.0 | 0.0 | 0 | 0 | 0 | 0 | 0 | 0 | 0 | 0 | 0 | 0 | 0 |
| Dec 31 | @ HOU | 0 | 0 | 0 | 0 | 0.0 | 0.0 | 0 | 0 | 0 | 0 | 0 | 0 | 0 | 0 | 0 | 0 | 0 |
| W18 | JAX | 0 | 0 | 0 | 0 | 0.0 | 0.0 | 0 | 0 | 0 | 0 | 0 | 0 | 0 | 0 | 0 | 0 | 0 |
| 2023 Totals | | 11 / 4 | 19 | 8 | 11 | 3.5 | 27.5 | 38 | 2 | 0 | 0 | 0 | 0 | 1 | 1 | 0 | 0 | 0 |

HAROLD LANDRY III (OLB)

| Date | Opp | GP / GS | TACKLES ... | | | | | | | INTERCEPTIONS ... | | | | | FUMBLES ... | | | SpT | |
|--------------------|-------|---------------|-------------|-----------|-----------|------------|-------------|-----------|----------|-------------------|----------|----------|----------|----------|-------------|----------|----------|----------|----------|
| | | | Tot | Solo | Asst | Sk | Yds | QBP | TFL | No | Yds | Lg | TD | PD | FF | FR | Yds | | |
| Sept 10 | @ NO | S | 1 | 1 | 0 | 0.0 | 0.0 | 4 | 0 | 0 | 0 | 0 | 0 | 0 | 0 | 0 | 0 | 0 | 0 |
| Sept 17 | LAC | S | 3 | 1 | 2 | 1.0 | 8.0 | 3 | 1 | 0 | 0 | 0 | 0 | 0 | 0 | 0 | 0 | 0 | 0 |
| Sept 24 | @ CLE | p | 2 | 1 | 1 | 0 | 0.0 | 0 | 0 | 0 | 0 | 0 | 0 | 0 | 0 | 0 | 0 | 0 | 0 |
| Oct 1 | CIN | S | 2 | 1 | 1 | 0.0 | 0.0 | 1 | 0 | 0 | 0 | 0 | 0 | 0 | 0 | 0 | 0 | 0 | 0 |
| Oct 8 | @ IND | S | 4 | 2 | 2 | 0.0 | 0.0 | 0 | 0 | 0 | 0 | 0 | 0 | 0 | 0 | 0 | 0 | 0 | 0 |
| Oct 15 | BAL | S | 5 | 5 | 0 | 1.0 | 2.0 | 1 | 2 | 0 | 0 | 0 | 0 | 0 | 0 | 0 | 0 | 0 | 0 |
| Oct 29 | ATL | p | 5 | 5 | 0 | 2.0 | 11.0 | 5 | 2 | 0 | 0 | 0 | 0 | 0 | 0 | 0 | 0 | 0 | 0 |
| Nov 2 | @ PIT | p | 1 | 0 | 1 | 0.0 | 0.0 | 2 | 0 | 0 | 0 | 0 | 0 | 0 | 0 | 0 | 0 | 0 | 0 |
| Nov 12 | @ TB | S | 9 | 4 | 5 | 1.0 | 7.0 | 3 | 1 | 0 | 0 | 0 | 0 | 0 | 0 | 0 | 0 | 0 | 0 |
| Nov 19 | @ JAX | S | 6 | 4 | 2 | 0.0 | 0.0 | 3 | 0 | 0 | 0 | 0 | 0 | 0 | 0 | 0 | 0 | 0 | 0 |
| Nov 26 | CAR | S | 3 | 2 | 1 | 0.0 | 0.0 | 1 | 0 | 0 | 0 | 0 | 0 | 0 | 0 | 0 | 0 | 0 | 0 |
| Dec 3 | IND | 0 | 0 | 0 | 0 | 0.0 | 0.0 | 0 | 0 | 0 | 0 | 0 | 0 | 0 | 0 | 0 | 0 | 0 | 0 |
| Dec 11 | @ MIA | 0 | 0 | 0 | 0 | 0.0 | 0.0 | 0 | 0 | 0 | 0 | 0 | 0 | 0 | 0 | 0 | 0 | 0 | 0 |
| Dec 17 | HOU | 0 | 0 | 0 | 0 | 0.0 | 0.0 | 0 | 0 | 0 | 0 | 0 | 0 | 0 | 0 | 0 | 0 | 0 | 0 |
| Dec 24 | SEA | 0 | 0 | 0 | 0 | 0.0 | 0.0 | 0 | 0 | 0 | 0 | 0 | 0 | 0 | 0 | 0 | 0 | 0 | 0 |
| Dec 31 | @ HOU | 0 | 0 | 0 | 0 | 0.0 | 0.0 | 0 | 0 | 0 | 0 | 0 | 0 | 0 | 0 | 0 | 0 | 0 | 0 |
| W18 | JAX | 0 | 0 | 0 | 0 | 0.0 | 0.0 | 0 | 0 | 0 | 0 | 0 | 0 | 0 | 0 | 0 | 0 | 0 | 0 |
| 2023 Totals | | 11 / 8 | 41 | 26 | 15 | 5.0 | 28.0 | 23 | 6 | 0 | 0 | 0 | 0 | 0 | 0 | 0 | 0 | 0 | 0 |

ROGER MCCREARY (CB)

| Date | Opp | GP / GS | TACKLES ... | | | | | | | INTERCEPTIONS ... | | | | | FUMBLES ... | | | SpT | | |
|--------------------|-------|--------------|-------------|-----------|-----------|------------|-------------|----------|----------|-------------------|-----------|-----------|----------|----------|-------------|----------|----------|----------|----------|----------|
| | | | Tot | Solo | Asst | Sk | Yds | QBP | TFL | No | Yds | Lg | TD | PD | FF | FR | Yds | | | |
| Sept 10 | @ NO | p | 0 | 0 | 0 | 0.0 | 0.0 | 0 | 0 | 0 | 0 | 0 | 0 | 0 | 0 | 0 | 0 | 0 | 0 | 0 |
| Sept 17 | LAC | S | 6 | 4 | 2 | 0.0 | 0.0 | 0 | 1 | 0 | 0 | 0 | 0 | 0 | 0 | 0 | 0 | 0 | 0 | 0 |
| Sept 24 | @ CLE | p | 10 | 5 | 5 | 1.0 | 8.0 | 2 | 1 | 0 | 0 | 0 | 0 | 0 | 0 | 0 | 0 | 0 | 0 | 0 |
| Oct 1 | CIN | S | 6 | 4 | 2 | 0.0 | 0.0 | 0 | 1 | 0 | 0 | 0 | 0 | 0 | 0 | 0 | 0 | 0 | 0 | 0 |
| Oct 8 | @ IND | S | 8 | 7 | 1 | 1.0 | 17.0 | 1 | 0 | 0 | 0 | 0 | 0 | 0 | 1 | 0 | 0 | 0 | 0 | 0 |
| Oct 15 | BAL | p | 1 | 0 | 1 | 0.0 | 0.0 | 1 | 0 | 0 | 0 | 0 | 0 | 0 | 0 | 0 | 0 | 0 | 0 | 0 |
| Oct 29 | ATL | IA | 0 | 0 | 0 | 0.0 | 0.0 | 0 | 0 | 0 | 0 | 0 | 0 | 0 | 0 | 0 | 0 | 0 | 0 | 0 |
| Nov 2 | @ PIT | IA | 0 | 0 | 0 | 0.0 | 0.0 | 0 | 0 | 0 | 0 | 0 | 0 | 0 | 0 | 0 | 0 | 0 | 0 | 0 |
| Nov 12 | @ TB | S | 5 | 4 | 1 | 0.0 | 0.0 | 0 | 0 | 1 | 18 | 18 | 0 | 1 | 0 | 0 | 0 | 0 | 0 | 0 |
| Nov 19 | @ JAX | S | 4 | 3 | 1 | 0.0 | 0.0 | 0 | 0 | 0 | 0 | 0 | 0 | 0 | 0 | 0 | 0 | 0 | 0 | 0 |
| Nov 26 | CAR | p | 4 | 3 | 1 | 0.0 | 0.0 | 0 | 1 | 0 | 0 | 0 | 0 | 1 | 0 | 0 | 0 | 0 | 0 | 0 |
| Dec 3 | IND | 0 | 0 | 0 | 0 | 0.0 | 0.0 | 0 | 0 | 0 | 0 | 0 | 0 | 0 | 0 | 0 | 0 | 0 | 0 | 0 |
| Dec 11 | @ MIA | 0 | 0 | 0 | 0 | 0.0 | 0.0 | 0 | 0 | 0 | 0 | 0 | 0 | 0 | 0 | 0 | 0 | 0 | 0 | 0 |
| Dec 17 | HOU | 0 | 0 | 0 | 0 | 0.0 | 0.0 | 0 | 0 | 0 | 0 | 0 | 0 | 0 | 0 | 0 | 0 | 0 | 0 | 0 |
| Dec 24 | SEA | 0 | 0 | 0 | 0 | 0.0 | 0.0 | 0 | 0 | 0 | 0 | 0 | 0 | 0 | 0 | 0 | 0 | 0 | 0 | 0 |
| Dec 31 | @ HOU | 0 | 0 | 0 | 0 | 0.0 | 0.0 | 0 | 0 | 0 | 0 | 0 | 0 | 0 | 0 | 0 | 0 | 0 | 0 | 0 |
| W18 | JAX | 0 | 0 | 0 | 0 | 0.0 | 0.0 | 0 | 0 | 0 | 0 | 0 | 0 | 0 | 0 | 0 | 0 | 0 | 0 | 0 |
| 2023 Totals | | 9 / 5 | 44 | 30 | 14 | 2.0 | 25.0 | 4 | 4 | 1 | 18 | 18 | 0 | 2 | 1 | 0 | 0 | 0 | 0 | 0 |

2023 TENNESSEE TITANS INDIVIDUAL GAME-BY-GAME DEFENSIVE STATISTICS

JEFFERY SIMMONS (DL)

| Date | Opp | GP / GS | TACKLES ... | | | | | | | INTERCEPTIONS ... | | | | | FUMBLES ... | | | SpT | |
|--------------------|-------|----------------|-------------|-----------|-----------|------------|-------------|-----------|-----------|-------------------|----------|----------|----------|----------|-------------|----------|----------|----------|----------|
| | | | Tot | Solo | Asst | Sk | Yds | QBP | TFL | No | Yds | Lg | TD | PD | FF | FR | Yds | | |
| Sept 10 | @ NO | S | 5 | 3 | 2 | 1.0 | 3.0 | 3 | 2 | 0 | 0 | 0 | 0 | 0 | 0 | 0 | 0 | 0 | 0 |
| Sept 17 | LAC | S | 5 | 2 | 3 | 1.0 | 9.0 | 4 | 1 | 0 | 0 | 0 | 0 | 0 | 0 | 0 | 0 | 0 | 0 |
| Sept 24 | @ CLE | S | 2 | 2 | 0 | 0.0 | 0.0 | 4 | 0 | 0 | 0 | 0 | 0 | 0 | 0 | 0 | 0 | 0 | 0 |
| Oct 1 | CIN | S | 2 | 1 | 1 | 0.5 | 4.0 | 5 | 1 | 0 | 0 | 0 | 0 | 0 | 0 | 0 | 0 | 0 | 0 |
| Oct 8 | @ IND | S | 3 | 1 | 2 | 0.0 | 0.0 | 3 | 0 | 0 | 0 | 0 | 0 | 0 | 0 | 0 | 0 | 0 | 0 |
| Oct 15 | BAL | S | 2 | 2 | 0 | 0.0 | 0.0 | 2 | 0 | 0 | 0 | 0 | 0 | 0 | 0 | 0 | 0 | 0 | 0 |
| Oct 29 | ATL | S | 5 | 5 | 0 | 2.0 | 14.0 | 6 | 2 | 0 | 0 | 0 | 0 | 0 | 1 | 0 | 0 | 0 | 0 |
| Nov 2 | @ PIT | S | 7 | 4 | 3 | 0.0 | 0.0 | 1 | 1 | 0 | 0 | 0 | 0 | 0 | 0 | 0 | 0 | 0 | 0 |
| Nov 12 | @ TB | S | 4 | 2 | 2 | 0.0 | 0.0 | 2 | 0 | 0 | 0 | 0 | 0 | 1 | 0 | 0 | 0 | 0 | 0 |
| Nov 19 | @ JAX | S | 2 | 2 | 0 | 0.0 | 0.0 | 2 | 1 | 0 | 0 | 0 | 0 | 0 | 0 | 0 | 0 | 0 | 0 |
| Nov 26 | CAR | S | 5 | 5 | 0 | 1.0 | 7.0 | 5 | 3 | 0 | 0 | 0 | 0 | 0 | 0 | 1 | 2 | 0 | 0 |
| Dec 3 | IND | 0 | 0 | 0 | 0 | 0.0 | 0.0 | 0 | 0 | 0 | 0 | 0 | 0 | 0 | 0 | 0 | 0 | 0 | 0 |
| Dec 11 | @ MIA | 0 | 0 | 0 | 0 | 0.0 | 0.0 | 0 | 0 | 0 | 0 | 0 | 0 | 0 | 0 | 0 | 0 | 0 | 0 |
| Dec 17 | HOU | 0 | 0 | 0 | 0 | 0.0 | 0.0 | 0 | 0 | 0 | 0 | 0 | 0 | 0 | 0 | 0 | 0 | 0 | 0 |
| Dec 24 | SEA | 0 | 0 | 0 | 0 | 0.0 | 0.0 | 0 | 0 | 0 | 0 | 0 | 0 | 0 | 0 | 0 | 0 | 0 | 0 |
| Dec 31 | @ HOU | 0 | 0 | 0 | 0 | 0.0 | 0.0 | 0 | 0 | 0 | 0 | 0 | 0 | 0 | 0 | 0 | 0 | 0 | 0 |
| W18 | JAX | 0 | 0 | 0 | 0 | 0.0 | 0.0 | 0 | 0 | 0 | 0 | 0 | 0 | 0 | 0 | 0 | 0 | 0 | 0 |
| 2023 Totals | | 11 / 11 | 42 | 29 | 13 | 5.5 | 37.0 | 37 | 11 | 0 | 0 | 0 | 0 | 1 | 1 | 1 | 2 | 0 | 0 |

TEAIR TART (DL)

| Date | Opp | GP / GS | TACKLES ... | | | | | | | INTERCEPTIONS ... | | | | | FUMBLES ... | | | SpT | | |
|--------------------|-------|--------------|-------------|-----------|----------|------------|------------|-----------|----------|-------------------|----------|----------|----------|----------|-------------|----------|----------|----------|----------|----------|
| | | | Tot | Solo | Asst | Sk | Yds | QBP | TFL | No | Yds | Lg | TD | PD | FF | FR | Yds | | | |
| Sept 10 | @ NO | S | 5 | 3 | 2 | 0.0 | 0.0 | 0 | 1 | 0 | 0 | 0 | 0 | 0 | 0 | 0 | 0 | 0 | 0 | 0 |
| Sept 17 | LAC | S | 2 | 2 | 0 | 0.0 | 0.0 | 1 | 1 | 0 | 0 | 0 | 0 | 0 | 0 | 0 | 0 | 0 | 0 | 0 |
| Sept 24 | @ CLE | S | 3 | 3 | 0 | 0.0 | 0.0 | 2 | 1 | 0 | 0 | 0 | 0 | 0 | 0 | 0 | 0 | 0 | 0 | 0 |
| Oct 1 | CIN | S | 0 | 0 | 0 | 0.0 | 0.0 | 4 | 0 | 0 | 0 | 0 | 0 | 0 | 0 | 0 | 0 | 0 | 0 | 0 |
| Oct 8 | @ IND | IA | 0 | 0 | 0 | 0.0 | 0.0 | 0 | 0 | 0 | 0 | 0 | 0 | 0 | 0 | 0 | 0 | 0 | 0 | 0 |
| Oct 15 | BAL | IA | 0 | 0 | 0 | 0.0 | 0.0 | 0 | 0 | 0 | 0 | 0 | 0 | 0 | 0 | 0 | 0 | 0 | 0 | 0 |
| Oct 29 | ATL | p | 1 | 0 | 1 | 0.0 | 0.0 | 1 | 0 | 0 | 0 | 0 | 0 | 0 | 0 | 0 | 0 | 0 | 0 | 0 |
| Nov 2 | @ PIT | p | 1 | 1 | 0 | 0.0 | 0.0 | 1 | 0 | 0 | 0 | 0 | 0 | 0 | 0 | 0 | 0 | 0 | 0 | 0 |
| Nov 12 | @ TB | S | 3 | 2 | 1 | 1.0 | 7.0 | 1 | 2 | 0 | 0 | 0 | 0 | 0 | 0 | 0 | 0 | 0 | 0 | 0 |
| Nov 19 | @ JAX | S | 3 | 2 | 1 | 0.0 | 0.0 | 1 | 1 | 0 | 0 | 0 | 0 | 0 | 0 | 0 | 0 | 0 | 0 | 0 |
| Nov 26 | CAR | S | 1 | 1 | 0 | 0.0 | 0.0 | 0 | 1 | 0 | 0 | 0 | 0 | 0 | 0 | 0 | 0 | 0 | 0 | 0 |
| Dec 3 | IND | 0 | 0 | 0 | 0 | 0.0 | 0.0 | 0 | 0 | 0 | 0 | 0 | 0 | 0 | 0 | 0 | 0 | 0 | 0 | 0 |
| Dec 11 | @ MIA | 0 | 0 | 0 | 0 | 0.0 | 0.0 | 0 | 0 | 0 | 0 | 0 | 0 | 0 | 0 | 0 | 0 | 0 | 0 | 0 |
| Dec 17 | HOU | 0 | 0 | 0 | 0 | 0.0 | 0.0 | 0 | 0 | 0 | 0 | 0 | 0 | 0 | 0 | 0 | 0 | 0 | 0 | 0 |
| Dec 24 | SEA | 0 | 0 | 0 | 0 | 0.0 | 0.0 | 0 | 0 | 0 | 0 | 0 | 0 | 0 | 0 | 0 | 0 | 0 | 0 | 0 |
| Dec 31 | @ HOU | 0 | 0 | 0 | 0 | 0.0 | 0.0 | 0 | 0 | 0 | 0 | 0 | 0 | 0 | 0 | 0 | 0 | 0 | 0 | 0 |
| W18 | JAX | 0 | 0 | 0 | 0 | 0.0 | 0.0 | 0 | 0 | 0 | 0 | 0 | 0 | 0 | 0 | 0 | 0 | 0 | 0 | 0 |
| 2023 Totals | | 9 / 7 | 19 | 14 | 5 | 1.0 | 7.0 | 11 | 7 | 0 | 0 | 0 | 0 | 0 | 0 | 0 | 0 | 0 | 0 | 0 |

KINDLE VILDOR (CB)

| Date | Opp | GP / GS | TACKLES ... | | | | | | | INTERCEPTIONS ... | | | | | FUMBLES ... | | | SpT | | | | |
|---------|-------|---------|-------------|------|------|-----|-----|-----|-----|-------------------|-----|----|----|----|-------------|----|-----|-----|---|---|---|---|
| | | | Tot | Solo | Asst | Sk | Yds | QBP | TFL | No | Yds | Lg | TD | PD | FF | FR | Yds | | | | | |
| Sept 10 | @ NO | p | 1 | 1 | 0 | 0.0 | 0.0 | 0 | 0 | 0 | 0 | 0 | 0 | 0 | 0 | 0 | 0 | 0 | 0 | 0 | 0 | |
| Sept 17 | LAC | DNP | 0 | 0 | 0 | 0.0 | 0.0 | 0 | 0 | 0 | 0 | 0 | 0 | 0 | 0 | 0 | 0 | 0 | 0 | 0 | 0 | 0 |
| Sept 24 | @ CLE | IA | 0 | 0 | 0 | 0.0 | 0.0 | 0 | 0 | 0 | 0 | 0 | 0 | 0 | 0 | 0 | 0 | 0 | 0 | 0 | 0 | 0 |
| Oct 1 | CIN | DNP | 0 | 0 | 0 | 0.0 | 0.0 | 0 | 0 | 0 | 0 | 0 | 0 | 0 | 0 | 0 | 0 | 0 | 0 | 0 | 0 | 0 |
| Oct 8 | @ IND | p | 0 | 0 | 0 | 0.0 | 0.0 | 0 | 0 | 0 | 0 | 0 | 0 | 0 | 0 | 0 | 0 | 0 | 0 | 0 | 0 | 0 |

K'VON WALLACE (S)

| Date | Opp | GP / GS | TACKLES ... | | | | | | | INTERCEPTIONS ... | | | | | FUMBLES ... | | | SpT | | | | |
|--------------------|-------|--------------|-------------|-----------|----------|------------|------------|----------|----------|-------------------|----------|----------|----------|----------|-------------|----------|----------|----------|----------|----------|----------|----------|
| | | | Tot | Solo | Asst | Sk | Yds | QBP | TFL | No | Yds | Lg | TD | PD | FF | FR | Yds | | | | | |
| Oct 29 | ATL | p | 0 | 0 | 0 | 0.0 | 0.0 | 0 | 0 | 0 | 0 | 0 | 0 | 0 | 0 | 0 | 0 | 0 | 0 | 0 | 1 | 0 |
| Nov 2 | @ PIT | p | 0 | 0 | 0 | 0.0 | 0.0 | 0 | 0 | 0 | 0 | 0 | 0 | 0 | 0 | 0 | 0 | 0 | 0 | 0 | 0 | 0 |
| Nov 12 | @ TB | p | 0 | 0 | 0 | 0.0 | 0.0 | 0 | 0 | 0 | 0 | 0 | 0 | 0 | 0 | 0 | 0 | 0 | 0 | 0 | 0 | 0 |
| Nov 19 | @ JAX | S | 6 | 6 | 0 | 0.0 | 0.0 | 0 | 0 | 0 | 0 | 0 | 0 | 0 | 0 | 0 | 0 | 0 | 0 | 0 | 0 | 0 |
| Nov 26 | CAR | S | 8 | 7 | 1 | 0.0 | 0.0 | 0 | 0 | 0 | 0 | 0 | 0 | 0 | 0 | 0 | 0 | 0 | 0 | 0 | 1 | 0 |
| Dec 3 | IND | 0 | 0 | 0 | 0 | 0.0 | 0.0 | 0 | 0 | 0 | 0 | 0 | 0 | 0 | 0 | 0 | 0 | 0 | 0 | 0 | 0 | 0 |
| Dec 11 | @ MIA | 0 | 0 | 0 | 0 | 0.0 | 0.0 | 0 | 0 | 0 | 0 | 0 | 0 | 0 | 0 | 0 | 0 | 0 | 0 | 0 | 0 | 0 |
| Dec 17 | HOU | 0 | 0 | 0 | 0 | 0.0 | 0.0 | 0 | 0 | 0 | 0 | 0 | 0 | 0 | 0 | 0 | 0 | 0 | 0 | 0 | 0 | 0 |
| Dec 24 | SEA | 0 | 0 | 0 | 0 | 0.0 | 0.0 | 0 | 0 | 0 | 0 | 0 | 0 | 0 | 0 | 0 | 0 | 0 | 0 | 0 | 0 | 0 |
| Dec 31 | @ HOU | 0 | 0 | 0 | 0 | 0.0 | 0.0 | 0 | 0 | 0 | 0 | 0 | 0 | 0 | 0 | 0 | 0 | 0 | 0 | 0 | 0 | 0 |
| W18 | JAX | 0 | 0 | 0 | 0 | 0.0 | 0.0 | 0 | 0 | 0 | 0 | 0 | 0 | 0 | 0 | 0 | 0 | 0 | 0 | 0 | 0 | 0 |
| 2023 Totals | | 5 / 2 | 14 | 13 | 1 | 0.0 | 0.0 | 0 | 0 | 0 | 0 | 0 | 0 | 0 | 0 | 0 | 0 | 0 | 0 | 0 | 2 | 0 |

2023 TENNESSEE TITANS INDIVIDUAL GAME-BY-GAME DEFENSIVE STATISTICS

RASHAD WEAVER (OLB)

| Date | Opp | GP / GS | TACKLES ... | | | | | | | INTERCEPTIONS ... | | | | | FUMBLES ... | | | SpT | |
|--------------------|-------|--------------|-------------|----------|----------|------------|------------|----------|----------|-------------------|----------|----------|----------|----------|-------------|----------|----------|----------|----------|
| | | | Tot | Solo | Asst | Sk | Yds | QBP | TFL | No | Yds | Lg | TD | PD | FF | FR | Yds | | |
| Sept 10 | @ NO | p | 0 | 0 | 0 | 0.0 | 0.0 | 1 | 0 | 0 | 0 | 0 | 0 | 0 | 0 | 0 | 0 | 0 | 0 |
| Sept 17 | LAC | p | 1 | 0 | 1 | 0.0 | 0.0 | 0 | 0 | 0 | 0 | 0 | 0 | 0 | 0 | 0 | 0 | 0 | 1 |
| Sept 24 | @ CLE | p | 2 | 0 | 2 | 0.0 | 0.0 | 0 | 0 | 0 | 0 | 0 | 0 | 0 | 0 | 0 | 0 | 0 | 0 |
| Oct 1 | CIN | p | 1 | 1 | 0 | 0.0 | 0.0 | 0 | 1 | 0 | 0 | 0 | 0 | 0 | 0 | 0 | 0 | 0 | 0 |
| Oct 8 | @ IND | p | 0 | 0 | 0 | 0.0 | 0.0 | 0 | 0 | 0 | 0 | 0 | 0 | 0 | 0 | 0 | 0 | 0 | 0 |
| Oct 15 | BAL | p | 1 | 1 | 0 | 0.0 | 0.0 | 0 | 0 | 0 | 0 | 0 | 0 | 0 | 0 | 0 | 0 | 0 | 0 |
| Oct 29 | ATL | IA | 0 | 0 | 0 | 0.0 | 0.0 | 0 | 0 | 0 | 0 | 0 | 0 | 0 | 0 | 0 | 0 | 0 | 0 |
| Nov 2 | @ PIT | p | 0 | 0 | 0 | 0.0 | 0.0 | 0 | 0 | 0 | 0 | 0 | 0 | 0 | 0 | 0 | 0 | 0 | 0 |
| Nov 12 | @ TB | IA | 0 | 0 | 0 | 0.0 | 0.0 | 0 | 0 | 0 | 0 | 0 | 0 | 0 | 0 | 0 | 0 | 0 | 0 |
| Nov 19 | @ JAX | p | 2 | 1 | 1 | 0.0 | 0.0 | 2 | 1 | 0 | 0 | 0 | 0 | 1 | 0 | 0 | 0 | 0 | 0 |
| Nov 26 | CAR | p | 4 | 2 | 2 | 0.0 | 0.0 | 2 | 1 | 0 | 0 | 0 | 0 | 0 | 0 | 0 | 0 | 0 | 0 |
| Dec 3 | IND | 0 | 0 | 0 | 0 | 0.0 | 0.0 | 0 | 0 | 0 | 0 | 0 | 0 | 0 | 0 | 0 | 0 | 0 | 0 |
| Dec 11 | @ MIA | 0 | 0 | 0 | 0 | 0.0 | 0.0 | 0 | 0 | 0 | 0 | 0 | 0 | 0 | 0 | 0 | 0 | 0 | 0 |
| Dec 17 | HOU | 0 | 0 | 0 | 0 | 0.0 | 0.0 | 0 | 0 | 0 | 0 | 0 | 0 | 0 | 0 | 0 | 0 | 0 | 0 |
| Dec 24 | SEA | 0 | 0 | 0 | 0 | 0.0 | 0.0 | 0 | 0 | 0 | 0 | 0 | 0 | 0 | 0 | 0 | 0 | 0 | 0 |
| Dec 31 | @ HOU | 0 | 0 | 0 | 0 | 0.0 | 0.0 | 0 | 0 | 0 | 0 | 0 | 0 | 0 | 0 | 0 | 0 | 0 | 0 |
| W18 | JAX | 0 | 0 | 0 | 0 | 0.0 | 0.0 | 0 | 0 | 0 | 0 | 0 | 0 | 0 | 0 | 0 | 0 | 0 | 0 |
| 2023 Totals | | 9 / 0 | 11 | 5 | 6 | 0.0 | 0.0 | 5 | 3 | 0 | 0 | 0 | 0 | 1 | 0 | 0 | 0 | 0 | 1 |

Other Tackles: LB C. Campbell (two tackles @ CLE, 9/24), DB S. Carter (two tackles vs BAL, 10/15),

DT J. Johnson (two tackles @ CLE, 9/24; three tackles @ IND, 10/8; four tackles vs BAL, 10/15; one tackle @ JAX, 11/19),

DT. R. Blacklock (1 assist tackle vs CAR, 11/26), DL T. McClendon Jr. (1 assist tackle vs CAR, 11/26)

2023 TENNESSEE TITANS GAME-BY-GAME FIELD GOALS AND SCORING BY QUARTER

| Date | Opp | TITANS | | | | | | OPPONENTS | | | | | | | |
|--------------------|-------|-----------|-----------|-----------|-----------|----------|------------|--------------------------------------|-----------|-----------|-----------|-----------|----------|------------|--|
| | | 1ST | 2ND | 3RD | 4TH | OT | TOTAL | TITANS FIELD GOALS | 1ST | 2ND | 3RD | 4TH | OT | TOTAL | OPPONENTS FG |
| Sept 10 | @ NO | 6 | 3 | 0 | 6 | 0 | 15 | N. Folk (50), (27), (31), (45), (29) | 3 | 3 | 10 | 0 | 0 | 16 | B. Grupe (26), (33), (52) |
| Sept 17 | LAC | 0 | 10 | 7 | 7 | 3 | 27 | N.Folk (33), (41) | 3 | 11 | 0 | 10 | 0 | 24 | C. Dicker (27), (30), (33) |
| Sept 24 | @ CLE | 0 | 3 | 0 | 0 | 0 | 3 | N. Folk (44) | 3 | 10 | 7 | 7 | 0 | 27 | D. Hopkins (48), (52) |
| Oct 1 | CIN | 3 | 21 | 3 | 0 | 0 | 27 | N. Folk (53), (35) | 3 | 0 | 0 | 0 | 0 | 0 | E. McPherson (21) |
| Oct 8 | @ IND | 3 | 3 | 10 | 0 | 0 | 16 | N. Folk (27), (53), (34) | 7 | 3 | 7 | 6 | 0 | 23 | M. Gay (43), (35), (28) |
| Oct 15 | BAL | 3 | 0 | 10 | 3 | 0 | 16 | N. Folk (26), (27), (38) | 6 | 12 | 0 | 6 | 0 | 24 | J. Tucker (41), (28), (23), (29), (20), (36) |
| Oct 29 | ATL | 7 | 7 | 7 | 7 | 0 | 28 | (none) | 3 | 0 | 6 | 14 | 0 | 23 | Y. Koo (29), (49), (39) |
| Nov 2 | @ PIT | 3 | 10 | 3 | 0 | 0 | 16 | N. Folk (36), (39), (48) | 7 | 3 | 3 | 7 | 0 | 20 | C. Boswell (29), (30) |
| Nov 12 | @ TB | 3 | 0 | 0 | 3 | 0 | 6 | N. Folk (38), (27) | 0 | 7 | 10 | 3 | 0 | 20 | C. McLaughlin (25), (35) |
| Nov 19 | @ JAX | 0 | 0 | 7 | 7 | 0 | 14 | | 7 | 6 | 14 | 7 | 9 | 34 | B. McManus (30), (25) |
| Nov 26 | CAR | 7 | 10 | 0 | 0 | 0 | 17 | N. Folk (53) | 0 | 3 | 7 | 0 | 0 | 10 | E. Pineiro (50) |
| Dec 3 | IND | | | | | | | | | | | | | | |
| Dec 11 | @ MIA | | | | | | | | | | | | | | |
| Dec 17 | HOU | | | | | | | | | | | | | | |
| Dec 24 | SEA | | | | | | | | | | | | | | |
| Dec 31 | @ HOU | | | | | | | | | | | | | | |
| W18 | JAX | | | | | | | | | | | | | | |
| 2023 Totals | | 35 | 67 | 47 | 33 | 3 | 185 | | 42 | 58 | 64 | 60 | 9 | 221 | |

2023 TENNESSEE TITANS GAME-BY-GAME SCORING

Game 1: Titans @ Saints, Sept. 10, 2023

| Team | Qtr | Time | Play Description (Drive Plays-Yards, Time) | Titans | Saints |
|--------|-----|-------|---|--------|--------|
| Titans | 1 | 13:40 | N.Folk 50 yd. Field Goal (4--8, 1:16) | 3 | 0 |
| Saints | 1 | 10:18 | B.Grupe 26 yd. Field Goal (9-67, 3:22) | 3 | 3 |
| Titans | 1 | 3:07 | N.Folk 27 yd. Field Goal (11-66, 7:11) | 6 | 3 |
| Saints | 2 | 7:37 | B.Grupe 33 yd. Field Goal (7-14, 2:17) | 6 | 6 |
| Titans | 2 | 1:40 | N.Folk 31 yd. Field Goal (7-57, 2:49) | 9 | 6 |
| Saints | 3 | 9:25 | B.Grupe 52 yd. Field Goal (7-60, 3:30) | 9 | 9 |
| Saints | 3 | 1:23 | R.Shaheed 19 yd. pass from D.Carr (B.Grupe kick) (5-33, 1:45) | 9 | 16 |
| Titans | 4 | 11:12 | N.Folk 45 yd. Field Goal (12-48, 5:11) | 12 | 16 |
| Titans | 4 | 2:17 | N.Folk 29 yd. Field Goal (9-62, 4:25) | 15 | 16 |

Game 2: Chargers @ Titans, Sept. 17, 2023

| Team | Qtr | Time | Play Description (Drive Plays-Yards, Time) | Chargers | Titans |
|----------|-----|-------|---|----------|--------|
| Chargers | 1 | 3:46 | C.Dicker 27 yd. Field Goal (11-39, 4:25) | 3 | 0 |
| Chargers | 2 | 8:16 | K.Allen 8 yd. pass from J.Herbert (J.Herbert-T.Pipkins pass) (8-47, 3:34) | 11 | 0 |
| Titans | 2 | 7:09 | D.Henry 1 yd. run (N.Folk kick) (3-75, 1:07) | 11 | 7 |
| Chargers | 2 | 4:23 | C.Dicker 30 yd. Field Goal (7-63, 2:46) | 14 | 7 |
| Titans | 2 | 0:00 | N.Folk 33 yd. Field Goal (9-60, 4:23) | 14 | 10 |
| Titans | 3 | 10:08 | R.Tannehill 12 yd. run (N.Folk kick) (9-75, 4:52) | 14 | 17 |
| Chargers | 4 | 14:38 | K.Allen 12 yd. pass from J.Herbert (C.Dicker kick) (7-80, 3:01) | 21 | 17 |
| Titans | 4 | 2:22 | N.Westbrook-Ikhine 4 yd. pass from R.Tannehill (N.Folk kick) (7-82, 3:38) | 21 | 24 |
| Chargers | 4 | 0:00 | C.Dicker 33 yd. Field Goal (10-60, 2:22) | 24 | 24 |
| Titans | 5 | 5:02 | N.Folk 41 yd. Field Goal (8-38, 4:30) | 24 | 27 |

Game 3: Titans @ Browns, Sept. 24, 2023

| Team | Qtr | Time | Play Description (Extra Point) (Drive Info) | Titans | Browns |
|--------|-----|-------|---|--------|--------|
| Browns | 1 | 7:49 | D.Hopkins 48 yd. Field Goal (12-48, 7:11) | 0 | 3 |
| Titans | 2 | 14:14 | N.Folk 44 yd. Field Goal (4--9, 2:06) | 3 | 3 |
| Browns | 2 | 9:39 | J.Ford 19 yd. pass from D.Watson (D.Hopkins kick) (9-75, 4:35) | 3 | 10 |
| Browns | 2 | 1:00 | D.Hopkins 52 yd. Field Goal (7-46, 2:49) | 3 | 13 |
| Browns | 3 | 5:49 | J.Ford 3 yd. run (D.Hopkins kick) (11-85, 5:34) | 3 | 20 |
| Browns | 4 | 6:51 | A.Cooper 43 yd. pass from D.Watson (D.Hopkins kick) (10-64, 6:28) | 3 | 27 |

Game 4: Bengals @ Titans, Oct. 1, 2023

| Team | Qtr | Time | Play Description (Drive Plays-Yards, Time) | Bengals | Titans |
|---------|-----|------|--|---------|--------|
| Bengals | 1 | 9:12 | E.McPherson 21 yd. Field Goal (11-72, 5:48) | 3 | 0 |
| Titans | 1 | 1:24 | N.Folk 53 yd. Field Goal (15-40, 7:48) | 3 | 3 |
| Titans | 2 | 6:31 | N.Westbrook-Ikhine 13 yd. pass from R.Tannehill (N.Folk kick) (5-78, 2:54) | 3 | 10 |
| Titans | 2 | 3:58 | D.Henry 29 yd. run (N.Folk kick) (4-73, 1:41) | 3 | 17 |
| Titans | 2 | 0:10 | J.Whyle 2 yd. pass from D.Henry (N.Folk kick) (7-80, 1:10) | 3 | 24 |
| Titans | 3 | 4:38 | N.Folk 35 yd. Field Goal (15-65,10:22) | 3 | 27 |

Game 5: Titans @ Colts, Oct. 8, 2023

| Team | Qtr | Time | Play Description (Extra Point) (Drive Info) | Titans | Colts |
|--------|-----|-------|--|--------|-------|
| Titans | 1 | 3:13 | N.Folk 27 yd. Field Goal (16-75, 8:31) | 3 | 0 |
| Colts | 1 | 0:41 | Z.Moss 56 yd. run (M.Gay kick) (5-75, 2:32) | 3 | 7 |
| Colts | 2 | 9:32 | M.Gay 43 yd. Field Goal (10-40, 5:06) | 3 | 10 |
| Titans | 2 | 4:39 | N.Folk 53 yd. Field Goal (10-48, 4:53) | 6 | 10 |
| Titans | 3 | 12:48 | T.Spears 19 yd. run (N.Folk kick) (4-75, 2:12) | 13 | 10 |
| Colts | 3 | 8:00 | Z.Moss 3 yd. run (M.Gay kick) (9-75, 4:48) | 13 | 17 |
| Titans | 3 | 2:02 | N.Folk 34 yd. Field Goal (11-59, 5:58) | 16 | 17 |
| Colts | 4 | 13:22 | M.Gay 35 yd. Field Goal (7-58, 3:40) | 16 | 20 |
| Colts | 4 | 1:00 | M.Gay 28 yd. Field Goal (14-84, 7:03) | 16 | 23 |

Game 6: Ravens @ Titans, Oct. 15, 2023

| Team | Qtr | Time | Play Description (Drive Plays-Yards, Time) | Ravens | Titans |
|--------|-----|-------|---|--------|--------|
| Ravens | 1 | 10:26 | J.Tucker 41 yd. Field Goal (8-50, 4:34) | 3 | 0 |
| Titans | 1 | 5:34 | N.Folk 26 yd. Field Goal (9-67, 4:52) | 3 | 3 |
| Ravens | 1 | 0:04 | J.Tucker 28 yd. Field Goal (10-76, 5:30) | 6 | 3 |
| Ravens | 2 | 10:13 | J.Tucker 23 yd. Field Goal (6-12, 3:27) | 9 | 3 |
| Ravens | 2 | 3:28 | Z.Flowers 10 yd. pass from L.Jackson (kick blocked) (10-80, 5:11) | 15 | 3 |
| Ravens | 2 | 0:00 | J.Tucker 29 yd. Field Goal (1-0, 0:01) | 18 | 3 |
| Titans | 3 | 9:24 | N.Folk 27 yd. Field Goal (7-83, 2:31) | 18 | 6 |
| Titans | 3 | 8:24 | D.Henry 15 yd. run (N.Folk kick) (1-25, 0:13) | 18 | 13 |
| Ravens | 4 | 12:49 | J.Tucker 20 yd. Field Goal (13-54, 6:38) | 21 | 13 |
| Ravens | 4 | 4:16 | J.Tucker 36 yd. Field Goal (11-71, 4:39) | 24 | 13 |
| Titans | 4 | 0:38 | N.Folk 38 yd. Field Goal (10-55, 3:38) | 24 | 16 |

Game 7: Falcons @ Titans, Oct. 29, 2023

| Team | Qtr | Time | Play Description (Extra Point) (Drive Info) | Falcons | Titans |
|---------|-----|-------|--|---------|--------|
| Falcons | 1 | 9:47 | Y.Koo 29 yd. Field Goal (7-18, 3:15) | 3 | 0 |
| Titans | 1 | 2:28 | D.Hopkins 47 yd. pass from W.Levis (N.Folk kick) (4-61, 1:52) | 3 | 7 |
| Titans | 2 | 5:27 | D.Hopkins 16 yd. pass from W.Levis (N.Folk kick) (5-33, 2:50) | 3 | 14 |
| Falcons | 3 | 12:06 | Y.Koo 49 yd. Field Goal (7-44, 2:54) | 6 | 14 |
| Falcons | 3 | 3:02 | Y.Koo 39 yd. Field Goal (11-59, 4:06) | 9 | 14 |
| Titans | 3 | 1:37 | D.Hopkins 61 yd. pass from W.Levis (N.Folk kick) (3-75, 1:25) | 9 | 21 |
| Falcons | 4 | 14:17 | B.Robinson 13 yd. run (Y.Koo kick) (5-75, 2:20) | 16 | 21 |
| Titans | 4 | 6:59 | N.Westbrook-Ikhine 33 yd. pass from W.Levis (N.Folk kick) (9-85, 4:52) | 16 | 28 |
| Falcons | 4 | 3:46 | S.Miller 8 yd. pass from T.Heinicke (Y.Koo kick) (8-75, 3:13) | 23 | 28 |

2023 TENNESSEE TITANS GAME-BY-GAME SCORING

Game 8: Titans @ Steelers, Nov. 3, 2023

| Team | Qtr | Time | Play Description (Drive Plays-Yards, Time) | Titans | Steelers |
|----------|-----|-------|--|--------|----------|
| Steelers | 1 | 10:11 | N.Harris 10 yd. run (C.Boswell kick) (10-78, 4:49) | 0 | 7 |
| Titans | 1 | 2:48 | N.Folk 36 yd. Field Goal (14-72, 7:23) | 3 | 7 |
| Titans | 2 | 6:35 | D.Henry 2 yd. run (N.Folk kick) (11-73, 6:26) | 10 | 7 |
| Steelers | 2 | 1:16 | C.Boswell 29 yd. Field Goal (10-65, 5:19) | 10 | 10 |
| Titans | 2 | 0:00 | N.Folk 36 yd. Field Goal (8-57, 1:16) | 13 | 10 |
| Steelers | 3 | 5:41 | C.Boswell 30 yd. Field Goal (15-75, 8:17) | 13 | 13 |
| Titans | 3 | 0:19 | N.Folk 48 yd. Field Goal (9-45, 5:22) | 16 | 13 |
| Steelers | 4 | 4:02 | D.Johnson 3 yd. pass from K.Pickett (C.Boswell kick) (11-92, 5:11) | 16 | 20 |

Game 9: Titans @ Buccaneers, Nov. 12 2023

| Team | Qtr | Time | Play Description (Extra Point) (Drive Info) | Titans | Buccaneers |
|------------|-----|-------|--|--------|------------|
| Titans | 1 | 8:34 | N.Folk 38 yd. Field Goal (12-55, 6:26) | 3 | 0 |
| Buccaneers | 2 | 5:39 | R.White 43 yd. pass from B.Mayfield (C.McLaughlin kick) (6-85, 3:09) | 3 | 7 |
| Buccaneers | 3 | 10:42 | C.McLaughlin 25 yd. Field Goal (11-68, 4:18) | 3 | 10 |
| Buccaneers | 3 | 2:46 | M.Evans 22 yd. pass from B.Mayfield (C.McLaughlin kick) (8-80, 4:45) | 3 | 17 |
| Titans | 4 | 12:54 | N.Folk 27 yd. Field Goal (11-66, 4:52) | 6 | 17 |
| Buccaneers | 4 | 7:01 | C.McLaughlin 35 yd. Field Goal (11-58, 5:53) | 6 | 20 |

Game 10: Titans @ Jaguars, Nov. 19, 2023

| Team | Qtr | Time | Play Description (Drive Plays-Yards, Time) | Titans | Jaguars |
|---------|-----|------|--|--------|---------|
| Jaguars | 1 | 2:58 | C.Ridley 3 yd. pass from T.Lawrence (B.McManus kick) (8-57, 4:43) | 0 | 7 |
| Jaguars | 2 | 2:43 | B.McManus 30 yd. Field Goal (11-77, 6:16) | 0 | 10 |
| Jaguars | 2 | 0:14 | B.McManus 25 yd. Field Goal (11-65, 1:34) | 0 | 13 |
| Jaguars | 3 | 9:12 | T.Lawrence 9 yd. run (B.McManus kick) (9-73, 5:48) | 0 | 20 |
| Jaguars | 3 | 3:22 | C.Ridley 20 yd. pass from T.Lawrence (B.McManus kick) (6-80, 3:29) | 0 | 27 |
| Titans | 3 | 0:00 | D.Hopkins 43 yd. pass from W.Lewis (N.Folk kick) (5-75, 3:22) | 7 | 27 |
| Jaguars | 4 | 7:28 | T.Lawrence 5 yd. run (B.McManus kick) (9-36, 5:26) | 7 | 34 |
| Titans | 4 | 4:28 | J.Simmons 2 yd. pass from W.Lewis (N.Folk kick) (5-75, 3:00) | 14 | 34 |

Game 11: Panthers @ Titans, Nov. 26 2023

| Team | Qtr | Time | Play Description (Extra Point) (Drive Info) | Panthers | Titans |
|----------|-----|------|--|----------|--------|
| Titans | 1 | 0:34 | D.Henry 1 yd. run (N.Folk kick) (15-91, 9:36) | 0 | 7 |
| Panthers | 2 | 8:51 | E.Pineiro 50 yd. Field Goal (14-47, 6:43) | 3 | 7 |
| Titans | 2 | 2:27 | D.Henry 10 yd. run (N.Folk kick) (2-15, 0:39) | 3 | 14 |
| Titans | 2 | 0:00 | N.Folk 53 yd. Field Goal (5-27, 0:28) | 3 | 17 |
| Panthers | 3 | 8:06 | C.Hubbard 5 yd. run (E.Pineiro kick) (11-67, 6:54) | 10 | 17 |

TITANS-SAINTS: GAME SUMMARY



Week 1: Titans 15, Saints 16
Sunday, Sept. 10, 2023 • 12:00 p.m. CT • Caesars Superdome



In Week 1 of the 2023 season, the Titans traveled to New Orleans to face the Saints and fell by a score of 16-15. It was a game of field goals before the Saints scored the only touchdown of the day to take the lead and the win.

The Titans took a 3-0 lead on the first possession of the game off a 50-yard field goal from **K Nick Folk**. Titans were able to gain possession to set up the score after **S Amani Hooker** forced and recovered a fumble on the opening kickoff.

The Saints responded with a field goal of their own from **K Balke Grupe** after stringing together a nine-play 67-yard drive to tie it at 3-3.

The Titans then turned in an 11-play, 66-yard drive that ended with another field goal by Folk, this one from 27 yards, and it was 6-3 Tennessee at the 3:07 mark of the first quarter.

After another Grupe field goal made it 6-6 midway through the second quarter, Folk added his third field goal of the game, a 31-yard kick, making it 9-6 Titans with 1:40 remaining in the first half. The seven-play 57-yard field goal drive was highlighted by a 46-yard gain by **RB Derrick Henry** off a screen pass from **QB Ryan Tannehill**.

Tennessee held a 9-6 lead going into halftime after Hooker came up with his second takeaway of the day after intercepting **QB Derek Carr** with 37 seconds remaining in the half.

S Marcus Maye intercepted Tannehill on the opening drive of the second half at the New Orleans one-yard line. The Saints drove down and settled for another field goal by Grupe to tie it 9-9.

Later in the third quarter, the Saints made the Titans pay after Tannehill's third interception of the game, as Carr connected with **WR Rashid Shaheed** for a 19-yard touchdown pass to make it 16-9 with 1:23 left to play in the stanza.

The Titans then strung together a 12-play 48-yard drive highlighted by three first down completions from Tannehill that culminated in a 45-yard field goal by Folk to make it 16-12.

Folk made his fifth field goal of the day with 2:17 left to bring Tennessee within one. But the Titans never got the ball back, as the Saints offense converted two third-down opportunities to run out the clock and seal the victory.

SCORING

| | 1 | 2 | 3 | 4 | Final |
|-------------|---|---|----|---|-------|
| Tennessee | 6 | 3 | 0 | 6 | 15 |
| New Orleans | 3 | 3 | 10 | 0 | 16 |

| TEAM | SCORING PLAY | TIME |
|--------|--|---------|
| Titans | N.Folk 50 yd. Field Goal | 1-13:40 |
| Saints | B.Grupe 26 yd. Field Goal | 1-10:18 |
| Titans | N.Folk 27 yd. Field Goal | 1-3:07 |
| Saints | B.Grupe 33 yd. Field Goal | 2-7:37 |
| Titans | N.Folk 31 yd. Field Goal | 2-1:40 |
| Saints | B.Grupe 52 yd. Field Goal | 3-9:25 |
| Saints | R.Shaheed 19 yd. pass from D.Carr (B.Grupe kick) | 3-1:23 |
| Titans | N.Folk 45 yd. Field Goal | 4-11:12 |
| Titans | N.Folk 29 yd. Field Goal | 4-2:17 |

Missed FGs: None

Attendance: 70,024

Time of Game: 3:17

Weather: Inside

Referee: Ronald Torbert



TEAM STATISTICS

| | Titans | Saints |
|----------------------------|------------|------------|
| TOTAL FIRST DOWNS | 16 | 15 |
| THIRD DOWN EFFICIENCY | 2-12-16.7% | 7-16-43.8% |
| FOURTH DOWN EFFICIENCY | 0-0-0.0% | 0-0-0.0% |
| TOTAL NET YARDS | 285 | 351 |
| Plays - Avg. | 59-4.8 | 64-5.5 |
| NET YARDS RUSHING | 104 | 69 |
| Rushes - Avg. | 22-4.7 | 27-2.6 |
| NET YARDS PASSING | 181 | 282 |
| Sacks - Yards Lost | 3-17 | 4-23 |
| PASS ATT-COMP-INT | 34-16-3 | 33-23-1 |
| PUNTS - Avg. | 3-35.7 | 5-48.2 |
| Net Punting Average | 33.7 | 40.8 |
| PUNT RETURNS - Yards | 4-37 | 2-6 |
| KICKOFF RETURNS - Yards | 0-0 | 5-110 |
| INTERCEPTIONS - Yards | 1-10 | 3-5 |
| PENALTIES Number and Yards | 6-45 | 7-45 |
| FUMBLES Number and Lost | 0-0 | 2-1 |
| TOUCHDOWNS | 0 | 1 |
| EXTRA POINTS Made-Attempts | 0-0 | 1-1 |
| RED ZONE EFFICIENCY | 0-3-0% | 1-4-25% |
| GOAL TO GO EFFICIENCY | 0-0-0% | 0-1-0% |
| SAFETIES | 0 | 0 |
| GIVEAWAYS | 3 | 2 |
| TAKEAWAYS | 2 | 3 |
| TIME OF POSSESSION | 31:20 | 28:40 |

TITANS STARTERS

| OFFENSE | | DEFENSE | |
|---------|--------------|---------|-------------------|
| WR 16 | T. Burks | DL 96 | D. Autry |
| TE 85 | C. Okonkwo | DT 93 | T. Tart |
| TE 88 | T. Wesco | DT 98 | J. Simmons |
| LT 71 | A. Dillard | DT 95 | K. Peko |
| LG 77 | P. Skoronski | LB 2 | A. Al-Shaair |
| C 55 | A. Brewer | LB 50 | J. Gibbens |
| RG 60 | D. Brunskill | OLB 58 | H. Landry |
| RT 66 | C. Hubbard | CB 0 | S. Murphy-Bunting |
| WR 10 | D. Hopkins | S 31 | K. Byard |
| QB 17 | R. Tannehill | S 37 | A. Hooker |
| RB 22 | D. Henry | CB 26 | K. Fulton |

SAINTS STARTERS

| OFFENSE | | DEFENSE | |
|---------|-------------|---------|---------------|
| WR 13 | M. Thomas | RDE 96 | C. Granderson |
| WR 12 | C. Olave | DT 99 | K. Saunders |
| LT 70 | T. Penning | DT 93 | N. Shepherd |
| LG 74 | J. Hurst | LDE 94 | C. Jordan |
| C/G 78 | E. McCoy | LB 20 | P. Werner |
| RG 51 | C. Ruiz | LB 56 | D. Davis |
| RT 71 | R. Ramczyk | SAM 53 | Z. Baun |
| TE 83 | J. Johnson | LCB 29 | P. Adebo |
| TE 87 | F. Moreau | SS 6 | M. Maye |
| QB 4 | D. Carr | FS 32 | T. Mathieu |
| RB 21 | J. Williams | RCB 23 | M. Lattimore |

TITANS INDIVIDUAL STATISTICS

| Rushing | Att | Yds | Avg | Lg | TD |
|--------------|-----------|------------|------------|-----------|----------|
| D. Henry | 15 | 63 | 4.2 | 18 | 0 |
| T. Spears | 3 | 27 | 9.0 | 17 | 0 |
| T. Burks | 1 | 9 | 9.0 | 9 | 0 |
| R. Tannehill | 3 | 5 | 1.7 | 2 | 0 |
| Total | 22 | 104 | 4.7 | 18 | 0 |

| Passing | Att | Cmp | Yds | TD | Lg | IN | Rt |
|--------------|-----------|-----------|------------|----------|-----------|----------|-------------|
| R. Tannehill | 34 | 16 | 198 | 0 | 46 | 3 | 28.8 |
| Total | 34 | 16 | 198 | 0 | 46 | 3 | 28.8 |

| Receiving | No | Yds | Avg | Lg | TD |
|---------------------|-----------|------------|-------------|-----------|----------|
| D. Hopkins | 7 | 65 | 9.3 | 16 | 0 |
| N. Westbrook-Ikhine | 4 | 58 | 14.5 | 24 | 0 |
| D. Henry | 2 | 56 | 28.0 | 46 | 0 |
| T. Burks | 2 | 18 | 9.0 | 14 | 0 |
| T. Spears | 1 | 1 | 1.0 | 1 | 0 |
| Total | 16 | 198 | 12.4 | 46 | 0 |

| Interceptions | No | Yds | Avg | Lg | TD |
|---------------|----------|-----------|-------------|-----------|----------|
| A. Hooker | 1 | 10 | 10.0 | 10 | 0 |
| Total | 1 | 10 | 10.0 | 10 | 0 |

Leading Tacklers (Press Box Totals)
 K. Byard 9-6-3; E. Molden 8-6-2; J. Gibbens 7-6-1

Sacks: D. Autry 1.5; A. Key 1.5; J. Simmons 1
FF: S. Murphy-Bunting 1; A. Hooker 1
FR: A. Hooker 1

SAINTS INDIVIDUAL STATISTICS

| Rushing | Att | Yds | Avg | Lg | TD |
|--------------|-----------|-----------|------------|-----------|----------|
| J. Williams | 18 | 45 | 2.5 | 11 | 0 |
| R. Shaheed | 2 | 11 | 5.5 | 6 | 0 |
| T. Jones | 1 | 5 | 5.0 | 5 | 0 |
| D. Carr | 3 | 4 | 1.3 | 7 | 0 |
| T. Hill | 3 | 4 | 1.3 | 4 | 0 |
| Total | 27 | 69 | 2.6 | 11 | 0 |

| Passing | Att | Cmp | Yds | TD | Lg | IN | Rt |
|--------------|-----------|-----------|------------|----------|-----------|----------|-------------|
| D. Carr | 33 | 23 | 305 | 1 | 45 | 1 | 96.1 |
| Total | 33 | 23 | 305 | 1 | 45 | 1 | 96.1 |

| Receiving | No | Yds | Avg | Lg | TD |
|--------------|-----------|------------|-------------|-----------|----------|
| C. Olave | 8 | 112 | 14.0 | 45 | 0 |
| R. Shaheed | 5 | 89 | 17.8 | 41 | 1 |
| M. Thomas | 5 | 61 | 12.2 | 25 | 0 |
| J. Johnson | 3 | 36 | 12.0 | 27 | 0 |
| J. Williams | 2 | 7 | 3.5 | 5 | 0 |
| Total | 23 | 305 | 13.3 | 45 | 1 |

| Interceptions | No | Yds | Avg | Lg | TD |
|---------------|----------|----------|------------|----------|----------|
| M. Maye | 1 | 5 | 5.0 | 5 | 0 |
| M. Lattimore | 1 | 0 | 0.0 | 0 | 0 |
| P. Adebo | 1 | 0 | 0.0 | 0 | 0 |
| Total | 3 | 5 | 1.7 | 5 | 0 |

Leading Tacklers (Press Box Totals)
 D. Davis 10-9-1; P. Werner 8-3-5

Sacks: C. Granderson 1.5; P. Werner 0.5;
 C. Jordan 0.5; B. Bresee 0.5
FF: None
FR: None

TITANS-CHARGERS: GAME SUMMARY



Week 2: Titans 27, Chargers 24
 Sunday, Sept. 17, 2023 • 12:00 p.m. CT • Nissan Stadium



In Week 2 of the 2023 season, the Titans hosted the Los Angeles Chargers for their home opener and won in overtime by a score of 27-24. The win snapped an eight-game losing streak dating back to last season.

Los Angeles took a 3-0 lead in the first quarter after a failed fourth down try by the Titans put the Chargers in good field position early and **K Cameron Dicker** nailed his 27-yard attempt.

The Chargers then extended their lead to 11-0 after **QB Justin Herbert** found **WR Keenan Allen** for an eight-yard touchdown on fourth-and-four. The Chargers converted the two-point conversion when Herbert found **RT Trey Pipkins III** in the end zone.

The Titans answered with a three-play 75-yard touchdown drive, highlighted by a 70-yard pass from **QB Ryan Tannehill** to **WR Treylon Burks** to put the ball at the Chargers five. **RB Derrick Henry** ran it for a one-yard score two plays later to make it 11-7.

Los Angeles then made it 14-7 with a 30-yard field goal by Dicker.

But the Titans cut that lead with a 33-yard field goal from **K Nick Folk** as time expired in the first half.

Tennessee opened the second half with a nine-play 75-yard touchdown drive that included a nine-yard completion to **WR DeAndre Hopkins** on third-and-four to keep the drive alive followed by a 20-yard completion to **TE Chig Okonkwo**. After two penalties from the Chargers put the ball at the Los Angeles 12, Tannehill ran it on an option keeper to take a 17-14 lead.

The Chargers reclaimed the lead at the beginning of the fourth quarter, finishing a seven-play, 80-yard touchdown drive with a 12-yard pass from Herbert to Allen.

The Titans then went up 24-21 with 2:22 left in the fourth quarter after a 49-yard pass from Tannehill to **WR Chris Moore** put the seven-play, 82-yard scoring drive in motion. Tannehill found **WR Nick Westbrook-Ikhine**, for a four-yard touchdown.

The Chargers answered by marching 68 yards down the field to the Tennessee seven-yard line. Facing third-and-three, **OLB Harold Landry III** sacked Herbert for an eight-yard loss to forced the Chargers to kick the game-tying field goal to send it to overtime.

The Chargers started with the ball in overtime but the Titans forced a three-and-out allowing the offense to start at its own 39-yard line. **RB Tyjae Spears** started the drive with a 14-yard run. Henry then caught a 6-yard pass and ran for four yards on two attempts to get the next first down. Tannehill then found Hopkins for a 14-yard completion to put the Titans in field goal range. As rain started pouring down, Folk drilled the 41-yard game-winning field goal.

SCORING

| | 1 | 2 | 3 | 4 | OT | Final |
|-------------|---|----|---|----|----|-------|
| Los Angeles | 3 | 11 | 0 | 10 | 0 | 24 |
| Tennessee | 0 | 10 | 7 | 7 | 3 | 27 |

| TEAM | SCORING PLAY | TIME |
|----------|--|---------|
| Chargers | C.Dicker 27 yd Field Goal | 1-3:46 |
| Chargers | K.Allen 8 yd pass from J.Herbert (J.Herbert-Ti.Pipkins pass) | 2-8:16 |
| Titans | D.Henry 1 yd. run (N.Folk kick) | 2-7:09 |
| Chargers | C.Dicker 30 yd Field Goal | 2-4:23 |
| Titans | N.Folk 33 yd. Field Goal | 2-0:00 |
| Titans | R.Tannehill 12 yd. run (N.Folk kick) | 3-10:08 |
| Chargers | K.Allen 12 yd pass from J.Herbert (C.Dicker) | 4-14:38 |
| Titans | N.Westbrook-Ikhine 4 yd. pass from R.Tannehill | 4-2:22 |
| Chargers | C.Dicker 33 yd. Field Goal | 4-0:00 |
| Titans | N.Folk 41 yd. Field Goal | 5-5:02 |

Missed FGs: None

Attendance: 67,438

Time of Game: 3:02

Weather: 64°, Cloudy, Wind NW 11 mph

Referee: Alan Eck



TEAM STATISTICS

| | Chargers | Titans |
|----------------------------|------------|------------|
| TOTAL FIRST DOWNS | 19 | 22 |
| THIRD DOWN EFFICIENCY | 2-14-14.3% | 6-13-46.2% |
| FOURTH DOWN EFFICIENCY | 3-3-100.0% | 0-1-0.0% |
| TOTAL NET YARDS | 342 | 341 |
| Plays - Avg. | 65-5.3 | 63-5.4 |
| NET YARDS RUSHING | 61 | 141 |
| Rushes - Avg. | 21-2.9 | 34-4.1 |
| NET YARDS PASSING | 281 | 200 |
| Sacks - Yards Lost | 3-24 | 5-46 |
| PASS ATT-COMP-INT | 41-27-0 | 24-20-0 |
| PUNTS - Avg. | 6-39.0 | 5-61.2 |
| Net Punting Average | 37.2 | 44.6 |
| PUNT RETURNS - Yards | 4-63 | 2-11 |
| KICKOFF RETURNS - Yards | 1-24 | 0-0 |
| INTERCEPTIONS - Yards | 0-0 | 0-0 |
| PENALTIES Number and Yards | 4-43 | 7-45 |
| FUMBLES Number and Lost | 0-0 | 0-0 |
| TOUCHDOWNS | 2 | 3 |
| EXTRA POINTS Made-Attempts | 2-2 | 3-3 |
| RED ZONE EFFICIENCY | 2-5-40% | 3-4-75% |
| GOAL TO GO EFFICIENCY | 0-1-0% | 2-2-100% |
| SAFETIES | 0 | 0 |
| GIVEAWAYS | 0 | 0 |
| TAKEAWAYS | 0 | 0 |
| TIME OF POSSESSION | 28:09 | 36:49 |

CHARGERS STARTERS

| OFFENSE | | | DEFENSE | | |
|---------|------------|--------|-------------|--|--|
| WR 81 | M.Williams | OLB 52 | K.Mack | | |
| WR 13 | K.Allen | DL 98 | A.Johnson | | |
| LT 70 | R.Slater | OLB 45 | T.Tuipulotu | | |
| LG 77 | Z.Johnson | DL 51 | S.Joseph | | |
| C 63 | C.Linsley | LB 9 | K.Murray | | |
| RG 68 | J.Salyer | LB 31 | N.Niemann | | |
| RT 79 | T.Pipkins | DB 36 | J.Taylor | | |
| TE 89 | D.Parham | CB 27 | J.Jackson | | |
| TE 7 | G.Everett | CB 26 | A.Samuel | | |
| QB 10 | J.Herbert | S 32 | A.Gilman | | |
| RB 25 | J.Kelley | S 3 | D.James | | |

TITANS STARTERS

| OFFENSE | | | DEFENSE | | |
|---------|--------------------|--------|------------------|--|--|
| WR 10 | D.Hopkins | DL 96 | D.Autry | | |
| WR 16 | T. Burks | DT 93 | T.Tart | | |
| LT 71 | A.Dillard | DT 98 | J.Simmons | | |
| LG 77 | X.Newman | DT 95 | K.Peko | | |
| C 55 | A.Brewer | LB 2 | A.Al-Shaair | | |
| RG 60 | D.Brunskill | LB 50 | J.Gibbens | | |
| RT 66 | C.Hubbard | OLB 58 | H.Landry | | |
| TE 85 | C.Okonkwo | S 24 | E.Molden | | |
| WR 10 | N.Westbrook-Ikhine | CB 21 | R.McCreary | | |
| QB 17 | R.Tannehill | CB 0 | S.Murphy-Bunting | | |
| RB 22 | D.Henry | S 31 | K.Byard | | |

CHARGERS INDIVIDUAL STATISTICS

| Rushing | Att | Yds | Avg | Lg | TD |
|--------------|-----------|-----------|------------|-----------|----------|
| J.Kelley | 13 | 39 | 3.0 | 15 | 0 |
| D.Davis | 1 | 10 | 10.0 | 10 | 0 |
| E.Dotson | 4 | 6 | 1.5 | 2 | 0 |
| M.Williams | 1 | 3 | 3.0 | 3 | 0 |
| I.Spiller | 1 | 3 | 3.0 | 3 | 0 |
| J.Herbert | 1 | 0 | 0.0 | 0 | 0 |
| Total | 21 | 61 | 2.9 | 15 | 0 |

| Passing | Att | Cmp | Yds | TD | Lg | IN | Rt |
|--------------|-----------|-----------|------------|----------|-----------|----------|--------------|
| J.Herbert | 41 | 27 | 305 | 2 | 42 | 0 | 104.2 |
| Total | 41 | 27 | 305 | 2 | 42 | 0 | 104.2 |

| Receiving | No | Yds | Avg | Lg | TD |
|--------------|-----------|------------|-------------|-----------|----------|
| K.Allen | 8 | 111 | 13.9 | 42 | 2 |
| M.Williams | 8 | 83 | 10.4 | 20 | 0 |
| G.Everett | 3 | 47 | 15.7 | 29 | 0 |
| J.Palmer | 3 | 13 | 4.3 | 6 | 0 |
| E.Dotson | 2 | 13 | 6.5 | 7 | 0 |
| S.Smartt | 1 | 24 | 24.0 | 24 | 0 |
| Q.Johnston | 1 | 7 | 7.0 | 7 | 0 |
| D.Parham | 1 | 7 | 7.0 | 7 | 0 |
| Total | 27 | 305 | 11.3 | 42 | 2 |

| Interceptions | No | Yds | Avg | Lg | TD |
|---------------|----------|----------|------------|----------|----------|
| None | | | | | |
| Total | 0 | 0 | 0.0 | 0 | 0 |

Leading Tacklers (Press Box Totals)

D.James 11-7-4; K.Murray 10-5-5; N.Niemman 8-4-4

Sacks: J.Bosa 2; K.Murray 1; T.Tuipulotu 1

M.Fox 1

FF: None

FR: None

TITANS INDIVIDUAL STATISTICS

| Rushing | Att | Yds | Avg | Lg | TD |
|--------------|-----------|------------|------------|-----------|----------|
| D.Henry | 25 | 80 | 3.2 | 23 | 1 |
| T.Spears | 8 | 49 | 6.1 | 14 | 0 |
| R.Tannehill | 1 | 12 | 12.0 | 12 | 1 |
| Total | 34 | 141 | 4.1 | 23 | 2 |

| Passing | Att | Cmp | Yds | TD | Lg | IN | Rt |
|--------------|-----------|-----------|------------|----------|-----------|----------|--------------|
| R.Tannehill | 24 | 20 | 246 | 1 | 70 | 0 | 123.3 |
| Total | 24 | 20 | 246 | 1 | 70 | 0 | 123.3 |

| Receiving | No | Yds | Avg | Lg | TD |
|--------------------|-----------|------------|-------------|-----------|----------|
| D.Hopkins | 4 | 40 | 10.0 | 14 | 0 |
| C.Okonkwo | 4 | 35 | 8.8 | 20 | 0 |
| T.Burks | 3 | 76 | 25.3 | 70 | 0 |
| N.Westbrook-Ikhine | 3 | 25 | 8.3 | 14 | 1 |
| D.Henry | 3 | 15 | 5.0 | 9 | 0 |
| T.Spears | 2 | 6 | 3.0 | 4 | 0 |
| C.Moore | 1 | 49 | 49.0 | 49 | 0 |
| Total | 20 | 246 | 12.3 | 70 | 1 |

| Interceptions | No | Yds | Avg | Lg | TD |
|---------------|----------|----------|------------|----------|----------|
| None | | | | | |
| Total | 0 | 0 | 0.0 | 0 | 0 |

Leading Tacklers (Press Box Totals)

K.Byard 12-7-5; T.Avery 8-7-1; A.Al-Shaair 8-5-3

Sacks: J.Simmons 1; D.Autry 1; H.Landry 1

FF: None

FR: None

TITANS-BROWNS: GAME SUMMARY



Week 3: Titans 3, Browns 27
 Sunday, Sept. 24, 2023 • 1:00 p.m. ET • Cleveland Browns Stadium



In Week 3 of the 2023 season, the Titans traveled to Cleveland to face the Browns and fell by a score of 27-3.

Cleveland got on the board first on their opening drive with a 48-yard field goal by **K Dustin Hopkins**.

After both teams traded punts, **CB Sean Murphy-Bunting** stripped **WR Elijah Moore** and recovered the fumble at the Cleveland 17-yard line. But the offense was forced to settle for a 44-yard field goal by **K Nick Folk** to tie the game at 3-3 to open the second quarter.

The Browns reclaimed the lead on the following drive. **QB DeShaun Watson** found **RB Jerome Ford** for the 19-yard touchdown. The Titans were called for pass interference twice on the drive which put the Browns at the Tennessee 30-yard line.

Cleveland extended its lead on their next drive with a 52-yard field goal from Hopkins to make it 13-3 with one minute remaining in the first half. **QB Ryan Tannehill** drove the team down to the Cleveland 11-yard line with the help of two big receptions, a 26-yard completion to **WR DeAndre Hopkins** and a 33-yard completion to **WR Chris Moore**. But the scoring drive was thwarted as Tannehill was sacked on third-and-10 as time ran out.

The Browns then moved ahead 20-3 midway through the third quarter with a 11-play, 85-yard drive that culminated in a three-yard rushing touchdown by Ford.

Tennessee was unable to get anything going on offense as they punted on back-to-back possessions. The Browns scored a final time with 6:51 left in the game when Watson found **WR Amari Cooper** for a 43-yard touchdown.

The deficit proved too large for the Titans to overcome as Tennessee fell on the road to Cleveland.

SCORING

| | 1 | 2 | 3 | 4 | Final |
|-----------|---|----|---|---|-------|
| Tennessee | 0 | 3 | 0 | 0 | 3 |
| Cleveland | 3 | 10 | 7 | 7 | 27 |

| TEAM | SCORING PLAY | TIME |
|--------|---|---------|
| Browns | D.Hopkins 48 yd. Field Goal | 1-7:49 |
| Titans | N.Folk 44-yd. Field Goal | 2-14:14 |
| Browns | J.Ford 19 yd. pass from D.Watson (D.Hopkins kick) | 2-9:39 |
| Browns | D.Hopkins 52 yd. Field Goal | 2-1:00 |
| Browns | J.Ford 3-yd. run (D.Hopkins kick) | 3-5:49 |
| Browns | A.Cooper 43 yd. pass from D.Watson (D.Hopkins kick) | 4-6:51 |

Missed FGs: None

Attendance: 67,919

Time of Game: 2:48

Weather: 68°, Sun/Clouds, Wind NE 5 mph

Referee: Craig Wrolstad



TEAM STATISTICS

| | Titans | Browns |
|----------------------------|------------|------------|
| TOTAL FIRST DOWNS | 6 | 23 |
| THIRD DOWN EFFICIENCY | 2-12-16.7% | 6-13-46.2% |
| FOURTH DOWN EFFICIENCY | 1-1-100.0% | 1-1-100.0% |
| TOTAL NET YARDS | 94 | 341 |
| Plays - Avg. | 45-2.1 | 67-5.1 |
| NET YARDS RUSHING | 26 | 78 |
| Rushes - Avg. | 15-1.7 | 31-2.5 |
| NET YARDS PASSING | 68 | 263 |
| Sacks - Yards Lost | 5-36 | 3-26 |
| PASS ATT-COMP-INT | 25-13-0 | 33-27-0 |
| PUNTS - Avg. | 7-53.4 | 3-46.3 |
| Net Punting Average | 46.1 | 42.0 |
| PUNT RETURNS - Yards | 1-13 | 2-11 |
| KICKOFF RETURNS - Yards | 1-21 | 1-26 |
| INTERCEPTIONS - Yards | 0-0 | 0-0 |
| PENALTIES Number and Yards | 8-80 | 5-46 |
| FUMBLES Number and Lost | 1-0 | 3-1 |
| TOUCHDOWNS | 0 | 3 |
| EXTRA POINTS Made-Attempts | 0-0 | 3-3 |
| RED ZONE EFFICIENCY | 0-2-0% | 2-2-100% |
| GOAL TO GO EFFICIENCY | 0-0-0% | 1-1-100% |
| SAFETIES | 0 | 0 |
| GIVEAWAYS | 0 | 1 |
| TAKEAWAYS | 1 | 0 |
| TIME OF POSSESSION | 21:31 | 38:29 |

TITANS STARTERS

| OFFENSE | | DEFENSE | |
|---------|-------------|---------|------------------|
| WR 10 | D.Hopkins | OLB 49 | A.Key |
| WR 16 | T. Burks | DT 98 | J.Simmons |
| LT 71 | A.Dillard | DT 93 | T.Tart |
| LG 75 | D.Radunz | DT 95 | K.Peko |
| C 55 | A.Brewer | LB 57 | L.Gifford |
| RG 60 | D.Brunskill | LB 2 | A.Al-Shaair |
| RT 66 | C.Hubbard | LB 50 | J.Gibbens |
| TE 85 | C.Okonkwo | S 37 | A.Hooker |
| TE 88 | T.Wesco | CB 26 | K.Fulton |
| QB 17 | R.Tannehill | CB 0 | S.Murphy-Bunting |
| RB 22 | D.Henry | S 31 | K.Byard |

BROWNS STARTERS

| OFFENSE | | DEFENSE | |
|---------|-----------------|---------|------------------|
| WR 2 | A.Cooper | DE 95 | M.Garrett |
| LT 71 | J.Wills | DT 96 | J.Elliott |
| LG 75 | J.Bitonio | DT 94 | D.Tomlinson |
| C 55 | E.Pocic | DE 99 | Z.Smith |
| RG 77 | W.Teller | LB 6 | J.Owusu-Koramoah |
| RT 79 | D.Jones | LB 5 | A.Walker |
| TE 85 | D.Njoku | LB 44 | S.Takitaki |
| TE 88 | H.Bryant | CB 21 | D.Ward |
| WR 11 | D.Peoples-Jones | S 22 | G.Delpit |
| QB 4 | D.Watson | S 1 | J.Thornhill |
| RB 34 | J.Ford | CB 23 | M.Emerson |

TITANS INDIVIDUAL STATISTICS

| Rushing | Att | Yds | Avg | Lg | TD |
|--------------|-----------|-----------|------------|----------|----------|
| D.Henry | 11 | 20 | 1.8 | 9 | 0 |
| T.Spears | 4 | 6 | 1.5 | 5 | 0 |
| Total | 15 | 26 | 1.7 | 9 | 0 |

| Passing | Att | Cmp | Yds | TD | Lg | IN | Rt |
|--------------|-----------|-----------|------------|----------|-----------|----------|-------------|
| R.Tannehill | 25 | 13 | 104 | 0 | 33 | 0 | 62.8 |
| Total | 25 | 13 | 104 | 0 | 33 | 0 | 62.8 |

| Receiving | No | Yds | Avg | Lg | TD |
|--------------|-----------|------------|------------|-----------|----------|
| T.Spears | 4 | 3 | 0.8 | 5 | 0 |
| D.Hopkins | 3 | 48 | 16.0 | 26 | 0 |
| C.Okonkwo | 3 | 7 | 2.3 | 6 | 0 |
| C.Moore | 2 | 41 | 20.5 | 33 | 0 |
| T.Burks | 1 | 5 | 5.0 | 5 | 0 |
| Total | 13 | 104 | 8.0 | 33 | 0 |

| Interceptions | No | Yds | Avg | Lg | TD |
|---------------|----------|----------|------------|----------|----------|
| None | 0 | 0 | 0.0 | 0 | 0 |
| Total | 0 | 0 | 0.0 | 0 | 0 |

Leading Tacklers (Press Box Totals)

A.Hooker 11-9-2; R.McCreary 10-5-5

Sacks: A.Al-Shaair 1; D.Autry 1; R.McCreary 1;

FF: .Autry 1; S.Murphy-Bunting 1

FR: S.Murphy-Bunting 1

BROWNS INDIVIDUAL STATISTICS

| Rushing | Att | Yds | Avg | Lg | TD |
|--------------|-----------|-----------|------------|-----------|----------|
| P.Strong | 6 | 27 | 4.5 | 9 | 0 |
| J.Ford | 10 | 18 | 1.8 | 9 | 1 |
| D.Watson | 4 | 16 | 4.0 | 10 | 0 |
| K.Hunt | 5 | 13 | 2.6 | 5 | 0 |
| H.Bryant | 2 | 4 | 2.0 | 2 | 0 |
| M.Goodwin | 1 | 1 | 1.0 | 1 | 0 |
| E.Moore | 3 | -1 | -0.3 | 2 | 0 |
| Total | 31 | 78 | 2.5 | 10 | 1 |

| Passing | Att | Cmp | Yds | TD | Lg | IN | Rt |
|--------------|-----------|-----------|------------|----------|-----------|----------|--------------|
| D.Watson | 33 | 27 | 289 | 2 | 43 | 0 | 123.4 |
| Total | 33 | 27 | 289 | 2 | 43 | 0 | 123.4 |

| Receiving | No | Yds | Avg | Lg | TD |
|-----------------|-----------|------------|-------------|-----------|----------|
| E.Moore | 9 | 49 | 5.4 | 14 | 0 |
| A.Cooper | 7 | 116 | 16.6 | 43 | 1 |
| D.Njoku | 4 | 20 | 5.0 | 7 | 0 |
| D.Peoples-Jones | 3 | 49 | 16.3 | 29 | 0 |
| J.Ford | 2 | 33 | 16.5 | 19 | 1 |
| K.Hunt | 2 | 22 | 11.0 | 13 | 0 |
| Total | 27 | 289 | 10.7 | 43 | 2 |

| Interceptions | No | Yds | Avg | Lg | TD |
|---------------|----------|----------|------------|----------|----------|
| None | 0 | 0 | 0.0 | 0 | 0 |
| Total | 0 | 0 | 0.0 | 0 | 0 |

Leading Tacklers (Press Box Totals)

M.Garrett 5-4-1; J.Owusu-Koramoah 5-3-2

Sacks: M.Garrett 3.5; A.Wright 1; O.Okoronkwo 0.5

FF: M.Garrett 1

FR: None

TITANS-BENGALS: GAME SUMMARY



Week 4: Titans 27, Bengals 3
Sunday, Oct. 1, 2023 • 12:00 p.m. CT • Nissan Stadium



In Week 4 of the 2023 season, the Titans hosted the Cincinnati Bengals and won by a score of 27-3. Tennessee's defense limited Cincinnati to just 211 net yards and one red zone appearance that ended in their lone field goal. Offensively, the Titans converted eight-of-13 third down chances (61.5 percent) and possessed the ball for 34 minutes, 45 seconds while putting up 400 net yards of offense.

Cincinnati won the coin toss and elected to receive the kick. After driving down to the Tennessee 10-yard line, they were unable to convert and forced to kick a field goal. The 21-yard field goal by **K Evan McPherson** gave the Bengals the early 3-0 lead.

It was all Titans from there. On the ensuing drive, Tennessee tied the game 3-3 with a 53-yard field goal by **K Nick Folk** on a 15-play, seven-minute, 48-second drive that saw a fourth-and-two conversion when **QB Ryan Tannehill** found **RB Tyjae Spears** for three yards and the first down.

Later in the second quarter, the Titans took the lead on a 15-yard touchdown pass from Tannehill to **WR Nick Westbrook-Ikhine** which capped a five-play, 78-yard drive that featured a 38-yard completion to **WR DeAndre Hopkins** and a 24-yard completion to **TE Josh Whyle**.

After the Titans defense forced a three-and-out and a punt, the offense took over at their own 27-yard line and strung together a four-play, 73-yard touchdown drive to take a 17-3 lead. Spears got the drive going with a 22-yard run. Tannehill then connected with Westbrook-Ikhine for another big completion of 22 yards. **RB Derrick Henry** finished it off with a 29-yard touchdown run.

Tennessee scored once more before the half to extend the lead to 24-7 and cap off a 21-point quarter. Tannehill found **WR Chris Moore** for a 44-yard gain down the sideline to give Tennessee the ball at Cincinnati's 20-yard line. After two more completions for 18 yards and a defensive holding call, the Titans were at the two-yard line. Henry lined up in Wildcat formation and hit Whyle with a two-yard jump-pass for the touchdown with 10 seconds remaining in the half.

The Titans extended their lead to 27-3 on the opening possession of the second half with a 15-play, 10-minute and 22-second drive that culminated in a 35-yard field goal by Folk.

Neither team would score again, as the Titans defense shut down the Bengals to seal the 27-3 victory.

SCORING

| | 1 | 2 | 3 | 4 | Final |
|------------|---|----|---|---|-------|
| Cincinnati | 3 | 0 | 0 | 0 | 3 |
| Tennessee | 3 | 21 | 3 | 0 | 27 |

TEAM SCORING PLAY

| TEAM | SCORING PLAY | TIME |
|---------|--|--------|
| Bengals | E.McPherson 21 yd. Field Goal | 1-9:12 |
| Titans | N.Folk 53 yd. Field Goal | 1-1:24 |
| Titans | N.Westbrook-Ikhine 13 yd. pass from R.Tannehill (N. Folk kick) | 2-6:31 |
| Titans | D.Henry 29 yd. run (N.Folk kick) | 2-3:58 |
| Titans | J.Whyle 2 yd. pass from D.Henry (N.Folk kick) | 2-0:10 |
| Titans | N.Folk 35 yd. Field Goal | 3-4:38 |

Missed FGs: None

Attendance: 68,951

Time of Game: 2:47

Weather: 82°, Sunny, Wind ENE 4 mph

Referee: Shawn Smith



TEAM STATISTICS

| | Bengals | Titans |
|----------------------------|-----------|------------|
| TOTAL FIRST DOWNS | 14 | 23 |
| THIRD DOWN EFFICIENCY | 2-9-22.2% | 8-13-61.5% |
| FOURTH DOWN EFFICIENCY | 0-1-0.0% | 1-1-100.0% |
| TOTAL NET YARDS | 211 | 400 |
| Plays - Avg. | 51-4.1 | 62-6.5 |
| NET YARDS RUSHING | 72 | 173 |
| Rushes - Avg. | 18-4.0 | 33-5.2 |
| NET YARDS PASSING | 139 | 227 |
| Sacks - Yards Lost | 3-26 | 3-15 |
| PASS ATT-COMP-INT | 30-20-0 | 26-19-1 |
| PUNTS - Avg. | 5-51.4 | 2-46.5 |
| Net Punting Average | 40.0 | 45.5 |
| PUNT RETURNS - Yards | 1-2 | 3-37 |
| KICKOFF RETURNS - Yards | 1-25 | 1-16 |
| INTERCEPTIONS - Yards | 1-0 | 0-0 |
| PENALTIES Number and Yards | 5-40 | 5-27 |
| FUMBLES Number and Lost | 2-1 | 3-0 |
| TOUCHDOWNS | 0 | 3 |
| EXTRA POINTS Made-Attempts | 0-0 | 3-3 |
| RED ZONE EFFICIENCY | 0-1-0% | 2-4-50% |
| GOAL TO GO EFFICIENCY | 0-1-0% | 1-1-100% |
| SAFETIES | 0 | 0 |
| GIVEAWAYS | 1 | 1 |
| TAKEAWAYS | 1 | 1 |
| TIME OF POSSESSION | 25:15 | 34:45 |

BENGALS STARTERS

| OFFENSE | | | DEFENSE | | |
|---------|----|------------|---------|----|----------------|
| TE | 89 | D.Sample | RDE | 91 | T.Hendrickson |
| LT | 75 | O.Brown | NT | 98 | D.Reader |
| LG | 67 | C.Volson | DT | 92 | B.Hill |
| C | 64 | T.Karras | DE | 94 | S.Hubbard |
| RG | 65 | A.Cappa | LB | 55 | L.Wilson |
| RT | 73 | J.Williams | LB | 57 | G.Pratt |
| WR | 5 | T.Higgins | NCB | 21 | M.Hilton |
| WR | 83 | T.Boyd | CB | 29 | C.Taylor-Britt |
| WR | 1 | J.Chase | CB | 22 | C.Awuzie |
| QB | 9 | J.Burrow | S | 33 | N.Scott |
| HB | 28 | J.Mixon | S | 23 | D.Hill |

TITANS STARTERS

| OFFENSE | | | DEFENSE | | |
|---------|----|--------------------|---------|----|------------------|
| WR | 10 | D.Hopkins | DE | 96 | D.Autry |
| WR | 15 | N.Westbrook-Ikhine | DT | 98 | J.Simmons |
| LT | 71 | A.Dillard | NT | 93 | T.Tart |
| LG | 75 | D.Radunz | OLB | 58 | H.Landry |
| C | 55 | A.Brewer | LB | 2 | A.Al-Shaair |
| RG | 60 | D.Brunskill | LB | 50 | J.Gibbens |
| RT | 66 | C.Hubbard | S | 37 | A.Hooker |
| TE | 85 | T.Wesco | CB | 6 | K.Fulton |
| WR | 11 | C.Moore | CB | 0 | S.Murphy-Bunting |
| QB | 17 | R.Tannehill | S | 31 | K.Byard |
| RB | 22 | D.Henry | CB | 21 | R.McCreary |

BENGALS INDIVIDUAL STATISTICS

| Rushing | Att | Yds | Avg | Lg | TD |
|--------------|-----------|-----------|------------|-----------|----------|
| J.Mixon | 14 | 67 | 4.8 | 13 | 0 |
| T.Williams | 1 | 4 | 4.0 | 4 | 0 |
| J.Burrow | 3 | 1 | 0.3 | 1 | 0 |
| Total | 18 | 72 | 4.0 | 13 | 0 |

| Passing | Att | Cmp | Yds | TD | Lg | IN | Rt |
|--------------|-----------|-----------|------------|----------|-----------|----------|-------------|
| J.Burrow | 30 | 20 | 165 | 0 | 17 | 0 | 80.6 |
| Total | 30 | 20 | 165 | 0 | 17 | 0 | 80.6 |

| Receiving | No | Yds | Avg | Lg | TD |
|--------------|-----------|------------|------------|-----------|----------|
| J.Chase | 7 | 73 | 10.4 | 17 | 0 |
| T.Boyd | 4 | 26 | 6.5 | 9 | 0 |
| T.Higgins | 2 | 19 | 9.5 | 10 | 0 |
| T.Hudson | 2 | 18 | 9.0 | 12 | 0 |
| T.Irwin | 1 | 17 | 17.0 | 17 | 0 |
| J.Mixon | 1 | 9 | 9.0 | 9 | 0 |
| M.Wilcox | 1 | 7 | 7.0 | 7 | 0 |
| D.Sample | 1 | -1 | -1.0 | -1 | 0 |
| C.Brown | 1 | -3 | -3.0 | -3 | 0 |
| Total | 20 | 165 | 8.3 | 17 | 0 |

| Interceptions | No | Yds | Avg | Lg | TD |
|---------------|----------|----------|------------|----------|----------|
| D.Hill | 1 | 0 | 0.0 | 0 | 0 |
| Total | 1 | 0 | 0.0 | 0 | 0 |

Leading Tacklers (Press Box Totals)

N.Scott 10-9-1; D.Hill 8-3-5

Sacks: S.Hubbard 1; M. Murphy 1; T.Hendrickson 0.5; B. Hill 0.5
FF: C.Taylor-Britt
FR: None

TITANS INDIVIDUAL STATISTICS

| Rushing | Att | Yds | Avg | Lg | TD |
|--------------|-----------|------------|------------|-----------|----------|
| D.Henry | 22 | 122 | 5.5 | 29 | 1 |
| T.Spears | 5 | 40 | 8.0 | 22 | 0 |
| R.Tannehill | 6 | 11 | 1.8 | 7 | 0 |
| Total | 33 | 173 | 5.2 | 29 | 1 |

| Passing | Att | Cmp | Yds | TD | Lg | IN | Rt |
|--------------|-----------|-----------|------------|----------|-----------|----------|--------------|
| R.Tannehill | 25 | 18 | 240 | 1 | 44 | 1 | 98.8 |
| D.Henry | 1 | 1 | 2 | 1 | 2 | 0 | 118.8 |
| Total | 26 | 19 | 242 | 2 | 44 | 1 | 111.4 |

| Receiving | No | Yds | Avg | Lg | TD |
|--------------------|-----------|------------|-------------|-----------|----------|
| N.Westbrook-Ikhine | 5 | 51 | 10.2 | 22 | 1 |
| D.Hopkins | 4 | 63 | 15.8 | 38 | 0 |
| C.Okonkwo | 3 | 29 | 9.7 | 13 | 0 |
| T.Spears | 3 | 18 | 6.0 | 9 | 0 |
| J.Whyle | 2 | 26 | 13.0 | 24 | 1 |
| C.Moore | 1 | 44 | 44.0 | 44 | 0 |
| D.Henry | 1 | 11 | 11.0 | 11 | 0 |
| Total | 19 | 242 | 12.7 | 44 | 2 |

| Interceptions | No | Yds | Avg | Lg | TD |
|---------------|----------|----------|------------|----------|----------|
| None | 0 | 0 | 0.0 | 0 | 0 |
| Total | 0 | 0 | 0.0 | 0 | 0 |

Leading Tacklers (Press Box Totals)

J.Gibbens 10-4-6; A.Al-Shaair 9-5-4

Sacks: T.Gipson 1; A.Key 1; D.Autry 0.5; J.Simmons 0.5;
FF: T.Gipson 1
FR: K.Byard 1

TITANS-COLTS: GAME SUMMARY



Week 5: Titans 16, Colts 23
Sunday, Oct. 8, 2023 • 1:00 p.m. ET • Lucas Oil Stadium



In Week 5 of the 2023 season, the Titans traveled to Indianapolis and lost by a score of 23-16 to the Colts.

After forcing a punt on the Colts' opening possession, the Titans strung together a 16-play, 75-yard drive that resulted in a 27-yard field goal by **K Nick Folk** to take a 3-0 lead. **QB Ryan Tannehill** completed six passes to five different receivers for 58 yards during the drive.

The Colts answered on the following drive with a 56-yard touchdown run by RB Zack Moss to take the 7-3 lead.

The Titans were forced to punt after going three-and-out to start the second quarter and the Colts took over at their own 35-yard line. **QB Anthony Richardson** strung together a 10-play, 40-yard drive that cumulated in a 43-yard field goal by **K Matt Gay** to extend their lead.

Tennessee responded with a field goal of its own on the following possession. **K Nick Folk** was good from 53 yards, tied for his longest field goal of the season.

At the end of the second quarter, Indianapolis drove down to the Tennessee five-yard line but the Titans defense was able to keep the Colts off the scoreboard coming up with a fourth-and-one stop with seconds left on the clock to keep the score 10-6 going into the half.

The Titans opened the second half with a 19-yard touchdown run by **RB Tyjae Spears** that capped off a four-play, 75-yard drive that included two receptions for 52 yards by **WR DeAndre Hopkins** to make it 13-10.

The Colts scored on the ensuing drive on a three-yard rush from Moss after driving 75 yards down the field on nine plays to reclaim a 17-13 lead.

The two teams then traded field goals to make the score 20-16 as Folk hit a 34-yarder with 2:02 left in the third quarter and Gay was good from 35 yards to open the fourth quarter.

Tennessee then drove down to the Indianapolis five-yard line but **RB Derrick Henry**

was stuffed on fourth-and-one to turn the ball over on downs. Indianapolis capitalized as they drove 84 yards on 14 plays for a 28-yard field goal that took 7:03 off the clock and gave them a 23-16 lead with one minute left in the game.

Needing a touchdown, the Titans started their final drive on their own 25-yard line but were unable to convert as the Colts came up with an interception to end the game and seal their victory.

SCORING

| | 1 | 2 | 3 | 4 | Final |
|--------------|---|---|----|---|-------|
| Tennessee | 3 | 3 | 10 | 0 | 16 |
| Indianapolis | 7 | 3 | 7 | 6 | 23 |

| TEAM | SCORING PLAY | TIME |
|--------|-----------------------------------|---------|
| Titans | N.Folk 27 yd. Field Goal | 1-3:13 |
| Colts | Z.Moss 56 yd. run (M.Gay kick) | 1-0:41 |
| Colts | M.Gay 43 yd. Field Goal | 2-9:32 |
| Titans | N.Folk 53 yd. Field Goal | 2-4:39 |
| Titans | T.Spears 19 yd. run (N.Folk kick) | 3-12:48 |
| Colts | Z.Moss 3 yd. run (M.Gay kick) | 3-8:00 |
| Titans | N.Folk 34 yd. Field Goal | 3-2:02 |
| Colts | M.Gay 35 yd. Field Goal | 4-13:22 |
| Colts | M.Gay 28 yd. Field Goal | 4-1:00 |

Missed FGs: None

Attendance: 65,287

Time of Game: 2:51

Weather: 53°, Cloudy, Wind WNW 7 mph

Referee: Brad Rogers



TEAM STATISTICS

| | Titans | Colts |
|----------------------------|------------|------------|
| TOTAL FIRST DOWNS | 19 | 21 |
| THIRD DOWN EFFICIENCY | 5-12-41.7% | 8-13-61.5% |
| FOURTH DOWN EFFICIENCY | 1-2-50.0% | 0-1-0.0% |
| TOTAL NET YARDS | 348 | 429 |
| Plays - Avg. | 58-6.0 | 61-7.0 |
| NET YARDS RUSHING | 89 | 193 |
| Rushes - Avg. | 22-4.0 | 34-5.7 |
| NET YARDS PASSING | 259 | 236 |
| Sacks - Yards Lost | 1-5 | 1-17 |
| PASS ATT-COMP-INT | 35-23-1 | 26-20-0 |
| PUNTS - Avg. | 1-43.0 | 1-50.0 |
| Net Punting Average | 38.0 | 38.0 |
| PUNT RETURNS - Yards | 1-12 | 1-5 |
| KICKOFF RETURNS - Yards | 1-12 | 1-19 |
| INTERCEPTIONS - Yards | 0-0 | 1-10 |
| PENALTIES Number and Yards | 4-58 | 8-55 |
| FUMBLES Number and Lost | 0-0 | 1-0 |
| TOUCHDOWNS | 1 | 2 |
| EXTRA POINTS Made-Attempts | 1-1 | 2-2 |
| RED ZONE EFFICIENCY | 1-4-25% | 1-5-20% |
| GOAL TO GO EFFICIENCY | 0-0-0% | 1-1-100% |
| SAFETIES | 0 | 0 |
| GIVEAWAYS | 1 | 0 |
| TAKEAWAYS | 0 | 1 |
| TIME OF POSSESSION | 28:57 | 31:03 |

TITANS STARTERS

| OFFENSE | | | DEFENSE | | |
|---------|--------------------|--------|------------------|--|--|
| TE 85 | C.Okonkwo | DL 96 | D.Autry | | |
| LT 71 | A.Dillard | NT 95 | K.Peko | | |
| LG 77 | P.Skoronski | DT 98 | J.Simmons | | |
| C 55 | A.Brewer | OLB 58 | H.Landry | | |
| RG 60 | D.Brunskill | LB 2 | A.Al-Shaair | | |
| RT 66 | C.Hubbard | LB 50 | J.Gibbens | | |
| WR 15 | N.Westbrook-Ikhine | S 37 | A.Hooker | | |
| WR 10 | D.Hopkins | CB 6 | K.Fulton | | |
| TE 81 | J.Whyle | CB 0 | S.Murphy-Bunting | | |
| QB 17 | R.Tannehill | S 31 | K.Byard | | |
| RB 22 | D.Henry | CB 21 | R.McCreary | | |

COLTS STARTERS

| OFFENSE | | | DEFENSE | | |
|---------|--------------|--------|------------|--|--|
| WR 1 | J.Downs | DE 52 | S.Ebukam | | |
| WR 11 | M.Pittman | DT 99 | D.Buckner | | |
| TE 85 | A.Ogletree | DE 54 | D.Odeyngbo | | |
| LT 73 | B.Freeland | NT 90 | G.Stewart | | |
| LG 56 | Q.Nelson | MLB 44 | Z.Franklin | | |
| C 78 | R.Kelly | CB 29 | J.Brents | | |
| RG 75 | W.Fries | CB 23 | K.Moore | | |
| RT 72 | B.Smith | CB 40 | J.Jones | | |
| WR 14 | A.Pierce | FS 25 | R.Thomas | | |
| QB 5 | A.Richardson | SS 32 | J.Blackmon | | |
| RB 21 | Z.Moss | LB 45 | E.Speed | | |

TITANS INDIVIDUAL STATISTICS

| Rushing | Att | Yds | Avg | Lg | TD |
|--------------|-----------|-----------|------------|-----------|----------|
| D.Henry | 13 | 43 | 3.3 | 8 | 0 |
| T.Spears | 7 | 34 | 4.9 | 19 | 1 |
| R.Tannehill | 2 | 12 | 6.0 | 13 | 0 |
| Total | 22 | 89 | 4.0 | 19 | 1 |

| Passing | Att | Cmp | Yds | TD | Lg | IN | Rt |
|--------------|-----------|-----------|------------|----------|-----------|----------|-------------|
| R.Tannehill | 34 | 23 | 264 | 0 | 36 | 1 | 78.6 |
| D.Henry | 1 | 0 | 0 | 0 | 0 | 0 | 39.6 |
| Total | 35 | 23 | 264 | 0 | 36 | 1 | 76.4 |

| Receiving | No | Yds | Avg | Lg | TD |
|--------------------|-----------|------------|-------------|-----------|----------|
| D.Hopkins | 8 | 140 | 17.5 | 36 | 0 |
| C.Okonkwo | 5 | 33 | 6.6 | 11 | 0 |
| T.Spears | 4 | 35 | 8.8 | 14 | 0 |
| D.Henry | 3 | 19 | 6.3 | 13 | 0 |
| T.Wesco | 1 | 21 | 21.0 | 21 | 0 |
| N.Westbrook-Ikhine | 1 | 9 | 9.0 | 9 | 0 |
| J.Whyle | 1 | 7 | 7.0 | 7 | 0 |
| Total | 23 | 264 | 11.5 | 36 | 0 |

| Interceptions | No | Yds | Avg | Lg | TD |
|---------------|----------|----------|------------|----------|----------|
| None | 0 | 0 | 0.0 | 0 | 0 |
| Total | 0 | 0 | 0.0 | 0 | 0 |

Leading Tacklers (Press Box Totals)

A.Al-Shaair 15-7-8; J.Gibbens 10-7-3

Sacks: R.McCreary 1

FF: R.McCreary 1

FR: None

COLTS INDIVIDUAL STATISTICS

| Rushing | Att | Yds | Avg | Lg | TD |
|--------------|-----------|------------|------------|-----------|----------|
| Z. Moss | 23 | 165 | 7.2 | 56 | 2 |
| J.Taylor | 6 | 18 | 3.0 | 5 | 0 |
| A.Richardson | 2 | 5 | 2.5 | 4 | 0 |
| I.McKenzie | 1 | 4 | 4.0 | 4 | 0 |
| G.Minshew | 2 | 1 | 0.5 | 2 | 0 |
| Total | 34 | 193 | 5.7 | 56 | 2 |

| Passing | Att | Cmp | Yds | TD | Lg | IN | Rt |
|--------------|-----------|-----------|------------|----------|-----------|----------|--------------|
| G.Minshew | 14 | 11 | 155 | 0 | 27 | 0 | 112.8 |
| A.Richardson | 12 | 9 | 98 | 0 | 38 | 0 | 98.6 |
| Total | 26 | 20 | 253 | 0 | 38 | 0 | 106.7 |

| Receiving | No | Yds | Avg | Lg | TD |
|--------------|-----------|------------|-------------|-----------|----------|
| J.Downs | 6 | 97 | 16.2 | 38 | 0 |
| M.Pittman | 5 | 52 | 10.4 | 27 | 0 |
| Z.Moss | 2 | 30 | 15.0 | 26 | 0 |
| A.Ogletree | 2 | 16 | 8.0 | 13 | 0 |
| K.Granson | 2 | 15 | 7.5 | 9 | 0 |
| M.Alie-Cox | 1 | 17 | 17.0 | 17 | 0 |
| J.Taylor | 1 | 16 | 16.0 | 16 | 0 |
| A.Pierce | 1 | 10 | 10.0 | 10 | 0 |
| Total | 20 | 253 | 12.7 | 38 | 0 |

| Interceptions | No | Yds | Avg | Lg | TD |
|---------------|----------|-----------|-------------|-----------|----------|
| J.Blackmon | 1 | 10 | 10.0 | 10 | 0 |
| Total | 1 | 10 | 10.0 | 10 | 0 |

Leading Tacklers (Press Box Totals)

Z.Franklin 12-7-5; K.Moore 9-7-2

Sacks: S.Ebukam 1

FF: None

FR: None

TITANS-RAVENS: GAME SUMMARY



Week 6: Titans 16, Ravens 24

Sunday, Oct. 15, 2023 • 2:30 p.m. BST • Tottenham Hotspur Stadium



In Week 6 of the 2023 season, the Titans traveled to London to take on the Baltimore Ravens and lost by a score of 24-16.

The Ravens scored a field goal on their opening possession of the game. **K Justin Tucker** made the 41-yard attempt to give Baltimore a 3-0 lead.

The Titans answered on the following possession with a 26-yard field goal by **K Nick Folk** to tie the game after Tennessee drove down to the Baltimore eight-yard line with first down receptions by **WR Chris Moore** and **TE Josh Whyle** and two defensive pass interference penalties forced by **WR DeAndre Hopkins**.

Baltimore produced another field goal on the following drive to take a 6-3 lead. After forcing Tennessee to go three-and-out, **WR Devin Duvernay** returned **P Ryan Stonehouse's** punt 70 yards to the Titans 17-yard line. The Titans defense held strong in the red zone as **LB Harold Landry III** tackled **QB Lamar Jackson** for a four-yard loss on third-and-goal at the one-yard line to force another short field goal to make it 9-3 early in the second quarter.

Baltimore scored on their next possession after driving down to the Tennessee 10-yard line before Jackson found **WR Zay Flowers** for the first touchdown of the game on a 10-play, 80-yard drive. The Ravens attempted a two-point conversion but after being called for offensive pass interference, they attempted to kick the extra point which was blocked by **DL Denico Aurtry** to make it 15-3.

The Tennessee defense came up with a big stop to force a punt with 12 seconds left in the half. But **WR Kyle Philips** muffed the punt and it was recovered by **LB Del'Shawn Phillips** at the Tennessee 11-yard line with one second remaining. Tucker kicked his third field goal to make it 18-3 as time expired in the first half.

After the Titans defense forced a three-and-out, **RB Derrick Henry** took a direct snap and broke loose to the Ravens nine-yard line for a 63-yard gain to set up goal-to-go. But the Titans had to settle for a field goal, a 27-yarder by Folk to make it 18-6 with 9:24 remaining in the third quarter.

An interception by **CB Sean Murphy-Bunting** gave the Titans the ball at the Baltimore 30-yard line. A few snaps later, Henry scored on a 15-yard touchdown run to cut the lead to 18-13 at the 8:24 mark of the third quarter.

QB Ryan Tannehill was intercepted by **S Geno Stone** on the next Titan's possession and the Ravens cashed in with another field goal to make it 21-13 early in the fourth quarter. Tucker made another field goal with 4:16 left to extend the lead to 11.

Folk made a 38-yard field goal to make it 24-16 with 38 seconds remaining, but the Titans were unable to complete the comeback as the ensuing onside kick was recovered by the Ravens and they ran out the clock to seal their victory.

SCORING

| | 1 | 2 | 3 | 4 | Final |
|-----------|---|----|----|---|-------|
| Baltimore | 6 | 12 | 0 | 6 | 24 |
| Tennessee | 3 | 0 | 10 | 3 | 16 |

| TEAM | SCORING PLAY | TIME |
|--------|---|---------|
| Ravens | J.Tucker 41 yd. Field Goal | 1-10:26 |
| Titans | N.Folk 26 yd. Field Goal | 1-5:34 |
| Ravens | J.Tucker 28 yd. Field Goal | 1-0:04 |
| Ravens | J.Tucker 23 yd. Field Goal | 2-10:13 |
| Ravens | Z.Flowers 10 yd. pass from L.Jackson (kick blocked) | 2-3:28 |
| Ravens | J.Tucker 29 yd. Field Goal | 2-0:00 |
| Titans | N.Folk 27 yd. Field Goal | 3-9:24 |
| Titans | D.Henry 15 yd. run (N.Folk kick) | 3-8:24 |
| Ravens | J.Tucker 20 yd. Field Goal | 4-12:49 |
| Ravens | J.Tucker 36 yd. Field Goal | 4-4:16 |
| Titans | N.Folk 38 yd. Field Goal | 4-0:38 |

Missed FGs: None

Attendance: 61,011

Time of Game: 3:09

Weather: 52°, Sunny, Wind NNW 8 mph

Referee: Bill Vinovich



TEAM STATISTICS

| | Ravens | Titans |
|----------------------------|------------|-----------|
| TOTAL FIRST DOWNS | 20 | 17 |
| THIRD DOWN EFFICIENCY | 8-16-50.0% | 1-9-11.1% |
| FOURTH DOWN EFFICIENCY | 0-0-0.0% | 0-0-0.0% |
| TOTAL NET YARDS | 360 | 233 |
| Plays - Avg. | 70-5.1 | 46-5.1 |
| NET YARDS RUSHING | 139 | 129 |
| Rushes - Avg. | 39-3.6 | 19-6.8 |
| NET YARDS PASSING | 221 | 104 |
| Sacks - Yards Lost | 1-2 | 6-46 |
| PASS ATT-COMP-INT | 30-21-1 | 21-12-1 |
| PUNTS - Avg. | 3-48.7 | 5-52.6 |
| Net Punting Average | 45.0 | 34.4 |
| PUNT RETURNS - Yards | 3-91 | 3-11 |
| KICKOFF RETURNS - Yards | 2-41 | 0-0 |
| INTERCEPTIONS - Yards | 1-24 | 1-10 |
| PENALTIES Number and Yards | 9-88 | 6-45 |
| FUMBLES Number and Lost | 0-0 | 1-1 |
| TOUCHDOWNS | 1 | 1 |
| EXTRA POINTS Made-Attempts | 0-1 | 1-1 |
| RED ZONE EFFICIENCY | 1-6-17% | 1-4-25% |
| GOAL TO GO EFFICIENCY | 0-2-0% | 0-2-0% |
| SAFETIES | 0 | 0 |
| GIVEAWAYS | 1 | 2 |
| TAKEAWAYS | 2 | 1 |
| TIME OF POSSESSION | 35:42 | 24:18 |

RAVENS STARTERS

| OFFENSE | | DEFENSE | |
|---------|--------------|---------|-------------|
| WR 4 | Z.Flowers | DT 92 | J.Madubuike |
| WR 7 | R.Bateman | NT 58 | M.Pierce |
| LT 79 | R.Stanley | RUSH50 | K.Van Noy |
| LG 76 | J.Simpson | ILB 0 | R.Smith |
| C 64 | T.Linderbaum | ILB 6 | P.Queen |
| RG 70 | K.Zeitler | SAM 24 | J.Clowney |
| RT 78 | M.Moses | CB 21 | B.Stephens |
| TE 89 | M.Andrews | CB 44 | M.Humphrey |
| QB 8 | L.Jackson | CB 10 | A.Maulet |
| FB 42 | P.Ricard | SS 14 | K.Hamilton |
| RB 43 | J.Hill | FS 32 | M.Williams |

TITANS STARTERS

| OFFENSE | | DEFENSE | |
|---------|-------------|---------|------------------|
| WR 10 | D.Hopkins | DE 96 | D.Autry |
| WR 15 | N.Westbrook | DT 98 | J.Simmons |
| LT 71 | A.Dillard | NT 90 | N.Jones |
| LG 77 | P.Skoronski | DE 95 | K.Peko |
| C 55 | A.Brewer | OLB 58 | H.Landry |
| RG 60 | D.Brunskill | ILB 2 | A.AI-Shaair |
| RT 66 | C.Hubbard | ILB 50 | J.Gibbens |
| TE 88 | T.Wesco | CB 0 | S.Murphy-Bunting |
| WR 11 | C.Moore | S 37 | A.Hooker |
| QB 17 | R.Tannehill | S 31 | K.Byard |
| RB 22 | D.Henry | CB 21 | R.McCreary |

RAVENS INDIVIDUAL STATISTICS

| Rushing | Att | Yds | Avg | Lg | TD |
|--------------|-----------|------------|------------|-----------|----------|
| L.Jackson | 13 | 62 | 4.8 | 12 | 0 |
| G.Edwards | 16 | 41 | 2.6 | 8 | 0 |
| J.Hill | 8 | 35 | 4.4 | 10 | 0 |
| Z.Flowers | 1 | 1 | 1.0 | 1 | 0 |
| M.Andrews | 1 | 0 | 0.0 | 0 | 0 |
| Total | 39 | 139 | 3.6 | 12 | 0 |

| Passing | Att | Cmp | Yds | TD | Lg | IN | Rt |
|--------------|-----------|-----------|------------|----------|-----------|----------|-------------|
| L.Jackson | 30 | 21 | 223 | 1 | 38 | 1 | 88.6 |
| Total | 30 | 21 | 223 | 1 | 38 | 1 | 88.6 |

| Receiving | No | Yds | Avg | Lg | TD |
|--------------|-----------|------------|-------------|-----------|----------|
| Z.Flowers | 6 | 50 | 8.3 | 14 | 1 |
| M.Andrews | 4 | 69 | 17.3 | 38 | 0 |
| J.Hill | 3 | 0 | 0.0 | 2 | 0 |
| N.Agholor | 2 | 40 | 20.0 | 21 | 0 |
| O.Beckham | 2 | 34 | 17.0 | 32 | 0 |
| R.Bateman | 2 | 15 | 7.5 | 8 | 0 |
| G.Edwards | 1 | 12 | 12.0 | 12 | 0 |
| P.Ricard | 1 | 3 | 3.0 | 3 | 0 |
| Total | 21 | 223 | 10.6 | 38 | 1 |

| Interceptions | No | Yds | Avg | Lg | TD |
|---------------|----------|-----------|-------------|-----------|----------|
| G.Stone | 1 | 24 | 24.0 | 24 | 0 |
| Total | 1 | 24 | 24.0 | 24 | 0 |

Leading Tacklers (Press Box Totals)

P.Queen 9-7-2; R.Smith 9-4-5

Sacks: J.Clowney 2; J.Madubuike 2; P.Queen 1;
KF: Van Noy 1
FF: None
FR: None

TITANS INDIVIDUAL STATISTICS

| Rushing | Att | Yds | Avg | Lg | TD |
|--------------|-----------|------------|------------|-----------|----------|
| D.Henry | 12 | 97 | 8.1 | 63 | 1 |
| M.Willis | 3 | 17 | 5.7 | 11 | 0 |
| T.Spears | 4 | 15 | 3.8 | 12 | 0 |
| Total | 19 | 129 | 6.8 | 63 | 1 |

| Passing | Att | Cmp | Yds | TD | Lg | IN | Rt |
|--------------|-----------|-----------|------------|----------|-----------|----------|-------------|
| R.Tannehill | 16 | 8 | 76 | 0 | 20 | 1 | 37.5 |
| M.Willis | 5 | 4 | 74 | 0 | 48 | 0 | 118.8 |
| Total | 21 | 12 | 150 | 0 | 48 | 1 | 59.6 |

| Receiving | No | Yds | Avg | Lg | TD |
|--------------------|-----------|------------|-------------|-----------|----------|
| N.Westbrook-Ikhine | 3 | 25 | 8.3 | 10 | 0 |
| C.Okonkwo | 2 | 18 | 9.0 | 11 | 0 |
| D.Henry | 2 | 16 | 8.0 | 9 | 0 |
| T.Spears | 1 | 48 | 48.0 | 48 | 0 |
| D.Hopkins | 1 | 20 | 20.0 | 20 | 0 |
| J.Whyle | 1 | 11 | 11.0 | 11 | 0 |
| K.Philips | 1 | 6 | 6.0 | 6 | 0 |
| C.Moore | 1 | 6 | 6.0 | 6 | 0 |
| Total | 12 | 150 | 12.5 | 48 | 0 |

| Interceptions | No | Yds | Avg | Lg | TD |
|------------------|----------|-----------|-------------|-----------|----------|
| S.Murphy-Bunting | 1 | 10 | 10.0 | 10 | 0 |
| Total | 1 | 10 | 10.0 | 10 | 0 |

Leading Tacklers (Press Box Totals)

A.AI-Shaair 15-9-6; K.Byard 10-8-2

Sacks: H.Landry 1
FF: None
FR: None

TITANS-FALCONS: GAME SUMMARY



Week 8: Titans 28, Falcons 23
Sunday, Oct. 29, 2023 • 12:00 p.m. CT • Nissan Stadium



In Week 8 of the 2023 season, the Titans came off their bye to take on the Atlanta Falcons and won by a score of 28-23 with rookie **QB Will Levis** making his Titans starting debut and throwing for four touchdowns and 238 yards.

The Falcons got on the board first with a 29-yard field goal from **K Younghoe Koo** after recovering a fumble at the Titans 28-yard line on the opening possession. Atlanta drove down to the Tennessee seven-yard line, but **OLB Harold Landry III** sacked **QB Desmond Ridder** for a three-yard loss on third-and-five to force the field goal. It was one of six sacks the Tennessee defense had on the day.

Later in the first quarter, Tennessee scored its first touchdown of the day on a four-play, 61-yard drive ending with a 47-yard pass from Levis to **WR DeAndre Hopkins** to take the 7-3 lead.

In the middle of the second quarter, **DT Jeffery Simmons** stripped-sacked Ridder and the fumble was recovered by **LB Azeez Al-Shaair** at the Atlanta 33-yard line. Tennessee capitalized on the turnover with another Levis to Hopkins touchdown connection, this time for a 16-yard score.

Atlanta opened the second half with a 49-yard field goal from Koo to make it 14-6 with 12:02 left in the third.

With 3:02 left in the third, Koo made his third field goal of the day after **QB Taylor Heinicke** drove the Falcons down to the Tennessee 21-yard line with three completions to three different receivers for 49 yards.

The Titans answered on the ensuing drive with a third touchdown for Levis and Hopkins. **RB Derrick Henry** opened the drive with a 14-yard rush, he would go on to finish with 101 rushing yards. Levis then found Hopkins for the 61-yard touchdown to make it 21-9 with 1:37 left in the third.

Atlanta responded with their first touchdown of the day on a 13-yard touchdown run by **RB Bijan Robinson** to cut the lead to five. Heinicke connected with **WR KhaDarel Hodge** for a 52-yard gain to put the Falcons at the Tennessee 22-yard line before the score.

The two teams traded punts before Tennessee took over at their own 15-yard line. The Titans strung together a nine-play, 85-yard touchdown drive highlighted by a 23-

yard run by **RB Tyjae Spears** that culminated in a 33-yard touchdown toss from Levis to **WR Nick Westbrook-Ikhine** to take a 28-16 lead which proved to be the difference.

Falcons responded on the next drive with a eight-play, 75-yard drive, ending in a eight-yard touchdown pass from Heinicke to **WR Scotty Miller** to make it 28-23 with 3:46 left in the game.

The Titans held on for the win as the Falcons were unable to gain another first down as Tennessee ended in victory formation.

SCORING

| | 1 | 2 | 3 | 4 | Final |
|-----------|---|---|---|----|-------|
| Atlanta | 3 | 0 | 6 | 14 | 23 |
| Tennessee | 7 | 7 | 7 | 7 | 28 |

| TEAM | SCORING PLAY | TIME |
|---------|---|---------|
| Falcons | Y.Koo 29 yd. Field Goal | 1-9:47 |
| Titans | D.Hopkins 47 yd. pass from W.Levis (N.Folk kick) | 1-2:28 |
| Titans | D.Hopkins 16 yd. pass from W.Levis (N.Folk kick) | 2-5:27 |
| Falcons | Y.Koo 49 yd. Field Goal | 3-12:06 |
| Falcons | Y.Koo 39 yd. Field Goal | 3-3:02 |
| Titans | D.Hopkins 61 yd. pass from W.Levis (N.Folk kick) | 3-1:37 |
| Falcons | B.Robinson 13 yd. run (Y.Koo kick) | 4-14:17 |
| Titans | N.Westbrook-Ikhine 33 yd. pass from W.Levis (N.Folk kick) | 4-6:59 |
| Falcons | S.Miller 8 yd. pass from T.Heinicke | 4-3:46 |

Missed FGs: None

Attendance: 68,008

Time of Game: 3:12

Weather: 77°, Cloudy, Wind WSW 7 mph

Referee: Clay Martin



TEAM STATISTICS

| | Falcons | Titans |
|----------------------------|------------|------------|
| TOTAL FIRST DOWNS | 17 | 17 |
| THIRD DOWN EFFICIENCY | 4-15-26.7% | 5-15-33.3% |
| FOURTH DOWN EFFICIENCY | 1-2-50.0% | 1-1-100.0% |
| TOTAL NET YARDS | 342 | 375 |
| Plays - Avg. | 66-5.2 | 67-5.6 |
| NET YARDS RUSHING | 140 | 149 |
| Rushes - Avg. | 26-5.4 | 36-4.1 |
| NET YARDS PASSING | 202 | 226 |
| Sacks - Yards Lost | 6-44 | 2-12 |
| PASS ATT-COMP-INT | 34-20-0 | 29-19-0 |
| PUNTS - Avg. | 6-50.8 | 8-52.5 |
| Net Punting Average | 45.5 | 46.8 |
| PUNT RETURNS - Yards | 1-6 | 5-32 |
| KICKOFF RETURNS - Yards | 2-39 | 1-13 |
| INTERCEPTIONS - Yards | 0-0 | 0-0 |
| PENALTIES Number and Yards | 3-15 | 6-53 |
| FUMBLES Number and Lost | 1-1 | 1-1 |
| TOUCHDOWNS | 2 | 4 |
| EXTRA POINTS Made-Attempts | 2-2 | 4-4 |
| RED ZONE EFFICIENCY | 2-3-67% | 1-1-100% |
| GOAL TO GO EFFICIENCY | 1-1-100% | 0-0-0% |
| SAFETIES | 0 | 0 |
| GIVEAWAYS | 1 | 1 |
| TAKEAWAYS | 1 | 1 |
| TIME OF POSSESSION | 27:01 | 32:59 |

FALCONS STARTERS

| OFFENSE | | DEFENSE | |
|---------|-------------|---------|------------|
| TE 81 | J.Smith | OLB 48 | B.Dupree |
| LT 70 | J.Matthews | DL 90 | D.Onyemata |
| LG 65 | M.Bergeron | DL 97 | G.Jarrett |
| C 67 | D.Dalman | DL 93 | C.Campbell |
| RG 63 | C.Lindstrom | ILB 55 | K.Elliss |
| RT 76 | K.McGary | ILB 53 | N.Landman |
| TE 8 | K.Pitts | OLB 17 | A.Ebiketie |
| WR 15 | V.Jefferson | CB 24 | A.Terrell |
| WR 5 | D.London | CB 1 | J.Okudah |
| QB 9 | D.Ridder | S 3 | J.Bates |
| RB 7 | B.Robinson | S 27 | R.Grant |

TITANS STARTERS

| OFFENSE | | DEFENSE | |
|---------|---------------|---------|------------------|
| TE 88 | T.Wesco | DE 96 | D.Autry |
| TE 85 | C.Okonkwo | DT 98 | J.Simmons |
| LT 77 | N.Petit-Frere | DE 95 | K.Peko |
| LG 77 | P.Skoronski | OLB 49 | A.Key |
| C 55 | A.Brewer | ILB 2 | A.Al-Shaair |
| RG 60 | D.Brunskill | ILB 50 | J.Gibbens |
| RT 66 | C.Hubbard | S 24 | E.Molden |
| WR 16 | T.Burks | CB 33 | E.Garror |
| WR 10 | D.Hopkins | CB 0 | S.Murphy-Bunting |
| QB 8 | W.Levis | CB 26 | K.Fulton |
| RB 22 | D.Henry | S 37 | A.Hooker |

FALCONS INDIVIDUAL STATISTICS

| Rushing | Att | Yds | Avg | Lg | TD |
|--------------|-----------|------------|------------|-----------|----------|
| B.Robinson | 11 | 62 | 5.6 | 25 | 1 |
| T.Allgeier | 8 | 31 | 3.9 | 9 | 0 |
| D.Ridder | 3 | 26 | 8.7 | 23 | 0 |
| T.Heinicke | 2 | 14 | 7.0 | 11 | 0 |
| C.Patterson | 2 | 7 | 3.5 | 4 | 0 |
| Total | 26 | 140 | 5.4 | 25 | 1 |

| Passing | Att | Cmp | Yds | TD | Lg | IN | Rt |
|--------------|-----------|-----------|------------|----------|-----------|----------|-------------|
| T.Heinicke | 21 | 12 | 175 | 1 | 52 | 0 | 100.3 |
| D.Ridder | 12 | 8 | 71 | 0 | 13 | 0 | 82.3 |
| J.Smith | 1 | 0 | 0 | 0 | 0 | 0 | 39.6 |
| Total | 34 | 20 | 246 | 1 | 52 | 0 | 91.1 |

| Receiving | No | Yds | Avg | Lg | TD |
|--------------|-----------|------------|-------------|-----------|----------|
| D.London | 5 | 55 | 11.0 | 21 | 0 |
| K.Hodge | 3 | 75 | 25.0 | 52 | 0 |
| K.Pitts | 3 | 35 | 11.7 | 14 | 0 |
| V.Jefferson | 3 | 24 | 8.0 | 11 | 0 |
| M.Hollins | 2 | 27 | 13.5 | 20 | 0 |
| S.Miller | 2 | 14 | 7.0 | 8 | 1 |
| J.Smith | 1 | 13 | 13.0 | 13 | 0 |
| M.Pruitt | 1 | 3 | 3.0 | 3 | 0 |
| Total | 20 | 246 | 12.3 | 52 | 1 |

| Interceptions | No | Yds | Avg | Lg | TD |
|---------------|----|-----|-----|----|----|
| None | | | | | |

| Leading Tacklers (Press Box Totals) |
|--|
| K.Elliss 8-6-2; R.Grant 8-5-3; N.Landman 8-4-4 |

| Sacks: |
|------------------------|
| B.Dupree 1, A.Ebiketie |
| FF: None |
| FR: C.Campbell |

TITANS INDIVIDUAL STATISTICS

| Rushing | Att | Yds | Avg | Lg | TD |
|--------------|-----------|------------|------------|-----------|----------|
| D.Henry | 22 | 101 | 4.6 | 14 | 0 |
| T.Spears | 3 | 27 | 9.0 | 23 | 0 |
| W.Levis | 7 | 11 | 1.6 | 5 | 0 |
| M.Willis | 2 | 4 | 2.0 | 4 | 0 |
| C.Okonkwo | 1 | 4 | 4.0 | 4 | 0 |
| A.Hooker | 1 | 2 | 2.0 | 2 | 0 |
| Total | 36 | 149 | 4.1 | 23 | 0 |

| Passing | Att | Cmp | Yds | TD | Lg | IN | Rt |
|--------------|-----------|-----------|------------|----------|-----------|----------|--------------|
| W.Levis | 29 | 19 | 238 | 4 | 61 | 0 | 130.5 |
| Total | 29 | 19 | 238 | 4 | 61 | 0 | 130.5 |

| Receiving | No | Yds | Avg | Lg | TD |
|--------------------|-----------|------------|-------------|-----------|----------|
| D.Hopkins | 4 | 128 | 32.0 | 61 | 3 |
| C.Okonkwo | 4 | 23 | 5.8 | 12 | 0 |
| D.Henry | 4 | 21 | 5.3 | 8 | 0 |
| K.Philips | 3 | 24 | 8.0 | 10 | 0 |
| T.Spears | 3 | 9 | 3.0 | 5 | 0 |
| N.Westbrook-Ikhine | 1 | 33 | 33.0 | 33 | 1 |
| Total | 19 | 238 | 12.5 | 61 | 4 |

| Interceptions | No | Yds | Avg | Lg | TD |
|---------------|----|-----|-----|----|----|
| None | | | | | |

| Leading Tacklers (Press Box Totals) |
|-------------------------------------|
| A.Al-Shaair 11-6-5; K.Fulton 8-5-3 |

| Sacks: |
|--|
| H.Landry 2, J.Simmons 2, D.Autry 1, J.Gibbens 1, |
| FF: J.Simmons 1 |
| FR: A.Al-Shaair 1 |

TITANS-STEELERS: GAME SUMMARY



Week 9: Titans 16, Steelers 20
Thursday, Nov. 3, 2023 • 8:15 p.m. EDT • Acrisure Stadium



In Week 9 of the 2023 season, the Titans traveled to Pittsburgh to take on the Steelers on Thursday Night Football and fell by a score of 20-16.

The Steelers scored a touchdown on the opening drive of the game. Pittsburgh drove down the field with a 10-play, 78-yard drive ending in a 10-yard touchdown run by **RB Najee Harris** to give the Steelers the early 7-0 lead.

The Titans answered with a 36-yard field goal by **K Nick Folk** after a 14-play, 72-yard drive that included four penalties by the Pittsburgh defense and a fourth-and-one conversion by **RB Derrick Henry**.

Later in the second quarter, Tennessee took the lead as Henry scored on a two-yard touchdown run to make it 10-7. The third-down run capped an 11-play, 73-yard drive highlighted by passes of 17 yards and 23 yards by **QB Will Levis**.

The Steelers immediately answered with a 29-yard field goal by **K Chris Boswell** to tie the game at 10-10 with 1:16 remaining in the half.

Levis then guided the offense back into field goal territory with four completions for 56 yards including a pair of completions to **WR Kyle Philips** for 45 yards. Folk made the 36-yard attempt as time expired to go into halftime with a 13-10 lead.

Pittsburgh tied the game with 5:41 left in the third quarter on a 30-yard Boswell field goal that capped a 15-play, 75-yard drive.

The Titans then reclaimed the lead on a 48-yard field goal by Folk to make it 16-13 with 19 seconds left in the third quarter. The nine-play, 45-yard drive was highlighted by a 23-yard connection between Levis and Henry.

The Steelers then mounted a comeback stringing together a 11-play, 92-yard touchdown drive with 4:02 left in the game to take the 20-16 lead. **QB Kenny Pickett** found **WR Dontae Johnson** for a 32-yard gain to put the Steelers at the Tennessee 23-yard line. **RB Jaylen Warren** then ran 22 yards to the one-yard line. Pickett found Johnson for the score.

Tennessee was unable to answer as a fourth down pass to **WR Treyton Burks** on the next possession fell incomplete.

The Titans defense came up with a three-and-out to give the offense a chance with 1:44 left in the game. Levis drove the team down to the Pittsburgh 19-yard line on five completions for 69 yards including a 29-yard pass to **WR Chris Moore** and two completions for 23 yards to **TE Chig Okonkwo**. But in the final seconds Levis was intercepted by **LB Kwon Alexander** to end the game.

SCORING

| | 1 | 2 | 3 | 4 | Final |
|------------|---|----|---|---|-------|
| Tennessee | 3 | 10 | 3 | 0 | 16 |
| Pittsburgh | 7 | 3 | 3 | 7 | 20 |

| TEAM | SCORING PLAY | TIME |
|----------|--|---------|
| Steelers | N.Harris 10 yd. run (C.Boswell kick) | 1-10:11 |
| Titans | N.Folk 36 yd. Field Goal | 1-2:48 |
| Titans | D.Henry 2 yd. run (N.Folk kick) | 2-6:35 |
| Steelers | C.Boswell 29 yd. Field Goal | 2-1:16 |
| Titans | N.Folk 36 yd. Field Goal | 2-0:00 |
| Steelers | C.Boswell 30 yd. Field Goal | 3-5:41 |
| Titans | N.Folk 48 yd. Field Goal | 3-0:19 |
| Steelers | D.Johnson 3 yd. pass from K.Pickett (C.Boswell kick) | 4-4:02 |

Missed FGs: None

Attendance: 65,969

Time of Game: 3:12

Weather: 40°, Mostly Clear, Wind S 5 mph

Referee: John Hussey



TEAM STATISTICS

| | Titans | Steelers |
|----------------------------|------------|------------|
| TOTAL FIRST DOWNS | 23 | 22 |
| THIRD DOWN EFFICIENCY | 3-13-23.1% | 6-12-50.0% |
| FOURTH DOWN EFFICIENCY | 1-2-50.0% | 0-0-0.0% |
| TOTAL NET YARDS | 340 | 326 |
| Plays - Avg. | 68-5.0 | 60-5.4 |
| NET YARDS RUSHING | 105 | 166 |
| Rushes - Avg. | 25-4.2 | 30-5.5 |
| NET YARDS PASSING | 235 | 160 |
| Sacks - Yards Lost | 4-27 | 0-0 |
| PASS ATT-COMP-INT | 39-22-1 | 30-19-0 |
| PUNTS - Avg. | 3-57.0 | 4-50.0 |
| Net Punting Average | 52.7 | 48.3 |
| PUNT RETURNS - Yards | 2-7 | 2-13 |
| KICKOFF RETURNS - Yards | 2-46 | 2-42 |
| INTERCEPTIONS - Yards | 0-0 | 1-0 |
| PENALTIES Number and Yards | 7-51 | 10-80 |
| FUMBLES Number and Lost | 0-0 | 0-0 |
| TOUCHDOWNS | 1 | 2 |
| EXTRA POINTS Made-Attempts | 1-1 | 2-2 |
| RED ZONE EFFICIENCY | 1-4-25% | 2-4-50% |
| GOAL TO GO EFFICIENCY | 1-1-100% | 2-3-67% |
| SAFETIES | 0 | 0 |
| GIVEAWAYS | 1 | 0 |
| TAKEAWAYS | 0 | 1 |
| TIME OF POSSESSION | 31:09 | 28:51 |

TITANS STARTERS

| OFFENSE | | DEFENSE | |
|---------|---------------|---------|------------------|
| WR 16 | T.Burks | DE 96 | D.Autry |
| TE 88 | T.Wesco | DT 98 | J.Simmons |
| TE 85 | C.Okonkwo | DE 95 | K.Peko |
| LT 71 | A.Dillard | OLB 49 | A.Key |
| LG 77 | P.Skoronski | ILB 2 | A.Al-Shaair |
| C 55 | A.Brewer | ILB 50 | J.Gibbins |
| RG 60 | D.Brunskill | DB 24 | E.Molden |
| RT 78 | N.Petit-Frere | CB 0 | S.Murphy-Bunting |
| WR 10 | D.Hopkins | CB 26 | K.Fulton |
| QB 8 | W.Levis | S 38 | T.Edmunds |
| RB 22 | D.Henry | S 37 | A.Hooker |

STEELERS STARTERS

| OFFENSE | | DEFENSE | |
|---------|------------|---------|-------------|
| WR 18 | D.Johnson | DT 97 | C.Heyward |
| LT 65 | D.Moore | DT 57 | M.Adams |
| LG 73 | I.Seumalo | DE 99 | L.Ogunjobi |
| C 61 | M.Cole | LOLB 90 | T.Watt |
| RG 78 | J.Daniels | LILB 55 | C.Holcomb |
| RT 77 | B.Jones | RILB 50 | E.Roberts |
| WR 11 | A.Robinson | ROLB 56 | A.Highsmith |
| WR 14 | G.Pickens | LCB 20 | P.Peterson |
| QB 8 | K.Pickett | RCB 24 | J.Porter |
| FB 83 | Co.Heyward | SS 31 | K.Neal |
| RB 22 | N.Harris | S 23 | D.Kazee |

TITANS INDIVIDUAL STATISTICS

| Rushing | Att | Yds | Avg | Lg | TD |
|--------------|-----------|------------|------------|-----------|----------|
| D.Henry | 17 | 75 | 4.4 | 15 | 1 |
| T.Spears | 5 | 18 | 3.6 | 8 | 0 |
| D.Hopkins | 1 | 5 | 5.0 | 5 | 0 |
| T.Burks | 1 | 5 | 5.0 | 5 | 0 |
| W.Levis | 1 | 2 | 2.0 | 2 | 0 |
| Total | 25 | 105 | 4.2 | 15 | 1 |

| Passing | Att | Cmp | Yds | TD | Lg | IN | Rt |
|--------------|-----------|-----------|------------|----------|-----------|----------|-------------|
| W.Levis | 39 | 22 | 262 | 0 | 29 | 1 | 66.4 |
| Total | 39 | 22 | 262 | 0 | 29 | 1 | 66.4 |

| Receiving | No | Yds | Avg | Lg | TD |
|--------------------|-----------|------------|-------------|-----------|----------|
| K.Philips | 4 | 68 | 17.0 | 24 | 0 |
| D.Hopkins | 4 | 60 | 15.0 | 29 | 0 |
| T.Spears | 4 | 4 | 1.0 | 8 | 0 |
| C.Okonkwo | 3 | 28 | 9.3 | 12 | 0 |
| D.Henry | 3 | 27 | 9.0 | 23 | 0 |
| T.Burks | 2 | 23 | 11.5 | 21 | 0 |
| C.Moore | 1 | 29 | 29.0 | 29 | 0 |
| N.Westbrook-Ikhine | 1 | 23 | 23.0 | 23 | 0 |
| Total | 22 | 262 | 11.9 | 29 | 0 |

| Interceptions | No | Yds | Avg | Lg | TD |
|---------------|----|-----|-----|----|----|
| None | | | | | |

Leading Tacklers (Press Box Totals)

A.Al-Shaair 10-2-8; A.Hooker 7-6-1; J.Simmons 7-4-3

Sacks: None

FF: None

FR: None

STEELERS INDIVIDUAL STATISTICS

| Rushing | Att | Yds | Avg | Lg | TD |
|--------------|-----------|------------|------------|-----------|----------|
| J.Warren | 11 | 88 | 8.0 | 22 | 0 |
| N.Harris | 16 | 69 | 4.3 | 25 | 1 |
| C.Austin | 2 | 10 | 5.0 | 8 | 0 |
| K.Pickett | 1 | -1 | -1.0 | -1 | 0 |
| Total | 30 | 166 | 5.5 | 25 | 1 |

| Passing | Att | Cmp | Yds | TD | Lg | IN | Rt |
|--------------|-----------|-----------|------------|----------|-----------|----------|-------------|
| K.Pickett | 30 | 19 | 160 | 1 | 32 | 0 | 88.2 |
| Total | 30 | 19 | 160 | 1 | 32 | 0 | 88.2 |

| Receiving | No | Yds | Avg | Lg | TD |
|--------------|-----------|------------|------------|-----------|----------|
| D.Johnson | 7 | 90 | 12.9 | 32 | 1 |
| J.Warren | 3 | 25 | 8.3 | 9 | 0 |
| Co.Heyward | 2 | 16 | 8.0 | 11 | 0 |
| N.Harris | 2 | 7 | 3.5 | 4 | 0 |
| G.Pickens | 2 | -1 | -0.5 | 2 | 0 |
| A.Robinson | 1 | 10 | 10.0 | 10 | 0 |
| D.Washington | 1 | 7 | 7.0 | 7 | 0 |
| M.Boykin | 1 | 6 | 6.0 | 6 | 0 |
| Total | 19 | 160 | 8.4 | 32 | 1 |

| Interceptions | No | Yds | Avg | Lg | TD |
|---------------|----|-----|-----|----|----|
| K.Alexander | 1 | 0 | 0.0 | 0 | 0 |

Leading Tacklers (Press Box Totals)

E.Roberts 9-4-5; K.Neal 7-3-4

Sacks: A.Highsmith 2; M.Golden 1; T.Watt 1

FF: None

FR: None

TITANS-BUCCANEERS: GAME SUMMARY



Week 10: Titans 6, Buccaneers 20
Sunday, Nov. 12, 2023 • 1:00 p.m. EDT • Raymond James Stadium



In Week 10 of the 2023 season, the Titans traveled to Tampa Bay to take on the Buccaneers and fell by a score of 20-6.

The Titans got on the board on the opening possession with a 38-yard field goal by **K Nick Folk** to take an early 3-0 lead. The 12-play, 55-yard drive was highlighted by a 15-yard reception by **WR DeAndre Hopkins** from **QB Will Levis** and a 15-yard rush by **RB Tyjae Spears**.

Tampa Bay then began their march down the field, making it to the Tennessee 35-yard line on a pair of completions for 37 yards by **QB Baker Mayfield** before he was intercepted by **CB Roger McCreary** in the end zone.

The two teams then traded punts before Tennessee took over at the Tampa Bay 41-yard line after **DB Eric Garror** returned the punt 15 yards. But the Titans were forced to settle for a 51-yard field goal attempt that was missed by Folk with 12:39 left in the half.

Three-and-outs and punts by both teams gave the Buccaneers the ball at their own 15-yard line with 8:48 left in the half. The Buccaneers drove to the Tennessee 43-yard line when Mayfield found **RB Rachaad White** on a screen pass out of the backfield and he ran it the rest of the way for the touchdown to take a 7-3 lead.

Tampa Bay opened the second half with a 25-yard field goal by **K Chase McLaughlin**. Mayfield found **WR Mike Evans** for a 43 yard completion to set up first-and-goal but a one-yard run by White and two incompletions from Mayfield forced the field goal.

Later in the third quarter, Tampa Bay scored again with a 22-yard touchdown completion from Mayfield to Evans to take a 17-3 lead.

The Titans cut the lead to 17-6 with a 27-yard field goal by Folk after driving to the Tampa Bay six-yard line.

The Buccaneers answered and stretched the lead back to 20-6 on the next possession with a 35-yard field goal by McLaughlin with 7:01 left in the game. Neither team scored again as the Buccaneers were forced to punt twice and Tennessee was unable to convert on two fourth-down chances.

SCORING

| | 1 | 2 | 3 | 4 | Final |
|-----------|---|---|----|---|-------|
| Tennessee | 3 | 0 | 0 | 3 | 6 |
| Tampa Bay | 0 | 7 | 10 | 3 | 20 |

| TEAM | SCORING PLAY | TIME |
|------------|---|---------|
| Titans | N.Folk 38 yd. Field Goal | 1-8:34 |
| Buccaneers | R.White 43 yd. pass from B.Mayfield (C.McLaughlin kick) | 2-5:39 |
| Buccaneers | C.McLaughlin 25 yd. Field Goal | 3-10:42 |
| Buccaneers | M.Evans 22 yd. pass from B.Mayfield (C.McLaughlin kick) | 3-2:46 |
| Titans | N.Folk 27 yd. Field Goal | 4-12:54 |
| Buccaneers | C.McLaughlin 35 yd. Field Goal | 4-7:01 |

Missed FGs: N.Folk 51WR

Attendance: 62,725

Time of Game: 2:55

Weather: 85°, Cloudy, Humidity 66%, Wind W 6 mph

Referee: Alan Eck



TEAM STATISTICS

| | Titans | Buccaneers |
|----------------------------|------------|------------|
| TOTAL FIRST DOWNS | 14 | 19 |
| THIRD DOWN EFFICIENCY | 6-15-40.0% | 7-15-46.7% |
| FOURTH DOWN EFFICIENCY | 0-2-0.0% | 0-0-0.0% |
| TOTAL NET YARDS | 209 | 340 |
| Plays - Avg. | 59-3.5 | 61-5.6 |
| NET YARDS RUSHING | 42 | 77 |
| Rushes - Avg. | 16-2.6 | 29-2.7 |
| NET YARDS PASSING | 167 | 263 |
| Sacks - Yards Lost | 4-32 | 3-15 |
| PASS ATT-COMP-INT | 39-19-1 | 29-18-1 |
| PUNTS - Avg. | 4-56.8 | 5-34.2 |
| Net Punting Average | 48.0 | 29.6 |
| PUNT RETURNS - Yards | 3-23 | 2-15 |
| KICKOFF RETURNS - Yards | 0-0 | 0-0 |
| INTERCEPTIONS - Yards | 1-18 | 1-28 |
| PENALTIES Number and Yards | 5-35 | 7-50 |
| FUMBLES Number and Lost | 0-0 | 0-0 |
| TOUCHDOWNS | 0 | 2 |
| EXTRA POINTS Made-Attempts | 0-0 | 2-2 |
| RED ZONE EFFICIENCY | 0-2-0% | 0-2-0% |
| GOAL TO GO EFFICIENCY | 0-2-0% | 0-1-0% |
| SAFETIES | 0 | 0 |
| GIVEAWAYS | 1 | 1 |
| TAKEAWAYS | 1 | 1 |
| TIME OF POSSESSION | 28:20 | 31:40 |

TITANS STARTERS

| OFFENSE | | DEFENSE | |
|---------|-------------|---------|-------------|
| WR 10 | D.Hopkins | DE 96 | D.Aurty |
| TE 85 | C.Okonkwo | DT 93 | T.Tart |
| LT 71 | A.Dillard | DT 98 | J.Simmons |
| LG 77 | P.Skoronski | DE 95 | K.Peko |
| C 55 | A.Brewer | OLB 58 | H.Landry |
| RG 75 | D.Radunz | ILB 2 | A.Al-Shaair |
| RT 66 | C.Hubbard | ILB 50 | J.Gibbens |
| TE 88 | T.Wesco | S 24 | E.Molden |
| QB 8 | W.Levis | CB 26 | K.Fulton |
| TE 81 | J.Whyle | CB 21 | R.McCreary |
| RB 22 | D.Henry | S 37 | A.Hooker |

BUCCANEERS STARTERS

| OFFENSE | | DEFENSE | |
|---------|------------|---------|------------|
| WR 13 | M.Evans | DL 94 | C.Kancey |
| WR 14 | C.Godwin | DL 90 | L.Hall |
| TE 87 | P.Durham | NT 50 | V.Vea |
| LT 78 | T.Wirfs | OLB 9 | J.Tryon |
| LG 64 | A.Stinne | ILB 45 | D.White |
| C 70 | R.Hainsey | ILB 54 | L.David |
| RG 69 | C.Mauch | OLB 7 | S.Barrett |
| RT 67 | L.Goedeke | CB 27 | Z.McCollum |
| TE 88 | C.Otton | CB 35 | J.Dean |
| QB 6 | B.Mayfield | S 31 | A.Winfield |
| RB 1 | R.White | S 23 | R.Neal |

TITANS INDIVIDUAL STATISTICS

| Rushing | Att | Yds | Avg | Lg | TD |
|--------------|-----------|-----------|------------|-----------|----------|
| D.Henry | 11 | 24 | 2.2 | 8 | 0 |
| T.Spears | 5 | 18 | 3.6 | 15 | 0 |
| Total | 16 | 42 | 2.6 | 15 | 0 |

| Passing | Att | Cmp | Yds | TD | Lg | IN | Rt |
|--------------|-----------|-----------|------------|----------|-----------|----------|-------------|
| W.Levis | 39 | 19 | 199 | 0 | 29 | 1 | 53.3 |
| Total | 39 | 19 | 199 | 0 | 29 | 1 | 53.3 |

| Receiving | No | Yds | Avg | Lg | TD |
|--------------------|-----------|------------|-------------|-----------|----------|
| T.Spears | 4 | 42 | 10.5 | 15 | 0 |
| K.Phillips | 3 | 61 | 20.3 | 29 | 0 |
| D.Hopkins | 3 | 27 | 9.0 | 15 | 0 |
| C.Okonkwo | 3 | 27 | 9.0 | 15 | 0 |
| C.Moore | 2 | 21 | 10.5 | 11 | 0 |
| J.Whyle | 2 | 16 | 8.0 | 10 | 0 |
| N.Westbrook-Ikhine | 1 | 9 | 9.0 | 9 | 0 |
| D.Henry | 1 | -4 | -4.0 | -4 | 0 |
| Total | 19 | 199 | 10.5 | 29 | 0 |

| Interceptions | No | Yds | Avg | Lg | TD |
|---------------|----|-----|------|----|----|
| R.McCreary | 1 | 18 | 18.0 | 18 | 0 |

Leading Tacklers (Press Box Totals)

H.Landry 9-4-5; E.Molden 8-6-2

Sacks: D.Aurty 1; H.Landry 1; T.Tart 1

FF: None

FR: None

BUCCANEERS INDIVIDUAL STATISTICS

| Rushing | Att | Yds | Avg | Lg | TD |
|--------------|-----------|-----------|------------|-----------|----------|
| R.White | 20 | 51 | 2.6 | 11 | 0 |
| B.Mayfield | 3 | 12 | 4.0 | 9 | 0 |
| C.Edmonds | 4 | 9 | 2.3 | 9 | 0 |
| D.Thompkins | 1 | 6 | 6.0 | 6 | 0 |
| K.Trask | 1 | -1 | -1.0 | -1 | 0 |
| Total | 29 | 77 | 2.7 | 11 | 0 |

| Passing | Att | Cmp | Yds | TD | Lg | IN | Rt |
|--------------|-----------|-----------|------------|----------|-----------|----------|--------------|
| B.Mayfield | 29 | 18 | 278 | 2 | 43 | 1 | 102.4 |
| Total | 29 | 18 | 278 | 2 | 43 | 1 | 102.4 |

| Receiving | No | Yds | Avg | Lg | TD |
|--------------|-----------|------------|-------------|-----------|----------|
| M.Evans | 6 | 143 | 23.8 | 43 | 1 |
| C.Godwin | 4 | 54 | 13.5 | 17 | 0 |
| R.White | 2 | 47 | 23.5 | 43 | 1 |
| T.Palmer | 2 | 21 | 10.5 | 15 | 0 |
| C.Otton | 2 | 10 | 5.0 | 6 | 0 |
| D.Thompkins | 1 | 5 | 5.0 | 5 | 0 |
| C.Edmonds | 1 | -2 | -2.0 | -2 | 0 |
| Total | 18 | 278 | 15.4 | 43 | 2 |

| Interceptions | No | Yds | Avg | Lg | TD |
|---------------|----|-----|------|----|----|
| A.Winfield | 1 | 28 | 28.0 | 28 | 0 |

Leading Tacklers (Press Box Totals)

A.Winfield 6-3-3; Z.McCollum 5-3-2; L.David 5-3-2

Sacks: S.Barrett 1; Y.Diaby 1; V.Vea 1; D.White 1

FF: None

FR: None

TITANS-JAGUARS: GAME SUMMARY



Week 11: Titans 14, Jaguars 34
Sunday, Nov. 19, 2023 • 1:00 p.m. EDT • EverBank Stadium



In Week 11 of the 2023 season, the Titans traveled to Jacksonville to take on the division rivals Jaguars and fell by a score of 34-14.

The Jaguars got on the board late in the first quarter after **QB Will Levis** fumbled a high snap which was recovered by **LB Foyesade Oluokun** to give the Jaguars the ball at the Jacksonville 43-yard line. The Jaguars drove down to the Tennessee three-yard line where **QB Trevor Lawrence** found **WR Calvin Ridley** for the touchdown to take a 7-0 lead.

Later in the second quarter, the Jaguars strung together an 11-play, 77-yard drive that culminated in a **K Brandon McManus** 30-yard field goal to give the Jaguars the 10-0 lead.

With 1:48 left in the half, the Jaguars got the ball back after the Titans were forced to punt. Jacksonville drove down to the Tennessee 14-yard line off a 34-yard completion between Lawrence and Ridley but were forced to settle for another McManus field to make it 13-0 going into the half.

Jacksonville opened the second half with a nine-play, 73-yard scoring drive capped off by a nine-yard touchdown run by Lawrence to put the Jaguars up 20-0 with 9:12 remaining in the third.

The Jaguars extended the lead to 27-0 when Lawrence found Ridley for a 20-yard touchdown later in the third.

The Titans finally got on the board at the end of third quarter. With five seconds remaining, **RB Derrick Henry** took a direct snap and then handed it off to **RB Tyjae Spears** who pitched it to Levis who found **WR DeAndre Hopkins** for the 43-yard touchdown to make it 27-7 going into the fourth quarter.

But after the Titans defense forced a three-and-out and punt, **DB Eric Garror** fumbled on the return to give Jacksonville the ball back. The Jaguars cashed in on the turnover with nine-play, 36-yard drive ending with five-yard touchdown run by Lawrence to make it 34-7 with 7:28 left in the game.

The Titans made it 34-14 on the next possession. A 49-yard completion to WR

Chris Moore from Levis put the Titans at the Jacksonville 31-yard line. Henry ran it for 16 yards to the four-yard line to set up goal-to-go. After Spears ran it two yards, Levis found **DT Jeffery Simmons**, who lined up at fullback for the two-yard touchdown pass with 4:28 left in the game.

Jacksonville was able to run the clock down to 32 seconds on the next possession to solidify the win as the Titans fell to 3-7 on the season.

SCORING

| | 1 | 2 | 3 | 4 | Final |
|--------------|---|---|----|---|-------|
| Tennessee | 0 | 0 | 7 | 7 | 14 |
| Jacksonville | 7 | 6 | 14 | 7 | 34 |

| TEAM | SCORING PLAY | TIME |
|---------|---|--------|
| Jaguars | C.Ridley 3 yd. pass from T.Lawrence (B.McManus kick) | 1-2:58 |
| Jaguars | B.McManus 30 yd. Field Goal | 2-2:43 |
| Jaguars | B.McManus 25 yd. Field Goal | 2-0:14 |
| Jaguars | T.Lawrence 9 yd. run (B.McManus kick) | 3-9:12 |
| Jaguars | C.Ridley 20 yd. pass from T.Lawrence (B.McManus kick) | 3-3:22 |
| Titans | D.Hopkins 43 yd. pass from W.Levis (N.Folk kick) | 3-0:00 |
| Jaguars | T.Lawrence 5 yd. run (B.McManus kick) | 4-7:28 |
| Titans | J.Simmons 2 yd pass from W.Levis | 4-4:28 |

Missed FGs: None

Attendance: 67,175

Time of Game: 2:47

Weather: 75°, Sunny, Humidity 62%, Wind NE 3 mph

Referee: Brad Rogers



TEAM STATISTICS

| | Titans | Jaguars |
|----------------------------|------------|------------|
| TOTAL FIRST DOWNS | 12 | 24 |
| THIRD DOWN EFFICIENCY | 2-7-28.6% | 4-12-33.3% |
| FOURTH DOWN EFFICIENCY | 1-1-100.0% | 3-4-75.0% |
| TOTAL NET YARDS | 235 | 389 |
| Plays - Avg. | 38-6.2 | 69-5.6 |
| NET YARDS RUSHING | 92 | 128 |
| Rushes - Avg. | 19-4.8 | 36-3.6 |
| NET YARDS PASSING | 143 | 261 |
| Sacks - Yards Lost | 2-15 | 1-1 |
| PASS ATT-COMP-INT | 17-13-0 | 32-24-0 |
| PUNTS - Avg. | 4-53.5 | 2-51.5 |
| Net Punting Average | 48.5 | 44.0 |
| PUNT RETURNS - Yards | 1-15 | 0-0 |
| KICKOFF RETURNS - Yards | 4-81 | 1-18 |
| INTERCEPTIONS - Yards | 0-0 | 0-0 |
| PENALTIES Number and Yards | 7-66 | 4-29 |
| FUMBLES Number and Lost | 2-2 | 0-0 |
| TOUCHDOWNS | 2 | 4 |
| EXTRA POINTS Made-Attempts | 2-2 | 4-4 |
| RED ZONE EFFICIENCY | 1-1-100% | 3-5-60% |
| GOAL TO GO EFFICIENCY | 1-1-100% | 3-3-100% |
| SAFETIES | 0 | 0 |
| GIVEAWAYS | 2 | 0 |
| TAKEAWAYS | 0 | 2 |
| TIME OF POSSESSION | 23:34 | 36:26 |

TITANS STARTERS

| OFFENSE | | | DEFENSE | | |
|---------|--------------------|--------|--------------|--|--|
| WR 10 | D.Hopkins | DT 93 | T.Tart | | |
| LT 75 | D.Radunz | DT 98 | J.Simmons | | |
| LG 77 | P.Skoronski | DE 95 | K.Peko | | |
| C 55 | A.Brewer | OLB 58 | H.Landry III | | |
| RG 60 | D.Brunskill | ILB 2 | A.Al-Shaair | | |
| RT 66 | C.Hubbard | OLB 49 | A.Key | | |
| TE 88 | T.Wesco | CB 21 | R.McCreary | | |
| TE 81 | J.Whyle | CB 26 | K.Fulton | | |
| WR 15 | N.Westbrook-Ikhine | S 35 | K.Wallace | | |
| QB 8 | W.Levis | S 24 | E.Molden | | |
| RB 22 | D.Henry | S 37 | A.Hooker | | |

JAGUARS STARTERS

| OFFENSE | | | DEFENSE | | |
|---------|------------|---------|--------------------|--|--|
| TE 17 | E.Engram | DL 94 | F.Fatukasi | | |
| LT 74 | C.Robinson | DL 96 | A.Gotsis | | |
| LG 72 | W.Little | DE 95 | R.Robertson-Harris | | |
| C 79 | L.Fortner | WILL 41 | J.Allen | | |
| RG 68 | B.Scherff | SAM 44 | T.Walker | | |
| RT 77 | A.Harrison | LB 33 | D.Lloyd | | |
| WR 13 | C.Kirk | LB 23 | F.Oluokun | | |
| WR 0 | C.Ridley | CB 31 | Dari.Williams | | |
| TE 85 | B.Strange | CB 30 | M.Brown | | |
| QB 16 | T.Lawrence | S 2 | R.Jenkins | | |
| RB 1 | T.Etienne | S 5 | A.Cisco | | |

TITANS INDIVIDUAL STATISTICS

| Rushing | Att | Yds | Avg | Lg | TD |
|--------------|-----------|-----------|------------|-----------|----------|
| D.Henry | 10 | 38 | 3.8 | 16 | 0 |
| C.Moore | 1 | 38 | 38.0 | 38 | 0 |
| T.Spears | 4 | 14 | 3.5 | 5 | 0 |
| W.Levis | 4 | 2 | 0.5 | 4 | 0 |
| Total | 19 | 92 | 4.8 | 38 | 0 |

| Passing | Att | Cmp | Yds | TD | Lg | IN | Rt |
|--------------|-----------|-----------|------------|----------|-----------|----------|--------------|
| W.Levis | 17 | 13 | 158 | 2 | 49 | 0 | 143.8 |
| Total | 17 | 13 | 158 | 2 | 49 | 0 | 143.8 |

| Receiving | No | Yds | Avg | Lg | TD |
|--------------------|-----------|------------|-------------|-----------|----------|
| D.Hopkins | 4 | 59 | 14.8 | 43 | 1 |
| T.Spears | 2 | 12 | 6.0 | 6 | 0 |
| C.Moore | 1 | 49 | 49.0 | 49 | 0 |
| K.Philips | 1 | 10 | 10.0 | 10 | 0 |
| J.Whyle | 1 | 7 | 7.0 | 7 | 0 |
| N.Westbrook-Ikhine | 1 | 7 | 7.0 | 7 | 0 |
| C.Okonkwo | 1 | 6 | 6.0 | 6 | 0 |
| D.Henry | 1 | 6 | 6.0 | 6 | 0 |
| J.Simmons | 1 | 2 | 2.0 | 2 | 1 |
| Total | 13 | 158 | 12.2 | 49 | 2 |

| Interceptions | No | Yds | Avg | Lg | TD |
|---------------|----|-----|-----|----|----|
| None | | | | | |

Leading Tacklers (Press Box Totals)
M.Rice 8-5-3; K.Wallace 6-6-0; H.Landry 6-4-2

Sacks: T.Edmunds 1
FF: None
FR: None

JAGUARS INDIVIDUAL STATISTICS

| Rushing | Att | Yds | Avg | Lg | TD |
|--------------|-----------|------------|------------|-----------|----------|
| T.Etienne | 14 | 52 | 3.7 | 11 | 0 |
| T.Bigsby | 9 | 21 | 2.3 | 6 | 0 |
| D.Johnson | 7 | 20 | 2.9 | 9 | 0 |
| C.Ridley | 1 | 18 | 18.0 | 18 | 0 |
| T.Lawrence | 5 | 17 | 3.4 | 9 | 2 |
| Total | 36 | 128 | 3.6 | 18 | 2 |

| Passing | Att | Cmp | Yds | TD | Lg | IN | Rt |
|--------------|-----------|-----------|------------|----------|-----------|----------|--------------|
| T.Lawrence | 32 | 24 | 262 | 2 | 34 | 0 | 119.5 |
| Total | 32 | 24 | 262 | 2 | 34 | 0 | 119.5 |

| Receiving | No | Yds | Avg | Lg | TD |
|--------------|-----------|------------|-------------|-----------|----------|
| C.Ridley | 7 | 103 | 14.7 | 34 | 2 |
| E.Engram | 4 | 29 | 7.3 | 13 | 0 |
| Z.Jones | 4 | 20 | 5.0 | 8 | 0 |
| C.Kirk | 3 | 48 | 16.0 | 20 | 0 |
| T.Etienne | 3 | 7 | 2.3 | 5 | 0 |
| L.Farrell | 2 | 21 | 10.5 | 14 | 0 |
| D.Johnson | 1 | 34 | 34.0 | 34 | 0 |
| Total | 24 | 262 | 10.9 | 34 | 2 |

| Interceptions | No | Yds | Avg | Lg | TD |
|---------------|----|-----|-----|----|----|
| None | | | | | |

Leading Tacklers (Press Box Totals)
D.Lloyd 11-5-6; M.Brown 6-4-2; F.Oluokun 6-2-4

Sacks: J.Allen 0.5; A.Cisco 0.5; F.Oluokun 0.5;
T.Walker 0.5
FF: None
FR: F.Oluokun

TITANS-PANTHERS: GAME SUMMARY



Week 12: Titans 17, Panthers 10
 Sunday, Nov. 26, 2023 • 12:00 p.m. CST • Nissan Stadium



In Week 12 of the 2023 season, the Titans hosted the Carolina Panthers and won by a score of 17-10.

The Titans got on the board first with a 15-play, 91-yard touchdown drive that took 9:36 off the clock. **QB Will Levis** went 6-for-6 on the drive finding five different receivers, including **TE Chig Okonkwo** for 25 yards to bring the Titans down to the one-yard line. **RB Derrick Henry** punched it in to take the 7-0 lead.

The Panthers cut the lead to 7-3 midway through the second quarter on a 50-yard field goal by **K Eddy Pineiro**.

Later in the second quarter, **OLB Arden Key** sacked **QB Bryce Young** forcing a fumble that was recovered by **DT Jeffery Simmons** at the Carolina 15-yard line. Two plays later, Henry found the end zone again on a 10-yard run to make it 14-3 with 2:27 left in the first half.

With 50 seconds left in the half, the Panthers began to drive at their own 10-yard line. But the Titans' defense came up big to force a three-and-out and get the offense the ball at the Tennessee 38-yard line with 28 seconds left. Facing third-and-one, Levis found **WR Nick Westbrook-Ikhine** for an 18-yard gain to put them at the Carolina 35-yard line. **K Nick Folk** hit the 53-yard field goal as time expired to stretch the lead to 17-3 going into the half.

The Panthers strung together an 11-play, 67-yard drive to open the third quarter, capped off by a five-yard touchdown run by **RB Chuba Hubbard** to cut the lead to 17-10.

Both teams then traded punts back-and-forth for the rest of the game until Carolina was faced with first-and-10 with 2:57 remaining in the game. Young found Hubbard for a three-yard gain before being sacked by **DL Denico Autry** for a loss of eight yards.

Young then found Hubbard again for a nine-yard gain to bring up fourth-and-six. With pressure coming, Young threw a short pass to **WR DJ Chark Jr.** who was wrapped up by **S Amani Hooker** for no gain to turn the ball over on downs and seal the Titans victory.

SCORING

| | 1 | 2 | 3 | 4 | Final |
|-----------|---|----|---|---|-------|
| Carolina | 0 | 3 | 7 | 0 | 10 |
| Tennessee | 7 | 10 | 0 | 0 | 17 |

| TEAM | SCORING PLAY | TIME |
|----------|--------------------------------------|--------|
| Titans | D.Henry 1 yd. run (N.Folk kick) | 1-0:34 |
| Panthers | E.Pineiro 50 yd. Field Goal | 2-8:51 |
| Titans | D.Henry 10 yd run (N.Folk kick) | 2-2:27 |
| Titans | N.Folk 53 yd. Field Goal | 2-0:00 |
| Panthers | C.Hubbard 5 yd. run (E.Pineiro kick) | 3-8:06 |

Missed FGs: None

Attendance: 62,493

Time of Game: 3:01

Weather: 51°, Cloudy, Humidity 82%, Wind SW 13 mph

Referee: Ronald Torbert



TEAM STATISTICS

| | Panthers | Titans |
|----------------------------|------------|------------|
| TOTAL FIRST DOWNS | 19 | 15 |
| THIRD DOWN EFFICIENCY | 6-16-37.5% | 2-11-18.2% |
| FOURTH DOWN EFFICIENCY | 2-3-66.7% | 1-1-100.0% |
| TOTAL NET YARDS | 258 | 264 |
| Plays - Avg. | 67-3.9 | 53-5.0 |
| NET YARDS RUSHING | 96 | 80 |
| Rushes - Avg. | 32-3.0 | 24-3.3 |
| NET YARDS PASSING | 162 | 184 |
| Sacks - Yards Lost | 4-32 | 1-1 |
| PASS ATT-COMP-INT | 31-18-0 | 28-18-0 |
| PUNTS - Avg. | 6-47.0 | 7-53.7 |
| Net Punting Average | 41.0 | 46.7 |
| PUNT RETURNS - Yards | 2-9 | 2-16 |
| KICKOFF RETURNS - Yards | 3-71 | 3-75 |
| INTERCEPTIONS - Yards | 0-0 | 0-0 |
| PENALTIES Number and Yards | 4-35 | 8-53 |
| FUMBLES Number and Lost | 1-1 | 0-0 |
| TOUCHDOWNS | 1 | 2 |
| EXTRA POINTS Made-Attempts | 1-1 | 2-2 |
| RED ZONE EFFICIENCY | 1-1-100% | 2-2-100% |
| GOAL TO GO EFFICIENCY | 0-0-0% | 1-1-100% |
| SAFETIES | 0 | 0 |
| GIVEAWAYS | 1 | 0 |
| TAKEAWAYS | 0 | 1 |
| TIME OF POSSESSION | 33:49 | 26:11 |

PANTHERS STARTERS

| OFFENSE | | | DEFENSE | | |
|---------|-----------|--------|----------------|--|--|
| WR 15 | J.Mingo | DE 96 | D.Williams | | |
| LT 79 | I.Ekwonu | DT 99 | S.Tuttle | | |
| LG 62 | C.Zavala | DE 95 | Der.Brown | | |
| C 56 | B.Bozeman | OLB 0 | B.Burns | | |
| RG 64 | B.Toth | OLB 98 | M.Haynes | | |
| RT 72 | T.Moton | LB 49 | F.Luvu | | |
| TE 80 | I.Thomas | LB 54 | K.Grugier-Hill | | |
| TE 82 | T.Tremble | CB 26 | D.Jackson | | |
| WR 19 | A.Thielen | DB 20 | D.Long | | |
| QB 9 | B.Young | S 25 | X.Woods | | |
| RB 30 | C.Hubbard | S 24 | V.Bell | | |

TITANS STARTERS

| OFFENSE | | | DEFENSE | | |
|---------|--------------------|--------|------------------|--|--|
| WR 11 | C.Moore | DT 93 | T.Tart | | |
| WR 15 | N.Westbrook-Ikhine | DT 98 | J.Simmons | | |
| LT 79 | J.Duncan | DE 96 | D.Autry | | |
| LG 77 | P.Skoronski | DE 69 | T.McLendon | | |
| C 55 | A.Brewer | OLB 58 | H.Landry | | |
| RG 60 | D.Brunskill | LB 2 | A.Al-Shaair | | |
| RT 75 | D.Radunz | LB 50 | J.Gibbens | | |
| RB 22 | D.Henry | CB 26 | K.Fulton | | |
| WR 10 | D.Hopkins | CB 0 | S.Murphy-Bunting | | |
| TE 88 | T.Wesco | S 35 | K.Wallace | | |
| QB 8 | W.Levis | S 37 | A.Hooker | | |

PANTHERS INDIVIDUAL STATISTICS

| Rushing | Att | Yds | Avg | Lg | TD |
|--------------|-----------|-----------|------------|-----------|----------|
| C.Hubbard | 14 | 45 | 3.2 | 15 | 1 |
| M.Sanders | 15 | 28 | 1.9 | 15 | 0 |
| B.Young | 3 | 23 | 7.7 | 11 | 0 |
| Total | 32 | 96 | 3.0 | 15 | 1 |

| Passing | Att | Cmp | Yds | TD | Lg | IN | Rt |
|--------------|-----------|-----------|------------|----------|-----------|----------|-------------|
| B.Young | 31 | 18 | 194 | 0 | 25 | 0 | 76.5 |
| Total | 31 | 18 | 194 | 0 | 25 | 0 | 76.5 |

| Receiving | No | Yds | Avg | Lg | TD |
|------------------|-----------|------------|-------------|-----------|----------|
| C.Hubbard | 5 | 47 | 9.4 | 25 | 0 |
| J.Mingo | 4 | 60 | 15.0 | 24 | 0 |
| D.Chark | 3 | 34 | 11.3 | 19 | 0 |
| I.Smith-Marsette | 1 | 14 | 14.0 | 14 | 0 |
| S.Sullivan | 1 | 13 | 13.0 | 13 | 0 |
| I.Thomas | 1 | 9 | 9.0 | 9 | 0 |
| L.Shenault | 1 | 8 | 8.0 | 8 | 0 |
| T.Tremble | 1 | 7 | 7.0 | 7 | 0 |
| A.Thielen | 1 | 2 | 2.0 | 2 | 0 |
| Total | 18 | 194 | 10.8 | 25 | 0 |

| Interceptions | No | Yds | Avg | Lg | TD |
|---------------|----|-----|-----|----|----|
| None | | | | | |

Leading Tacklers (Press Box Totals)

D.Long 7-5-2; K.Grugier-Hill 5-3-2; Der.Brown 5-2-3

Sacks: B.Burns 1

FF: None

FR: None

TITANS INDIVIDUAL STATISTICS

| Rushing | Att | Yds | Avg | Lg | TD |
|--------------|-----------|-----------|------------|-----------|----------|
| D.Henry | 18 | 76 | 4.2 | 18 | 2 |
| T.Spears | 2 | 6 | 3.0 | 8 | 0 |
| C.Moore | 1 | 1 | 1.0 | 1 | 0 |
| W.Levis | 3 | -3 | -1.0 | -1 | 0 |
| Total | 24 | 80 | 3.3 | 18 | 2 |

| Passing | Att | Cmp | Yds | TD | Lg | IN | Rt |
|--------------|-----------|-----------|------------|----------|-----------|----------|-------------|
| W.Levis | 28 | 18 | 185 | 0 | 25 | 0 | 83.2 |
| Total | 28 | 18 | 185 | 0 | 25 | 0 | 83.2 |

| Receiving | No | Yds | Avg | Lg | TD |
|--------------------|-----------|------------|-------------|-----------|----------|
| C.Okonkwo | 4 | 45 | 11.3 | 25 | 0 |
| N.Westbrook-Ikhine | 4 | 41 | 10.3 | 18 | 0 |
| D.Hopkins | 3 | 49 | 16.3 | 19 | 0 |
| C.Moore | 3 | 41 | 13.7 | 22 | 0 |
| J.Whyle | 1 | 11 | 11.0 | 11 | 0 |
| T.Spears | 1 | 1 | 1.0 | 1 | 0 |
| D.Henry | 1 | 0 | 0.0 | 0 | 0 |
| K.Philips | 1 | -3 | -3.0 | -3 | 0 |
| Total | 18 | 185 | 10.3 | 25 | 0 |

| Interceptions | No | Yds | Avg | Lg | TD |
|---------------|----|-----|-----|----|----|
| None | | | | | |

Leading Tacklers (Press Box Totals)

A.Hooker 10-8-2; K.Wallace 8-7-1; A.Al-Shaair 8-6-2

Sacks: D.Autry 2; A.Key 1; J.Simmons 1

FF: A.Key 1

FR: J.Simmons 1



TENNESSEE TITANS

MISCELLANEOUS STATISTICS

TENNESSEE TITANS RECORD WHEN ...

| | 2023 | | 2022 | | 2021 | | 2020 | | 2019 | | 2018 | | 2017 | | 2016 | | 2015 | | 2014 | | 10-YR. TOTAL | | |
|----------------------------------|------|---|------|----|------|---|------|---|------|---|------|---|------|---|------|---|------|----|------|----|--------------|----|-------|
| | W | L | W | L | W | L | W | L | W | L | W | L | W | L | W | L | W | L | W | L | W | L | Pct. |
| Overall Record | 4 | 7 | 7 | 10 | 12 | 5 | 11 | 5 | 9 | 7 | 9 | 7 | 9 | 7 | 9 | 7 | 3 | 13 | 2 | 14 | 75 | 82 | 0.478 |
| Home | 4 | 0 | 3 | 5 | 7 | 2 | 5 | 3 | 4 | 4 | 6 | 2 | 6 | 2 | 5 | 3 | 1 | 7 | 1 | 7 | 42 | 35 | 0.545 |
| Away | 0 | 6 | 4 | 5 | 5 | 3 | 6 | 2 | 5 | 3 | 3 | 4 | 3 | 5 | 4 | 4 | 2 | 6 | 1 | 7 | 33 | 45 | 0.423 |
| Neutral | 0 | 1 | 0 | 0 | 0 | 0 | 0 | 0 | 0 | 0 | 0 | 1 | 0 | 0 | 0 | 0 | 0 | 0 | 0 | 0 | 0 | 2 | 0.000 |
| By Month | | | | | | | | | | | | | | | | | | | | | | | |
| September | 1 | 2 | 1 | 2 | 2 | 1 | 3 | 0 | 2 | 2 | 3 | 1 | 2 | 1 | 1 | 2 | 1 | 2 | 1 | 3 | 17 | 16 | 0.515 |
| October | 2 | 2 | 4 | 0 | 4 | 1 | 2 | 1 | 2 | 2 | 0 | 3 | 2 | 2 | 3 | 2 | 0 | 3 | 1 | 3 | 20 | 19 | 0.513 |
| November | 1 | 3 | 2 | 2 | 2 | 2 | 3 | 2 | 2 | 1 | 2 | 2 | 3 | 1 | 2 | 2 | 1 | 4 | 0 | 4 | 18 | 23 | 0.439 |
| December | 0 | 0 | 0 | 5 | 2 | 1 | 2 | 2 | 3 | 2 | 4 | 1 | 2 | 3 | 2 | 1 | 1 | 3 | 0 | 4 | 16 | 22 | 0.421 |
| January | 0 | 0 | 0 | 1 | 2 | 0 | 1 | 0 | 0 | 0 | 0 | 0 | 0 | 0 | 1 | 0 | 0 | 1 | 0 | 0 | 4 | 2 | 0.667 |
| vs. AFC | 2 | 5 | 5 | 7 | 8 | 4 | 8 | 4 | 7 | 5 | 5 | 7 | 8 | 4 | 6 | 6 | 1 | 11 | 2 | 10 | 52 | 63 | 0.452 |
| South | 0 | 2 | 3 | 3 | 5 | 1 | 5 | 1 | 3 | 3 | 3 | 3 | 5 | 1 | 2 | 4 | 1 | 5 | 1 | 5 | 28 | 28 | 0.500 |
| East | 0 | 0 | 0 | 1 | 2 | 2 | 1 | 0 | 0 | 1 | 2 | 2 | 0 | 1 | 1 | 0 | 0 | 4 | 0 | 1 | 6 | 12 | 0.333 |
| West | 1 | 0 | 2 | 2 | 1 | 0 | 1 | 0 | 3 | 1 | 0 | 1 | 0 | 1 | 2 | 2 | 0 | 1 | 1 | 0 | 11 | 8 | 0.579 |
| North | 1 | 3 | 0 | 1 | 0 | 1 | 1 | 3 | 1 | 0 | 0 | 1 | 3 | 1 | 1 | 0 | 0 | 1 | 0 | 4 | 7 | 15 | 0.318 |
| vs. NFC | 2 | 2 | 2 | 3 | 4 | 1 | 3 | 1 | 2 | 2 | 4 | 0 | 1 | 3 | 3 | 1 | 2 | 2 | 0 | 4 | 23 | 19 | 0.548 |
| South | 2 | 2 | 0 | 0 | 1 | 0 | 0 | 0 | 2 | 2 | 0 | 0 | 0 | 0 | 0 | 0 | 2 | 2 | 0 | 0 | 7 | 6 | 0.538 |
| East | 0 | 0 | 1 | 3 | 0 | 0 | 0 | 0 | 0 | 0 | 4 | 0 | 0 | 0 | 0 | 0 | 0 | 0 | 0 | 4 | 5 | 7 | 0.417 |
| North | 0 | 0 | 1 | 0 | 0 | 0 | 3 | 1 | 0 | 0 | 0 | 0 | 0 | 0 | 3 | 1 | 0 | 0 | 0 | 0 | 7 | 2 | 0.778 |
| West | 0 | 0 | 0 | 0 | 3 | 1 | 0 | 0 | 0 | 0 | 0 | 0 | 1 | 3 | 0 | 0 | 0 | 0 | 0 | 0 | 4 | 4 | 0.500 |
| Playing Conditions | | | | | | | | | | | | | | | | | | | | | | | |
| On grass | 0 | 4 | 5 | 8 | 8 | 3 | 8 | 4 | 6 | 7 | 7 | 4 | 8 | 6 | 8 | 5 | 2 | 9 | 2 | 11 | 54 | 61 | 0.470 |
| On synthetic grass | 4 | 3 | 2 | 2 | 4 | 2 | 3 | 1 | 3 | 0 | 2 | 3 | 1 | 1 | 1 | 2 | 1 | 4 | 0 | 3 | 21 | 21 | 0.500 |
| Outdoors | 4 | 6 | 6 | 10 | 11 | 5 | 9 | 5 | 7 | 7 | 9 | 5 | 9 | 6 | 8 | 5 | 2 | 11 | 2 | 14 | 67 | 74 | 0.475 |
| Indoors | 0 | 1 | 1 | 0 | 1 | 0 | 2 | 0 | 2 | 0 | 0 | 2 | 0 | 1 | 1 | 2 | 1 | 2 | 0 | 0 | 8 | 8 | 0.500 |
| Day | 4 | 6 | 6 | 6 | 9 | 5 | 9 | 3 | 9 | 6 | 7 | 5 | 8 | 6 | 8 | 7 | 3 | 12 | 2 | 12 | 65 | 68 | 0.489 |
| Night | 0 | 1 | 1 | 4 | 3 | 0 | 2 | 2 | 0 | 1 | 2 | 2 | 1 | 1 | 1 | 0 | 0 | 1 | 0 | 2 | 10 | 14 | 0.417 |
| Temp. 85 or higher | 0 | 1 | 0 | 0 | 0 | 0 | 0 | 0 | 0 | 1 | 1 | 1 | 1 | 1 | 1 | 1 | 0 | 0 | 0 | 0 | 3 | 5 | 0.375 |
| Temp. 32 or lower | 0 | 0 | 1 | 1 | 0 | 0 | 0 | 1 | 0 | 0 | 0 | 0 | 1 | 0 | 1 | 0 | 0 | 0 | 0 | 1 | 3 | 3 | 0.500 |
| In white jerseys | 1 | 5 | 3 | 5 | 4 | 3 | 7 | 1 | 4 | 5 | 5 | 4 | 2 | 4 | 3 | 6 | 1 | 6 | 2 | 13 | 32 | 52 | 0.381 |
| In navy jerseys | 2 | 2 | 2 | 4 | 5 | 2 | 3 | 2 | 3 | 1 | 3 | 2 | 6 | 1 | 4 | 1 | 2 | 6 | 0 | 1 | 30 | 22 | 0.577 |
| In light blue jerseys | 1 | 0 | 2 | 1 | 3 | 0 | 1 | 2 | 2 | 1 | 1 | 1 | 1 | 2 | 2 | 0 | 0 | 1 | 0 | 0 | 13 | 8 | 0.619 |
| Following a win | 0 | 3 | 5 | 2 | 8 | 3 | 6 | 4 | 4 | 4 | 6 | 3 | 5 | 3 | 3 | 5 | 0 | 3 | 0 | 2 | 37 | 32 | 0.536 |
| Following a loss | 4 | 3 | 2 | 7 | 4 | 1 | 4 | 1 | 4 | 3 | 3 | 3 | 4 | 3 | 6 | 1 | 2 | 10 | 1 | 12 | 34 | 44 | 0.436 |
| Win coin toss | 1 | 4 | 2 | 6 | 7 | 2 | 2 | 3 | 6 | 3 | 4 | 0 | 4 | 4 | 6 | 5 | 2 | 5 | 2 | 10 | 36 | 42 | 0.462 |
| Lose coin toss | 3 | 3 | 5 | 4 | 5 | 3 | 9 | 2 | 3 | 4 | 5 | 7 | 5 | 3 | 3 | 2 | 1 | 8 | 0 | 4 | 39 | 40 | 0.494 |
| Titans score on 1st drive | 1 | 5 | 3 | 3 | 2 | 1 | 7 | 1 | 3 | 0 | 5 | 3 | 5 | 1 | 3 | 2 | 1 | 3 | 0 | 2 | 30 | 21 | 0.588 |
| Opp. scores on 1st drive | 2 | 3 | 1 | 4 | 3 | 3 | 1 | 4 | 6 | 2 | 3 | 4 | 3 | 4 | 2 | 6 | 1 | 6 | 1 | 6 | 23 | 42 | 0.354 |
| Titans score first | 1 | 3 | 5 | 6 | 7 | 2 | 10 | 1 | 3 | 1 | 6 | 3 | 7 | 1 | 6 | 3 | 2 | 5 | 0 | 5 | 47 | 30 | 0.610 |
| Opponent scores first | 3 | 4 | 2 | 4 | 5 | 3 | 1 | 4 | 6 | 6 | 3 | 4 | 2 | 6 | 3 | 4 | 1 | 8 | 2 | 9 | 28 | 52 | 0.350 |
| Lead after 1 quarter | 2 | 2 | 5 | 3 | 6 | 2 | 7 | 1 | 2 | 1 | 7 | 2 | 5 | 0 | 6 | 1 | 2 | 2 | 0 | 5 | 42 | 19 | 0.689 |
| Tied after 1 quarter | 1 | 0 | 2 | 4 | 2 | 0 | 2 | 0 | 5 | 3 | 0 | 0 | 3 | 2 | 1 | 0 | 0 | 3 | 1 | 1 | 17 | 13 | 0.567 |
| Trail after 1 quarter | 1 | 5 | 0 | 3 | 4 | 3 | 2 | 4 | 2 | 3 | 2 | 5 | 1 | 5 | 2 | 6 | 1 | 8 | 1 | 8 | 16 | 50 | 0.242 |
| Lead at half | 3 | 2 | 6 | 3 | 8 | 2 | 8 | 1 | 5 | 1 | 4 | 0 | 6 | 1 | 7 | 1 | 2 | 2 | 2 | 5 | 51 | 18 | 0.739 |
| Tied at half | 0 | 0 | 0 | 2 | 0 | 0 | 1 | 0 | 3 | 0 | 2 | 0 | 1 | 1 | 0 | 0 | 0 | 1 | 0 | 1 | 7 | 5 | 0.583 |
| Trail at half | 1 | 5 | 1 | 5 | 4 | 3 | 2 | 4 | 1 | 6 | 3 | 7 | 2 | 5 | 2 | 6 | 1 | 10 | 0 | 8 | 17 | 59 | 0.224 |

| | 2023 | | 2022 | | 2021 | | 2020 | | 2019 | | 2018 | | 2017 | | 2016 | | 2015 | | 2014 | | 10-YR. TOTAL | | |
|--------------------------|------|---|------|---|------|---|------|---|------|---|------|---|------|---|------|---|------|----|------|----|--------------|----|-------|
| | W | L | W | L | W | L | W | L | W | L | W | L | W | L | W | L | W | L | W | L | W | L | Pct. |
| Lead after 3 quarters | 4 | 1 | 7 | 4 | 8 | 1 | 8 | 0 | 5 | 1 | 6 | 0 | 6 | 1 | 7 | 0 | 2 | 3 | 2 | 3 | 55 | 14 | 0.797 |
| Tied after 3 quarters | 0 | 0 | 0 | 2 | 1 | 0 | 1 | 0 | 2 | 1 | 0 | 0 | 1 | 2 | 0 | 0 | 0 | 0 | 0 | 0 | 5 | 5 | 0.500 |
| Trail after 3 quarters | 0 | 6 | 0 | 4 | 3 | 4 | 2 | 5 | 2 | 5 | 3 | 7 | 2 | 4 | 2 | 7 | 1 | 10 | 0 | 11 | 15 | 63 | 0.192 |
| Outcome 7 points or less | 3 | 3 | 5 | 6 | 6 | 2 | 7 | 2 | 3 | 3 | 4 | 3 | 6 | 4 | 6 | 3 | 2 | 6 | 1 | 4 | 43 | 36 | 0.544 |
| Outcome 3 points or less | 1 | 1 | 1 | 3 | 6 | 1 | 4 | 1 | 2 | 2 | 3 | 2 | 2 | 1 | 4 | 0 | 1 | 4 | 1 | 3 | 25 | 18 | 0.581 |
| In Overtime | 1 | 0 | 0 | 1 | 2 | 1 | 2 | 0 | 0 | 0 | 1 | 0 | 1 | 0 | 0 | 0 | 1 | 0 | 0 | 0 | 8 | 2 | 0.800 |
| Score 20 or more points | 3 | 0 | 4 | 2 | 12 | 1 | 10 | 3 | 9 | 3 | 7 | 1 | 7 | 2 | 6 | 3 | 3 | 3 | 1 | 4 | 62 | 22 | 0.738 |
| Allow 20 or fewer points | 2 | 3 | 6 | 5 | 7 | 1 | 4 | 0 | 6 | 4 | 7 | 2 | 7 | 2 | 5 | 1 | 1 | 4 | 2 | 2 | 47 | 24 | 0.662 |
| Outgain opponent | 3 | 1 | 2 | 1 | 7 | 3 | 7 | 1 | 4 | 4 | 6 | 1 | 5 | 1 | 5 | 3 | 3 | 4 | 1 | 3 | 43 | 22 | 0.662 |
| Even yardage | 0 | 0 | 0 | 0 | 0 | 0 | 0 | 0 | 0 | 0 | 0 | 0 | 0 | 0 | 0 | 0 | 0 | 0 | 0 | 0 | 0 | 0 | 0.000 |
| Out-rush opponent | 3 | 1 | 6 | 8 | 9 | 4 | 9 | 2 | 8 | 3 | 5 | 1 | 8 | 1 | 8 | 4 | 3 | 4 | 1 | 2 | 60 | 30 | 0.667 |
| Out-pass opponent | 3 | 2 | 1 | 2 | 3 | 1 | 4 | 1 | 2 | 3 | 3 | 2 | 2 | 3 | 2 | 3 | 2 | 5 | 1 | 6 | 23 | 28 | 0.451 |
| + Turnover Margin | 1 | 1 | 3 | 4 | 8 | 1 | 7 | 1 | 5 | 3 | 4 | 1 | 4 | 0 | 5 | 2 | 2 | 1 | 2 | 1 | 41 | 15 | 0.732 |
| Even turnover margin | 3 | 1 | 2 | 2 | 2 | 0 | 3 | 1 | 3 | 0 | 5 | 0 | 4 | 3 | 2 | 1 | 0 | 5 | 0 | 3 | 24 | 16 | 0.600 |
| - Turnover margin | 0 | 5 | 2 | 4 | 2 | 4 | 1 | 3 | 1 | 4 | 0 | 6 | 1 | 4 | 2 | 4 | 1 | 7 | 0 | 10 | 10 | 51 | 0.164 |
| Titans 300+ yards | 3 | 2 | 4 | 5 | 8 | 4 | 10 | 2 | 7 | 4 | 6 | 3 | 5 | 4 | 7 | 6 | 3 | 3 | 1 | 9 | 54 | 42 | 0.563 |
| Titans -300 yards | 1 | 5 | 3 | 5 | 4 | 1 | 1 | 3 | 2 | 3 | 3 | 4 | 4 | 3 | 2 | 1 | 0 | 10 | 1 | 5 | 21 | 40 | 0.344 |
| Titans 30+ rushes | 3 | 0 | 4 | 2 | 8 | 3 | 10 | 1 | 5 | 0 | 6 | 1 | 6 | 0 | 5 | 1 | 2 | 1 | 1 | 1 | 50 | 10 | 0.833 |
| Titans -30 rushes | 1 | 7 | 3 | 8 | 4 | 2 | 1 | 4 | 4 | 7 | 3 | 6 | 3 | 7 | 4 | 6 | 1 | 12 | 1 | 13 | 25 | 72 | 0.258 |
| Time of poss. 30:00 + | 3 | 2 | 4 | 3 | 9 | 4 | 7 | 0 | 1 | 2 | 6 | 2 | 6 | 1 | 7 | 4 | 3 | 6 | 1 | 4 | 47 | 28 | 0.627 |
| Time of poss. - 30:00 | 1 | 5 | 3 | 7 | 3 | 1 | 4 | 5 | 8 | 5 | 3 | 5 | 3 | 6 | 2 | 3 | 0 | 7 | 1 | 10 | 28 | 54 | 0.341 |
| Have 100-yard rusher | 2 | 0 | 4 | 5 | 5 | 3 | 8 | 2 | 6 | 0 | 2 | 0 | 3 | 0 | 3 | 2 | 1 | 0 | 0 | 0 | 34 | 12 | 0.739 |
| (D. Foreman) | - | - | - | - | 1 | 2 | 0 | 0 | - | - | - | - | - | - | - | - | - | - | - | - | 1 | 2 | 0.333 |
| (D. Henry) | 2 | 0 | 4 | 5 | 4 | 1 | 8 | 2 | 6 | 0 | 2 | 0 | 2 | 0 | 0 | 0 | - | - | - | - | 28 | 8 | 0.778 |
| (D. Hilliard) | - | - | 0 | 0 | 0 | 1 | - | - | - | - | - | - | - | - | - | - | - | - | - | - | 0 | 1 | 0.000 |
| (M. Mariota) | - | - | - | - | - | - | - | - | 0 | 0 | 0 | 0 | 0 | 0 | 0 | 0 | 1 | 0 | - | - | 1 | 0 | 1.000 |
| (D. Murray) | - | - | - | - | - | - | - | - | - | - | - | 1 | 0 | 3 | 2 | - | - | - | - | - | 4 | 2 | 0.667 |
| Have 100-yard receiver | 1 | 1 | 2 | 0 | 5 | 1 | 8 | 3 | 4 | 1 | 3 | 1 | 0 | 1 | 4 | 1 | 2 | 2 | 0 | 4 | 29 | 15 | 0.659 |
| (A. Brown) | - | - | - | - | 3 | 0 | 3 | 1 | 4 | 1 | - | - | - | - | - | - | - | - | - | - | 10 | 2 | 0.833 |
| (T. Burks) | 0 | 0 | 1 | 0 | - | - | - | - | - | - | - | - | - | - | - | - | - | - | - | - | 1 | 0 | 1.000 |
| (C. Davis) | - | - | - | - | - | - | 3 | 2 | 0 | 0 | 2 | 0 | 0 | 0 | - | - | - | - | - | - | 5 | 2 | 0.714 |
| (A. Firkser) | - | - | - | - | 0 | 0 | 1 | 0 | 0 | 0 | 0 | 0 | - | - | - | - | - | - | - | - | 1 | 0 | 1.000 |
| (D. Green-Beckham) | - | - | - | - | - | - | - | - | - | - | - | - | - | - | - | - | 1 | 1 | - | - | 1 | 1 | 0.500 |
| (D. Hopkins) | 1 | 1 | - | - | - | - | - | - | - | - | - | - | - | - | - | - | - | - | - | - | 1 | 1 | 0.500 |
| (M. Johnson) | - | - | - | - | 1 | 0 | - | - | - | - | - | - | - | - | - | - | - | - | - | - | 1 | 0 | 1.000 |
| (J. Jones) | - | - | - | - | 1 | 0 | - | - | - | - | - | - | - | - | - | - | - | - | - | - | 1 | 0 | 1.000 |
| (R. Matthews) | - | - | - | - | - | - | - | - | - | - | 0 | 0 | 0 | 1 | 2 | 1 | - | - | - | - | 2 | 2 | 0.500 |
| (K. Raymond) | - | - | - | - | - | - | 1 | 0 | 0 | 0 | - | - | - | - | - | - | - | - | - | - | 1 | 0 | 1.000 |
| (T. Sharpe) | - | - | - | - | - | - | - | - | 0 | 0 | 0 | 1 | 0 | 0 | 0 | 0 | - | - | - | - | 0 | 1 | 0.000 |
| (T. Taylor) | - | - | - | - | - | - | - | - | - | - | 1 | 0 | 0 | 0 | - | - | - | - | - | - | 1 | 0 | 1.000 |
| (D. Walker) | - | - | - | - | - | - | - | - | 0 | 0 | 0 | 0 | 0 | 0 | 1 | 0 | 0 | 1 | 0 | 2 | 1 | 3 | 0.250 |
| (N. Washington) | - | - | - | - | - | - | - | - | - | - | - | - | - | - | - | - | - | - | 0 | 1 | 0 | 1 | 0.000 |
| (N. Westbrook-Ikhine) | 0 | 0 | 1 | 0 | 0 | 1 | 0 | 0 | - | - | - | - | - | - | - | - | - | - | - | - | 1 | 1 | 0.500 |
| (K. Wright) | - | - | - | - | - | - | - | - | - | - | - | - | - | - | 1 | 0 | 1 | 0 | 0 | 1 | 2 | 1 | 0.667 |
| Have 300-yard passer | 0 | 0 | 1 | 0 | 1 | 1 | 2 | 1 | 2 | 2 | 1 | 1 | 1 | 1 | 0 | 1 | 1 | 1 | 0 | 1 | 9 | 9 | 0.500 |
| (M. Mariota) | - | - | - | - | - | - | - | - | 0 | 1 | 1 | 1 | 1 | 1 | 0 | 1 | 1 | 1 | - | - | 3 | 5 | 0.375 |
| (R. Tannehill) | 0 | 0 | 1 | 0 | 1 | 1 | 2 | 1 | 2 | 1 | - | - | - | - | - | - | - | - | - | - | 6 | 3 | 0.667 |
| (Z. Mettenberger) | - | - | - | - | - | - | - | - | - | - | - | - | - | - | - | - | 0 | 0 | 0 | 1 | 0 | 1 | 0.000 |
| Oppon. 100-yard rusher | 0 | 1 | 0 | 1 | 1 | 0 | 2 | 1 | 0 | 2 | 1 | 2 | 0 | 1 | 0 | 1 | 0 | 3 | 0 | 7 | 4 | 19 | 0.174 |
| Oppon. 100-yard receiver | 1 | 4 | 2 | 6 | 3 | 1 | 5 | 2 | 5 | 3 | 3 | 3 | 2 | 4 | 5 | 4 | 2 | 5 | 1 | 6 | 29 | 38 | 0.433 |
| Oppon. 300-yard passer | 1 | 1 | 3 | 5 | 4 | 1 | 4 | 2 | 5 | 0 | 2 | 1 | 2 | 2 | 5 | 2 | 2 | 1 | 1 | 3 | 29 | 18 | 0.617 |

2023 TENNESSEE TITANS SUPERLATIVES

TITANS

| | | |
|------------------------------|-----|--|
| LONGEST RUN FROM SCRIMMAGE: | 63 | by Derrick Henry vs. Baltimore, 10/15 |
| LONGEST PASS COMPLETION: | 70 | by Ryan Tannehill to Treyton Burks vs. L.A. Chargers, 9/17 |
| LONGEST PUNT RETURN: | 21 | by Mason Kinsey vs. Cincinnati, 10/1 |
| LONGEST KICKOFF RETURN: | 33 | by Tyjae Spears vs. Carolina, 11/26 |
| LONGEST INTERCEPTION RETURN: | 18 | by Roger McCreary at Tampa Bay, 11/12 |
| LONGEST PUNT: | 74 | by Ryan Stonehouse at Cleveland, 9/24 |
| LONGEST FIELD GOAL: | 53 | Three times, last by Nick Folk vs. Carolina, 11/26 |
| MOST RUSHING ATTEMPTS: | 25 | by Derrick Henry vs. L.A. Chargers, 9/17 |
| MOST YARDS RUSHING: | 122 | by Derrick Henry vs. Cincinnati, 10/1 |
| MOST PASSES ATTEMPTED: | 39 | Twice, last by Will Levis at Tampa Bay, 11/12 |
| MOST YARDS PASSING: | 264 | by Ryan Tannehill at Indianapolis, 10/8 |
| MOST PASSES CAUGHT: | 8 | by DeAndre Hopkins at Indianapolis, 10/8 |
| MOST YARDS ON RECEPTIONS: | 140 | by DeAndre Hopkins at Indianapolis, 10/8 |
| MOST TOUCHDOWN PASSES: | 4 | by Will Levis vs. Atlanta, 10/29 |
| MOST INTERCEPTIONS THROWN: | 3 | by Ryan Tannehill at New Orleans, 9/10 |
| MOST RUSHING TOUCHDOWNS: | 2 | by Derrick Henry vs. Carolina, 11/26 |
| MOST TOUCHDOWN RECEPTIONS: | 3 | by DeAndre Hopkins vs. Atlanta, 10/29 |

OPPONENTS

| | | |
|------------------------------|-----|--|
| LONGEST RUN FROM SCRIMMAGE: | 56t | by Zack Moss at Indianapolis, 10/8 |
| LONGEST PASS COMPLETION: | 52 | by Taylor Heinicke to KhaDarel Hodge vs. Atlanta, 10/29 |
| LONGEST PUNT RETURN: | 70 | by Devin Duvernay vs. Baltimore, 10/15 |
| LONGEST KICKOFF RETURN: | 31 | by Laviska Shenault Jr. vs. Carolina, 11/26 |
| LONGEST INTERCEPTION RETURN: | 28 | by Antoine Winfield Jr. at Tampa Bay, 11/12 |
| LONGEST PUNT: | 62 | Twice, last by Pressley Harvin III at Pittsburgh, 10/2 |
| LONGEST FIELD GOAL: | 52 | Twice, last by Dustin Hopkins at Cleveland, 9/24 |
| MOST RUSHING ATTEMPTS: | 23 | by Zack Moss at Indianapolis, 10/8 |
| MOST YARDS RUSHING: | 165 | by Zack Moss at Indianapolis, 10/8 |
| MOST PASSES ATTEMPTED: | 41 | by Justin Herbert vs. L.A. Chargers, 9/17 |
| MOST YARDS PASSING: | 305 | Twice, last by Justin Herbert vs. L.A. Chargers, 9/17 |
| MOST PASSES CAUGHT: | 9 | by Elijah Moore at Cleveland, 9/24 |
| MOST YARDS ON RECEPTIONS: | 143 | by Mike Evans at Tampa Bay, 11/12 |
| MOST TOUCHDOWN PASSES: | 2 | Four times, last by Trevor Lawrence at Jacksonville, 11/19 |
| MOST INTERCEPTIONS THROWN: | 1 | Three times, last by Baker Mayfield at Tampa Bay, 11/12 |
| MOST RUSHING TOUCHDOWNS: | 2 | Twice, last by Trevor Lawrence at Jacksonville, 11/19 |
| MOST TOUCHDOWN RECEPTIONS: | 2 | Twice, last by Calvin Ridley at Jacksonville, 11/19 |

TITANS HIGHS AND LOWS

| | <u>HIGH</u> | | <u>LOW</u> | |
|----------------------|-------------|---------------------------------|------------|---------------------------------------|
| POINTS: | 28 | vs. Atlanta, 10/29 | 3 | at Cleveland, 9/24 |
| FIRST DOWNS: | 23 | Twice, last at Pittsburgh, 10/2 | 6 | at Cleveland, 9/24 |
| NET RUSHING YARDS: | 173 | vs. Cincinnati, 10/1 | 26 | at Cleveland, 9/24 |
| NET PASSING YARDS: | 259 | at Indianapolis, 10/8 | 68 | at Cleveland, 9/24 |
| TOTAL OFFENSE: | 400 | vs. Cincinnati, 10/1 | 94 | at Cleveland, 9/24 |
| TOTAL PLAYS: | 68 | at Pittsburgh, 10/2 | 38 | at Jacksonville, 11/19 |
| RUSHING ATTEMPTS: | 36 | vs. Atlanta, 10/29 | 15 | at Cleveland, 9/24 |
| PASSING ATTEMPTS: | 39 | Twice, last at Tampa Bay, 11/12 | 17 | at Jacksonville, 11/19 |
| PASSES COMPLETED: | 23 | at Indianapolis, 10/8 | 12 | vs. Baltimore, 10/15 |
| PASSES HAD INT.: | 3 | at New Orleans, 9/10 | 0 | Five times, last vs. Carolina, 11/26 |
| FUMBLES LOST: | 2 | at Jacksonville, 11/19 | 0 | Eight times, last vs. Carolina, 11/26 |
| NUMBER OF PENALTIES: | 8 | Twice, last vs. Carolina, 11/26 | 4 | at Indianapolis, 10/8 |
| YARDS PENALIZED: | 80 | at Cleveland, 9/24 | 27 | vs. Cincinnati, 10/1 |
| TIME OF POSSESSION: | 36:49 | vs. L.A. Chargers, 9/17 | 21:31 | at Cleveland, 9/24 |

OPPONENTS HIGHS AND LOWS

| | <u>HIGH</u> | | <u>LOW</u> | |
|----------------------|-------------|----------------------------------|------------|--|
| POINTS: | 34 | at Jacksonville, 11/19 | 3 | vs. Cincinnati, 10/1 |
| FIRST DOWNS: | 24 | at Jacksonville, 11/19 | 14 | vs. Cincinnati, 10/1 |
| NET RUSHING YARDS: | 193 | at Indianapolis, 10/8 | 61 | vs. L.A. Chargers, 9/17 |
| NET PASSING YARDS: | 282 | at New Orleans, 9/10 | 139 | vs. Cincinnati, 10/1 |
| TOTAL OFFENSE: | 429 | at Indianapolis, 10/8 | 211 | vs. Cincinnati, 10/1 |
| TOTAL PLAYS: | 70 | vs. Baltimore, 10/15 | 51 | vs. Cincinnati, 10/1 |
| RUSHING ATTEMPTS: | 39 | vs. Baltimore, 10/15 | 18 | vs. Cincinnati, 10/1 |
| PASSING ATTEMPTS: | 41 | vs. L.A. Chargers, 9/17 | 26 | at Indianapolis, 10/8 |
| PASSES COMPLETED: | 27 | Twice, last at Cleveland, 9/24 | 18 | Twice, last vs. Carolina, 11/26 |
| PASSES HAD INT.: | 1 | Three times, last at TB, 11/12 | 0 | Eight times, last vs. Carolina, 11/26 |
| FUMBLES LOST: | 1 | Five times, last vs. Car., 11/26 | 0 | Six times, last at Jacksonville, 11/19 |
| NUMBER OF PENALTIES: | 10 | at Pittsburgh, 10/2 | 3 | vs. Atlanta, 10/29 |
| YARDS PENALIZED: | 88 | vs. Baltimore, 10/15 | 15 | vs. Atlanta, 10/29 |
| TIME OF POSSESSION: | 38:29 | at Cleveland, 9/24 | 25:15 | vs. Cincinnati, 10/1 |

LONGEST 2023 SCORING DRIVES

| | | | |
|-------------|----------|-------|--|
| Most Plays: | Titans | 16 | at Indianapolis, 10/8, 75 yards, 8:31, FG |
| | Opponent | 15 | at Pittsburgh, 10/2, 75 yards, 8:17, FG |
| Most Yards: | Titans | 91 | vs. Carolina, 11/26, 15 plays, 9:36, TD |
| | Opponent | 92 | at Pittsburgh, 10/2, 11 plays, 5:11, TD |
| Most Time: | Titans | 10:22 | vs. Cincinnati, 10/1, 15 plays, 65 yards, FG |
| | Opponent | 8:17 | at Pittsburgh, 10/2, 15 plays, 75 yards, FG |

TURNOVER ANALYSIS

PLUS-MINUS TURNOVER RATIO

| | <u>Takeaways</u> | <u>Turnovers</u> | <u>Ratio</u> |
|-------------------------|------------------|------------------|--------------|
| 1 st Half | 6 | 4 | +2 |
| 1 st quarter | 3 | 2 | +1 |
| 2 nd quarter | 3 | 2 | +1 |
| 2 nd Half | 2 | 8 | -6 |
| 3 rd quarter | 2 | 3 | -1 |
| 4 th quarter | 0 | 5 | -5 |
| Overtime | 0 | 0 | 0 |
| Totals | 8 | 12 | -4 |

GAME-BY-GAME TURNOVER RATIO

| <u>Date</u> | <u>Opponent</u> | <u>Takeaways</u> | <u>Turnovers</u> | <u>Ratio</u> | <u>Result</u> |
|-------------|-------------------|------------------|------------------|--------------|---------------|
| 9/10 | at New Orleans | 2 | 3 | -1 | L |
| 9/17 | vs. L.A. Chargers | 0 | 0 | 0 | W |
| 9/24 | at Cleveland | 1 | 0 | +1 | L |
| 10/1 | vs. Cincinnati | 1 | 1 | 0 | W |
| 10/8 | at Indianapolis | 0 | 1 | -1 | L |
| 10/15 | vs. Baltimore | 1 | 2 | -1 | L |
| 10/29 | vs. Atlanta | 1 | 1 | 0 | W |
| 11/2 | at Pittsburgh | 0 | 1 | -1 | L |
| 11/12 | at Tampa Bay | 1 | 1 | 0 | L |
| 11/19 | at Jacksonville | 0 | 2 | -2 | L |
| 11/26 | vs. Carolina | 1 | 0 | +1 | W |

FUMBLES

| <u>Player</u> | <u>Fumbles</u> | <u>Lost</u> |
|----------------|----------------|-------------|
| Ryan Tannehill | 3 | 0 |
| Eric Garrow | 1 | 1 |
| Will Levis | 1 | 1 |
| Kyle Philips | 1 | 1 |
| Malik Willis | 1 | 1 |
| Chris Moore | 1 | 0 |
| TOTALS | 8 | 4 |
| OPPONENTS | 11 | 5 |

BIG PLAYS (30 OR MORE YARDS FROM SCRIMMAGE)

TITANS BIG PLAYS

1. 46 -yard pass from Ryan Tannehill to Derrick Henry at New Orleans, 9/10
2. 70 -yard pass from Ryan Tannehill to Treylon Burks vs. L.A. Chargers, 9/17
3. 49 -yard pass from Ryan Tannehill to Chris Moore vs. L.A. Chargers, 9/17
4. 33 -yard pass from Ryan Tannehill to Chris Moore at Cleveland, 9/24
5. 38 -yard pass from Ryan Tannehill to DeAndre Hopkins vs. Cincinnati, 10/1
6. 44 -yard pass from Ryan Tannehill to Chris Moore vs. Cincinnati, 10/1
7. 36 -yard pass from Ryan Tannehill to DeAndre Hopkins at Indianapolis, 10/8
8. 63 -yard run by Derrick Henry vs. Baltimore, 10/15
9. 48 -yard pass from Malik Willis to Tyjae Spears vs. Baltimore, 10/15
10. 47 -yard touchdown pass from Will Levis to DeAndre Hopkins vs. Atlanta, 10/29
11. 61 -yard touchdown pass from Will Levis to DeAndre Hopkins vs. Atlanta, 10/29
12. 33 -yard touchdown pass from Will Levis to Nick Westbrook-Ikhine vs. Atlanta, 10/29
13. 38 -yard run by Chris Moore at Jacksonville, 11/19
14. 43 -yard touchdown pass from Will Levis to DeAndre Hopkins at Jacksonville, 11/19
15. 49 -yard pass from Will Levis to Chris Moore at Jacksonville, 11/19

OPPONENTS BIG PLAYS

1. 45 -yard pass from Derek Carr to Chris Olave at New Orleans, 9/10
2. 41 -yard pass from Derek Carr to Rashid Shaheed at New Orleans, 9/10
3. 42 -yard pass from Justin Herbert to Keenan Allen vs. L.A. Chargers, 9/17
4. 43 -yard touchdown pass from Deshaun Watson to Amari Cooper at Cleveland, 9/24
5. 56 -yard touchdown run by Zack Moss at Indianapolis, 10/8
6. 38 -yard pass from Anthony Richardson to Josh Downs at Indianapolis, 10/8
7. 32 -yard pass from Lamar Jackson to Odell Beckham Jr. vs. Baltimore, 10/15
8. 38 -yard pass from Lamar Jackson to Mark Andrews vs. Baltimore, 10/15
9. 52 -yard pass from Taylor Heinicke to KhaDarel Hodge vs. Atlanta, 10/29
10. 32 -yard pass from Kenny Pickett to Diontae Johnson at Pittsburgh, 10/2
11. 43 -yard touchdown pass from Baker Mayfield to Rachaad White at Tampa Bay, 11/12
12. 43 -yard pass from Baker Mayfield to Mike Evans at Tampa Bay, 11/12
13. 34 -yard pass from Trevor Lawrence to Calvin Ridley at Jacksonville, 11/19
14. 34 -yard pass from Trevor Lawrence to D'Ernest Johnson at Jacksonville, 11/19

INACTIVE PLAYERS

| Date | Opponent | Inactive Players |
|-------------|-------------------|--|
| 9/10 | at New Orleans | Avery, Dowell, Duncan, Levis, Murphy, Peevy, Radunz |
| 9/17 | vs. L.A. Chargers | Dowell, Fulton, Gipson, Hooker, Levis, Murphy, Skoronski |
| 9/24 | at Cleveland | Dowell, Duncan, Gipson, Levis, Murphy, Skoronski, Vildor |
| 10/1 | vs. Cincinnati | Burks, Duncan, Gifford, Levis, Molden, Skoronski |
| 10/8 | at Indianapolis | Burks, Duncan, Gifford, Levis, Murphy, Tart |
| 10/15 | vs. Baltimore | Burks, Duncan, Gifford, Levis, Molden, Murphy, Tart |
| 10/29 | vs. Atlanta | Dowell, Duncan, McCreary, Murphy, Tannehill, Weaver, Whyte |
| 11/2 | at Pittsburgh | Dowell, Hubbard, Johnson, McCreary, Murphy, Tannehill |
| 11/12 | at Tampa Bay | Brunskill, Burks, Dowell, Murphy, Murphy-Bunting, Tannehill, Weaver |
| 11/19 | at Jacksonville | Burks, Dillard, Gipson, Murphy, Murphy-Bunting, Throckmorton, Willis |
| 11/26 | vs. Carolina | Burks, Edmunds, Gipson, Murphy, Willis |

DRIVE ENGINEERING
TITANS

| QB | Game | Drives Started | Drives Ended By . . . | | | | | | | | Points Yield | Points/ Drive | Drive Eff. | |
|-------------------------|--------------|----------------|-----------------------|-----------|-----------|-----------|----------|-----------|----------|----------|--------------|---------------|------------|--------------|
| | | | TD | FG | FGA | PNT | DWN | TRN | SAF | GM | | | | HLF |
| Tannehill | 9/10 at NO | 12 | 0 | 5 | 5 | 3 | 0 | 3 | 0 | 0 | 1 | 15 | 1.3 | 41.7% |
| | 9/17 LAC | 11 | 3 | 2 | 2 | 5 | 1 | 0 | 0 | 0 | 0 | 27 | 2.5 | 45.5% |
| | 9/24 at CLE | 9 | 0 | 1 | 1 | 7 | 0 | 0 | 0 | 0 | 1 | 3 | 0.3 | 11.1% |
| | 10/1 CIN | 9 | 3 | 2 | 2 | 2 | 0 | 1 | 0 | 1 | 0 | 27 | 3.0 | 55.6% |
| | 10/8 at IND | 8 | 1 | 3 | 3 | 1 | 1 | 1 | 0 | 0 | 1 | 16 | 2.0 | 50.0% |
| | 10/15 BAL | 8 | 1 | 2 | 2 | 4 | 0 | 1 | 0 | 0 | 0 | 13 | 1.6 | 37.5% |
| TANNEHILL TOTALS | | 57 | 8 | 15 | 15 | 22 | 2 | 6 | 0 | 1 | 3 | 101 | 1.8 | 40.4% |
| Willis | 9/24 at CLE | 1 | 0 | 0 | 0 | 0 | 0 | 0 | 0 | 1 | 0 | 0 | 0.0 | 0.0% |
| | 10/15 BAL | 2 | 0 | 1 | 1 | 1 | 0 | 0 | 0 | 0 | 0 | 3 | 1.5 | 50.0% |
| WILLIS TOTALS | | 3 | 0 | 1 | 1 | 1 | 0 | 0 | 0 | 1 | 0 | 3 | 1.0 | 33.3% |
| Levis | 10/29 ATL | 14 | 4 | 0 | 0 | 8 | 0 | 1 | 0 | 1 | 0 | 28 | 2.0 | 28.6% |
| | 11/2 at PIT | 9 | 1 | 3 | 3 | 3 | 1 | 1 | 0 | 0 | 0 | 16 | 1.8 | 44.4% |
| | 11/12 at TB | 11 | 0 | 2 | 3 | 4 | 2 | 1 | 0 | 0 | 1 | 6 | 0.5 | 18.2% |
| | 11/19 at JAX | 9 | 2 | 0 | 0 | 4 | 0 | 1 | 0 | 1 | 1 | 14 | 1.6 | 22.2% |
| | 11/26 CAR | 11 | 2 | 1 | 1 | 7 | 0 | 0 | 0 | 1 | 0 | 17 | 1.5 | 27.3% |
| LEVIS TOTALS | | 54 | 9 | 6 | 7 | 26 | 3 | 4 | 0 | 3 | 2 | 81 | 1.5 | 27.8% |
| TEAM TOTALS | | 114 | 17 | 22 | 23 | 49 | 5 | 10 | 0 | 5 | 5 | 185 | 1.6 | 34.2% |

OPPONENTS

| QB | Game | Drives Started | Drives Ended By . . . | | | | | | | | Points Yield | Points/ Drive | Drive Eff. | |
|--------------------------|--------------|----------------|-----------------------|-----------|-----------|-----------|----------|----------|----------|----------|--------------|---------------|------------|--------------|
| | | | TD | FG | FGA | PNT | DWN | TRN | SAF | GM | | | | HLF |
| Carr | 9/10 at NO | 12 | 1 | 3 | 3 | 5 | 0 | 2 | 0 | 1 | 0 | 16 | 1.3 | 33.3% |
| Herbert | 9/17 LAC | 11 | 2 | 3 | 3 | 6 | 0 | 0 | 0 | 0 | 0 | 24 | 2.2 | 45.5% |
| Watson/Thompson-Robinson | 9/24 at CLE | 9 | 3 | 2 | 2 | 3 | 0 | 1 | 0 | 0 | 0 | 27 | 3.0 | 55.6% |
| Burrow | 10/1 CIN | 9 | 0 | 1 | 1 | 5 | 1 | 1 | 0 | 0 | 1 | 3 | 0.3 | 11.1% |
| Richardson/Minshew II | 10/8 at IND | 8 | 2 | 3 | 3 | 1 | 1 | 0 | 0 | 1 | 0 | 23 | 2.9 | 62.5% |
| Jackson | 10/15 BAL | 12 | 1 | 6 | 6 | 3 | 0 | 1 | 0 | 1 | 0 | 24 | 2.0 | 58.3% |
| Ridder/Heinicke | 10/29 ATL | 14 | 2 | 3 | 3 | 6 | 1 | 1 | 0 | 0 | 1 | 23 | 1.6 | 35.7% |
| Pickett | 11/2 at PIT | 9 | 2 | 2 | 2 | 4 | 0 | 0 | 0 | 1 | 0 | 20 | 2.2 | 44.4% |
| Mayfield/Trask | 11/12 at TB | 11 | 2 | 2 | 2 | 5 | 0 | 1 | 0 | 1 | 0 | 20 | 1.8 | 36.4% |
| Lawrence/Beathard | 11/19 at JAX | 9 | 4 | 2 | 2 | 2 | 1 | 0 | 0 | 0 | 0 | 34 | 3.8 | 66.7% |
| Young | 11/26 CAR | 10 | 1 | 1 | 1 | 6 | 1 | 1 | 0 | 0 | 0 | 10 | 1.0 | 20.0% |
| | 12/3 IND | | | | | | | | | | | - | - | - |
| | 12/11 at MIA | | | | | | | | | | | - | - | - |
| | 12/17 HOU | | | | | | | | | | | - | - | - |
| | 12/24 SEA | | | | | | | | | | | - | - | - |
| | 12/31 at HOU | | | | | | | | | | | - | - | - |
| | 1/7 JAX | | | | | | | | | | | - | - | - |
| OPPONENTS TOTALS | | 114 | 20 | 28 | 28 | 46 | 5 | 8 | 0 | 5 | 2 | 224 | 2.0 | 42.1% |

THIRD DOWN EFFICIENCY

TITANS

| Game | THIRD DOWN AND ... | | | | | | | | | | | | TOTAL | | PCT. | | | | | | | | |
|---------------|--------------------|-----------|-----------|-----------|----------|----------|----------|-----------|----------|-----------|----------|----------|----------|-----------|----------|-----------|----------|----------|----------|-----------|-----------|------------|-------------|
| | 1 | 2 | 3 | 4 | 5 | 6 | 7 | 8 | 9 | 10+ | Made | Att. | | | | | | | | | | | |
| 9/10 at NO | 0 | 0 | 1 | 1 | 0 | 0 | 0 | 2 | 0 | 2 | 0 | 1 | 0 | 0 | 0 | 2 | 1 | 4 | 2 | 12 | 16.7 | | |
| 9/17 LAC | 0 | 0 | 3 | 3 | 0 | 0 | 3 | 5 | 0 | 1 | 0 | 0 | 0 | 1 | 0 | 2 | 0 | 2 | 6 | 13 | 46.2 | | |
| 9/24 at CLE | 0 | 0 | 1 | 1 | 0 | 1 | 0 | 1 | 0 | 1 | 0 | 0 | 0 | 1 | 0 | 0 | 1 | 7 | 2 | 12 | 16.7 | | |
| 10/1 CIN | 2 | 2 | 1 | 2 | 0 | 1 | 1 | 1 | 2 | 2 | 0 | 0 | 2 | 2 | 0 | 1 | 0 | 2 | 8 | 13 | 61.5 | | |
| 10/8 at IND | 2 | 2 | 1 | 2 | 0 | 1 | 0 | 0 | 0 | 0 | 1 | 3 | 0 | 0 | 1 | 2 | 0 | 0 | 2 | 5 | 12 | 41.7 | |
| 10/15 BAL | 0 | 1 | 0 | 1 | 0 | 1 | 0 | 0 | 0 | 1 | 0 | 0 | 1 | 0 | 2 | 0 | 2 | 0 | 0 | 1 | 9 | 11.1 | |
| 10/29 ATL | 4 | 4 | 0 | 0 | 0 | 1 | 1 | 3 | 0 | 0 | 0 | 1 | 0 | 2 | 0 | 2 | 0 | 0 | 0 | 2 | 15 | 33.3 | |
| 11/2 at PIT | 0 | 0 | 1 | 1 | 1 | 1 | 0 | 1 | 0 | 2 | 0 | 0 | 0 | 2 | 0 | 3 | 0 | 1 | 1 | 2 | 13 | 23.1 | |
| 11/12 at TB | 1 | 1 | 2 | 2 | 0 | 0 | 2 | 2 | 0 | 0 | 0 | 1 | 0 | 0 | 1 | 1 | 0 | 1 | 0 | 7 | 15 | 40.0 | |
| 11/19 at JAX | 0 | 0 | 0 | 1 | 1 | 1 | 0 | 0 | 0 | 1 | 0 | 0 | 1 | 4 | 0 | 0 | 0 | 0 | 0 | 2 | 7 | 28.6 | |
| 11/26 CAR | 1 | 1 | 0 | 0 | 1 | 1 | 0 | 2 | 0 | 1 | 0 | 0 | 0 | 1 | 0 | 1 | 0 | 0 | 4 | 2 | 11 | 18.2 | |
| 12/3 IND | | | | | | | | | | | | | | | | | | | | | | | |
| 12/11 at MIA | | | | | | | | | | | | | | | | | | | | | | | |
| 12/17 HOU | | | | | | | | | | | | | | | | | | | | | | | |
| 12/24 SEA | | | | | | | | | | | | | | | | | | | | | | | |
| 12/31 at HOU | | | | | | | | | | | | | | | | | | | | | | | |
| 1/7 JAX | | | | | | | | | | | | | | | | | | | | | | | |
| TOTALS | 10 | 11 | 10 | 14 | 3 | 8 | 7 | 15 | 2 | 11 | 1 | 7 | 4 | 13 | 2 | 13 | 0 | 8 | 3 | 32 | 42 | 132 | 31.8 |

| | Made | Att. | Pct. |
|------------------------------|------|------|------|
| Titans third down and 1 - 4: | 30 | 48 | 62.5 |
| Titans third down and 5 - 9: | 9 | 52 | 17.3 |
| Titans third down and 10+ : | 3 | 32 | 9.4 |

OPPONENTS

| Game | THIRD DOWN AND ... | | | | | | | | | | | | TOTAL | | PCT. | | | | | | | | |
|---------------|--------------------|-----------|----------|-----------|----------|-----------|----------|-----------|----------|-----------|----------|-----------|----------|-----------|----------|----------|----------|----------|----------|-----------|-----------|------------|-------------|
| | 1 | 2 | 3 | 4 | 5 | 6 | 7 | 8 | 9 | 10+ | Made | Att. | | | | | | | | | | | |
| 9/10 at NO | 1 | 2 | 0 | 0 | 1 | 1 | 1 | 1 | 1 | 3 | 0 | 1 | 0 | 1 | 1 | 5 | 1 | 5 | 7 | 16 | 43.8 | | |
| 9/17 LAC | 0 | 1 | 1 | 1 | 0 | 3 | 0 | 2 | 0 | 0 | 0 | 1 | 0 | 3 | 1 | 1 | 0 | 1 | 2 | 14 | 14.3 | | |
| 9/24 at CLE | 2 | 3 | 0 | 1 | 0 | 2 | 1 | 2 | 1 | 1 | 1 | 1 | 0 | 0 | 0 | 2 | 1 | 1 | 0 | 0 | 13 | 46.2 | |
| 10/1 CIN | 0 | 0 | 0 | 0 | 1 | 2 | 0 | 2 | 1 | 1 | 0 | 1 | 0 | 0 | 0 | 0 | 0 | 2 | 2 | 9 | 22.2 | | |
| 10/8 at IND | 2 | 2 | 0 | 1 | 0 | 1 | 1 | 1 | 2 | 2 | 2 | 0 | 0 | 0 | 0 | 1 | 1 | 3 | 8 | 13 | 61.5 | | |
| 10/15 BAL | 1 | 4 | 2 | 2 | 1 | 3 | 1 | 2 | 1 | 1 | 1 | 1 | 0 | 0 | 0 | 1 | 0 | 1 | 8 | 16 | 50.0 | | |
| 10/29 ATL | 1 | 1 | 0 | 1 | 1 | 1 | 0 | 1 | 0 | 1 | 1 | 2 | 0 | 1 | 0 | 1 | 0 | 0 | 1 | 6 | 15 | 26.7 | |
| 11/2 at PIT | 1 | 1 | 2 | 2 | 1 | 2 | 0 | 0 | 0 | 0 | 2 | 2 | 0 | 1 | 0 | 2 | 0 | 0 | 6 | 12 | 50.0 | | |
| 11/12 at TB | 2 | 2 | 0 | 0 | 2 | 2 | 0 | 0 | 1 | 2 | 1 | 2 | 0 | 1 | 0 | 2 | 1 | 3 | 7 | 15 | 46.7 | | |
| 11/19 at JAX | 0 | 1 | 1 | 2 | 1 | 2 | 0 | 1 | 0 | 2 | 0 | 0 | 1 | 2 | 0 | 0 | 0 | 1 | 1 | 2 | 12 | 33.3 | |
| 11/26 CAR | 0 | 2 | 1 | 2 | 0 | 0 | 2 | 3 | 0 | 1 | 0 | 0 | 0 | 0 | 0 | 0 | 0 | 0 | 6 | 16 | 37.5 | | |
| 12/3 IND | | | | | | | | | | | | | | | | | | | | | | | |
| 12/11 at MIA | | | | | | | | | | | | | | | | | | | | | | | |
| 12/17 HOU | | | | | | | | | | | | | | | | | | | | | | | |
| 12/24 SEA | | | | | | | | | | | | | | | | | | | | | | | |
| 12/31 at HOU | | | | | | | | | | | | | | | | | | | | | | | |
| 1/7 JAX | | | | | | | | | | | | | | | | | | | | | | | |
| TOTALS | 10 | 19 | 7 | 12 | 8 | 19 | 6 | 15 | 7 | 11 | 9 | 13 | 3 | 13 | 1 | 8 | 1 | 8 | 8 | 33 | 60 | 151 | 39.7 |

| | Made | Att. | Pct. |
|---------------------------------|------|------|------|
| Opponents third down and 1 - 4: | 31 | 65 | 47.7 |
| Opponents third down and 5 - 9: | 21 | 53 | 39.6 |
| Opponents third down and 10+ : | 8 | 33 | 24.2 |

INSIDE THE 20 EFFICIENCY

| Game | Results | Total | | | | | | | | | | | Total Points | Scoring Eff. | TD Eff. | | |
|---------------------|-------------|--------------|----|----|-----|-----|-----|-----|----|-----|------|-----|--------------|--------------|---------|--|--|
| | | Succ. / Att. | TD | FG | FGA | Int | Fum | Dwn | Gm | Hlf | Punt | | | | | | |
| 9/10 at NO | | | | | | | | | | | | | | | | | |
| Titans: | 3 3 3 | 3 / 3 | 0 | 3 | 3 | 0 | 0 | 0 | 0 | 0 | 0 | 0 | 9 | 100.0% | 0.0% | | |
| Opponents: | 3 3 7 Gm | 3 / 4 | 1 | 2 | 2 | 0 | 0 | 0 | 1 | 0 | 0 | 13 | 75.0% | 25.0% | | | |
| 9/17 LAC | | | | | | | | | | | | | | | | | |
| Titans: | 7 3 7 7 | 4 / 4 | 3 | 1 | 1 | 0 | 0 | 0 | 0 | 0 | 0 | 24 | 100.0% | 75.0% | | | |
| Opponents: | 3 8 3 7 3 | 5 / 5 | 2 | 3 | 3 | 0 | 0 | 0 | 0 | 0 | 0 | 24 | 100.0% | 40.0% | | | |
| 9/24 at CLE | | | | | | | | | | | | | | | | | |
| Titans: | 3 Hlf | 1 / 2 | 0 | 1 | 1 | 0 | 0 | 0 | 0 | 1 | 0 | 3 | 50.0% | 0.0% | | | |
| Opponents: | 7 7 | 2 / 2 | 2 | 0 | 0 | 0 | 0 | 0 | 0 | 0 | 0 | 14 | 100.0% | 100.0% | | | |
| 10/1 CIN | | | | | | | | | | | | | | | | | |
| Titans: | 7 7 3 Gm | 3 / 4 | 2 | 1 | 1 | 0 | 0 | 0 | 1 | 0 | 0 | 17 | 75.0% | 50.0% | | | |
| Opponents: | 3 | 1 / 1 | 0 | 1 | 1 | 0 | 0 | 0 | 0 | 0 | 0 | 3 | 100.0% | 0.0% | | | |
| 10/8 at IND | | | | | | | | | | | | | | | | | |
| Titans: | 3 7 3 Dwn | 3 / 4 | 1 | 2 | 2 | 0 | 0 | 1 | 0 | 0 | 0 | 13 | 75.0% | 25.0% | | | |
| Opponents: | 3 Dwn 7 3 3 | 4 / 5 | 1 | 3 | 3 | 0 | 0 | 1 | 0 | 0 | 0 | 16 | 80.0% | 20.0% | | | |
| 10/15 BAL | | | | | | | | | | | | | | | | | |
| Titans: | 3 3 7 3 | 4 / 4 | 1 | 3 | 3 | 0 | 0 | 0 | 0 | 0 | 0 | 16 | 100.0% | 25.0% | | | |
| Opponents: | 3 3 8 3 3 3 | 6 / 6 | 1 | 5 | 5 | 0 | 0 | 0 | 0 | 0 | 0 | 23 | 100.0% | 16.7% | | | |
| 10/29 ATL | | | | | | | | | | | | | | | | | |
| Titans: | 7 | 1 / 1 | 1 | 0 | 0 | 0 | 0 | 0 | 0 | 0 | 0 | 7 | 100.0% | 100.0% | | | |
| Opponents: | 3 7 7 | 3 / 3 | 2 | 1 | 1 | 0 | 0 | 0 | 0 | 0 | 0 | 17 | 100.0% | 66.7% | | | |
| 11/2 at PIT | | | | | | | | | | | | | | | | | |
| Titans: | 3 7 3 Int | 3 / 4 | 1 | 2 | 2 | 1 | 0 | 0 | 0 | 0 | 0 | 13 | 75.0% | 25.0% | | | |
| Opponents: | 7 3 3 7 | 4 / 4 | 2 | 2 | 2 | 0 | 0 | 0 | 0 | 0 | 0 | 20 | 100.0% | 50.0% | | | |
| 11/12 at TB | | | | | | | | | | | | | | | | | |
| Titans: | 3 3 | 2 / 2 | 0 | 2 | 2 | 0 | 0 | 0 | 0 | 0 | 0 | 6 | 100.0% | 0.0% | | | |
| Opponents: | 3 3 | 2 / 2 | 0 | 2 | 2 | 0 | 0 | 0 | 0 | 0 | 0 | 6 | 100.0% | 0.0% | | | |
| 11/19 at JAX | | | | | | | | | | | | | | | | | |
| Titans: | 7 | 1 / 1 | 1 | 0 | 0 | 0 | 0 | 0 | 0 | 0 | 0 | 7 | 100.0% | 100.0% | | | |
| Opponents: | 7 3 3 7 7 | 5 / 5 | 3 | 2 | 2 | 0 | 0 | 0 | 0 | 0 | 0 | 27 | 100.0% | 60.0% | | | |
| 11/26 CAR | | | | | | | | | | | | | | | | | |
| Titans: | 7 7 | 2 / 2 | 2 | 0 | 0 | 0 | 0 | 0 | 0 | 0 | 0 | 14 | 100.0% | 100.0% | | | |
| Opponents: | 7 | 1 / 1 | 1 | 0 | 0 | 0 | 0 | 0 | 0 | 0 | 0 | 7 | 100.0% | 100.0% | | | |
| 12/3 IND | | | | | | | | | | | | | | | | | |
| Titans: | | 0 / 0 | 0 | 0 | 0 | 0 | 0 | 0 | 0 | 0 | 0 | 0 | - | - | | | |
| Opponents: | | 0 / 0 | 0 | 0 | 0 | 0 | 0 | 0 | 0 | 0 | 0 | 0 | - | - | | | |
| 12/11 at MIA | | | | | | | | | | | | | | | | | |
| Titans: | | 0 / 0 | 0 | 0 | 0 | 0 | 0 | 0 | 0 | 0 | 0 | 0 | - | - | | | |
| Opponents: | | 0 / 0 | 0 | 0 | 0 | 0 | 0 | 0 | 0 | 0 | 0 | 0 | - | - | | | |
| 12/17 HOU | | | | | | | | | | | | | | | | | |
| Titans: | | 0 / 0 | 0 | 0 | 0 | 0 | 0 | 0 | 0 | 0 | 0 | 0 | - | - | | | |
| Opponents: | | 0 / 0 | 0 | 0 | 0 | 0 | 0 | 0 | 0 | 0 | 0 | 0 | - | - | | | |
| 12/24 SEA | | | | | | | | | | | | | | | | | |
| Titans: | | 0 / 0 | 0 | 0 | 0 | 0 | 0 | 0 | 0 | 0 | 0 | 0 | - | - | | | |
| Opponents: | | 0 / 0 | 0 | 0 | 0 | 0 | 0 | 0 | 0 | 0 | 0 | 0 | - | - | | | |
| 12/31 at HOU | | | | | | | | | | | | | | | | | |
| Titans: | | 0 / 0 | 0 | 0 | 0 | 0 | 0 | 0 | 0 | 0 | 0 | 0 | - | - | | | |
| Opponents: | | 0 / 0 | 0 | 0 | 0 | 0 | 0 | 0 | 0 | 0 | 0 | 0 | - | - | | | |
| 1/7 JAX | | | | | | | | | | | | | | | | | |
| Titans: | | 0 / 0 | 0 | 0 | 0 | 0 | 0 | 0 | 0 | 0 | 0 | 0 | - | - | | | |
| Opponents: | | 0 / 0 | 0 | 0 | 0 | 0 | 0 | 0 | 0 | 0 | 0 | 0 | - | - | | | |
| TOTALS | | | | | | | | | | | | | | | | | |
| Titans: | | 27 / 31 | 12 | 15 | 15 | 1 | 0 | 1 | 1 | 1 | 0 | 129 | 87.1% | 38.7% | | | |
| Opponents: | | 36 / 38 | 15 | 21 | 21 | 0 | 0 | 1 | 1 | 0 | 0 | 170 | 94.7% | 39.5% | | | |

GOAL-TO-GO SITUATIONS

| Game | Results | Total | | | | | | | | | | | Total Points | Scoring Eff. | TD Eff. | | |
|---------------------|---------|--------------|----|----|-----|-----|-----|-----|----|-----|------|---|--------------|--------------|---------|--------|--------|
| | | Succ. / Att. | TD | FG | FGA | Int | Fum | Dwn | Gm | Hlf | Punt | | | | | | |
| 9/10 at NO | | | | | | | | | | | | | | | | | |
| Titans: | | 0 / 0 | 0 | 0 | 0 | 0 | 0 | 0 | 0 | 0 | 0 | 0 | 0 | 0 | 0 | - | - |
| Opponents: Gm | | 0 / 1 | 0 | 0 | 0 | 0 | 0 | 0 | 0 | 1 | 0 | 0 | 0 | 0 | 0 | 0.0% | 0.0% |
| 9/17 LAC | | | | | | | | | | | | | | | | | |
| Titans: 7 7 | | 2 / 2 | 2 | 0 | 0 | 0 | 0 | 0 | 0 | 0 | 0 | 0 | 0 | 0 | 14 | 100.0% | 100.0% |
| Opponents: 3 | | 1 / 1 | 0 | 1 | 1 | 0 | 0 | 0 | 0 | 0 | 0 | 0 | 0 | 3 | 100.0% | 0.0% | |
| 9/24 at CLE | | | | | | | | | | | | | | | | | |
| Titans: | | 0 / 0 | 0 | 0 | 0 | 0 | 0 | 0 | 0 | 0 | 0 | 0 | 0 | 0 | - | - | |
| Opponents: 7 | | 1 / 1 | 1 | 0 | 0 | 0 | 0 | 0 | 0 | 0 | 0 | 0 | 0 | 7 | 100.0% | 100.0% | |
| 10/1 CIN | | | | | | | | | | | | | | | | | |
| Titans: 7 | | 1 / 1 | 1 | 0 | 0 | 0 | 0 | 0 | 0 | 0 | 0 | 0 | 0 | 7 | 100.0% | 100.0% | |
| Opponents: 3 | | 1 / 1 | 0 | 1 | 1 | 0 | 0 | 0 | 0 | 0 | 0 | 0 | 0 | 3 | 100.0% | 0.0% | |
| 10/8 at IND | | | | | | | | | | | | | | | | | |
| Titans: | | 0 / 0 | 0 | 0 | 0 | 0 | 0 | 0 | 0 | 0 | 0 | 0 | 0 | 0 | - | - | |
| Opponents: 7 | | 1 / 1 | 1 | 0 | 0 | 0 | 0 | 0 | 0 | 0 | 0 | 0 | 0 | 7 | 100.0% | 100.0% | |
| 10/15 BAL | | | | | | | | | | | | | | | | | |
| Titans: 3 3 | | 2 / 2 | 0 | 2 | 2 | 0 | 0 | 0 | 0 | 0 | 0 | 0 | 0 | 6 | 100.0% | 0.0% | |
| Opponents: 3 3 | | 2 / 2 | 0 | 2 | 2 | 0 | 0 | 0 | 0 | 0 | 0 | 0 | 0 | 6 | 100.0% | 0.0% | |
| 10/29 ATL | | | | | | | | | | | | | | | | | |
| Titans: | | 0 / 0 | 0 | 0 | 0 | 0 | 0 | 0 | 0 | 0 | 0 | 0 | 0 | 0 | - | - | |
| Opponents: 7 | | 1 / 1 | 1 | 0 | 0 | 0 | 0 | 0 | 0 | 0 | 0 | 0 | 0 | 7 | 100.0% | 100.0% | |
| 11/2 at PIT | | | | | | | | | | | | | | | | | |
| Titans: 7 | | 1 / 1 | 1 | 0 | 0 | 0 | 0 | 0 | 0 | 0 | 0 | 0 | 0 | 7 | 100.0% | 100.0% | |
| Opponents: 7 3 7 | | 3 / 3 | 2 | 1 | 1 | 0 | 0 | 0 | 0 | 0 | 0 | 0 | 0 | 17 | 100.0% | 66.7% | |
| 11/12 at TB | | | | | | | | | | | | | | | | | |
| Titans: 3 3 | | 2 / 2 | 0 | 2 | 2 | 0 | 0 | 0 | 0 | 0 | 0 | 0 | 0 | 6 | 100.0% | 0.0% | |
| Opponents: 3 | | 1 / 1 | 0 | 1 | 1 | 0 | 0 | 0 | 0 | 0 | 0 | 0 | 0 | 3 | 100.0% | 0.0% | |
| 11/19 at JAX | | | | | | | | | | | | | | | | | |
| Titans: 7 | | 1 / 1 | 1 | 0 | 0 | 0 | 0 | 0 | 0 | 0 | 0 | 0 | 0 | 7 | 100.0% | 100.0% | |
| Opponents: 7 7 7 | | 3 / 3 | 3 | 0 | 0 | 0 | 0 | 0 | 0 | 0 | 0 | 0 | 0 | 21 | 100.0% | 100.0% | |
| 11/26 CAR | | | | | | | | | | | | | | | | | |
| Titans: 7 | | 1 / 1 | 1 | 0 | 0 | 0 | 0 | 0 | 0 | 0 | 0 | 0 | 0 | 7 | 100.0% | 100.0% | |
| Opponents: | | 0 / 0 | 0 | 0 | 0 | 0 | 0 | 0 | 0 | 0 | 0 | 0 | 0 | 0 | - | - | |
| 12/3 IND | | | | | | | | | | | | | | | | | |
| Titans: | | 0 / 0 | 0 | 0 | 0 | 0 | 0 | 0 | 0 | 0 | 0 | 0 | 0 | 0 | - | - | |
| Opponents: | | 0 / 0 | 0 | 0 | 0 | 0 | 0 | 0 | 0 | 0 | 0 | 0 | 0 | 0 | - | - | |
| 12/11 at MIA | | | | | | | | | | | | | | | | | |
| Titans: | | 0 / 0 | 0 | 0 | 0 | 0 | 0 | 0 | 0 | 0 | 0 | 0 | 0 | 0 | - | - | |
| Opponents: | | 0 / 0 | 0 | 0 | 0 | 0 | 0 | 0 | 0 | 0 | 0 | 0 | 0 | 0 | - | - | |
| 12/17 HOU | | | | | | | | | | | | | | | | | |
| Titans: | | 0 / 0 | 0 | 0 | 0 | 0 | 0 | 0 | 0 | 0 | 0 | 0 | 0 | 0 | - | - | |
| Opponents: | | 0 / 0 | 0 | 0 | 0 | 0 | 0 | 0 | 0 | 0 | 0 | 0 | 0 | 0 | - | - | |
| 12/24 SEA | | | | | | | | | | | | | | | | | |
| Titans: | | 0 / 0 | 0 | 0 | 0 | 0 | 0 | 0 | 0 | 0 | 0 | 0 | 0 | 0 | - | - | |
| Opponents: | | 0 / 0 | 0 | 0 | 0 | 0 | 0 | 0 | 0 | 0 | 0 | 0 | 0 | 0 | - | - | |
| 12/31 at HOU | | | | | | | | | | | | | | | | | |
| Titans: | | 0 / 0 | 0 | 0 | 0 | 0 | 0 | 0 | 0 | 0 | 0 | 0 | 0 | 0 | - | - | |
| Opponents: | | 0 / 0 | 0 | 0 | 0 | 0 | 0 | 0 | 0 | 0 | 0 | 0 | 0 | 0 | - | - | |
| 1/7 JAX | | | | | | | | | | | | | | | | | |
| Titans: | | 0 / 0 | 0 | 0 | 0 | 0 | 0 | 0 | 0 | 0 | 0 | 0 | 0 | 0 | - | - | |
| Opponents: | | 0 / 0 | 0 | 0 | 0 | 0 | 0 | 0 | 0 | 0 | 0 | 0 | 0 | 0 | - | - | |
| TOTALS | | | | | | | | | | | | | | | | | |
| Titans: | | 10 / 10 | 6 | 4 | 4 | 0 | 0 | 0 | 0 | 0 | 0 | 0 | 0 | 54 | 100.0% | 60.0% | |
| Opponents: | | 14 / 15 | 8 | 6 | 6 | 0 | 0 | 0 | 1 | 0 | 0 | 0 | 74 | 93.3% | 53.3% | | |

TAKEAWAYS & GIVEAWAYS

TITANS TAKEAWAYS

| Game | Qtr | Scrim. | Player | Turnover | Caused by | Takeaway | at | Ret. Yds. | Results | Pts. |
|---------------|-----|--------|-------------|--------------|-------------------|-------------------|--------|-----------|------------|------|
| 9/10 at NO | 1 | TEN 35 | R. Shaheed | Fumble | A. Hooker | A. Hooker | NO 24 | 0 | Field Goal | 3 |
| 9/10 at NO | 2 | TEN 31 | D. Carr | Interception | | A. Hooker | TEN 12 | 10 | Half | 0 |
| 9/24 at CLE | 1 | CLE 28 | E. Moore | Fumble | S. Murphy-Bunting | S. Murphy-Bunting | CLE 22 | 5 | Field Goal | 3 |
| 10/1 vs. CIN | 3 | TEN 37 | J. Burrow | Fumble | T. Gipson | K. Byard | TEN 45 | 0 | Punt | 0 |
| 10/15 vs. BAL | 3 | BAL 26 | L. Jackson | Interception | | S. Murphy-Bunting | BAL 35 | 10 | Touchdown | 7 |
| 10/29 vs. ATL | 2 | ATL 40 | D. Ridder | Fumble | J. Simmons | A. Al-Shaair | ATL 33 | 0 | Touchdown | 7 |
| 11/12 at TB | 1 | TEN 42 | B. Mayfield | Interception | | R. McCreary | TEN -1 | 18 | Punt | 0 |
| 11/26 vs. CAR | 2 | CAR 25 | B. Young | Fumble | A. Key | J. Simmons | CAR 17 | 2 | Touchdown | 7 |

Takeaway Season Totals:

| No. | Takeaways resulted in ... | | | | | | | | | Game | Half | Pts. |
|-----|---------------------------|----|---------|------|-------|------|------|------|---|------|------|------|
| | TD | FG | FG Att. | Punt | Downs | Int. | Fum. | Saf. | | | | |
| 8 | 3 | 2 | 2 | 2 | 0 | 0 | 0 | 0 | 0 | 0 | 1 | 27 |

TITANS GIVEAWAYS

| Game | Qtr | Scrim. | Player | Turnover | Caused by | Takeaway | at | Ret. Yds. | Results | Pts. |
|---------------|-----|--------|--------------|--------------|-------------|--------------|--------|-----------|------------|------|
| 9/10 at NO | 2 | TEN 30 | R. Tannehill | Interception | | M. Lattimore | NO 41 | 0 | Punt | 0 |
| 9/10 at NO | 3 | NO 47 | R. Tannehill | Interception | I. Yiadom | M. Maye | NO 1 | 5 | Field Goal | 3 |
| 9/10 at NO | 3 | TEN 16 | R. Tannehill | Interception | | P. Adebo | TEN 33 | 0 | Touchdown | 7 |
| 10/1 vs. CIN | 4 | CIN 46 | R. Tannehill | Interception | | D. Hill | CIN 9 | 0 | Downs | 0 |
| 10/8 at IND | 4 | TEN 40 | R. Tannehill | Interception | | J. Blackmon | IND 42 | 10 | Game | 0 |
| 10/15 vs. BAL | 2 | TEN 46 | K. Phillips | Fumble | | D. Phillips | TEN 11 | 0 | Field Goal | 3 |
| 10/15 vs. BAL | 3 | BAL 48 | R. Tannehill | Interception | | G. Stone | BAL 20 | 24 | Field Goal | 3 |
| 10/29 vs. ATL | 1 | TEN 37 | M. Willis | Fumble | | C. Campbell | TEN 28 | 0 | Field Goal | 3 |
| 11/2 at PIT | 4 | PIT 19 | W. Levis | Interception | | K. Alexander | PIT -1 | 0 | Game | 0 |
| 11/12 at TB | 4 | TEN 48 | W. Levis | Interception | | A. Winfield | TEN 42 | 28 | Punt | 0 |
| 11/19 at JAX | 1 | JAX 38 | W. Levis | Fumble | | F. Oluokun | JAX 43 | 0 | Touchdown | 7 |
| 11/19 at JAX | 4 | JAX 30 | E. Garrow | Fumble | R. Maticcik | R. Maticcik | TEN 36 | 0 | Touchdown | 7 |

Giveaway Season Totals:

| No. | Giveaways resulted in ... | | | | | | | | | Game | Half | Pts. |
|-----|---------------------------|----|---------|------|-------|------|------|------|---|------|------|------|
| | TD | FG | FG Att. | Punt | Downs | Int. | Fum. | Saf. | | | | |
| 12 | 3 | 4 | 4 | 2 | 1 | 0 | 0 | 0 | 0 | 2 | 0 | 33 |

FIRST DOWNS EARNED

Total first downs earned (parentheses indicates number earned on third or fourth down)

| NAME | RUSHING | PASSING | RECEIVING | PENALTY | TOTAL |
|-----------------------|----------------|----------------|------------------|----------------|-----------------|
| Ryan Tannehill | 2 | 49 (18) | | | 51 (18) |
| Will Levis | 3 (3) | 44 (12) | | | 47 (15) |
| Derrick Henry | 38 (9) | 1 (1) | 4 (1) | | 43 (11) |
| DeAndre Hopkins | | | 32 (10) | | 32 (10) |
| PENALTY | | | | 30 (13) | 30 (13) |
| Tyjae Spears | 12 (3) | | 7 (6) | | 19 (9) |
| Nick Westbrook-Ikhine | | | 15 (4) | | 15 (4) |
| Chig Okonkwo | 1 (1) | | 10 (3) | | 11 (4) |
| Chris Moore | 1 | | 8 (2) | | 9 (2) |
| Josh Whyle | | | 7 (3) | | 7 (3) |
| Kyle Philips | | | 7 (2) | | 7 (2) |
| Treylon Burks | | | 3 | | 3 (0) |
| Malik Willis | 1 | 1 (1) | | | 2 (1) |
| Jeffery Simmons | | | 1 | | 1 (0) |
| Amani Hooker | 1 (1) | | | | 1 (1) |
| Trevon Wesco | | | 1 (1) | | 1 (1) |
| TITANS TOTALS | 59 (17) | 95 (32) | 95 (32) | 30 (13) | 279 (94) |

Note: One first down awarded to both passer and receiver on passes resulting in first down.

KICKOFF ANALYSIS

TITANS

| FOLK | No. | No. In EZ | TB | Opp. Ret. | Ret. Yds. | Ret. Avg. | FC | Squib | Out of Bounds | Onside Rec. / Att. |
|--------------------|-----------|--------------|-----------|--------------|--------------|--------------|----------|----------|------------------|-----------------------|
| 9/10 at NO | 6 | 2 | 1 | 5 | 110 | 22.0 | 0 | 0 | 0 | 0 / 0 |
| 9/17 LAC | 5 | 4 | 4 | 1 | 24 | 24.0 | 0 | 0 | 0 | 0 / 0 |
| 9/24 at CLE | 2 | 2 | 1 | 1 | 26 | 26.0 | 0 | 0 | 0 | 0 / 0 |
| 10/1 CIN | 6 | 5 | 5 | 1 | 25 | 25.0 | 0 | 1 | 0 | 0 / 0 |
| 10/8 at IND | 5 | 3 | 3 | 1 | 19 | 19.0 | 1 | 0 | 0 | 0 / 0 |
| 10/15 BAL | 5 | 4 | 2 | 2 | 41 | 20.5 | 0 | 0 | 0 | 0 / 1 |
| 10/29 ATL | 5 | 4 | 3 | 2 | 39 | 19.5 | 0 | 0 | 0 | 0 / 0 |
| 11/2 at PIT | 4 | 3 | 2 | 2 | 42 | 21.0 | 0 | 0 | 0 | 0 / 0 |
| 11/12 at TB | 3 | 3 | 3 | 0 | 0 | - | 0 | 0 | 0 | 0 / 0 |
| 11/19 at JAX | 3 | 1 | 1 | 1 | 18 | 18.0 | 0 | 0 | 0 | 0 / 1 |
| 11/26 CAR | 3 | 1 | 0 | 3 | 71 | 23.7 | 0 | 0 | 0 | 0 / 0 |
| 12/3 IND | | | | | | - | | | | / |
| 12/11 at MIA | | | | | | - | | | | / |
| 12/17 HOU | | | | | | - | | | | / |
| 12/24 SEA | | | | | | - | | | | / |
| 12/31 at HOU | | | | | | - | | | | / |
| 1/7 JAX | | | | | | - | | | | / |
| FOLK TOTALS | 47 | 32 | 25 | 19 | 415 | 21.8 | 1 | 1 | 0 | 0 / 2 |
| TEAM TOTALS | 47 | 32 | 25 | 19 | 415 | 21.8 | 1 | 1 | 0 | 0 / 2 |

OPPONENTS

| | No. | No. In EZ | TB | Titans Ret. | Ret. Yds. | Ret. Avg. | FC | Squib | Out of Bounds | Onside Rec. / Att. |
|---------------|-----------|--------------|-----------|----------------|--------------|--------------|----------|----------|------------------|-----------------------|
| 9/10 at NO | 5 | 5 | 5 | 0 | 0 | - | 0 | 0 | 0 | 0 / 0 |
| 9/17 LAC | 5 | 5 | 5 | 0 | 0 | - | 0 | 0 | 0 | 0 / 0 |
| 9/24 at CLE | 6 | 5 | 4 | 1 | 21 | 21.0 | 1 | 0 | 0 | 0 / 0 |
| 10/1 CIN | 2 | 1 | 1 | 1 | 16 | 16.0 | 0 | 0 | 0 | 0 / 0 |
| 10/8 at IND | 6 | 4 | 4 | 1 | 12 | 12.0 | 1 | 0 | 0 | 0 / 0 |
| 10/15 BAL | 7 | 6 | 6 | 0 | 0 | - | 1 | 0 | 0 | 0 / 0 |
| 10/29 ATL | 6 | 5 | 5 | 1 | 13 | 13.0 | 0 | 1 | 0 | 0 / 0 |
| 11/2 at PIT | 5 | 1 | 1 | 2 | 46 | 23.0 | 2 | 0 | 0 | 0 / 0 |
| 11/12 at TB | 5 | 4 | 4 | 0 | 0 | - | 1 | 0 | 0 | 0 / 0 |
| 11/19 at JAX | 7 | 6 | 3 | 4 | 81 | 20.3 | 0 | 0 | 0 | 0 / 0 |
| 11/26 CAR | 3 | 3 | 0 | 3 | 75 | 25.0 | 0 | 0 | 0 | 0 / 0 |
| 12/3 IND | | | | | | - | | | | / |
| 12/11 at MIA | | | | | | - | | | | / |
| 12/17 HOU | | | | | | - | | | | / |
| 12/24 SEA | | | | | | - | | | | / |
| 12/31 at HOU | | | | | | - | | | | / |
| 1/7 JAX | | | | | | - | | | | / |
| TOTALS | 57 | 45 | 38 | 13 | 264 | 20.3 | 6 | 1 | 0 | 0 / 0 |

INSTANT REPLAY ANALYSIS

CHALLENGES BY TITANS

| Game | Qtr | Time | Dwn | Dist | Play | Review Result | Explanation |
|---------------|-----|-------|-----|------|--|---------------|---|
| 9/10 at NO | 1 | 15:00 | 1 | 10 | R. Shaheed fumble recovered by A. Hooker out of bounds | Reversed | A. Hooker fumble recovered inbounds at NO 24 |
| 9/10 at NO | 2 | 7:45 | 3 | 10 | D. Carr pass intended for M. Thomas defended by A. Key | Upheld | No fumble forced by A. Key; arm going forward |
| 9/17 vs. LAC | | | | | (none) | | |
| 9/24 at CLE | | | | | (none) | | |
| 10/1 vs. CIN | | | | | (none) | | |
| 10/8 at IND | | | | | (none) | | |
| 10/15 vs. BAL | | | | | (none) | | |
| 10/29 vs. ATL | | | | | (none) | | |
| 11/2 at PIT | | | | | (none) | | |
| 11/12 at TB | 3 | 12:21 | 2 | 10 | B. Mayfield 32-yard pass to T. Palmer to TEN 19 | Reversed | B. Mayfield pass incomplete to T. Palmer |
| 11/19 at JAX | | | | | (none) | | |
| 11/26 vs. CAR | 2 | 10:16 | 4 | 3 | B. Young 13-yard pass to S. Sullivan for first down | Upheld | S. Sullivan secured the catch |

Total challenges by Titans: 4

Calls reversed: 2

CHALLENGES BY OPPONENTS

| Game | Qtr | Time | Dwn | Dist | Play | Review Result | Explanation |
|---------------|-----|------|-----|------|---|---------------|--|
| 9/10 at NO | 2 | 7:59 | 1 | 10 | D. Carr pass incomplete to R. Shaheed in end zone | Upheld | R. Shaheed didn't secure the ball inbounds |
| 9/17 vs. LAC | 2 | 8:29 | 3 | 4 | J. Herbert pass incomplete to J. Palmer in end zone | Upheld | J. Palmer didn't get both feet inbounds |
| 9/24 at CLE | | | | | (none) | | |
| 10/1 vs. CIN | | | | | (none) | | |
| 10/8 at IND | | | | | (none) | | |
| 10/15 vs. BAL | | | | | (none) | | |
| 10/29 vs. ATL | | | | | (none) | | |
| 11/2 at PIT | | | | | (none) | | |
| 11/12 at TB | | | | | (none) | | |
| 11/19 at JAX | | | | | (none) | | |
| 11/26 vs. CAR | | | | | (none) | | |

Total challenges by Opponents: 2

Calls reversed: 0

CHALLENGES BY REVIEW ASSISTANT

| Game | Qtr | Time | Dwn | Dist | Play | Review Result | Explanation |
|---------------|-----|-------|-----|------|---|---------------|--|
| 9/10 at NO | 2 | 1:06 | 2 | 2 | C. Olave 7-yard reception to TEN 33 for first down | Upheld | C. Olave secured the catch along the sideline |
| 9/10 at NO | 4 | 1:55 | 3 | 6 | R. Shaheed 41-yard reception to TEN 26 for first down | Upheld | R. Shaheed got both feet inbounds along the sideline |
| 9/17 vs. LAC | 5 | 7:31 | 3 | 2 | D. Henry 2-yard run for first down | Upheld | D. Henry reached the line to gain for first down |
| 9/24 at CLE | 2 | 1:00 | 1 | 10 | R. Tannehill pass incomplete to D. Hopkins along sideline | Upheld | D. Hopkins didn't get both feet inbounds |
| 10/1 vs. CIN | 2 | 15:00 | 1 | 5 | J. Burrow sacked for 9-yard loss, fumble recovered by TEN | Reversed | J. Burrow incomplete pass, arm was going forward |
| 10/8 at IND | | | | | (none) | | |
| 10/15 vs. BAL | | | | | (none) | | |
| 10/29 vs. ATL | 3 | 7:32 | 4 | 3 | W. Levis 2-yard pass to T. Burks short of first down | Reversed | T. Burks 3-yard reception to ATL 39 for first down |
| 11/2 at PIT | | | | | (none) | | |
| 11/12 at TB | 2 | 1:22 | 2 | 7 | B. Mayfield fumble recovered by T. Wirfs at TEN 41 | Upheld | B. Mayfield did fumble; TB ball at TEN 41 |
| 11/19 at JAX | | | | | (none) | | |
| 11/26 vs. CAR | | | | | (none) | | |

Total reviews by Assistant: 7

Calls reversed: 2



TENNESSEE TITANS

**LAST WEEK'S
PLAY-BY-PLAY**

National Football League Game Summary

NFL Copyright © 2023 by The National Football League. All rights reserved. This summary and play-by-play is for the express purpose of assisting media in their coverage of the game; any other use of this material is prohibited without the written permission of the National Football League.

Date: Sunday, 11/26/2023

Carolina Panthers at Tennessee Titans

Start Time: 12:03 PM CST

at Nissan Stadium, Nashville, TN

Game Day Weather

Game Weather: Cloudy
Open Stadium on Field Turf

Temp: 51° F (10.6° C) Humidity: 82%, Wind: SW 13 mph
Outdoor Weather: Cloudy

Officials

Referee: Torbert, Ronald (62) Umpire: Anderson, Barry (20) Down Judge: Causey, Max (21)
Line Judge: Chaka, Maia (100) Field Judge: Dickson, Ryan (25) Side Judge: Washington, Keith (7)
Back Judge: Josselyn, Tony (67) Replay Official: Young-Seigler, Artenzia (0)

Lineups

| Carolina Panthers | | | Tennessee Titans | | | | |
|-------------------|-----------|---------|------------------|-------|--------------------|--------|------------------|
| Offense | | Defense | Offense | | Defense | | |
| WR 15 | J.Mingo | DE 96 | D.Williams | WR 11 | C.Moore | DT 93 | T.Tart |
| LT 79 | I.Ekwonu | DT 99 | S.Tuttle | WR 15 | N.Westbrook-Ikhine | DT 98 | J.Simmons |
| LG 62 | C.Zavala | DE 95 | Der.Brown | LT 79 | J.Duncan | DL 96 | D.Autry |
| C 56 | B.Bozeman | OLB 0 | B.Burns | LG 77 | P.Skoronski | DE 69 | T.McLendon |
| RG 64 | B.Toth | OLB 98 | M.Haynes | C 55 | A.Brewer | OLB 58 | H.Landry |
| RT 72 | T.Moton | LB 49 | F.Luvu | RG 60 | D.Brunskill | ILB 2 | A.Al-Shaair |
| TE 80 | I.Thomas | LB 54 | K.Grugier-Hill | RT 75 | D.Radunz | LB 50 | J.Gibbens |
| TE 82 | T.Tremble | CB 26 | D.Jackson | RB 22 | D.Henry | CB 26 | K.Fulton |
| WR 19 | A.Thielen | DB 20 | D.Long | WR 10 | D.Hopkins | CB 0 | S.Murphy-Bunting |
| QB 9 | B.Young | S 25 | X.Woods | TE 88 | T.Wesco | S 35 | K.Wallace |
| RB 30 | C.Hubbard | S 24 | V.Bell | QB 8 | W.Levis | S 37 | A.Hooker |

Substitutions

K 4 E.Pineiro, WR 5 L.Shenault, RB 6 M.Sanders, P 10 J.Hekker, WR 11 I. Smith-Marsette, CB 13 T.Hill, WR 17 D.Chark, S 22 J.Robinson, S 27 A.Cook, CB 29 D.Jamison, CB 31 L.Jackson, LB 33 T.Davis, LB 40 D.Jones, S 42 S.Franklin, LS 44 J.Jansen, OLB 46 E.Leota, OLB 52 D.Johnson, G 66 N.Jensen, G 68 C.Mays, OT 74 D.Sharpe, TE 84 S.Sullivan, OLB 90 A.Barno, DT 91 N.Thurman, DT 93 L.Ray, DE 94 C.Wormley

Did Not Play

QB 14 A.Dalton

Not Active

RB 3 R.Blackshear, CB 23 C.Henderson, T 61 R.Lee, TE 81 H.Hurst, WR 88 T.Marshall

Substitutions

P 4 R.Stonehouse, K 6 N.Folk, WR 14 C.Dowell, WR 18 K.Phillips, CB 21 R.McCreary, CB 23 T.Avery, DB 24 E.Molden, RB 32 T.Spears, DB 33 E.Garror, CB 40 A.Kendall, S 44 M.Brown, LS 46 M.Cox, OLB 49 A.Key, LB 52 J.Jones, LB 56 M.Rice, LB 57 L.Gifford, C/G 62 C.Levin, T 71 A.Dillard, OL 72 C.Throckmorton, TE 81 J.Whyle, TE 85 C.Okonkwo, TE 86 K.Rader, DT 90 R.Blacklock, DT 95 K.Peko, OLB 99 R.Weaver

Did Not Play

QB 17 R.Tannehill

Not Active

3QB 7 M.Willis, WR 16 T.Burks, S 38 T.Edmunds, OLB 42 C.Murphy, OLB 51 T.Gipson

Field Goals (made () & missed)

| | E.Pineiro (50) | N.Folk (53) | 1 | 2 | 3 | 4 | OT | Total |
|----------|-------------------|-------------|---|----|---|---|----|-------|
| VISITOR: | Carolina Panthers | | 0 | 3 | 7 | 0 | 0 | 10 |
| HOME: | Tennessee Titans | | 7 | 10 | 0 | 0 | 0 | 17 |

Scoring Plays

| Team | Qtr | Time | Play Description (Extra Point) (Drive Info) | Visitor | Home |
|----------|-----|------|--|---------|------|
| Titans | 1 | 0:34 | D.Henry 1 yd. run (N.Folk kick) (15-91, 9:36) | 0 | 7 |
| Panthers | 2 | 8:51 | E.Pineiro 50 yd. Field Goal (14-47, 6:43) | 3 | 7 |
| Titans | 2 | 2:27 | D.Henry 10 yd. run (N.Folk kick) (2-15, 0:39) | 3 | 14 |
| Titans | 2 | 0:00 | N.Folk 53 yd. Field Goal (5-27, 0:28) | 3 | 17 |
| Panthers | 3 | 8:06 | C.Hubbard 5 yd. run (E.Pineiro kick) (11-67, 6:54) | 10 | 17 |

Paid Attendance: 62,493

Time: 3:01

Carolina Panthers vs Tennessee Titans
11/26/2023 at Nissan Stadium

Final Individual Statistics

Carolina Panthers

Tennessee Titans

| RUSHING | | | | | | RUSHING | | | | | |
|-----------|-----|-----|-----|----|----|----------|-----|-----|------|----|----|
| | ATT | YDS | AVG | LG | TD | | ATT | YDS | AVG | LG | TD |
| C.Hubbard | 14 | 45 | 3.2 | 15 | 1 | D.Henry | 18 | 76 | 4.2 | 18 | 2 |
| M.Sanders | 15 | 28 | 1.9 | 15 | 0 | T.Spears | 2 | 6 | 3.0 | 8 | 0 |
| B.Young | 3 | 23 | 7.7 | 11 | 0 | C.Moore | 1 | 1 | 1.0 | 1 | 0 |
| | | | | | | W.Levis | 3 | -3 | -1.0 | -1 | 0 |
| Total | 32 | 96 | 3.0 | 15 | 1 | Total | 24 | 80 | 3.3 | 18 | 2 |

| PASSING | | | | | | | | | PASSING | | | | | | | | |
|---------|-----|-----|-----|-------|----|----|----|------|---------|-----|-----|-----|-------|----|----|----|------|
| | ATT | CMP | YDS | SK/YD | TD | LG | IN | RT | | ATT | CMP | YDS | SK/YD | TD | LG | IN | RT |
| B.Young | 31 | 18 | 194 | 4/32 | 0 | 25 | 0 | 76.5 | W.Levis | 28 | 18 | 185 | 1/1 | 0 | 25 | 0 | 83.2 |
| Total | 31 | 18 | 194 | 4/32 | 0 | 25 | 0 | 76.5 | Total | 28 | 18 | 185 | 1/1 | 0 | 25 | 0 | 83.2 |

| PASS RECEIVING | | | | | | | PASS RECEIVING | | | | | | |
|------------------|-----|-----|-----|------|----|----|--------------------|-----|-----|-----|------|----|----|
| | TAR | REC | YDS | AVG | LG | TD | | TAR | REC | YDS | AVG | LG | TD |
| C.Hubbard | 5 | 5 | 47 | 9.4 | 25 | 0 | C.Okonkwo | 5 | 4 | 45 | 11.3 | 25 | 0 |
| J.Mingo | 6 | 4 | 60 | 15.0 | 24 | 0 | N.Westbrook-Ikhine | 5 | 4 | 41 | 10.3 | 18 | 0 |
| D.Chark | 4 | 3 | 34 | 11.3 | 19 | 0 | D.Hopkins | 5 | 3 | 49 | 16.3 | 19 | 0 |
| I.Smith-Marsette | 1 | 1 | 14 | 14.0 | 14 | 0 | C.Moore | 4 | 3 | 41 | 13.7 | 22 | 0 |
| S.Sullivan | 1 | 1 | 13 | 13.0 | 13 | 0 | J.Whyle | 1 | 1 | 11 | 11.0 | 11 | 0 |
| I.Thomas | 1 | 1 | 9 | 9.0 | 9 | 0 | T.Spears | 3 | 1 | 1 | 1.0 | 1 | 0 |
| L.Shenault | 1 | 1 | 8 | 8.0 | 8 | 0 | D.Henry | 2 | 1 | 0 | 0.0 | 0 | 0 |
| T.Tremble | 1 | 1 | 7 | 7.0 | 7 | 0 | K.Philips | 2 | 1 | -3 | -3.0 | -3 | 0 |
| A.Thielen | 3 | 1 | 2 | 2.0 | 2 | 0 | | | | | | | |
| M.Sanders | 1 | 0 | 0 | 0.0 | 0 | 0 | | | | | | | |
| Total | 24 | 18 | 194 | 10.8 | 25 | 0 | Total | 27 | 18 | 185 | 10.3 | 25 | 0 |

| INTERCEPTIONS | | | | | | INTERCEPTIONS | | | | | |
|---------------|----|-----|-----|----|----|---------------|----|-----|-----|----|----|
| | NO | YDS | AVG | LG | TD | | NO | YDS | AVG | LG | TD |
| Total | 0 | 0 | 0 | 0 | 0 | Total | 0 | 0 | 0 | 0 | 0 |

| PUNTING | | | | | | | | PUNTING | | | | | | | |
|----------|----|-----|------|------|----|------|----|--------------|----|-----|------|------|----|------|----|
| | NO | YDS | AVG | NET | TB | IN20 | LG | | NO | YDS | AVG | NET | TB | IN20 | LG |
| J.Hekker | 6 | 282 | 47.0 | 41.0 | 1 | 2 | 58 | R.Stonehouse | 7 | 376 | 53.7 | 46.7 | 2 | 5 | 71 |
| Total | 6 | 282 | 47.0 | 41.0 | 1 | 2 | 58 | Total | 7 | 376 | 53.7 | 46.7 | 2 | 5 | 71 |

| PUNT RETURNS | | | | | | | PUNT RETURNS | | | | | | |
|------------------|----|-----|-----|----|----|----|-----------------|----|-----|-----|----|----|----|
| | NO | YDS | AVG | FC | LG | TD | | NO | YDS | AVG | FC | LG | TD |
| I.Smith-Marsette | 2 | 9 | 4.5 | 2 | 6 | 0 | E.Garror | 2 | 16 | 8.0 | 1 | 11 | 0 |
| [DOWNED] | 1 | 0 | 0.0 | 0 | 0 | 0 | [DOWNED] | 1 | 0 | 0.0 | 0 | 0 | 0 |
| [TOUCHBACK] | 2 | 0 | 0.0 | 0 | 0 | 0 | [OUT OF BOUNDS] | 1 | 0 | 0.0 | 0 | 0 | 0 |
| | | | | | | | [TOUCHBACK] | 1 | 0 | 0.0 | 0 | 0 | 0 |
| Total | 2 | 9 | 4.5 | 2 | 6 | 0 | Total | 2 | 16 | 8.0 | 1 | 11 | 0 |

| KICKOFF RETURNS | | | | | | | KICKOFF RETURNS | | | | | | |
|-----------------|----|-----|------|----|----|----|-----------------|----|-----|------|----|----|----|
| | NO | YDS | AVG | FC | LG | TD | | NO | YDS | AVG | FC | LG | TD |
| D.Jamison | 2 | 40 | 20.0 | 0 | 22 | 0 | T.Spears | 2 | 54 | 27.0 | 0 | 33 | 0 |
| L.Shenault | 1 | 31 | 31.0 | 0 | 31 | 0 | C.Moore | 1 | 21 | 21.0 | 0 | 21 | 0 |
| Total | 3 | 71 | 23.7 | 0 | 31 | 0 | Total | 3 | 75 | 25.0 | 0 | 33 | 0 |

Carolina Panthers

| FUMBLES | | | | | | | | | | | | |
|---------|-----|------|---------|-----|----|--------|---------|-----|----|---------|--|--|
| | FUM | LOST | OWN-REC | YDS | TD | FORCED | OPP-REC | YDS | TD | OUT-BDS | | |
| B.Young | 1 | 1 | 0 | 0 | 0 | 0 | 0 | 0 | 0 | 0 | | |
| Total | 1 | 1 | 0 | 0 | 0 | 0 | 0 | 0 | 0 | 0 | | |

Tennessee Titans

| FUMBLES | | | | | | | | | | | | |
|-----------|-----|------|---------|-----|----|--------|---------|-----|----|---------|--|--|
| | FUM | LOST | OWN-REC | YDS | TD | FORCED | OPP-REC | YDS | TD | OUT-BDS | | |
| A.Key | 0 | 0 | 0 | 0 | 0 | 1 | 0 | 0 | 0 | 0 | | |
| J.Simmons | 0 | 0 | 0 | 0 | 0 | 0 | 1 | 2 | 0 | 0 | | |
| Total | 0 | 0 | 0 | 0 | 0 | 1 | 1 | 2 | 0 | 0 | | |

Final Team Statistics

| | Visitor Panthers | Home Titans |
|--|---------------------|----------------|
| TOTAL FIRST DOWNS | 19 | 15 |
| By Rushing | 8 | 6 |
| By Passing | 7 | 9 |
| By Penalty | 4 | 0 |
| THIRD DOWN EFFICIENCY | 6-16-37.5% | 2-11-18.2% |
| FOURTH DOWN EFFICIENCY | 2-3-66.7% | 1-1-100.0% |
| TOTAL NET YARDS | 258 | 264 |
| Total Offensive Plays (inc. times thrown passing) | 67 | 53 |
| Average gain per offensive play | 3.9 | 5.0 |
| NET YARDS RUSHING | 96 | 80 |
| Total Rushing Plays | 32 | 24 |
| Average gain per rushing play | 3.0 | 3.3 |
| Tackles for a loss-number and yards | 6-22 | 2-6 |
| NET YARDS PASSING | 162 | 184 |
| Times thrown - yards lost attempting to pass | 4-32 | 1-1 |
| Gross yards passing | 194 | 185 |
| PASS ATTEMPTS-COMPLETIONS-HAD INTERCEPTED | 31-18-0 | 28-18-0 |
| Avg gain per pass play (inc.# thrown passing) | 4.6 | 6.3 |
| KICKOFFS Number-In End Zone-Touchbacks | 3-3-0 | 3-1-0 |
| PUNTS Number and Average | 6-47.0 | 7-53.7 |
| Had Blocked | 0 | 0 |
| FGs - PATs Had Blocked | 0-0 | 0-0 |
| Net Punting Average | 41.0 | 46.7 |
| TOTAL RETURN YARDAGE (Not Including Kickoffs) | 9 | 16 |
| No. and Yards Punt Returns | 2-9 | 2-16 |
| No. and Yards Kickoff Returns | 3-71 | 3-75 |
| No. and Yards Interception Returns | 0-0 | 0-0 |
| PENALTIES Number and Yards | 4-35 | 8-53 |
| FUMBLES Number and Lost | 1-1 | 0-0 |
| TOUCHDOWNS | 1 | 2 |
| Rushing | 1 | 2 |
| Passing | 0 | 0 |
| EXTRA POINTS Made-Attempts | 1-1 | 2-2 |
| Kicking Made-Attempts | 1-1 | 2-2 |
| FIELD GOALS Made-Attempts | 1-1 | 1-1 |
| RED ZONE EFFICIENCY | 1-1-100% | 2-2-100% |
| GOAL TO GO EFFICIENCY | 0-0-0% | 1-1-100% |
| SAFETIES | 0 | 0 |
| FINAL SCORE | 10 | 17 |
| TIME OF POSSESSION | 33:49 | 26:11 |

Ball Possession And Drive Chart

Carolina Panthers

| # | Time Recd | Time Lost | Time Poss | How Ball Obtained | Drive Began | # Play | Yds Gain | Yds Pen | Net Yds | 1st Down | Last Scrm | How Given Up |
|----|-----------|-----------|-----------|-------------------|-------------|--------|----------|---------|---------|----------|-----------|--------------|
| 1 | 13:14 | 10:10 | 3:04 | Punt | CAR 20 | 4 | 23 | 0 | 23 | 1 | CAR 43 | Punt |
| 2 | 0:34 | 8:51 | 6:43 | Kickoff | CAR 21 | 14 | 52 | -5 | 47 | 4 | TEN 32 | Field Goal |
| 3 | 6:32 | 3:06 | 3:26 | Punt | CAR 4 | 7 | 18 | -5 | 13 | 2 | CAR 25 | Fumble |
| 4 | 2:27 | 1:39 | 0:48 | Kickoff | CAR 20 | 3 | 6 | 0 | 6 | 0 | CAR 26 | Punt |
| 5 | 0:50 | 0:28 | 0:22 | Punt | CAR 10 | 3 | 8 | 0 | 8 | 0 | CAR 18 | Punt |
| 6 | 15:00 | 8:06 | 6:54 | Kickoff | CAR 33 | 11 | 48 | 19 | 67 | 5 | * TEN 5 | Touchdown |
| 7 | 5:20 | 0:24 | 4:56 | Punt | CAR 12 | 9 | 30 | 0 | 30 | 3 | CAR 42 | Punt |
| 8 | 14:00 | 11:33 | 2:27 | Punt | CAR 11 | 5 | 20 | -5 | 15 | 2 | CAR 26 | Punt |
| 9 | 10:01 | 5:54 | 4:07 | Punt | CAR 9 | 8 | 49 | -10 | 39 | 2 | CAR 48 | Punt |
| 10 | 2:57 | 1:55 | 1:02 | Punt | CAR 20 | 4 | 4 | 0 | 4 | 0 | CAR 24 | Downs |

(160) Average CAR 16

Tennessee Titans

| # | Time Recd | Time Lost | Time Poss | How Ball Obtained | Drive Began | # Play | Yds Gain | Yds Pen | Net Yds | 1st Down | Last Scrm | How Given Up |
|----|-----------|-----------|-----------|-------------------|-------------|--------|----------|---------|---------|----------|-----------|--------------|
| 1 | 15:00 | 13:14 | 1:46 | Kickoff | TEN 20 | 4 | 20 | 0 | 20 | 1 | TEN 40 | Punt |
| 2 | 10:10 | 0:34 | 9:36 | Punt | TEN 9 | 15 | 96 | -5 | 91 | 7 | * CAR 1 | Touchdown |
| 3 | 8:51 | 6:32 | 2:19 | Kickoff | TEN 32 | 3 | -7 | 0 | -7 | 0 | TEN 25 | Punt |
| 4 | 3:06 | 2:27 | 0:39 | Fumble | CAR 15 | 2 | 15 | 0 | 15 | 1 | * CAR 10 | Touchdown |
| 5 | 1:39 | 0:50 | 0:49 | Punt | TEN 33 | 3 | 6 | 0 | 6 | 0 | TEN 39 | Punt |
| 6 | 0:28 | 0:00 | 0:28 | Punt | TEN 38 | 5 | 27 | 0 | 27 | 1 | CAR 35 | Field Goal |
| 7 | 8:06 | 5:20 | 2:46 | Kickoff | TEN 21 | 4 | 22 | -5 | 17 | 1 | TEN 38 | Punt |
| 8 | 0:24 | 14:00 | 1:24 | Punt | TEN 20 | 4 | 25 | 0 | 25 | 1 | TEN 45 | Punt |
| 9 | 11:33 | 10:01 | 1:32 | Punt | TEN 26 | 4 | 27 | 0 | 27 | 1 | CAR 47 | Punt |
| 10 | 5:54 | 2:57 | 2:57 | Punt | TEN 16 | 7 | 36 | -5 | 31 | 2 | TEN 47 | Punt |
| 11 | 1:55 | 0:00 | 1:55 | Downs | CAR 24 | 3 | -3 | 0 | -3 | 0 | CAR 26 | End of Game |

(376) Average TEN 34

* inside opponent's 20

| Time of Possession by Quarter | | 1st | 2nd | 3rd | 4th | OT | Total |
|-------------------------------|-------------------|-------|-------|-------|------|----|-------|
| Visitor | Carolina Panthers | 3:38 | 10:45 | 11:50 | 7:36 | | 33:49 |
| Home | Tennessee Titans | 11:22 | 4:15 | 3:10 | 7:24 | | 26:11 |

Kickoff Drive No.-Start Average

Panthers: 3 - CAR 25

Titans: 3 - TEN 24

First Quarter

11/26/2023

Play By Play

CAR wins the coin toss and elects to defer. TEN elects to Receive, and CAR elects to defend the south goal.

E.Pineiro kicks 66 yards from CAR 35 to TEN -1. T.Spears to TEN 20 for 21 yards (I.Smith-Marsette, T.Davis).

Tennessee Titans at 15:00, (1st play from scrimmage 14:55)

1-10-TEN 20 (14:55) (Shotgun) W.Levis pass short middle to D.Hopkins to TEN 39 for 19 yards (K.Grugier-Hill; V.Bell) [D.Williams]. P1

1-10-TEN 39 (14:17) (Shotgun) W.Levis pass incomplete short right to N.Westbrook-Ikhine.

2-10-TEN 39 (14:09) D.Henry right tackle to TEN 40 for 1 yard (D.Jones).

3-9-TEN 40 (13:27) (Shotgun) W.Levis pass incomplete short middle to T.Spears (Der.Brown).

4-9-TEN 40 (13:21) R.Stonehouse punts 60 yards to end zone, Center-M.Cox, Touchback.

Timeout at 13:14.

Carolina Panthers at 13:14

1-10-CAR 20 (13:14) (Shotgun) B.Young pass short right to J.Mingo pushed ob at CAR 42 for 22 yards (A.Hooker). P1

1-10-CAR 42 (12:40) C.Hubbard right end to 50 for 8 yards (H.Landry).

2-2-50 (12:00) (Shotgun) M.Sanders right end to TEN 49 for 1 yard (H.Landry, T.McLendon).

3-1-TEN 49 (11:13) M.Sanders right end to CAR 43 for -8 yards (D.Autry).

4-9-CAR 43 (10:21) J.Hekker punts 50 yards to TEN 7, Center-J.Jansen. E.Garror to TEN 30 for 23 yards (I.Thomas).
PENALTY on TEN-A.Kendall, Offensive Holding, 9 yards, enforced at TEN 18.

Timeout at 10:10.

Tennessee Titans at 10:10

1-10-TEN 9 (10:10) D.Henry up the middle to TEN 14 for 5 yards (S.Tuttle, K.Grugier-Hill).

2-5-TEN 14 (9:33) (Shotgun) W.Levis pass short right to N.Westbrook-Ikhine pushed ob at TEN 21 for 7 yards (D.Jackson). P2

1-10-TEN 21 (8:57) D.Henry right guard to TEN 25 for 4 yards (Der.Brown).

2-6-TEN 25 (8:11) W.Levis sacked at TEN 24 for -1 yards (B.Burns).

3-7-TEN 24 (7:25) (Shotgun) *PENALTY on TEN-D.Radunz, False Start, 5 yards, enforced at TEN 24 - No Play.*

3-12-TEN 19 (7:09) (Shotgun) W.Levis pass short left to D.Hopkins to TEN 30 for 11 yards (D.Long).

4-1-TEN 30 (6:25) D.Henry left end to TEN 33 for 3 yards (V.Bell). R3

1-10-TEN 33 (5:43) (Shotgun) W.Levis pass short left to C.Moore to TEN 40 for 7 yards (D.Jackson).

2-3-TEN 40 (5:02) D.Henry left tackle to TEN 40 for no gain (K.Grugier-Hill).

3-3-TEN 40 (4:17) (Shotgun) W.Levis pass short left to C.Moore pushed ob at CAR 48 for 12 yards (D.Jackson). P4

1-10-CAR 48 (3:35) (Shotgun) W.Levis pass short middle to J.Whyle to CAR 37 for 11 yards (X.Woods). P5

1-10-CAR 37 (2:57) (Shotgun) W.Levis pass short right to N.Westbrook-Ikhine to CAR 30 for 7 yards (D.Long).

2-3-CAR 30 (2:36) (No Huddle, Shotgun) D.Henry up the middle to CAR 26 for 4 yards (L.Ray). R6

1-10-CAR 26 (1:56) W.Levis pass deep left to C.Okonkwo pushed ob at CAR 1 for 25 yards (K.Grugier-Hill) [B.Burns]. P7

Timeout #1 by TEN at 01:15.

1-1-CAR 1 (1:15) D.Henry right tackle to CAR 1 for no gain (T.Hill).

2-1-CAR 1 (:40) **D.Henry left guard for 1 yard, TOUCHDOWN.** R8

N.Folk extra point is GOOD, Center-M.Cox, Holder-R.Stonehouse.

Timeout at 00:34.

| |
|---|
| CAR 0 TEN 7, 15 plays, 91 yards, 9:36 drive, 14:26 elapsed |
|---|

N.Folk kicks 66 yards from TEN 35 to CAR -1. D.Jamison ran ob at CAR 21 for 22 yards (L.Gifford).

Carolina Panthers at 0:34, (1st play from scrimmage 0:30)

1-10-CAR 21 (:30) (Shotgun) B.Young pass short right to I.Smith-Marsette to CAR 35 for 14 yards (A.Hooker). P2

END OF QUARTER

| | Score | Time Poss | First Downs | | | | Efficiencies | |
|-------------------|-------|-----------|-------------|---|---|---|--------------|--------|
| | | | R | P | X | T | 3 Down | 4 Down |
| Carolina Panthers | 0 | 3:38 | 0 | 2 | 0 | 2 | 0/1 | 0/0 |
| Tennessee Titans | 7 | 11:22 | 3 | 5 | 0 | 8 | 1/3 | 1/1 |

Second Quarter

11/26/2023

Play By Play

Carolina Panthers continued.

| | | |
|--------------------|---|----|
| <u>1-10-CAR 35</u> | (15:00) (Shotgun) M.Sanders left tackle to CAR 37 for 2 yards (A.Ai-Shaair). | |
| 2-8-CAR 37 | (14:24) (No Huddle, Shotgun) C.Hubbard up the middle to CAR 40 for 3 yards (J.Gibbens, K.Peko). | |
| 3-5-CAR 40 | (13:41) (Shotgun) B.Young pass incomplete short right. | |
| | <i>PENALTY on TEN-K.Fulton, Defensive Holding, 5 yards, enforced at CAR 40 - No Play.</i> | X3 |
| <u>1-10-CAR 45</u> | (13:34) (Shotgun) B.Young pass incomplete deep left to A.Thielen (S.Murphy-Bunting, J.Gibbens). | |
| 2-10-CAR 45 | (13:28) (Shotgun) M.Sanders right guard to CAR 45 for no gain (H.Landry; A.Ai-Shaair). | |
| 3-10-CAR 45 | (12:44) (Shotgun) B.Young scrambles left guard to TEN 44 for 11 yards (A.Hooker). | R4 |
| <u>1-10-TEN 44</u> | (12:00) (Shotgun) C.Hubbard right guard to TEN 41 for 3 yards (J.Gibbens, A.Ai-Shaair). | |
| 2-7-TEN 41 | (11:19) (Shotgun) M.Sanders left guard to TEN 39 for 2 yards (J.Simmons, R.Weaver). CAR-C.Zavala was injured during the play. | |

Timeout at 11:06.

| | | |
|--------------------|---|----|
| 3-5-TEN 39 | (10:56) (Shotgun) C.Hubbard up the middle to TEN 37 for 2 yards (J.Simmons). | |
| 4-3-TEN 37 | (10:16) (Shotgun) B.Young pass short middle to S.Sullivan to TEN 24 for 13 yards (K.Wallace). Tennessee challenged the pass completion ruling, and the play was Upheld. The ruling on the field stands. (Timeout #2.) | P5 |
| <u>1-10-TEN 24</u> | (9:55) M.Sanders right end to TEN 22 for 2 yards (S.Murphy-Bunting). | |
| | <i>PENALTY on CAR-I.Thomas, Offensive Holding, 10 yards, enforced at TEN 24 - No Play.</i> | |
| 1-20-TEN 34 | (9:37) (Shotgun) B.Young pass short right to A.Thielen pushed ob at TEN 32 for 2 yards (R.McCreary). | |
| 2-18-TEN 32 | (9:03) (Shotgun) B.Young pass incomplete short right. | |
| 3-18-TEN 32 | (8:59) (Shotgun) B.Young pass incomplete short left to M.Sanders. | |
| 4-18-TEN 32 | (8:56) E.Pineiro 50 yard field goal is GOOD, Center-J.Jansen, Holder-J.Hekker. | |

Timeout at 08:51.

| |
|---|
| CAR 3 TEN 7, 14 plays, 47 yards, 1 penalty, 6:43 drive, 6:09 elapsed |
|---|

E.Pineiro kicks 66 yards from CAR 35 to TEN -1. T.Spears to TEN 32 for 33 yards (J.Robinson).

Tennessee Titans at 8:51, (1st play from scrimmage 8:44)

| | | |
|-------------|---|--|
| 1-10-TEN 32 | (8:44) D.Henry left tackle to TEN 28 for -4 yards (Der.Brown). | |
| 2-14-TEN 28 | (7:58) (Shotgun) W.Levis pass short right to D.Henry to TEN 28 for no gain (D.Long, D.Jones). | |
| 3-14-TEN 28 | (7:14) (Shotgun) W.Levis pass short left to K.Philips to TEN 25 for -3 yards (B.Burns). | |
| 4-17-TEN 25 | (6:46) R.Stonehouse punts 71 yards to CAR 4, Center-M.Cox, downed by TEN-A.Kendall. | |

Timeout at 06:32.

Carolina Panthers at 6:32

| | | |
|--------------------|--|----|
| 1-10-CAR 4 | (6:32) (Shotgun) C.Hubbard right guard to CAR 8 for 4 yards (E.Molden; M.Rice). | |
| 2-6-CAR 8 | (5:57) (Shotgun) M.Sanders right tackle to CAR 12 for 4 yards (E.Molden). | |
| 3-2-CAR 12 | (5:13) (Shotgun) M.Sanders right guard to CAR 15 for 3 yards (A.Ai-Shaair, S.Murphy-Bunting). | R6 |
| <u>1-10-CAR 15</u> | (4:33) (Shotgun) B.Young pass incomplete short right to J.Mingo. | |
| 2-10-CAR 15 | (4:27) (Shotgun) B.Young pass incomplete short right to J.Mingo. | |
| 3-10-CAR 15 | (4:23) (Shotgun) B.Young pass short middle to D.Chark to CAR 30 for 15 yards (K.Fulton). | P7 |
| <u>1-10-CAR 30</u> | (3:36) (Shotgun) <i>PENALTY on CAR-C.Mays, False Start, 5 yards, enforced at CAR 30 - No Play.</i> | |
| 1-15-CAR 25 | (3:12) (Shotgun) B.Young sacked at CAR 17 for -8 yards (A.Key). FUMBLES (A.Key) [A.Key], RECOVERED by TEN-J.Simmons at CAR 17. J.Simmons to CAR 15 for 2 yards (I.Ekwonu). | |

Tennessee Titans at 3:06

| | | |
|-------------|---|----|
| 1-10-CAR 15 | (3:06) (Shotgun) W.Levis pass short middle to C.Okonkwo to CAR 10 for 5 yards (D.Williams, V.Bell). | |
| 2-5-CAR 10 | (2:32) D.Henry left guard for 10 yards, TOUCHDOWN. | R9 |
| | N.Folk extra point is GOOD, Center-M.Cox, Holder-R.Stonehouse. | |

| |
|---|
| CAR 3 TEN 14, 2 plays, 15 yards, 0:39 drive, 12:33 elapsed |
|---|

N.Folk kicks 63 yards from TEN 35 to CAR 2. D.Jamison to CAR 20 for 18 yards (J.Jones; C.Dowell).

Carolina Panthers at 2:27, (1st play from scrimmage 2:21)

| | | |
|-------------|--|--|
| 1-10-CAR 20 | (2:21) (Shotgun) B.Young pass short left to C.Hubbard to CAR 20 for no gain (K.Wallace). | |
| 2-10-CAR 20 | (2:02) (No Huddle, Shotgun) B.Young pass short left to J.Mingo to CAR 26 for 6 yards (E.Molden). | |

Two-Minute Warning

| | | |
|------------|---|--|
| 3-4-CAR 26 | (1:58) (Shotgun) B.Young pass incomplete short left. | |
| 4-4-CAR 26 | (1:46) J.Hekker punts 41 yards to TEN 33, Center-J.Jansen, out of bounds. | |

Tennessee Titans at 1:39

Carolina Panthers vs Tennessee Titans at Nissan Stadium

- 1-10-TEN 33 (1:39) T.Spears right end pushed ob at TEN 41 for 8 yards (T.Hill).
- 2-2-TEN 41 (1:33) T.Spears up the middle to TEN 39 for -2 yards (M.Haynes).
- 3-4-TEN 39 (1:05) (Shotgun) W.Levis pass incomplete short right to T.Spears (X.Woods). TEN-T.Spears was injured during the play.
Timeout #3 by TEN at 01:00.
Charged TO due to the injury on the previous play.
- 4-4-TEN 39 (:59) R.Stonehouse punts 54 yards to CAR 7, Center-M.Cox. I.Smith-Marsette to CAR 10 for 3 yards (C.Dowell).

Carolina Panthers at 0:50

- 1-10-CAR 10 (:50) (Shotgun) B.Young pass short right to J.Mingo to CAR 18 for 8 yards (S.Murphy-Bunting).
Timeout #1 by CAR at 00:43.
- 2-2-CAR 18 (:43) (Shotgun) B.Young pass incomplete short right.
- 3-2-CAR 18 (:38) (Shotgun) B.Young pass incomplete short middle to D.Chark (R.McCreary).
- 4-2-CAR 18 (:35) J.Hekker punts 44 yards to TEN 38, Center-J.Jansen, fair catch by E.Garror.

Tennessee Titans at 0:28

- 1-10-TEN 38 (:28) (Shotgun) W.Levis pass incomplete short middle to C.Okonkwo (T.Hill) [M.Haynes].
- 2-10-TEN 38 (:21) (Shotgun) W.Levis pass short right to C.Okonkwo pushed ob at TEN 47 for 9 yards (T.Hill).
Penalty on CAR-T.Hill, Defensive Holding, declined.
Timeout #2 by CAR at 00:14.
- 3-1-TEN 47 (:14) (Shotgun) W.Levis pass deep middle to N.Westbrook-Ikhine to CAR 35 for 18 yards (J.Robinson).
- 1-10-CAR 35 (:04) (No Huddle) W.Levis spiked the ball to stop the clock.
Timeout #3 by CAR at 00:03.
- 2-10-CAR 35 (:03) **N.Folk 53 yard field goal is GOOD, Center-M.Cox, Holder-R.Stonehouse.**

P10

CAR 3 TEN 17, 5 plays, 27 yards, 0:28 drive, 15:00 elapsed

END OF QUARTER

| | | Time | First Downs | | | | Efficiencies | |
|--------------------------|--------------|--------------|--------------------|----------|----------|----------|---------------------|---------------|
| | Score | Poss | R | P | X | T | 3 Down | 4 Down |
| Carolina Panthers | 3 | 10:45 | 2 | 2 | 1 | 5 | 3/7 | 1/1 |
| Tennessee Titans | 17 | 4:15 | 1 | 1 | 0 | 2 | 1/3 | 0/0 |

Third Quarter

11/26/2023

Play By Play

CAR elects to Receive, and TEN elects to defend the North goal.

N.Folk kicks 63 yards from TEN 35 to CAR 2. L.Shenault to CAR 33 for 31 yards (K.Wallace, C.Okonkwo).

Carolina Panthers at 15:00, (1st play from scrimmage 14:53)

- 1-10-CAR 33 (14:53) (Shotgun) M.Sanders up the middle to CAR 37 for 4 yards (A.Key, M.Rice).
- 2-6-CAR 37 (14:13) (Shotgun) M.Sanders up the middle to CAR 35 for -2 yards (J.Simmons).
- 3-8-CAR 35 (13:31) (Shotgun) B.Young pass incomplete short left to D.Chark [A.Key].
PENALTY on TEN-S.Murphy-Bunting, Defensive Holding, 5 yards, enforced at CAR 35 - No Play. X8
- 1-10-CAR 40 (13:27) B.Young pass short left to I.Thomas to CAR 49 for 9 yards (K.Wallace).
- 2-1-CAR 49 (12:48) (No Huddle, Shotgun) M.Sanders up the middle to CAR 46 for -3 yards (J.Simmons).
- 3-4-CAR 46 (12:08) (Shotgun) B.Young scrambles right end ran ob at TEN 48 for 6 yards (E.Molden). R9
- 1-10-TEN 48 (11:34) (Shotgun) C.Hubbard right guard to CAR 48 for -4 yards (R.Weaver).
- 2-14-CAR 48 (10:56) (Shotgun) B.Young pass incomplete short right to J.Mingo.
PENALTY on TEN-S.Murphy-Bunting, Defensive Pass Interference, 14 yards, enforced at CAR 48 - No Play. X10
- 1-10-TEN 38 (10:52) (Shotgun) B.Young pass short middle to C.Hubbard to TEN 13 for 25 yards (A.Al-Shaair). P11
- 1-10-TEN 13 (10:10) (Shotgun) B.Young scrambles left end ran ob at TEN 7 for 6 yards (A.Hooker).
- 2-4-TEN 7 (9:29) (Shotgun) C.Hubbard left tackle to TEN 4 for 3 yards (K.Wallace).
- 3-1-TEN 4 (8:51) (Shotgun) C.Hubbard up the middle to TEN 5 for -1 yards (T.Tart).
- 4-2-TEN 5 **(8:09) (Shotgun) C.Hubbard up the middle for 5 yards, TOUCHDOWN.** R12
E.Pineiro extra point is GOOD, Center-J.Jansen, Holder-J.Hekker.

Timeout at 08:06.

CAR 10 TEN 17, 11 plays, 67 yards, 2 penalties, 6:54 drive, 6:54 elapsed

E.Pineiro kicks 65 yards from CAR 35 to TEN 0. C.Moore to TEN 21 for 21 yards (A.Barno; T.Davis).

Tennessee Titans at 8:06, (1st play from scrimmage 8:00)

- 1-10-TEN 21 (8:00) D.Henry left end to TEN 36 for 15 yards (D.Long). R11
- 1-10-TEN 36 (7:12) W.Levis pass short middle to C.Okonkwo to TEN 42 for 6 yards (D.Long, F.Luvu). CAR-D.Long was injured during the play.
- 2-4-TEN 42 (6:32) (Shotgun) C.Moore left end to TEN 43 for 1 yard (D.Jamison).
- 3-3-TEN 43 (5:50) (Shotgun) *PENALTY on TEN-J.Duncan, False Start, 5 yards, enforced at TEN 43 - No Play.*
- 3-8-TEN 38 (5:35) (Shotgun) W.Levis pass incomplete deep left to C.Moore.
- 4-8-TEN 38 (5:29) R.Stonehouse punts 56 yards to CAR 6, Center-M.Cox. I.Smith-Marsette ran ob at CAR 12 for 6 yards (A.Kendall; A.Hooker).

Timeout at 05:20.

Carolina Panthers at 5:20

- 1-10-CAR 12 (5:20) (Shotgun) B.Young pass short right to L.Shenault to CAR 20 for 8 yards (R.McCreary).
- 2-2-CAR 20 (4:44) (Shotgun) M.Sanders right tackle to CAR 26 for 6 yards (K.Wallace, A.Hooker). R13
- 1-10-CAR 26 (4:08) (Shotgun) B.Young sacked at CAR 19 for -7 yards (J.Simmons). CAR-C.Mays was injured during the play.

Timeout at 03:49.

- 2-17-CAR 19 (3:46) (Shotgun) B.Young pass short right to T.Tremble to CAR 26 for 7 yards (K.Wallace).
- 3-10-CAR 26 (3:06) (Shotgun) B.Young pass short middle to C.Hubbard to CAR 36 for 10 yards (A.Hooker; K.Wallace). P14
- 1-10-CAR 36 (2:24) (Shotgun) C.Hubbard left end to TEN 49 for 15 yards (M.Rice). R15
- 1-10-TEN 49 (1:50) (Shotgun) C.Hubbard up the middle to TEN 49 for no gain (M.Rice; R.Weaver).
- 2-10-TEN 49 (1:15) (Shotgun) B.Young pass incomplete short left.
- 3-10-TEN 49 (1:10) (Shotgun) B.Young sacked at CAR 42 for -9 yards (D.Autry).
- 4-19-CAR 42 (:32) J.Hekker punts 58 yards to end zone, Center-J.Jansen, Touchback.

Tennessee Titans at 0:24

- 1-10-TEN 20 (:24) W.Levis pass deep left to D.Hopkins pushed ob at TEN 39 for 19 yards (X.Woods). P12

END OF QUARTER

| | Score | Time Poss | First Downs | | | | Efficiencies | |
|-------------------|-------|-----------|-------------|---|---|---|--------------|--------|
| | | | R | P | X | T | 3 Down | 4 Down |
| Carolina Panthers | 10 | 11:50 | 4 | 2 | 2 | 8 | 2/4 | 1/1 |
| Tennessee Titans | 17 | 3:10 | 1 | 1 | 0 | 2 | 0/1 | 0/0 |

Fourth Quarter

11/26/2023

Play By Play

Tennessee Titans continued.

- 1-10-TEN 39 (15:00) W.Levis pass incomplete deep left to D.Hopkins.
 2-10-TEN 39 (14:54) D.Henry right end to TEN 45 for 6 yards (D.Long; Der.Brown).
 3-4-TEN 45 (14:10) (Shotgun) W.Levis pass incomplete short left to D.Hopkins (D.Jones).
 4-4-TEN 45 (14:07) R.Stonehouse punts 44 yards to CAR 11, Center-M.Cox, fair catch by I.Smith-Marsette.

Timeout at 14:00.

Carolina Panthers at 14:00

- 1-10-CAR 11 (14:00) (Shotgun) C.Hubbard right guard to CAR 12 for 1 yard (A.Al-Shaair, R.Blacklock).
 2-9-CAR 12 (13:21) (Shotgun) M.Sanders up the middle to CAR 27 for 15 yards (A.Hooker). R16
 1-10-CAR 27 (13:08) (Shotgun) B.Young pass incomplete short left to J.Mingo.
PENALTY on TEN-K.Fulton, Illegal Contact, 5 yards, enforced at CAR 27 - No Play. X17
 1-10-CAR 32 (13:02) (Shotgun) M.Sanders right guard to CAR 36 for 4 yards (R.Weaver).
 2-6-CAR 36 (12:23) (Shotgun) B.Young scrambles right tackle ran ob at CAR 47 for 11 yards (A.Al-Shaair).
PENALTY on CAR-T.Moton, Offensive Holding, 10 yards, enforced at CAR 36 - No Play.
 2-16-CAR 26 (11:58) (Shotgun) B.Young pass incomplete short right [H.Landry].
 3-16-CAR 26 (11:45) (Shotgun) B.Young pass incomplete short middle to A.Thielen.
 4-16-CAR 26 (11:42) J.Hekker punts 53 yards to TEN 21, Center-J.Jansen. E.Garror ran ob at TEN 26 for 5 yards (D.Jamison).

Timeout at 11:33.

Tennessee Titans at 11:33

- 1-10-TEN 26 (11:33) (Shotgun) W.Levis pass deep right to C.Moore to TEN 48 for 22 yards (A.Cook, D.Jackson). P13
 1-10-TEN 48 (10:58) D.Henry left guard to CAR 47 for 5 yards (S.Tuttle).
 2-5-CAR 47 (10:18) W.Levis pass incomplete short left to D.Henry (B.Burns).
 3-5-CAR 47 (10:13) (Shotgun) W.Levis pass incomplete deep left to K.Philips.
 4-5-CAR 47 (10:08) R.Stonehouse punts 38 yards to CAR 9, Center-M.Cox, fair catch by I.Smith-Marsette.

Timeout at 10:01.

Carolina Panthers at 10:01

- 1-10-CAR 9 (10:01) (Shotgun) C.Hubbard left tackle to CAR 12 for 3 yards (A.Al-Shaair).
 2-7-CAR 12 (9:30) (Shotgun) C.Hubbard left guard to CAR 15 for 3 yards (A.Hooker).
 3-4-CAR 15 (8:50) (Shotgun) B.Young pass deep left to J.Mingo pushed ob at CAR 39 for 24 yards (A.Hooker). P18
 1-10-CAR 39 (8:21) (No Huddle, Shotgun) B.Young scrambles left tackle to CAR 49 for 10 yards (R.McCreary).
PENALTY on CAR-B.Toth, Offensive Holding, 10 yards, enforced at CAR 39 - No Play.
 1-20-CAR 29 (8:06) (Shotgun) B.Young pass deep right to D.Chark to CAR 48 for 19 yards (S.Murphy-Bunting).
 2-1-CAR 48 (7:31) (No Huddle, Shotgun) M.Sanders left guard to TEN 48 for 4 yards (K.Peko). R19
 1-10-TEN 48 (6:59) (Shotgun) B.Young pass incomplete short right.
 2-10-TEN 48 (6:55) (Shotgun) M.Sanders right end to CAR 48 for -4 yards (R.McCreary).
 3-14-CAR 48 (6:09) (Shotgun) B.Young pass incomplete deep left [A.Key].
 4-14-CAR 48 (6:02) J.Hekker punts 36 yards to TEN 16, Center-J.Jansen, downed by CAR-T.Davis.

Tennessee Titans at 5:54

- 1-10-TEN 16 (5:54) D.Henry up the middle to TEN 17 for 1 yard (S.Tuttle, C.Wormley).
 2-9-TEN 17 (5:11) (Shotgun) W.Levis pass short right to N.Westbrook-Ikhine ran ob at TEN 26 for 9 yards. P14
 1-10-TEN 26 (4:55) (No Huddle, Shotgun) D.Henry up the middle to TEN 28 for 2 yards (A.Barno; B.Burns).
 2-8-TEN 28 (4:11) D.Henry right end to TEN 46 for 18 yards (Der.Brown; D.Long). R15
 1-10-TEN 46 (3:23) D.Henry up the middle to TEN 48 for 2 yards (Der.Brown; B.Burns).
 Timeout #1 by CAR at 03:17.
 2-8-TEN 48 (3:17) D.Henry right guard to CAR 49 for 3 yards (K.Grugier-Hill, A.Barno).
 Timeout #2 by CAR at 03:11.
 3-5-CAR 49 (3:11) (Shotgun) *PENALTY on TEN-D.Brunskill, False Start, 5 yards, enforced at CAR 49 - No Play.*
 3-10-TEN 46 (3:11) (Shotgun) W.Levis pass short left to T.Spears to TEN 47 for 1 yard (F.Luvu).
 Timeout #3 by CAR at 03:06.
 4-9-TEN 47 (3:06) R.Stonehouse punts 53 yards to end zone, Center-M.Cox, Touchback.

Carolina Panthers vs Tennessee Titans at Nissan Stadium

Carolina Panthers at 2:57

- 1-10-CAR 20 (2:57) (Shotgun) B.Young pass short right to C.Hubbard pushed ob at CAR 23 for 3 yards (K.Wallace).
- 2-7-CAR 23 (2:52) (Shotgun) B.Young sacked at CAR 15 for -8 yards (D.Autry).
- 3-15-CAR 15 (2:21) (Shotgun) B.Young pass short middle to C.Hubbard to CAR 24 for 9 yards (A.Al-Shaair, R.McCreary).

Two-Minute Warning

- 4-6-CAR 24 (2:00) (Shotgun) B.Young pass short left to D.Chark to CAR 24 for no gain (A.Hooker).

Tennessee Titans at 1:55

- 1-10-CAR 24 (1:55) W.Levis kneels to CAR 25 for -1 yards.
- 2-11-CAR 25 (1:13) W.Levis kneels to CAR 26 for -1 yards.
- 3-12-CAR 26 (:36) W.Levis kneels to CAR 27 for -1 yards.

END OF QUARTER

| | | Time Poss | First Downs | | | | Efficiencies | |
|--------------------------|--------------|------------------|--------------------|----------|----------|----------|---------------------|---------------|
| | Score | | R | P | X | T | 3 Down | 4 Down |
| Carolina Panthers | 10 | 7:36 | 2 | 1 | 1 | 4 | 1/4 | 0/1 |
| Tennessee Titans | 17 | 7:24 | 1 | 2 | 0 | 3 | 0/4 | 0/0 |

Miscellaneous Statistics Report

Carolina Panthers vs Tennessee Titans

11/26/2023 at Nissan Stadium

Ten Longest Plays for Carolina Panthers

| Yards | Qtr | Play Start | Play Description |
|-------|-----|-------------|--|
| 25 | 3 | 1-10-TEN 38 | (10:52) (Shotgun) B.Young pass short middle to C.Hubbard to TEN 13 for 25 yards (A.Al-Shaair). |
| 24 | 4 | 3-4-CAR 15 | (8:50) (Shotgun) B.Young pass deep left to J.Mingo pushed ob at CAR 39 for 24 yards (A.Hooker). |
| 22 | 1 | 1-10-CAR 20 | (13:14) (Shotgun) B.Young pass short right to J.Mingo pushed ob at CAR 42 for 22 yards (A.Hooker). |
| 19 | 4 | 1-20-CAR 29 | (8:06) (Shotgun) B.Young pass deep right to D.Chark to CAR 48 for 19 yards (S.Murphy-Bunting). |
| 15 | 2 | 3-10-CAR 15 | (4:23) (Shotgun) B.Young pass short middle to D.Chark to CAR 30 for 15 yards (K.Fulton). |
| 15 | 3 | 1-10-CAR 36 | (2:24) (Shotgun) C.Hubbard left end to TEN 49 for 15 yards (M.Rice). |
| 15 | 4 | 2-9-CAR 12 | (13:21) (Shotgun) M.Sanders up the middle to CAR 27 for 15 yards (A.Hooker). |
| 14 | 1 | 1-10-CAR 21 | (:30) (Shotgun) B.Young pass short right to I.Smith-Marsette to CAR 35 for 14 yards (A.Hooker). |
| 13 | 2 | 4-3-TEN 37 | (10:16) (Shotgun) B.Young pass short middle to S.Sullivan to TEN 24 for 13 yards (K.Wallace). Tennessee challenged the pass completion ruling, and the play was Upheld. The ruling on the field stands. (Timeout #2.) |
| 11 | 2 | 3-10-CAR 45 | (12:44) (Shotgun) B.Young scrambles left guard to TEN 44 for 11 yards (A.Hooker). |

Ten Longest Plays for Tennessee Titans

| Yards | Qtr | Play Start | Play Description |
|-------|-----|-------------|--|
| 25 | 1 | 1-10-CAR 26 | (1:56) W.Levis pass deep left to C.Okonkwo pushed ob at CAR 1 for 25 yards (K.Grugier-Hill) [B.Burns]. |
| 22 | 4 | 1-10-TEN 26 | (11:33) (Shotgun) W.Levis pass deep right to C.Moore to TEN 48 for 22 yards (A.Cook, D.Jackson). |
| 19 | 1 | 1-10-TEN 20 | (14:55) (Shotgun) W.Levis pass short middle to D.Hopkins to TEN 39 for 19 yards (K.Grugier-Hill; V.Bell) [D.Williams]. |
| 19 | 3 | 1-10-TEN 20 | (:24) W.Levis pass deep left to D.Hopkins pushed ob at TEN 39 for 19 yards (X.Woods). |
| 18 | 2 | 3-1-TEN 47 | (:14) (Shotgun) W.Levis pass deep middle to N.Westbrook-Ikhine to CAR 35 for 18 yards (J.Robinson). |
| 18 | 4 | 2-8-TEN 28 | (4:11) D.Henry right end to TEN 46 for 18 yards (Der.Brown; D.Long). |
| 15 | 3 | 1-10-TEN 21 | (8:00) D.Henry left end to TEN 36 for 15 yards (D.Long). |
| 12 | 1 | 3-3-TEN 40 | (4:17) (Shotgun) W.Levis pass short left to C.Moore pushed ob at CAR 48 for 12 yards (D.Jackson). |
| 11 | 1 | 3-12-TEN 19 | (7:09) (Shotgun) W.Levis pass short left to D.Hopkins to TEN 30 for 11 yards (D.Long). |
| 11 | 1 | 1-10-CAR 48 | (3:35) (Shotgun) W.Levis pass short middle to J.Whyte to CAR 37 for 11 yards (X.Woods). |

Touchdown Scoring Information

| | | Offense | Defense | Special Teams |
|----------------|-------------------|---------|---------|---------------|
| VISITOR | Carolina Panthers | 1 | 0 | 0 |
| HOME | Tennessee Titans | 2 | 0 | 0 |

Player Scoring Information

| Club | Player | TD | Rush TD | Rec TD | KO TD | Punt TD | Int TD | Fum TD | Misc TD | FG | XP | 2Pt Rush | 2Pt Rec | Sfty | Points |
|------|-----------|----|---------|--------|-------|---------|--------|--------|---------|----|----|----------|---------|------|--------|
| CAR | C.Hubbard | 0 | 1 | 0 | 0 | 0 | 0 | 0 | 0 | 0 | 0 | 0 | 0 | 0 | 6 |
| CAR | E.Pineiro | 0 | 0 | 0 | 0 | 0 | 0 | 0 | 0 | 1 | 1 | 0 | 0 | 0 | 4 |
| TEN | D.Henry | 0 | 2 | 0 | 0 | 0 | 0 | 0 | 0 | 0 | 0 | 0 | 0 | 0 | 12 |
| TEN | N.Folk | 0 | 0 | 0 | 0 | 0 | 0 | 0 | 0 | 1 | 2 | 0 | 0 | 0 | 5 |

Possession Detail

| | First Half | | Second Half | | Game | |
|-----------------------------|------------|------|-------------|-------|---------|-------|
| | Visitor | Home | Visitor | Home | Visitor | Home |
| Largest Lead | 0 | 14 | 0 | 7 | 0 | 14 |
| Drives Leading | 0 | 4 | 0 | 5 | 0 | 9 |
| Time of Possession Leading | 0:00 | 4:15 | 0:00 | 10:34 | 0:00 | 14:49 |
| Largest Deficit | -14 | 0 | -7 | 0 | -14 | 0 |
| Drives Trailing | 4 | 0 | 5 | 0 | 9 | 0 |
| Time of Possession Trailing | 11:19 | 0:00 | 19:26 | 0:00 | 30:45 | 0:00 |
| Times Score Tied Up | | 0 | | 0 | | 0 |
| Lead Changes | | 1 | | 0 | | 1 |

Playtime Percentage

Percent of playtime per player on offense, defense and special teams (Unofficial)

Carolina Panthers

Tennessee Titans

| | | Carolina Panthers | | | | Tennessee Titans | | | | | | |
|------------------|----|-------------------|---------|---------------|-----|--------------------|------------------|---------|---------|---------------|------|-----|
| | | Offense | Defense | Special Teams | | | | Offense | Defense | Special Teams | | |
| B Toth | T | 74 | 100% | 2 | 8% | D Radunz | T | 53 | 100% | 3 | 12% | |
| I Ekwonu | T | 74 | 100% | 2 | 8% | J Duncan | T | 53 | 100% | 3 | 12% | |
| T Moton | T | 74 | 100% | 2 | 8% | P Skoronski | T | 53 | 100% | 3 | 12% | |
| B Young | QB | 74 | 100% | | | D Brunskill | C | 53 | 100% | | | |
| B Bozeman | C | 74 | 100% | | | A Brewer | G | 53 | 100% | | | |
| J Mingo | WR | 68 | 92% | | | W Levis | QB | 53 | 100% | | | |
| A Thielen | WR | 66 | 89% | | | N Westbrook-Ikhine | WR | 40 | 75% | 6 | 25% | |
| D Chark | WR | 55 | 74% | | | C Moore | WR | 35 | 66% | 4 | 17% | |
| T Tremble | TE | 53 | 72% | 10 | 42% | T Wesco | TE | 34 | 64% | 5 | 21% | |
| C Hubbard | RB | 47 | 64% | 3 | 12% | D Henry | RB | 34 | 64% | | | |
| C Mays | G | 35 | 47% | 2 | 8% | D Hopkins | WR | 30 | 57% | | | |
| M Sanders | RB | 27 | 36% | 1 | 4% | C Okonkwo | TE | 28 | 53% | 10 | 42% | |
| N Jensen | G | 26 | 35% | 2 | 8% | T Spears | RB | 21 | 40% | 2 | 8% | |
| I Thomas | TE | 25 | 34% | 11 | 46% | J Whyte | TE | 20 | 38% | 11 | 46% | |
| S Sullivan | TE | 20 | 27% | 17 | 71% | K Philips | WR | 12 | 23% | | | |
| C Zavala | G | 13 | 18% | | | K Rader | TE | 5 | 9% | 16 | 67% | |
| I Smith-Marsette | WR | 7 | 9% | 11 | 46% | C Dowell | WR | 4 | 8% | 13 | 54% | |
| L Shenault | WR | 2 | 3% | 5 | 21% | J Simmons | DT | 2 | 4% | 62 | 84% | |
| F Luvu | LB | | 53 | 100% | 5 | 21% | A Hooker | FS | | 74 | 100% | |
| D Jackson | CB | | 53 | 100% | | | K Fulton | CB | | 74 | 100% | |
| X Woods | FS | | 53 | 100% | | | S Murphy-Bunting | CB | | 74 | 100% | |
| D Long | CB | | 49 | 92% | 5 | 21% | R McCreary | CB | | 66 | 89% | |
| B Burns | LB | | 49 | 92% | 2 | 8% | A Al-Shaair | LB | | 64 | 86% | |
| D Brown | DE | | 46 | 87% | 5 | 21% | K Wallace | FS | | 62 | 84% | |
| A Cook | SS | | 29 | 55% | 15 | 62% | H Landry | LB | | 56 | 76% | |
| K Grugier-Hill | LB | | 29 | 55% | 12 | 50% | D Autry | DE | | 51 | 69% | |
| T Hill | CB | | 26 | 49% | 2 | 8% | A Key | LB | | 46 | 62% | |
| M Haynes | LB | | 26 | 49% | | | E Molden | CB | | 36 | 49% | |
| L Ray | DE | | 24 | 45% | 4 | 17% | J Gibbens | LB | | 35 | 47% | |
| V Bell | SS | | 24 | 45% | | | T Tart | DT | | 29 | 39% | |
| S Tuttle | DT | | 22 | 42% | 5 | 21% | R Weaver | LB | | 24 | 32% | |
| D Williams | DE | | 20 | 38% | 2 | 8% | M Rice | LB | | 23 | 31% | |
| A Barno | LB | | 17 | 32% | 12 | 50% | K Peko | DT | | 20 | 27% | |
| N Thurman | DT | | 17 | 32% | 3 | 12% | R Blacklock | DT | | 12 | 16% | |
| D Jones | LB | | 11 | 21% | | | T McLendon | DE | | 6 | 8% | |
| J Robinson | SS | | 9 | 17% | 18 | 75% | J Jones | LB | | | 19 | 79% |
| C Wormley | DE | | 9 | 17% | | | L Gifford | LB | | | 18 | 75% |
| D Johnson | LB | | 8 | 15% | 2 | 8% | A Kendall | CB | | | 18 | 75% |
| E Leota | LB | | 5 | 9% | 15 | 62% | T Avery | CB | | | 11 | 46% |
| S Franklin | SS | | 2 | 4% | 22 | 92% | R Stonehouse | P | | | 10 | 42% |
| D Jamison | CB | | 2 | 4% | 16 | 67% | M Cox | LS | | | 10 | 42% |
| T Davis | LB | | | | 17 | 71% | M Brown | FS | | | 8 | 33% |
| L Jackson | CB | | | | 11 | 46% | N Folk | K | | | 6 | 25% |
| J Hekker | P | | | | 8 | 33% | E Garror | CB | | | 6 | 25% |
| J Jansen | LS | | | | 8 | 33% | | | | | | |

| | | | | | | | |
|-----------|---|---|-----|----------------|---|---|-----|
| E Pineiro | K | 5 | 21% | A Dillard | T | 3 | 12% |
| D Sharpe | T | 2 | 8% | C Throckmorton | G | 3 | 12% |
| | | | | C Levin | C | 3 | 12% |



TENNESSEE TITANS (3-7) vs. CAROLINA PANTHERS (1-9)

Sunday, November 26, 2023, 12:00 p.m. – Nissan Stadium, Nashville, Tenn.

NISSAN
STADIUM



TITANS

| | | |
|----|-------------------------|-----|
| 0 | Sean MURPHY-BUNTING.. | CB |
| 2 | Azeez AL-SHAIR..... | LB |
| 4 | Ryan STONEHOUSE..... | P |
| 6 | Nick FOLK..... | K |
| 7 | Malik WILLIS..... | QB |
| 8 | Will LEVIS..... | QB |
| 10 | DeAndre HOPKINS..... | WR |
| 11 | Chris MOORE..... | WR |
| 14 | Colton DOWELL..... | WR |
| 15 | Nick WESTBROOK-IKHINE.. | WR |
| 16 | Treylon BURKS..... | WR |
| 17 | Ryan TANNEHILL..... | QB |
| 18 | Kyle PHILIPS..... | WR |
| 21 | Roger McCREARY..... | CB |
| 22 | Derrick HENRY..... | RB |
| 23 | Tre AVERY..... | CB |
| 24 | Elijah MOLDEN..... | DB |
| 26 | Kristian FULTON..... | CB |
| 32 | Tyjae SPEARS..... | RB |
| 33 | Eric GARROR..... | DB |
| 35 | K'Von WALLACE..... | S |
| 37 | Amani HOOKER..... | S |
| 38 | Terrell EDMUNDS..... | S |
| 40 | Anthony KENDALL..... | CB |
| 42 | Caleb MURPHY..... | OLB |
| 44 | Mike BROWN..... | S |
| 46 | Morgan COX..... | LS |
| 49 | Arden KEY..... | OLB |
| 50 | Jack GIBBENS..... | LB |
| 51 | Trevis GIPSON..... | OLB |
| 55 | Aaron BREWER..... | G/C |
| 56 | Monty RICE..... | LB |
| 57 | Luke GIFFORD..... | LB |
| 58 | Harold LANDRY III..... | OLB |
| 60 | Daniel BRUNSKILL..... | OL |
| 62 | Corey LEVIN..... | C/G |
| 66 | Chris HUBBARD..... | OL |
| 69 | TK McLENDON JR..... | DE |
| 71 | Andre DILLARD..... | T |
| 72 | Calvin THROCKMORTON.. | OL |
| 75 | Dillon RADUNZ..... | OL |
| 77 | Peter SKORONSKI..... | OL |
| 79 | Jaelyn DUNCAN..... | OL |
| 81 | Josh WHYLE..... | TE |
| 85 | Chig OKONKWO..... | TE |
| 86 | Kevin RADER..... | TE |
| 88 | Trevon WESCO..... | TE |
| 93 | Teair TART..... | DT |
| 94 | Jaleel JOHNSON..... | DT |
| 95 | Kyle PEKO..... | DT |
| 96 | Denico AUTRY..... | DL |
| 98 | Jeffery SIMMONS..... | DT |
| 99 | Rashad WEAVER..... | OLB |

TITANS OFFENSE

| | | | | | | |
|----|-----------|------------------------|-----------|-----------------------|-----------|----------------------|
| WR | 16 | Treylon Burks | 11 | Chris Moore | 18 | Kyle Philips |
| TE | 88 | Trevon Wesco | 86 | Kevin Rader | | |
| LT | 71 | Andre Dillard | 75 | Dillon Radunz | | |
| LG | <u>77</u> | <u>Peter Skoronski</u> | 75 | Dillon Radunz | | |
| C | 55 | Aaron Brewer | 62 | Corey Levin | | |
| RG | 60 | Daniel Brunskill | 72 | Calvin Throckmorton | | |
| RT | 66 | Chris Hubbard | <u>79</u> | <u>Jaelyn Duncan</u> | | |
| TE | 85 | Chig Okonkwo | <u>81</u> | <u>Josh Whyle</u> | | |
| WR | 10 | DeAndre Hopkins | 15 | Nick Westbrook-Ikhine | <u>14</u> | <u>Colton Dowell</u> |
| QB | <u>8</u> | <u>Will Levis</u> | 17 | Ryan Tannehill | 7 | Malik Willis |
| RB | 22 | Derrick Henry | <u>32</u> | <u>Tyjae Spears</u> | | |

TITANS SCHEDULE

| | | |
|----------|-------|---------------|
| Sept. 10 | @ NO |L, 15-16 |
| Sept. 17 | LAC |W, 27-24 |
| Sept. 24 | @ CLE |L, 3-27 |
| Oct. 1 | CIN |W, 27-3 |
| Oct. 8 | @ IND |L, 16-23 |
| Oct. 15 | BAL |L, 16-24 |
| Oct. 29 | ATL |W, 28-23 |
| Nov. 2 | @ PIT |L, 16-20 |
| Nov. 12 | @ TB |L, 6-20 |
| Nov. 19 | @ JAX |L, 14-34 |
| Nov. 26 | CAR | |
| Dec. 3 | IND | |
| Dec. 11 | @ MIA | |
| Dec. 17 | HOU | |
| Dec. 24 | SEA | |
| Dec. 31 | @ HOU | |
| Jan. 6/7 | JAX | |

TITANS DEFENSE

| | | | | | | |
|-----|----|-----------------------|-----------|------------------------|-----------|------------------------|
| DE | 96 | Denico Autry | 94 | Jaleel Johnson | | |
| NT | 93 | Teair Tart | 95 | Kyle Peko | | |
| DT | 98 | Jeffery Simmons | <u>69</u> | <u>TK McLendon Jr.</u> | | |
| OLB | 49 | Arden Key | 99 | Rashad Weaver | <u>42</u> | <u>Caleb Murphy</u> |
| ILB | 2 | Azeez Al-Shaair | 57 | Luke Gifford | | |
| ILB | 50 | Jack Gibbens | 56 | Monty Rice | | |
| OLB | 58 | Harold Landry III | 51 | Trevis Gipson | | |
| CB | 0 | Sean Murphy-Bunting / | 21 | Roger McCreary | <u>40</u> | <u>Anthony Kendall</u> |
| S | 24 | Elijah Molden | 38 | Terrell Edmunds | 44 | Mike Brown |
| S | 37 | Amani Hooker | 35 | K'Von Wallace | | |
| CB | 26 | Kristian Fulton | 23 | Tre Avery | <u>33</u> | <u>Eric Garror</u> |

PANTHERS

| | | |
|----|--------------------------|-----|
| 0 | Brian BURNS..... | OLB |
| 3 | Raheem BLACKSHEAR..... | RB |
| 4 | Eddy PINEIRO..... | K |
| 5 | Laviska SHENAULT JR..... | WR |
| 6 | Miles SANDERS..... | RB |
| 9 | Bryce YOUNG..... | QB |
| 10 | Johnny HEKKER..... | P |
| 11 | Ihmir SMITH-MARSETTE.. | WR |
| 13 | Troy HILL..... | CB |
| 14 | Andy DALTON..... | QB |
| 15 | Jonathan MINGO..... | WR |
| 17 | DJ CHARK JR..... | WR |
| 19 | Adam THIELEN..... | WR |
| 20 | David LONG JR..... | CB |
| 22 | Jammie ROBINSON..... | S |
| 23 | CJ HENDERSON..... | CB |
| 24 | Vonn BELL..... | S |
| 25 | Xavier WOODS..... | S |
| 26 | Donte JACKSON..... | CB |
| 27 | Alex COOK..... | S |
| 29 | D'Shawn JAMISON..... | DB |
| 30 | Chuba HUBBARD..... | RB |
| 32 | Dicaprio BOOTLE..... | CB |
| 33 | Tae DAVIS..... | LB |
| 40 | Deion JONES..... | LB |
| 42 | Sam FRANKLIN JR..... | S |
| 44 | JJ JANSEN..... | LS |
| 46 | Eku LEOTA..... | OLB |
| 49 | Frankie LUVU..... | LB |
| 52 | D.J. JOHNSON..... | OLB |
| 54 | Kamu GRUGIER-HILL..... | LB |
| 56 | Bradley BOZEMAN..... | C |
| 61 | Ricky LEE..... | T |
| 62 | Chandler ZAVALA..... | G |
| 63 | Austin CORBETT..... | G |
| 64 | Brett TOTH..... | OL |
| 66 | Nash JENSEN..... | OL |
| 68 | Cade MAYS..... | G |
| 72 | Taylor MOTON..... | T |
| 74 | David SHARPE..... | T |
| 79 | Ikem EKWONU..... | T |
| 80 | Ian THOMAS..... | TE |
| 81 | Hayden HURST..... | TE |
| 82 | Tommy TREMBLE..... | TE |
| 84 | Stephen SULLIVAN..... | TE |
| 88 | Terrace MARSHALL JR..... | WR |
| 90 | Amaré BARNO..... | OLB |
| 91 | Nick THURMAN..... | DT |
| 93 | LaBryan RAY..... | DT |
| 95 | Derrick BROWN..... | DE |
| 96 | DeShawn WILLIAMS..... | DE |
| 98 | Marquis HAYNES SR..... | OLB |
| 99 | Shy TUTTLE..... | DE |

PANTHERS DEFENSE

| | | | | | | |
|-----|-----------|---------------------|-----------|------------------------|-----------|--------------------|
| DE | 95 | Derrick Brown | 93 | LaBryan Ray | | |
| DT | 99 | Shy Tuttle | 91 | Nick Thurman | | |
| DE | 96 | DeShawn Williams | 93 | LaBryan Ray | | |
| OLB | 0 | Brian Burns | 90 | Amaré Barno | 98 | Marquis Haynes Sr. |
| LB | 49 | Frankie Luvu | 33 | Tae Davis | | |
| LB | 54 | Kamu Grugier-Hill | 40 | Deion Jones | | |
| OLB | <u>52</u> | <u>D.J. Johnson</u> | <u>46</u> | <u>Eku Leota</u> | | |
| CB | 23 | CJ Henderson | 13 | Troy Hill | 32 | Dicaprio Bootle |
| CB | 26 | Donte Jackson | <u>29</u> | <u>D'Shawn Jamison</u> | 20 | David Long Jr. |
| S | 25 | Xavier Woods | <u>22</u> | <u>Jammie Robinson</u> | <u>27</u> | <u>Alex Cook</u> |
| S | 24 | Vonn Bell | 42 | Sam Franklin Jr. | | |
| NCB | 13 | Troy Hill | | | | |

PANTHERS SCHEDULE

| | | |
|------------|-------|---------------|
| Sept. 10 | @ ATL |L, 10-24 |
| Sept. 18 | NO |L, 17-20 |
| Sept. 24 | @ SEA |L, 27-37 |
| Oct. 1 | MIN |L, 13-21 |
| Oct. 8 | @ DET |L, 24-42 |
| Oct. 15 | @ MIA |L, 21-42 |
| Oct. 29 | HOU |W, 15-13 |
| Nov. 5 | IND |L, 13-27 |
| Nov. 9 | @ CHI |L, 13-16 |
| Nov. 19 | DAL |L, 10-33 |
| Nov. 26 | @ TEN | |
| Dec. 3 | @ TB | |
| Dec. 10 | @ NO | |
| Dec. 16/17 | ATL | |
| Dec. 24 | GB | |
| Dec. 31 | @ JAX | |
| Jan. 6/7 | TB | |

PANTHERS OFFENSE

| | | | | | | |
|----|-----------|------------------------|-----------|----------------------|----|-------------------|
| WR | 17 | DJ Chark Jr. | 88 | Terrace Marshall Jr. | | |
| LT | 79 | Ikem Ekwonu | <u>61</u> | <u>Ricky Lee</u> | | |
| LG | <u>62</u> | <u>Chandler Zavala</u> | <u>66</u> | <u>Nash Jensen</u> | 64 | Brett Toth |
| C | 56 | Bradley Bozeman | | | | |
| RG | 63 | Austin Corbett | 68 | Cade Mays | | |
| RT | 72 | Taylor Moton | 74 | David Sharpe | | |
| TE | 82 | Tommy Tremble | 84 | Stephen Sullivan | | |
| TE | 81 | Hayden Hurst | 80 | Ian Thomas | | |
| WR | 19 | Adam Thielen | 11 | Ihmir Smith-Marsette | | |
| WR | <u>15</u> | <u>Jonathan Mingo</u> | 5 | Laviska Shenault Jr. | | |
| QB | <u>9</u> | <u>Bryce Young</u> | 14 | Andy Dalton | | |
| RB | 30 | Chuba Hubbard | 6 | Miles Sanders | 3 | Raheem Blackshear |

TITANS SPECIALISTS

| | | | | |
|-----|-----------|---------------------|----|-----------------|
| K | 6 | Nick Folk | 4 | Ryan Stonehouse |
| KO | 6 | Nick Folk | 4 | Ryan Stonehouse |
| P | 4 | Ryan Stonehouse | 6 | Nick Folk |
| H | 4 | Ryan Stonehouse | 17 | Ryan Tannehill |
| PR | <u>33</u> | <u>Eric Garror</u> | 18 | Kyle Philips |
| KOR | <u>32</u> | <u>Tyjae Spears</u> | 11 | Chris Moore |
| LS | 46 | Morgan Cox | 50 | Jack Gibbens |



PANTHERS SPECIALISTS

| | | | | | | |
|----|----|----------------------|---|----------------------|----|----------------------|
| KR | 3 | Raheem Blackshear | 5 | Laviska Shenault Jr. | 11 | Ihmir Smith-Marsette |
| PR | 11 | Ihmir Smith-Marsette | 3 | Raheem Blackshear | | |
| LS | 44 | JJ Jansen | | | | |
| H | 10 | Johnny Hekker | | | | |
| P | 10 | Johnny Hekker | | | | |
| K | 4 | Eddy Piñeiro | | | | |

TITANS PRACTICE SQUAD

| | | | | | |
|----|---------------------|-----|----|------------------------|----|
| 12 | Mason Kinsey..... | WR | 61 | John Ojukwu..... | OL |
| 20 | Jonathan Ward..... | RB | 73 | Lachavious Simmons.. | OL |
| 28 | Shyheim Carter..... | DB | 76 | Andrew Rupcich..... | OL |
| 29 | Josh Thompson..... | DB | 80 | Shi Smith..... | WR |
| 30 | Tay Gowan..... | DB | 82 | TreShaun Harrison...WR | |
| 39 | Matthew Jackson.... | S | 89 | Thomas Odukoya..... | TE |
| 41 | Otis Reese IV..... | LB | 90 | Ross Blacklock..... | DT |
| 48 | Thomas Rush..... | OLB | 92 | Marlon Davidson...DT | |
| 52 | Joe Jones..... | LB | | | |

TITANS PRONUNCIATIONS

| | | | |
|----------------------|-------------------|-------------------------|-------------|
| AZEEZ AL-SHAIR..... | uh-ZEEZ al-SHY-er | TYJAE Spears..... | TAH-zhay |
| TREYLON Burks..... | TRAY-lin | Ryan TANNEHILL..... | TAN-uh-hill |
| Chig OKONKWO..... | oh-KAHN-kwoh | TEAIR Tart..... | tee-AIR |
| Dillon RADUNZ..... | RAY-dinz | Nick Westbrook-IKHINE.. | uh-KEEN-ay |
| Peter SKORONSKI..... | skuh-RON-ski | Josh WHYLE..... | WHY-lee |

TODAY'S OFFICIALS

| | |
|----------------------|------------------------|
| Referee..... | Ronald Torbert (62) |
| Umpire..... | Barry Anderson (20) |
| Down Judge..... | Max Causey (21) |
| Line Judge..... | Maia Chaka (100) |
| Field Judge..... | Ryan Dickson (25) |
| Side Judge..... | Keith Washington (7) |
| Back Judge..... | Tony Josselyn (67) |
| Replay Official..... | Artenzia Young-Seigler |

PANTHERS PRONUNCIATIONS

| | | | |
|------------------------|-----------------------|------------------------|-------------------------|
| AMARE Barno..... | uh-MARR-EE | Eddy PINEIRO..... | pin-YERO |
| Dicaprio BOOTLE..... | BOO-tle | JAMMIE Robinson..... | JAY-mee |
| Austin CORBETT..... | CORE-bit | LAVISKA SHENAULT Jr.. | luh-VISK-uh shuh-NAULT |
| IKEM EKWONU..... | EE-kem eck-WAHN-oo | IHMIR SMITH-MARSETTE.. | ah-MEER smith MARR-sett |
| KAMU GRUGIER-HILL.. | KAH-moo GREW-jay HILL | STEPHEN Sullivan..... | stuh-FAHN |
| MARQUIS Haynes Sr..... | mar-KEESE | Brett TOTH..... | THEE-lin |
| CHUBA Hubbard..... | CHEW-ba | Adam THIELEN..... | THEE-lin |
| EKU LEOTA..... | EK-oo lee-OH-tuh | TOETH | TOETH |
| Frankie LUVU..... | LOO-voe | DESHAWN Williams..... | DEE-shawn |
| Taylor MOTON..... | MOAT-in | XAVIER Woods..... | ECK-zay-vee-er |
| | | Chandler ZAVALA..... | zuh-VAWL-uh |

PANTHERS PRACTICE SQUAD

| | | | | | |
|----|---------------------|----|----|----------------------|----|
| 16 | Jake Luton..... | QB | 73 | Rashard Lawrence.. | DL |
| 31 | Lamar Jackson..... | CB | 78 | Jayden Peavy..... | DT |
| 33 | Spencer Brown..... | RB | 83 | Derek Wright..... | WR |
| 47 | Ace Eley..... | LB | 85 | Jordan Matthews...TE | |
| 48 | Jordan Thomas...OLB | | 86 | Mike Strachan..... | WR |
| 55 | Blake Martinez..... | LB | 87 | Matt Landers..... | WR |
| 65 | J.D. DiRenzo..... | OL | 92 | Raequan Williams..DE | |
| 71 | Chris Wormley..... | DE | | | |

TITANS

| | | |
|----|--------------------------|-----|
| 2 | AL-SHAAIR, Azeez..... | LB |
| 96 | AUTRY, Denico | DL |
| 23 | VERY, Tre | CB |
| 55 | BREWER, Aaron | G/C |
| 44 | BROWN, Mike | S |
| 60 | BRUNSKILL, Daniel..... | OL |
| 16 | BURKS, Treyton | WR |
| 46 | COX, Morgan..... | LS |
| 71 | DILLARD, Andre | T |
| 14 | DOWELL, Colton | WR |
| 79 | DUNCAN, Jaelyn..... | OL |
| 38 | EDMUNDS, Terrell | S |
| 6 | FOLK, Nick | K |
| 26 | FULTON, Kristian | CB |
| 33 | GARROR, Eric..... | DB |
| 50 | GIBBENS, Jack | LB |
| 57 | GIFFORD, Luke..... | LB |
| 51 | GIPSON, Trevis..... | OLB |
| 22 | HENRY, Derrick..... | RB |
| 37 | HOOKE, Amani..... | S |
| 10 | HOPKINS, DeAndre | WR |
| 66 | HUBBARD, Chris..... | OL |
| 94 | JOHNSON, Jaleel..... | DT |
| 40 | KENDALL, Anthony | CB |
| 49 | KEY, Arden..... | OLB |
| 58 | LANDRY III, Harold | OLB |
| 62 | LEVIN, Corey..... | C/G |
| 8 | LEVIS, Will..... | QB |
| 21 | McCREARY, Roger | CB |
| 69 | McLENDON JR., TK..... | DE |
| 24 | MOLDEN, Elijah..... | DB |
| 11 | MOORE, Chris..... | WR |
| 42 | MURPHY, Caleb..... | OLB |
| 0 | MURPHY-BUNTING, Sean.. | CB |
| 85 | OKONKWO, Chig | TE |
| 95 | PEKO, Kyle..... | DT |
| 18 | PHILIPS, Kyle..... | WR |
| 86 | RADER, Kevin | TE |
| 75 | RADUNZ, Dillon..... | OL |
| 56 | RICE, Monty | LB |
| 98 | SIMMONS, Jeffery..... | DT |
| 77 | SKORONSKI, Peter..... | OL |
| 32 | SPEARS, Tyjae | RB |
| 4 | STONEHOUSE, Ryan | P |
| 17 | TANNEHILL, Ryan..... | QB |
| 93 | TART, Teair | DT |
| 72 | THROCKMORTON, Calvin.. | OL |
| 35 | WALLACE, K'Von | S |
| 99 | WEAVER, Rashad..... | OLB |
| 88 | WESCO, Trevon | TE |
| 15 | WESTBROOK-IKHINE, Nick.. | WR |
| 81 | WHYLE, Josh | TE |
| 7 | WILLIS, Malik..... | QB |

TENNESSEE TITANS

| NO. | NAME | POS. | HT. | WT. | AGE | EXP. | COLLEGE |
|-----|-----------------------|------|------|-----|-----|------|-----------------------|
| 0 | Sean Murphy-Bunting | CB | 6-0 | 195 | 26 | 5 | Central Michigan |
| 2 | Azeez Al-Shaair | LB | 6-2 | 228 | 26 | 5 | Florida Atlantic |
| 4 | Ryan Stonehouse | P | 5-10 | 193 | 24 | 2 | Colorado State |
| 6 | Nick Folk | K | 6-1 | 225 | 39 | 16 | Arizona |
| 7 | Malik Willis | QB | 6-1 | 219 | 24 | 2 | Liberty |
| 8 | Will Levis | QB | 6-4 | 229 | 24 | R | Kentucky |
| 10 | DeAndre Hopkins | WR | 6-1 | 212 | 31 | 11 | Clemson |
| 11 | Chris Moore | WR | 6-1 | 200 | 30 | 8 | Cincinnati |
| 14 | Colton Dowell | WR | 6-3 | 212 | 24 | R | Tennessee-Martin |
| 15 | Nick Westbrook-Ikhine | WR | 6-2 | 211 | 26 | 4 | Indiana |
| 16 | Treyton Burks | WR | 6-2 | 225 | 23 | 2 | Arkansas |
| 17 | Ryan Tannehill | QB | 6-4 | 217 | 35 | 12 | Texas A&M |
| 18 | Kyle Philips | WR | 5-11 | 189 | 24 | 2 | UCLA |
| 21 | Roger McCreary | CB | 5-11 | 190 | 23 | 2 | Auburn |
| 22 | Derrick Henry | RB | 6-3 | 247 | 29 | 8 | Alabama |
| 23 | Tre Avery | CB | 5-11 | 181 | 26 | 2 | Rutgers |
| 24 | Elijah Molden | DB | 5-10 | 192 | 24 | 3 | Washington |
| 26 | Kristian Fulton | CB | 5-11 | 197 | 25 | 4 | Louisiana State |
| 32 | Tyjae Spears | RB | 5-11 | 195 | 22 | R | Tulane |
| 33 | Eric Garror | DB | 5-8 | 174 | 23 | R | Louisiana-Lafayette |
| 35 | K'Von Wallace | S | 5-11 | 205 | 26 | 4 | Clemson |
| 37 | Amani Hooker | S | 5-11 | 210 | 25 | 5 | Iowa |
| 38 | Terrell Edmunds | S | 6-1 | 217 | 26 | 6 | Virginia Tech |
| 40 | Anthony Kendall | CB | 5-10 | 188 | 23 | R | Baldwin Wallace |
| 42 | Caleb Murphy | OLB | 6-3 | 254 | 23 | R | Ferris State |
| 44 | Mike Brown | S | 6-1 | 215 | 24 | 1 | Miami (Ohio) |
| 46 | Morgan Cox | LS | 6-4 | 233 | 37 | 14 | Tennessee |
| 49 | Arden Key | OLB | 6-5 | 240 | 27 | 6 | Louisiana State |
| 50 | Jack Gibbens | LB | 6-3 | 242 | 25 | 1 | Minnesota |
| 51 | Trevis Gipson | OLB | 6-4 | 263 | 26 | 4 | Tulsa |
| 55 | Aaron Brewer | G/C | 6-1 | 295 | 26 | 4 | Texas State |
| 56 | Monty Rice | LB | 6-0 | 233 | 24 | 3 | Georgia |
| 57 | Luke Gifford | LB | 6-3 | 243 | 28 | 5 | Nebraska |
| 58 | Harold Landry III | OLB | 6-2 | 252 | 27 | 6 | Boston College |
| 60 | Daniel Brunskill | OL | 6-5 | 300 | 29 | 5 | San Diego State |
| 62 | Corey Levin | C/G | 6-4 | 307 | 29 | 5 | Chattanooga |
| 66 | Chris Hubbard | OL | 6-4 | 295 | 32 | 10 | Alabama-Birmingham |
| 69 | TK McLendon Jr. | DE | 6-4 | 275 | 24 | R | Eastern Kentucky |
| 71 | Andre Dillard | T | 6-5 | 315 | 28 | 5 | Washington State |
| 72 | Calvin Throckmorton | OL | 6-5 | 311 | 27 | 3 | Oregon |
| 75 | Dillon Radunz | OL | 6-6 | 301 | 25 | 3 | North Dakota State |
| 77 | Peter Skoronski | OL | 6-4 | 313 | 22 | R | Northwestern |
| 79 | Jaelyn Duncan | OL | 6-6 | 306 | 23 | R | Maryland |
| 81 | Josh Whyte | TE | 6-7 | 248 | 24 | R | Cincinnati |
| 85 | Chig Okonkwo | TE | 6-3 | 238 | 24 | 2 | Maryland |
| 86 | Kevin Rader | TE | 6-4 | 250 | 28 | 3 | Youngstown State |
| 88 | Trevon Wesco | TE | 6-3 | 267 | 28 | 5 | West Virginia |
| 93 | Teair Tart | DT | 6-2 | 304 | 26 | 4 | Florida International |
| 94 | Jaleel Johnson | DT | 6-3 | 316 | 29 | 7 | Iowa |
| 95 | Kyle Peko | DT | 6-1 | 305 | 30 | 5 | Oregon State |
| 96 | Denico Autry | DL | 6-5 | 285 | 33 | 10 | Mississippi State |
| 98 | Jeffery Simmons | DT | 6-4 | 305 | 26 | 5 | Mississippi State |
| 99 | Rashad Weaver | OLB | 6-4 | 259 | 26 | 3 | Pittsburgh |

TITANS COACHES

HEAD COACH: MIKE VRABEL

CRAIG AUKERMAN (asst. head coach - special teams coord.), SHANE BOWEN (def. coord.), TIM KELLY (off. coord.), BRIAN BELL (asst. dir. of sports performance), SCOTT BOOKER (safeties), KYLAN BUTLER (off. asst.), RYAN CROW (outside linebackers), TONY DEWS (tight ends), JUSTIN HAMILTON (def. quality control), CHRIS HARRIS (def. pass game coord./cornerbacks), JASON HOUGHTALING (off. line), MATT JONES (off. line asst.), BOBBY KING (inside linebackers), ZAK KUHR (inside linebackers asst.), ANTHONY LEVINE (special teams asst.), LORI LOCUST (def. quality control), CHARLES LONDON (pass game coord./quarterbacks), CLINTON McMILLAN (def. line asst.), ROB MOORE (wide receivers), PAT O'HARA (passing game analyst), JUSTIN OUTTEN (run game coord./running backs), FRANK PIRAINO (dir. of sports performance), TOM QUINN (special teams asst.), HALEY ROBERTS (sports performance asst.), TYLER ROUSE (sports performance asst.), LUKE STOCKER (off. asst.), JOHN STREICHER (dir. of football admin.), MIKE SULLIVAN (asst. off. line), TERRELL WILLIAMS (asst. head coach - def./def. line).

CAROLINA PANTHERS

| NO. | NAME | POS. | HT. | WT. | AGE | EXP. | COLLEGE |
|-----|----------------------|------|------|-----|-----|------|----------------------|
| 0 | Brian Burns | OLB | 6-5 | 250 | 25 | 5 | Florida State |
| 3 | Raheem Blackshear | RB | 5-9 | 190 | 25 | 2 | Virginia Tech |
| 4 | Eddy Piñeiro | K | 5-11 | 190 | 28 | 4 | Florida |
| 5 | Laviska Shenault Jr. | WR | 6-1 | 220 | 25 | 4 | Colorado |
| 6 | Miles Sanders | RB | 5-11 | 211 | 26 | 5 | Penn State |
| 9 | Bryce Young | QB | 5-10 | 204 | 22 | R | Alabama |
| 10 | Johnny Hekker | P | 6-5 | 225 | 33 | 12 | Oregon State |
| 11 | Ihmir Smith-Marsette | WR | 6-1 | 185 | 24 | 3 | Iowa |
| 13 | Troy Hill | CB | 5-11 | 180 | 32 | 9 | Oregon |
| 14 | Andy Dalton | QB | 6-2 | 220 | 36 | 13 | Texas Christian |
| 15 | Jonathan Mingo | WR | 6-2 | 225 | 22 | R | Mississippi |
| 17 | DJ Chark Jr. | WR | 6-4 | 205 | 27 | 6 | Louisiana State |
| 19 | Adam Thielen | WR | 6-2 | 200 | 33 | 10 | Minnesota State |
| 20 | David Long Jr. | CB | 5-11 | 196 | 25 | 5 | Michigan |
| 22 | Jammie Robinson | S | 5-11 | 195 | 22 | R | Florida State |
| 23 | CJ Henderson | CB | 6-1 | 205 | 25 | 4 | Florida |
| 24 | Vonn Bell | S | 5-11 | 215 | 28 | 8 | Ohio State |
| 25 | Xavier Woods | S | 5-11 | 200 | 28 | 7 | Louisiana Tech |
| 26 | Donte Jackson | CB | 5-10 | 180 | 28 | 6 | Louisiana State |
| 27 | Alex Cook | S | 6-1 | 196 | 24 | R | Washington |
| 29 | D'Shawn Jamison | DB | 5-9 | 185 | 24 | R | Texas |
| 30 | Chuba Hubbard | RB | 6-1 | 210 | 24 | 3 | Oklahoma State |
| 32 | Dicaprio Bootle | CB | 5-10 | 180 | 26 | 1 | Nebraska |
| 33 | Tae Davis | LB | 6-0 | 222 | 27 | 5 | Chattanooga |
| 40 | Deion Jones | LB | 6-1 | 227 | 29 | 7 | Louisiana State |
| 42 | Sam Franklin Jr. | S | 6-3 | 210 | 27 | 4 | Temple |
| 44 | JJ Jansen | LS | 6-2 | 235 | 37 | 16 | Notre Dame |
| 46 | Ekua Leota | OLB | 6-4 | 257 | 24 | R | Auburn |
| 49 | Frankie Luvu | LB | 6-3 | 235 | 27 | 6 | Washington State |
| 52 | D.J. Johnson | OLB | 6-4 | 270 | 25 | R | Oregon |
| 54 | Kamu Grugier-Hill | LB | 6-2 | 230 | 29 | 8 | Eastern Illinois |
| 56 | Bradley Bozeman | C | 6-5 | 325 | 28 | 6 | Alabama |
| 61 | Ricky Lee | T | 6-6 | 305 | 24 | R | North Carolina A&T |
| 62 | Chandler Zavala | G | 6-5 | 325 | 24 | R | North Carolina State |
| 63 | Austin Corbett | G | 6-4 | 305 | 28 | 6 | Nevada |
| 64 | Brett Toth | OL | 6-6 | 304 | 27 | 5 | Army |
| 66 | Nash Jensen | OL | 6-4 | 329 | 24 | R | North Dakota State |
| 68 | Cade Mays | G | 6-6 | 325 | 24 | 2 | Tennessee |
| 72 | Taylor Moton | T | 6-5 | 325 | 29 | 7 | Western Michigan |
| 74 | David Sharpe | T | 6-6 | 346 | 28 | 5 | Florida |
| 79 | Ikem Ekwonu | T | 6-4 | 320 | 23 | 2 | North Carolina State |
| 80 | Ian Thomas | TE | 6-4 | 260 | 27 | 6 | Indiana |
| 81 | Hayden Hurst | TE | 6-4 | 250 | 30 | 6 | South Carolina |
| 82 | Tommy Tremble | TE | 6-4 | 250 | 23 | 3 | Notre Dame |
| 84 | Stephen Sullivan | TE | 6-5 | 245 | 26 | 2 | Louisiana State |
| 88 | Terrace Marshall Jr. | WR | 6-2 | 200 | 23 | 3 | Louisiana State |
| 90 | Amaré Barno | OLB | 6-6 | 245 | 24 | 2 | Virginia Tech |
| 91 | Nick Thurman | DT | 6-4 | 295 | 28 | 2 | Houston |
| 93 | LaBryan Ray | DT | 6-4 | 290 | 25 | 1 | Alabama |
| 95 | Derrick Brown | DE | 6-5 | 320 | 25 | 4 | Auburn |
| 96 | DeShawn Williams | DE | 6-1 | 292 | 30 | 5 | Clemson |
| 98 | Marquis Haynes Sr. | OLB | 6-2 | 235 | 29 | 6 | Mississippi |
| 99 | Shy Tuttle | DE | 6-3 | 300 | 28 | 5 | Tennessee |

PANTHERS COACHES

HEAD COACH: FRANK REICH

THOMAS BROWN (offensive coordinator), EJIRO EVERO (defensive coordinator), CHRIS TABOR (special teams coordinator), MIKE BERCOVICI (offensive assistant), TYLER BOYLES (offensive quality control/assistant to the head coach), JIM CALDWELL (senior assistant), JAMES CAMPEN (offensive line), DOM CAPERS (senior defensive assistant), MAYUR CHAUDHARI (defensive assistant), JONATHAN COOLEY (secondary/cornerbacks), BRIAN DECKER (VP of team development), DEVIN FITZSIMMONS (assistant special teams), PARKS FRAZIER (passing game coordinator), DEANGELO HALL (assistant defensive backs), PETER HANSEN (linebackers), SHAWN JEFFERSON (wide receivers), ROBERT KUGLER (assistant offensive line), GEORGE LI (game management coordinator), JOHN LILLY (tight ends), TEM LUKABU (outside linebackers), BOBBY MAFFEI (defensive assistant), JOSH MCCOWN (quarterbacks), JAMEL MUTUNGA (offensive assistant), DUCE STALEY (assistant head coach/running backs), TODD WASH (defensive line), BERT WATTS (safeties).

PANTHERS

| | | |
|----|--------------------------|-----|
| 90 | BARNO, Amaré | OLB |
| 24 | BELL, Vonn..... | S |
| 3 | BLACKSHEAR, Raheem.. | RB |
| 32 | BOOTLE, Dicaprio..... | CB |
| 56 | BOZEMAN, Bradley..... | C |
| 95 | BROWN, Derrick..... | DE |
| 0 | BURNS, Brian..... | OLB |
| 17 | CHARK JR., DJ | WR |
| 27 | COOK, Alex | S |
| 63 | CORBETT, Austin..... | G |
| 14 | DALTON, Andy | QB |
| 33 | DAVIS, Tae..... | LB |
| 79 | EKWONU, Ikem..... | T |
| 42 | FRANKLIN JR., Sam | S |
| 54 | GRUGIER-HILL, Kamu.... | LB |
| 98 | HAYNES SR., Marquis.. | OLB |
| 10 | HEKKER, Johnny | P |
| 23 | HENDERSON, CJ | CB |
| 13 | HILL, Troy..... | CB |
| 30 | HUBBARD, Chuba..... | RB |
| 81 | HURST, Hayden..... | TE |
| 26 | JACKSON, Donte | CB |
| 29 | JAMISON, D'Shawn..... | DB |
| 44 | JANSEN, JJ..... | LS |
| 66 | JENSEN, Nash | OL |
| 52 | JOHNSON, D.J..... | OLB |
| 40 | JONES, Deion | LB |
| 61 | LEE, Ricky | T |
| 46 | LEOTA, Eku..... | OLB |
| 20 | LONG JR., David..... | CB |
| 49 | LUVU, Frankie | LB |
| 88 | MARSHALL JR., Terrace.. | WR |
| 68 | MAYS, Cade..... | G |
| 15 | MINGO, Jonathan..... | WR |
| 72 | MOTON, Taylor | T |
| 4 | PIÑEIRO, Eddy..... | K |
| 93 | RAY, LaBryan | DT |
| 22 | ROBINSON, Jammie | S |
| 6 | SANDERS, Miles..... | RB |
| 74 | SHARPE, David..... | T |
| 5 | SHENAULT JR., Laviska .. | WR |
| 11 | SMITH-MARSETTE, Ihmir .. | WR |
| 84 | SULLIVAN, Stephen..... | TE |
| 19 | THIELEN, Adam | WR |
| 80 | THOMAS, Ian | TE |
| 91 | THURMAN, Nick..... | DT |
| 64 | TOTH, Brett | OL |
| 82 | TREMBLE, Tommy..... | TE |
| 99 | TUTTLE, Shy | DE |
| 96 | WILLIAMS, DeShawn..... | DE |
| 25 | WOODS, Xavier..... | S |
| 9 | YOUNG, Bryce | QB |
| 62 | ZAVALA, Chandler | G |



TENNESSEE TITANS

**LAST WEEK'S
GAME CLIPS**

TITANS CLAW OUT 17-10 WIN OVER THE PANTHERS

**BY JIM WYATT
TENNESSEETITANS.COM
NOVEMBER 27, 2023**

NASHVILLE – The Titans have a ways to go to claw back to .500, or get back into any kind of contending status.

But against the Panthers, with a 17-10 win, the team proved it's not done fighting.

"We put a lot into it," Titans Coach Mike Vrabel said of the win. "I am happy for the players, happy for the coaches, and our fans, the organization, and everybody included. You put a lot into it every week, and these games are tough, they're tight, they're close. A few plays make the difference."

The Titans ended a three-game losing streak with the win, by making just enough plays to win.

The team is now 4-7 on the season, including a perfect 4-0 at Nissan Stadium.

Rookie quarterback Will Levis, who completed 18-of-25 passes for 185 yards in the contest, hopes it's a win the team can build on.

"A win is a win," Levis said. "You talk about how hard winning in this league is, and that's one where you feel like you did it. We got it, and we have to keep building on that and keep rolling from there. It's the first time in a while we got a win, so it's a good feeling."

Titans running back Derrick Henry carried the ball 18 times for 76 yards and two touchdowns in the contest.

Defensively, the Titans sacked Panthers quarterback Bryce Young four times, while hitting him nine times. On many plays, Young found himself eluding would-be tacklers all over the field.

Defensive lineman Denico Autry had two sacks in the contest, while Jeffery Simmons and Arden Key both had a sack each in the contest.

"We're getting the swagger back," Autry said. "That's what our type of ball looks like, and we have to keep it right there, steady that level of ball."

After an impressive first half, it was a struggle to close out the Panthers.

But in the end, the Titans got it done.

The Titans took a 7-0 lead on a one-yard touchdown run by Henry late in the first quarter.

The run capped a 15-play, 91-yard drive which saw Levis go 6-for-6, with completions to DeAndre Hopkins, Chris Moore (2), Josh Whyle, Nick Westbrook-Ikhine and finally to tight end Chig Okonkwo, the final catch a 25-yard grab which put the ball at the one.

The Panthers cut the lead to 7-3 midway through the second quarter on a 50-yard field goal by kicker Eddy Pineiro.

Then, the Titans got a big defensive play when Key sacked Young, forcing a fumble, and Simmons recovered the loose ball on the Carolina 15-yard line.

Two plays later, Henry found the end zone again, this time on an 11-yard run, to make it 14-3 with 2:27 left in the first half.

The Titans stretched the lead to 17-3 at the half on a 53-yard field goal by kicker Nick Folk.

The Panthers cut the lead to 17-10 on their opening possession of the second half on a five-yard touchdown run by Chuba Hubbard, which capped an 11-play, 67-yard drive.

The Titans didn't score in the second half, but they were able to close it on defense.

"At the end the day, people are adding up your wins and losses,

regardless of how you get them," linebacker Azeez Al-Shaair said. "The biggest thing we wanted to accomplish was finding a way to win this game. We all played complementary, and we found a way to get it done."

The Titans return to action next Sunday against the Colts at Nissan Stadium.

The team hopes it can put together back-to-back wins for the first time this season.

"I talked to the guys today about how we've got to get our juice back – we have to get our mojo back," Levis said. "It's tough these past few weeks, looking around after games and seeing the looks in dude's eyes – dudes that we all know our dogs – and guys that have done this year in and year out.

"Let's regain that confidence. I think getting the win alone is enough to do that, and hopefully we can do that, and get these guys' confidence back going into Indy."

###

SIX THINGS THAT STOOD OUT FOR THE TITANS IN SUNDAY'S WIN OVER THE PANTHERS

BY JIM WYATT
TENNESSEETITANS.COM
NOVEMBER 26, 2023

NASHVILLE – The Titans beat the Panthers 17-10 on Sunday at Nissan Stadium.

Here's a look at six things that stood out from the contest:

"Mac n Cheese" Defense

Titans Coach Mike Vrabel showed the defense a funny video this week, about a Mac n cheese recipe gone wrong. The message: Keep it simple. "It was a lady, who was getting on one of her nieces, or somebody, about trying to make a TikTok recipe and it came out horrible," Titans defensive lineman Denico Autry said. "So, she was basically saying, don't make stuff up." With a simplified, stick-to-the-basics defense, the Titans got after the Panthers on Sunday, sacking Panthers quarterback Bryce Young four times, and hitting him nine times, while holding Carolina to 258 yards, and only 10 points. Defensive lineman Jeffery Simmons, of course, loves good defense, and Mac n cheese. "Of course I like Mac n cheese," Simmons said with a big smile. "C'mon now, I'm from the south. Throw a little collard greens in there, too."

Pass Rush

The defense was effective on Sunday, in large part, because of a consistent pass rush. Autry had two sacks, and three tackles for a loss, while Simmons had three tackles for a loss, a sack, and a fumble recovery. Edge rusher Arden Key had a sack and a forced fumble on the day. "We're getting the swagger back," Autry said. "That's what our type of ball looks like, and we have to keep it right there, steady that level of ball." Key, who was credited with two QB hits, agreed: "Today, we played with simple

defensive stuff, and we played fast, we played with our hair on fire. Yeah, we were at home, with fans and stuff, but we didn't need the advanced stuff. Keep it simple, and run fast. ... We came this week, and we played good."

End of Half

The Titans executed the first half in fine fashion. After taking over possession of the football at their own 38-yard line with 28 seconds left, the team managed to get into field goal range. An 18-yard pass from quarterback Will Levis to receiver Nick Westbrook-Ikhine, followed by a spike at the Carolina 35-yard line, put kicker Nick Folk in position to kick a 53-yarder as time expired, and it gave the Titans a 17-3 lead at the break. "It was just fun to watch," Titans Coach Mike Vrabel said. "All those stuff that we talk about, cover, show and watch. That'll be us on the Friday tape this week, with the situational football. Well executed, and it was great. They changed their look, they called timeout, changed their look, went back into a different play, different defense, had the sideline covered. And Will (Levis) and the offense changed our play at the line of scrimmage, allowed for us to get inside, and got Nick (Folk) down there to get lined up for the field goal."

Levis Day

Levis made his fifth career start, and he completed 18-of-28 passes for 185 yards in the contest, with no touchdowns and no interceptions. He posted a passer rating of 83.2. Levis was better in the first half, compared to the second, as 128 of his yards came in the first 30 minutes. He got away with a few throws on Sunday, but he made some big throws as well. On the team's opening scoring drive, Levis was 8-of-10 for 80 yards. "We were stagnant all second half, which is tough," Levis said. "But we just got to just focus on watching the film and learn from it. But to have a first half like that, and to play complementary football with the defense, and have that great feeling

at halftime, to then go out and just kind of be meh the rest of the game sucks. We have to be able to keep it rolling and keep putting our foot on the gas and finish the types of games out."

King Henry

Titans running back Derrick Henry finished the game with 76 yards and two touchdowns, and he ripped off an 18-yard run. He found the end zone from one and 10 yards out, and was a bruiser during key stretches. A perfectionist, Henry didn't seem overly thrilled with performance after the game. One other thing I noticed: He didn't seem very happy when the Panthers delivered a vicious hit on fellow running back Tyjae Spears, and he appeared to let some of the Panthers know about it during a break in the action, as Spears was being tended to near the Carolina sideline. "I just wanted to make sure that he was ok," Henry said of Spears. "He took a big hit, and I saw a bunch of guys over there chatting, so I wanted to see what the commotion was about and checking on him and also come to his defense in that situation."

Big Time Stonehouse

I had a lot of notes scribbled down in my notepad after the game, worthy topics available for six things that stood out. But there was no way I could finish without mentioning punter Ryan Stonehouse, who impacted the game in a big way. Stonehouse punted seven times for 376 yards, a 53.7-yard average. Stonehouse had a net of 46.7 yards, and he put five of his punts down inside the 20-yard line, including punts downed at the 4, 9, 10, and the 11-yard line. His 53.7-yard average was the NFL's second-best average of the season in any game for a punter with at least seven attempts (58.6 by Cleveland's Corey Bojorquez on Nov. 5). Yes, it was another big day for Stonehouse, who recorded his fifth consecutive game with at least one punt of 60-plus yards when he clocked a 71-yard punt. It is the NFL's longest such active streak.

TITANS END LOSING SKID WITH UGLY WIN OVER PANTHERS, 17-10

**BY TERRY MCCORMICK
TITANINSIDER.COM
NOVEMBER 26, 2023**

Ugly wins count, too. And the Tennessee Titans will take it, as they edged the one-win Carolina Panthers, 17-10, at Nissan Stadium on Sunday.

The victory marked the end of a three-game Titans losing streak and also kept them perfect at Nissan Stadium, where they are 4-0, as opposed to 0-7 away from Nashville.

The Titans did enough in the first half to jump to a 17-3 lead that it didn't doom them punting on every drive of the second half against the Panthers, save for the kneeldowns in the final minute.

"A win is a win and we talk about how hard winning is in this league," said rookie quarterback Will Levis, who finished his day 18-of-28 for 185 yards. "That's one where it kind of feels like 'You did it.' We got it and we've got to keep building on it."

The Titans got enough of a boost in the first half where the offense put together a 15-play, 91-yard touchdown drive to take an early lead and the defense harassed Panthers QB Bryce Young all game, most notably with a second-quarter strip sack from Arden Key that Jeffery Simmons recovered. The Titans offense cashed in with Derrick Henry's second TD of the game.

After such poor play the previous three weeks and on the road all season, the Titans admitted they needed a win for their own confidence that had taken a bit of a hit.

"Any doubt? Yeah, it probably crept in. We're human so it definitely crept in. It's OK for it to creep in, but it ain't OK for it to stay," Key

said. "This builds our confidence. We went on the road and had three-straight losses, but we came home and we had to get the win."

After the teams exchanged punts, the Titans offense put together their only real threat of the game. Starting at their own 9, Levis got the Titans in a rhythm, completing 7-of-7 throws on the drive for 74 yards to five different receivers. The last of those passes was a 25-yarder to Chig Okonkwo, who took it down to the 1 before Henry punched it in two plays later to complete the march.

"Those are the types of drives that bring up the entire stadium," Levis said. "Defense, offense, special teams, the fans. When you're able to just capitulate down the field like that, and then finish it, it's the best feeling in ball to just finish a drive like that."

After the Panthers got on the scoreboard with an Eddy Pineiro 50-yard field goal in the second quarter, the Titans defense stepped to the forefront.

Key got one of the Titans' four sacks against the rookie Young, and it turned out to be the most important one, because the football came out with it. Simmons' recovery set the Titans up at the Carolina 15.

From there, Levis' pass to Tyjae Spears got it to the 10, before Henry scored on the next play off the left side to push the lead to 14-3.

The Titans weren't finished, though, as the defense got a three-and-out with 35 seconds left and the Titans offense took the ball at their own 38 with no timeouts. Levis found Nick Westbrook-Ikhine for 18 yards on a third-and-1 to set up Nick Folk's 53-yard field goal as the half expired.

The second half didn't offer any offensive fireworks for the Titans, and the Panthers cobbled together a TD drive in the third quarter to stay close.

But the Titans defense was strong enough to pick up the slack, using four sacks and six tackles for losses

on run plays. That was enough to overcome a day where Tennessee had eight penalties for 53 yards and was just 2-of-11 on third down.

It wasn't the prettiest, but for the Titans, it was something they hope to somehow build on in a season of struggles for Tennessee.

"It's tough these last few games of just seeing the looks in dudes' eyes, dudes that we all know are dogs, guys that just go out there and have done this year in and year out. It was 'let's regain that confidence today,' and this win alone is enough to do that and hopefully we can keep that rolling and get these guys' confidence up," Levis said.

The Titans are back at home again Sunday against the Indianapolis Colts. They will be trying for their first two-game winning streak in more than a year.

###

JAELYN DUNCAN'S FIRST START, SKILL PLAYERS SHOW TITANS LEANING INTO YOUTH

**BY BLAINE KELLAR
TITANSINSIDER.COM
NOVEMBER 26, 2023**

As Jaelyn Duncan prepared for his first career start Sunday against the Carolina Panthers, Titans quarterback Will Levis tried to build his confidence in the days to come.

Levis knew what Duncan was feeling. He likely held the same conversations with coaches and players weeks ago when debuting himself against the Atlanta Falcons.

“He was leading me,” Duncan said postgame. “Telling me to move onto the next play. ... Something’s going to go wrong, so being able to have that next-play mentality and not getting down on myself and continuing a drive.”

One Titans rookie coached up another ahead of his first start. And though Duncan didn’t dazzle the box score like Levis did in late October, he didn’t make many mistakes in protecting his fellow first-year players.

Tennessee gave up just one sack in a 17-10 win over the one-win Panthers. Starting a season-high four rookies, the Titans snapped a three-game losing streak and picked up their fourth win of the season.

“I think it went really good,” said Duncan, a sixth-round pick out of Maryland who lined up opposite two-time Pro Bowler Brian Burns. “I know there was a lot of room for improvement ... I think it went pretty good.”

Duncan played a career-high 25 snaps last week at Jacksonville, allowing zero pressures and zero sacks according to Pro Football Focus. That led to the decision toward Duncan at left tackle over 28-year-old lineman Andre Dillard.

“His demeanor and just how he went out there and played, I was really happy for him,” Levis said. “Gave him a good hug after the game.”

Starting Duncan continued a youth movement of sorts as Tennessee teeters between contention and reconstruction.

Eleven of the Titans 14 draft selections over the last two seasons have seen significant playing time this year, including 2022 third-round quarterback Malik Willis and offensive lineman Nicholas Petit-Frere.

Levis made his fifth start for the Titans on Sunday, completing 18-of-28 passes for 185 yards.

Fellow draftees Duncan and Peter Skoronski – the 11th overall pick this season who’s played more than 95 percent of available snaps – blocked for him on the offensive line.

Levis fired passes to Tyjae Spears (2023 third round), Chig Okonkwo (2022 fourth round), Josh Whyle (2023 fifth round) and Kyle Phillips (2022 fifth round), among others. Receiver Treylon Burks, taken 18th in the 2022 draft, missed his 11th career game recovering from a concussion suffered at Pittsburgh.

“It’s a hell of an opportunity for those guys to get in and show what they can do, and keep building as the season goes on and also build for the future,” running back Derrick Henry said. “It’s a great opportunity for them, and I’m excited to see what Jaelyn does and all of the other rookies getting an opportunity.”

Second-year cornerback Roger McCreary aplayed in his 26th career game, and undrafted free agent TK McClendon earned his first start on the defensive line.

McCreary was part of a defensive effort that shut down Carolina’s leading receiver Adam Thielen. The veteran came in with a team-high 76 receptions and 726 yards, but he was limited to two yards on one catch against Tennessee.

Both Titans touchdowns were off Derrick Henry runs in the first half. The first was set up on a 91-yard scoring drive that featured a blend of blooming talent.

Levis hit Whyle and third-year pro Nick Westbrook-Ikhine for a combined 25 yards, then tossed a 25-yard pass to Okonkwo, lining up Henry’s 1-yard scoring rush in the first quarter.

Okonkwo led the team with four receptions. Spears garnered two carries and hauled in a catch, and Westbrook-Ikhine was one of four wideouts to post over 40 yards receiving.

Titans coach Mike Vrabel even mentioned seventh-round receiver and Wilson Central product Colton Dowell as a rookie making the most of opportunities.

Dowell assisted on a kick return tackle and brought down Ihmir Smith-Marsette at the 10-yard line to pin the Panthers before halftime.

“It was really, really cool to see him impact the game on special teams,” Vrabel said. “I know he’ll continue to work hard to carve out a role on offense when we need it, but that’s a fantastic job from a young player, a young receiver, that took his job and his role very seriously.

“Every time we practice, and especially every time we play, those are opportunities to show your team and your coaches and your teammates you know what to do, and you play up to the standard that we expect.”

Over 9,000

With his second run in the first quarter, Derrick Henry eclipsed the 9,000-yard mark for his career.

Henry is the only active running back in the NFL to reach or surpass 9,000 yards. He became the 39th player to ever hit the mark.

Frank Gore and Matt Forte – plus former Titans Adrian Peterson and

Chris Johnson – were the league's most recent 9,000-yard running backs.

Henry rushed in both Titans touchdowns by halftime, bruising through for a 1-yard score in the first quarter and bouncing to the left sideline for a 10-yard TD in the second.

He finished with 76 yards on 18 attempts, scoring two touchdowns for the first time since last November's loss at Kansas City.

"He's one of the most gifted people to touch the rock, and for him to be on this offense and for me to be able to hand him the ball and watch him run, he's a player," Levis said. "When we get him rolling there's not many people that can stop him."

It continued a strange but record-setting season for Henry, who usurped Earl Campbell for second-most rushing yards in franchise history after a home win over Cincinnati.

He's been held under 15 carries in five games this season despite being a workhorse in previous years. Tennessee's wins against Atlanta, Cincinnati and Los Angeles were the only times he's surpassed 20 attempts in the run game.

Henry thought he could have made more of his chances against Carolina. With his two scores Sunday, he broke a tie with Corey Dillon, jumped Jim Taylor and slotted behind Marshawn Lynch in the NFL's career touchdown leaderboard.

"I'm extremely blessed," Henry said. "Thankful to be able to get this far. Thankful to the coaches and players who've helped me get to this point."

"It's a blessing. I grew up watching Marshawn and admired his game and the way he played. It's just a blessing to get to that list and be where I'm at."

Will Levis gears up to throw against the Panthers. By Angie Flatt

Bryce Young throws under pressure from Arden Key. By Angie Flatt

###

Levis prevails in battle of top-drafted QBs

Will Levis got the better of the quarterback drafted 32 picks ahead of him on Sunday.

Carolina Panthers QB Bryce Young threw for more yards (194) and had the same number of completions (18) as Levis – but the Titans signal caller got the win as two of last year's top-four drafted quarterbacks met for the first time.

Pressure made a difference between the two SEC talents in their first meeting; Young, the first overall pick, was sacked four times for a loss of 32 yards, while Levis was hit once for a 1-yard deficit.

Levis (Kentucky) and Young (Alabama) played in the Southeastern Conference but never faced off during their college days.

"Give Bryce credit. He scrambled around," Vrabel said. "He was able to convert and help them. We couldn't contain him all the time, but we were able to get to him sometimes as well."

Young led the Panthers on an 11-play, 67-yard drive to claw within a possession in the third quarter. Carolina had a chance at a game-tying drive with 2:57 remaining, but it gained just four yards on four plays.

Amani Hooker brought down DJ Chark on a fourth-down screen pass to secure the win, improving Levis to 2-3 as a starter and dropping Young to 1-9.

Tennessee's Dec. 17 game against the Houston Texans will pit Levis against another young star in No. 2 pick CJ Stroud.

Next week the Titans are slated to rematch Indianapolis, which lost fourth overall selection Anthony Richardson before Levis took the starting job.

**WILL LEVIS BESTS BRYCE
YOUNG AS TENNESSEE
TITANS OUTLAST
PANTHERS IN BATTLE OF
ROOKIE QBS**

**BY NICK SUSS
NASHVILLE TENNESSEAN
NOVEMBER 26, 2023**

The Tennessee Titans continue to be grateful that the Carolina Panthers passed on quarterback Will Levis.

Levis and the Titans took down No. 1 pick Bryce Young and the Panthers 17-10 at Nissan Stadium on Sunday, winning the battle of rookie quarterbacks to snap a three-game losing streak. Levis led the Titans (4-7) on two first-half scoring drives on an efficient day, completing 64% of his passes for 185 yards; Young completed 58% of his passes for 194 yards and rushed for 23 for the Panthers (1-10).

Running back Derrick Henry punched in the Titans' two touchdowns from 1 and 10 yards out, marking his first multi-score game of the season. The defense hurried Young consistently, hitting him nine times with four sacks and forcing one fumble.

The Panthers had numerous opportunities to come back, taking possession down seven points four times in the second half. Their final opportunity came on a drive that started at their own 20-yard line with 2:57 left in the fourth quarter, but Titans defensive lineman Denico Autry derailed the threat with a second-down sack.

Battle of the rookies: Point to Will Levis

Young played a little bit better than his stats indicate, showcasing his ability to escape by evading numerous would-be sacks to throw the ball away or dart downfield. But Levis still played a better game, if only because of how good he looked in the first half.

Levis led the Titans 91 yards on their first scoring drive, completing

all seven of his passes for 80 yards. His seventh completion was a 25-yard rainbow lobbed to tight end Chig Okonkwo while Levis was being driven into the ground by star Panthers edge rusher Brian Burns to set the Titans up inside the 2-yard line.

There's no place like Nissan Stadium

The trend has become impossible to ignore. The Titans are unbeaten at Nissan Stadium this season (4-0) and winless everywhere else (0-7). That's good news for a team that plays four of its final six games at home.

Coming into Week 12, there were only three other teams unbeaten at home: The Miami Dolphins, Philadelphia Eagles and Dallas Cowboys. All three have at least twice as many wins as the Titans. Yet Tennessee remains in the conversation among the most automatic home teams in the league.

Finally, some rush and a turnover

Going into Sunday, the Titans and Panthers were tied for last place in the NFL with just seven takeaways apiece. Defensive end Arden Key unknotted that tie with a second-quarter strip sack of Young, which defensive tackle Jeffery Simmons recovered to set the Titans' offense up inside the red zone.

Two plays later, Henry scampered in for a 10-yard touchdown rush, his second score of the day.

Turnovers had been especially hard to come by in recent weeks. That fumble recovery was only the Titans' second in their past four games. And for Key to have made the play after registering just one quarterback hit in his past six games, the play meant even more.

Bringing down quarterbacks is one of many things the Titans have been significantly better at doing at home than away from Nashville. They have 16 sacks in four games at Nissan Stadium versus 13 in seven games elsewhere.

What's next?

The Titans stay home for a Sunday matchup against the Indianapolis Colts. Kickoff is scheduled for noon and the game will be televised on CBS.

###

**TENNESSEE TITANS
GRADES: A FEW BLIPS,
BUT OVERALL AN ABOVE
AVERAGE DAY AGAINST
PANTHERS**

**BY NICK SUSS
NASHVILLE TENNESSEAN
NOVEMBER 26, 2023**

The Tennessee Titans didn't play their best Sunday, but luckily they didn't need their best to beat the NFL's worst team.

The Titans outlasted the Carolina Panthers 17-10 at Nissan Stadium on Sunday, muddling through the second half after building a 14-point halftime lead. The Titans (4-7) struggled at times in all phases but still did enough to hold on to their lead and prevent the Panthers from launching a true comeback attempt.

Here are The Tennessean's grades for Sunday's Titans win.

Offense: C+

Will Levis and the offense were efficient and controlled the clock, even if Levis' customary big plays weren't easy to come by. The pass protection wasn't great, Derrick Henry took a little while to get going, third-down conversions were a rarity and Levis threw a couple of questionable passes into tight windows. Doing enough to win is a virtue, though, and the offense managed.

Defense: B

The pass rush woke up, sacking Bryce Young a few times and forcing the rookie quarterback to throw the ball away on scrambles outside the pocket as well. The run defense held up with the exception of a couple of Young improvisations. Penalties in the secondary extended drives, continuing a season-long trend. But the Panthers never really beat the Titans over the top, keeping the grade pretty high.

Special teams: B+

A holding penalty negated a nice punt return and the Panthers had some success returning kickoffs. But this grade is high because, as has been the case most of this season, kicker Nick Folk and punter Ryan Stonehouse have been excellent. Folk nailed a 53-yard field goal right before halftime and Stonehouse pinned five punts inside the 20-yard line to flip field position.

Coaching: B+

Give Titans coach Mike Vrabel credit for keeping his offense on the field for a fourth-and-inches deep in Titans territory in a scoreless game, a conversion that led to the Titans' first touchdown. And the clock management that led to Folk's field goal before the half was impressive as well, especially when it came to deciding to decline a defensive penalty.

###

**FOR THESE TENNESSEE
TITANS, BEATING THE
WRETCHED PANTHERS
WAS NEEDED MEDICINE |
ESTES**

**BY GENTRY ESTES
NASHVILLE TENNESSEAN
NOVEMBER 26, 2023**

Running back Derrick Henry spoke last week about focusing on “efficiency,” meaning he wanted to make the most out of his opportunities with the football. Of course he wants that. It’s one of those obvious goals that’ll get dressed up in football verbiage, making it seem more complex than it really is.

“We’ve just got to block better,” said Tennessee Titans coach Mike Vrabel when asked Sunday about Henry’s efficiency. “Efficient on his plays? I’m not sure what that means. ...

“He’ll come up here and you’ll be able to ask him about his efficiency. I’m going to tell you that we’ve got to block better.”

To that, I chuckled.

It was perfect. It was the truth. It was what needed to be said.

These Titans, I figure, could stand a little more bluntness in media settings these days. Beating around the bush, though, is instinctive among players when a team is struggling. Vrabel, as coach, has the luxury of being able to be critical publicly and say what upstanding players like Henry can’t and won’t about their teammates – because they understandably don’t want to appear selfish or point fingers.

Obviously, Titans blockers haven’t provided enough space for Henry to run.

Just like they haven’t provided quarterbacks enough time to throw.

That part, in fairness, didn’t change dramatically in Sunday’s 17-10 hold-on-for-dear-life victory over the wretched Carolina Panthers.

Ultimately, the Titans’ defense won this game. It stepped up repeatedly when it was required, bailing out an offense that floundered late.

Otherwise, the best thing you could say about the Titans after this bottom-of-the-barrel NFL matchup was they didn’t blow the lead and lose, thus sparing themselves the indignity and messy fallout of losing to a one-win team at home.

What did change Sunday for the Titans, however, was the energy.

“Energy is different when you win,” Titans cornerback Sean Murphy-Bunting said. “When you lose, you can sense moping. You can sense people being upset or feeling sorry for themselves. Obviously, when you win, everything else goes out the window.”

Winning is simple. Losing is what makes it complicated.

To jump on Murphy-Bunting’s point, “everything else” would be the byproduct of losing. Having to explain and rationalize failure. To everyone. To yourself. That’s difficult.

Players start looking in the mirror. What can I change? How can I do more personally? That’s how a Hall of Fame-caliber running back comes up with “efficiency,” like he hasn’t forgotten more about playing running back than most others at the position will ever learn.

But it’s Henry’s job to look for ways he can improve, just like any player on a losing team.

It’s Vrabel’s job, however, to diffuse that and not allow losing to get into a team’s head.

Vrabel played a solid coaching card this past week. He preached a return to simplicity – combating a football player’s tendency to “make up things” during a losing streak, as defensive lineman Jeffery Simmons put it.

“When you get this late in the season,” Simmons said, “guys start

thinking a lot, especially when you’re on a losing streak. But then you get reminded just to go back to the base things, what got us here, what helped us win games. Vrabel did a hell of a job of showing us that.”

And voila ...

Probably had more to do with the Panthers than the Titans. The Titans certainly didn’t fix all their problems by beating a bad opponent. But at least they got to relax and feel good again for a moment. They provided a week for fans to focus on positives and the next game instead of the draft order or Vrabel’s status.

They also continued to enjoy success at Nissan Stadium, where they’ve quietly become tough to beat. Hasn’t happened this season, and they’ll play here four more times before the season’s end.

If a few other things fall right, hey, who knows?

“Because our good is good enough to win,” Vrabel said. “I know that. I’ve seen it, and I believe in it.”

The Titans weren’t that good on Sunday. But they were good enough to win against a bad team.

That’s as simple as it gets. Simple is good. Helps lead to efficiency.

###

TITANS: 'IT'S OK FOR DOUBT TO CREEP IN, BUT IT AIN'T OK FOR IT TO STAY'

**BY PAUL KUHARSKY
PAULKUHARSKY.COM
NOVEMBER 26, 2023**

NASHVILLE, Tenn. – Proud football players aren't fast to reveal doubt. But the way the Titans had played through 10 games, it was hard to believe some had not snuck into their locker room.

"Any doubts? Yeah, it probably crept in, we're humans," Arden Key admitted after the Titans beat Carolina 17-10 for their first win since Oct. 29. "So yeah, it definitely crept in. It's OK for it to creep in. But it ain't OK for it to stay. This builds our confidence. We went on three road trips, lost, came home and we had to get the win. If we had lost today, it would have been crazy.

"It's not a relief," he said, exhaling a giant sigh to show the degree. "Like it's a quick (breath)," he said, letting out a much less significant sigh.

The Titans didn't stomp the Panthers, which would have offered a statement about the gap between them, now at 4-7, and their guests, now 1-10. Tennessee didn't score as it had in their previous three home wins when they found 27, 27 and 28 points.

It outgained Carolina by just 6 net yards and had four fewer first downs. The Panthers got four conversions by penalty, and a defensive hold against Kristian Fulton seemed questionable. The Panthers ran 67 offensive plays to the Titans' 53, with 14 more than their hosts after halftime.

The ever-anemic offense got off the hook thanks to the sort of big defensive play the team's been craving.

Already up 7-3, Key flew in from Bryce Young's blind side and hit the quarterback hard, jarring the ball

free. An opportunistic Jeffery Simmons scooped it up and Will Levis and the offense were set up just 15 yards from the end zone. It took just two plays to find 7 points, a 5-yard completion to Chig Okonkwo and a 10-yard Derrick Henry scoring run to the left side for his second TD.

The Panthers provided another gift before intermission.

They had the ball with 50 seconds left and the Titans out of timeouts. But on a second-and-2 and a third-and-2 from their own 18, they asked Young to throw when a run on either play would have run out the clock. Two incompletions meant they punted back to the Titans with 28 seconds left at their 38.

The Titans moved 27 yards in five efficient plays and got a 53-yard Nick Folk field goal, increasing their lead to 17-3. The Panthers managed a third-quarter TD but nothing more.

Tennessee killed some clock in crucial situations but the offense returned to its shrunken self. It came in averaging 16.8 points a game, and getting beyond that was going to be a struggle. The defense did the rest of the work.

Young helped. The Titans put him under a lot of pressure, and he was at his most threatening when he took off and ran. He only did so three times for 23 yards. Throwing, from the pocket or on the move, he looked to use every ounce of what the Panthers say is his 5-foot-10-inch, 204-pound frame and wasn't getting a lot on the ball.

Levis' accuracy is an issue, but he's shown when he's not able to step into a throw or needs to throw off his back foot that his arm is powerful enough to get the ball where it needs to go. I saw nothing from Young to suggest he can do similar things.

Can he be far better with increased protection and better weapons? What QB can't? From this snapshot, I'd put the Panthers on the list of teams that will be looking for a new

player at the position in 2025, 2026 at the latest.

The Titans get some confidence after winning, no matter who they beat.

Indianapolis is 6-5 after beating the Buccaneers Sunday and will come to Nashville with an Oct. 8 23-16 home win over the Titans in hand, division games tend to level out the talent based on familiarity and the Titans are unquestionably a different team at Nissan Stadium then they are at Lucas Oil Stadium or anywhere outside of Nashville.

"I think that you just get frustrated," Vrabel said of the losing. "We just put a lot into it. I don't think there's doubt. We've got to eliminate bad football, eliminate the penalties, the X-plays, cover guys, penalties on third down that extend drives because our good is good enough to win. I know that. I've seen it and I believe in it. It's just the unfortunate mistakes that cost you points and cost you more possessions."

Their good is good enough to win.

That leaves us with two questions.

How often in the final six games will we see their good?

And if they produce it enough, will it actually be good enough for wins against Indy, Miami, Houston, Seattle and Jacksonville?

Drawing Carolina at home in Week 12 certainly reset belief.

"I talked to the guys (before the game) about how we've got to get our juice back, we have to just get our mojo back," Levis said. "It's tough these past few weeks, looking around after games and seeing looks in dudes' eyes, dudes that we all know are dogs and guys that go out there and have done this year-in and year-out.

"Let's regain that confidence. I think getting the win alone was enough to do that and hopefully, we can get that rolling and get these

guys' confidence back going into
Indy."

###

INSPIRED BY FAILED FOOD DISH, TITANS' D SMOTHERS PANTHERS

**BY JOHN GLENNON
NASHVILLE POST
NOVEMBER 26, 2023**

When it comes to food dishes that are hard to screw up, mac-and-cheese ranks right near the top.

The more you try to jazz it up, the worse it tastes.

So, keep it simple and make it good.

Strange as it sounds — though perhaps appropriate on Thanksgiving week — Titans coach Mike Vrabel used that theme to help straighten out his defense prior to Sunday's 17-10 win over the Carolina Panthers at Nissan Stadium.

On Friday, Vrabel gathered his team, in the midst of a three-game losing streak, to watch a video.

"You don't know what he's about to show," Titans linebacker Azeez Al-Shaair said. "Vrabel is like this mixture of lightheartedness, but [can also be] like super serious."

Vrabel opted for the former, showing a pretty funny video of a woman giving her daughter a hard time about screwing up the mac-and-cheese on Thanksgiving — by trying to do too much with it.

"Don't experiment on damn Thanksgiving," the woman says. "You experiment by your own damn self."

How did that relate to the Titans' defense, which had surrendered more than 325 yards in each of its previous five games?

"The whole point of showing it was don't start making up your own themes this late in the season," Titans defensive tackle Jeffery Simmons said. "Go back to the basic themes and go back to your technique fundamentals. Don't start making up new things just because

we might have been losing the last couple weeks. Go back to the base themes and everything will take care of itself."

It turned out to be a recipe for success, though it didn't hurt that the Panthers were on the menu, a team that entered the game 30th in total offense, 29th in scoring offense and 29th in sacks allowed.

The Titans nevertheless were as impressive as we've seen them on defense in a while, holding Carolina to one touchdown, 10 points and 258 net yards. Tennessee totaled nine tackles for loss, sacked the elusive Bryce Young four times and created a turnover that led to the game-winning touchdown.

What was the key ingredient of the performance?

"Simplicity," Titans edge rusher Arden Key said. "Keeping it simple on defense. Just the calls and everything. It was simple. As you saw, once everything is simple, we get to play fast."

Key simply overwhelmed Carolina left tackle Ikem Ekwonu late in the second quarter, shooting past him and delivering a hit on Young that caused a fumble — recovered by Simmons at the 15-yard line. Two plays later, Derrick Henry rumbled in for a 10-yard touchdown that put the Titans up 14-3.

It was just the fifth fumble recovered by the Titans' defense this season, its first in five weeks.

"It was a play action," Key said of the play. "I saw that actually on film, the play action — the tackle in a passing stance, everyone else in a run stance. I just believed in my keys [I'd seen] throughout the week and just went."

The Titans (4-7) did surrender a touchdown drive on Carolina's initial second-half possession, but came through with a series of big plays to stymie the Panthers as they sought a tying score.

Tennessee didn't allow the Panthers' closer than the Titans' 49-yard line on their final four possessions.

On the last two series alone, there was a Roger McCreary tackle-for-loss that put Carolina in a third-and-14 hole; a third-down pressure by Key that forced an incompleteness; a sack by defensive lineman Denico Autry (one of his two on the day) that left the Panthers facing third-and-15; and a final tackle by safety Amani Hooker that thwarted the Panthers' final attempt.

In other words, yes, plenty of Titans defenders joined the mix.

"I think when you get this late in the season, guys start thinking a lot, especially on that losing streak," Simmons said. "But then you get reminded, just go back to the base theme. Go back to what got us here. Go back to what helped us win games.

"Vrabel did a hell of a job of showing us that [with the video]. At this point in the season, no reason to start making up things. So at the end of the day, that's what that [video] was about. Just play hard, play aggressive, come out with a win."

So simple, so good.

###

DERRICK HENRY RUNS FOR 2 TDS AS THE TITANS HOLD OFF PANTHERS, BRYCE YOUNG 17-10

**BY TERESA M. WALKER
ASSOCIATED PRESS
NOVEMBER 26, 2023**

NASHVILLE, Tenn. (AP) — The Tennessee Titans have plenty to clean up with too many penalties and mistakes.

Fortunately, their rookie quarterback has a two-time NFL rushing champ in Derrick Henry.

Henry ran for two touchdowns and 76 yards, helping the Titans snap a three-game skid by beating the Carolina Panthers 17-10 on Sunday.

“He wants to impact the game,” Titans coach Mike Vrabel said of Henry. “I know that, and we want to let him. Proud of him, the career that he’s had thus far (with) 9,000 yards. You know (we) need 10,000.”

Henry became the eighth running back in NFL history to run for at least 9,000 yards and at least 80 touchdowns before turning 30. He also moved past Corey Dillon and Jim Taylor for sole possession of 17th all time with now 84 rushing TDs for his career. He is one from tying Marshawn Lynch at No. 16.

“I grew up watching Marshawn, admired his game, the way he played,” Henry said. “Just a blessing to be able to get to that list and get to where I’m at. And just thankful for the people that help me.”

This was just the fourth game in Music City this season for the Titans (4-7), who played at home only once over the past seven weeks. Tennessee improved to 4-0 when playing at Nissan Stadium this season.

“It’s huge,” Titans wide receiver DeAndre Hopkins said. “It’s the NFL. Every win counts.”

Arden Key had a sack and forced fumble recovered by two-time Pro

Bowl defensive lineman Jeffery Simmons, who also had one of four sacks by Tennessee. Denico Autry had two, the second just two plays before the Titans forced the Panthers to turn the ball over on downs with 1:55 left to seal the victory.

Vrabel said give Carolina quarterback Bryce Young credit for scrambling around and keeping the Titans from containing him.

“Huge play there at the end to win it on defense,” Vrabel said of safety Amani Hooker’s tackle of DJ Chark for no gain on fourth-and-6.

Rookie Will Levis threw for 185 yards and improved to 2-3 as a starter. He was sacked only once behind an offensive line featuring a pair of rookies with left tackle Jaelyn Duncan in his first NFL start beside left guard Peter Skoronski.

Carolina (1-10) started a three-game road swing by losing its fourth straight. The Panthers now are 0-6 on the road. First-year coach Frank Reich’s job security already was in question with billionaire owner David Tepper. Reich said feeling sorry for themselves won’t help.

“You think somebody’s gonna magically fix everything? No,” Reich said.

“We lost a close football game today. These games are winnable. That message doesn’t fly when you’re 1-10 but I know these games are winnable, I know we have the players and the coaches to do that so we regroup and get ready for this week.”

Young threw for 194 yards. The No. 1 overall pick in April’s draft helped Carolina hold the ball for much of the second half, but the Panthers managed to cap only one possession with Chuba Hubbard’s 5-yard TD run to open the third quarter pulling within 17-10.

“We all feel it,” Young said of the losing. “Obviously it’s difficult. We all don’t feel great. We just lean on each other in these moments. That’s really all we can do.”

Tennessee never trailed as Henry capped a 15-play, 91-yard drive that used up 9 minutes, 36 seconds of the first quarter with a 1-yard TD run.

The Panthers managed a 50-yard field goal from Eddy Pineiro. Key sacked Young and stripped him of the ball, which was recovered by Simmons. Henry converted the turnover into his second TD of the game, a 10-yard run.

Nick Folk put Tennessee up 17-3 at halftime with a 53-yard field goal.

HENRY’S LATEST

Henry finished with 76 yards rushing, giving him 9,074 for his career making him the 38th in NFL history to reach that mark. Henry, who turns 30 in January, now is in even more exclusive company as the eighth with at least 9,000 yards and at least 80 rushing TDs. He joined Adrian Peterson, Barry Sanders, Emmitt Smith, Jim Brown, LaDainian Tomlinson, Eric Dickerson and Marshall Faulk.

INJURIES

Panthers WR Laviska Shenault Jr. hurt an ankle, returned but couldn’t finish. Starting LG Chandler Zavala hurt his right knee when rolled up from behind in the second quarter when both he and LB DJ Johnson (neck) went to the locker room. Zavala was seen on crutches after the game.

UP NEXT

Panthers continue the road swing at Tampa Bay on Sunday.

The Titans wrap up a two-game homestand by hosting Indianapolis on Sunday.

###



TENNESSEE TITANS

UPDATED BIOS



2 AZEEZ AL-SHAAIR

LINEBACKER • 6'2" • 228 LBS • COLLEGE: FLORIDA ATLANTIC
ACQUIRED: UNRESTRICTED FREE AGENT (SF) - 2023
NFL EXPERIENCE (NFL/TITANS): 5/1 • HOMETOWN: TAMPA, FLA.
GAMES PLAYED/GAMES STARTED: 67/42 (PLAYOFFS: 6/4)



C Captain: 2023

PRO: The Titans signed Azeez Al-Shaair (uh-ZEEZ al-SHY-er) as an unrestricted free agent early in the 2023 offseason to bring veteran leadership and experience to the inside linebacker position. The 6-foot-2-inch, 228-pound defender possesses grit and toughness with an uncanny knack for finding the ball carrier. The Florida Atlantic product entered the NFL as an undrafted free agent with the San Francisco 49ers in 2019. He spent his first four seasons with the club, appearing in 56 games with 31 starts while amassing 191 tackles, two sacks, two interceptions, 11 stops for loss, nine quarterback pressures, two forced fumbles and three fumble recoveries.

CAREER HIGHLIGHTS:

- In 2021, Al-Shaair enjoyed a breakout campaign with the 49ers by setting career-highs with 102 tackles, two sacks, nine stops for loss and five passes defended. He also started all three postseason games and registered 13 tackles.

TITANS TIDBITS:

- Al-Shaair grew up in a family of nine, with his mother, Naadhirah, supporting him and his seven siblings. In 2012, struggling to make ends meet, the family moved into their grandmother's home in Tampa, Fla. One night, Al-Shaair awoke to the smell of smoke encompassing the house. He was able to wake up and lead the rest of his family to safety, as they watched the house burn down. The family moved from place to place before settling in a longstay motel. Al-Shaair chose to sleep on the floor, as the family had to fit into one room. He trekked two hours by bus each day to attend school and football practice, often only eating once a day, making sure any leftover food went to his mom and siblings. According to him his work ethic on and off the field grew in that adversity.
- While at Florida Atlantic, Al-Shaair decided to move his two younger brothers, Abdul-Lateef and Abdur-Rahmaan, into his Boca Raton apartment. Constantly worrying about whether they were eating or getting into trouble, Al-Shaair began to serve as the father figure of the household.
- Al-Shaair was the recipient of the N4A Wilma Rudolph Student-Athlete Achievement Award, which honors any collegiate student-athlete who has overcome great personal, academic, and/or emotional odds to achieve academic success while participating in intercollegiate athletics.

CAREER TRANSACTIONS:

- The Tampa, Fla., native was originally signed by the San Francisco 49ers as a rookie free agent on May 3, 2019.
- Signed by the Titans as an unrestricted free agent on March 20, 2023.

SEASON RECAPS:

2023 (11/11 - Tennessee): Leads the team with a career-high tying 102 tackles. Tied for second on the team with four passes defended. Has led the team in tackles four times in 2023 (at IND, vs. BAL, vs. ATL, at PIT). Has tied for the team lead in sacks once in 2023 (at CLE). Has led the team in passes defended twice in 2023 (vs. CIN, at PIT). Selected as a captain by his teammates.

- At New Orleans (9/10), made his Titans debut as a starter at linebacker and notched six tackles. Teamed with Jack Gibbens to stuff Jamaal Williams for a one-yard loss on a rush off right tackle in the third quarter. Combined with Jeffery Simmons to stop Williams for no gain on a rush late in the final period.
- Against L.A. Chargers (9/17), finished second on the team with eight tackles. Teamed with Roger McCreary to stuff Joshua Kelley for a two-yard loss on a rush off right tackle in the opening stanza.

- At Cleveland (9/24), tallied nine tackles, including a sack, two quarterback pressures and another stop for loss. Registered a two-yard sack of Deshaun Watson early in the first quarter. Combined with Roger McCreary to stonewall Jerome Ford for no gain on a rush off left guard in the opening stanza. Teamed with Harold Landry III to stop Jerome Ford for no gain on a rush off right guard in the third quarter. Combined with Amani Hooker to drop Kareem Hunt for a one-yard loss on a rush off left tackle in the fourth quarter.

- Against Cincinnati (10/1), finished second on the team with nine tackles, including a stop for loss, two quarterback pressures and a team-high two passes defended. Flew around the edge and hit Joe Burrow while deflecting a pass that fell incomplete early in the second quarter. Halted a Bengals' drive by breaking up a pass intended for Tyler Boyd on third-and-four in the second stanza. Stuffed Chase Brown for a three-yard loss on a short pass early in the fourth quarter.

- At Indianapolis (10/8), led the team and tied a career-high with 15 tackles. Teamed with Harold Landry III to stuff Zack Moss for no gain on a rush off left tackle in the third quarter.

- In London, against Baltimore (10/15), led the team and tied a career-best with 15 tackles to go along with a quarterback pressure. Became the first Titans defender to record 15 tackles in back-to-back games (press box tackle statistics) since at least the beginning of the 2000 season.

- Against Atlanta (10/29), led the team in tackles for the third consecutive game after registering 11 stops to go along with a quarterback pressure, a stop for loss and a fumble recovery. Stonewalled Tyler Allgeier for a two-yard loss on a rush off right tackle in the second quarter. Recovered a Desmond Ridder fumble at the Falcons' 33-yard line after a Jeffery Simmons strip-sack in the second quarter.

- At Pittsburgh (11/2), led the team in tackles for the fourth consecutive week by tallying 10 tackles to go along with a pass defended. Halted a Steelers' drive by sprinting down the middle of the field to break up a third-and-eight deep ball intended for Calvin Austin III in the second quarter.

- At Tampa Bay (11/12), collected six tackles.

- At Jacksonville (11/19), recorded five tackles and a pass defended. Broke up a deep pass intended for Evan Engram in the second quarter.

- Against Carolina (11/26), posted eight tackles. Combined with Harold Landry III to stuff Miles Sanders for no gain on a rush off right guard in the second stanza.

2022 (12/9, 3/3 - San Francisco): Saw action in 12 games with nine starts at linebacker and recorded 44 tackles, a stop for loss, three quarterback pressures and a fumble recovery. Placed on injured reserve on Oct. 3 and missed five games before being designated to return on Nov. 12. Started all three postseason contests and collected 12 tackles.

- At Denver (9/25), started at linebacker and posted five tackles.

- Against Arizona (1/8), started at linebacker and notched a season-high 11 tackles.

2021 (13/13, 3/1 - San Francisco): Started 13 games and notched career-highs with 102 tackles, two sacks, nine stops for loss and five passes defended. Added two fumble recoveries, an interception and a forced fumble. Was inactive for four contests. Saw action all three postseason games with one start and registered 13 tackles.

- Against Green Bay (9/26), led the team with a then career-high 10 tackles.

- Against Indianapolis (10/24), registered nine tackles and his first career fumble recovery, scooping up a loose ball by Carson Wentz.

- Against Minnesota (11/28), registered a team-high eight tackles while adding a fumble recovery and an interception of Kirk Cousins.

- At Seattle (12/5), combined with Arden Key to sack Russell Wilson, marking the first half sack of his career. Also registered a career-high 15 tackles to go along with a forced fumble of Gerald Everett.
- At Cincinnati (12/12), collected 11 tackles, a sack and a pass defended.
- At Tennessee (12/23), notched six tackles and a half sack.

2020 (16/5 - San Francisco): Saw action in all 16 games with five starts and recorded 34 tackles, an interception, a forced fumble and two passes defended.

- Against Philadelphia (10/4), registered three tackles and picked off a Carson Wentz pass that was tipped by Javon Kinlaw, marking his first career interception.
- At New England (10/25), posted five tackles and forced a Jakob Johnson fumble.
- Against Seattle (1/3), notched a season-high nine tackles with a pass defended.

2019 (15/4, 0/0 - San Francisco): Played in 15 games with four starts as a rookie and registered 11 tackles. Finished tied for third on the team with eight special teams tackles. Was inactive for one regular season contest and all three postseason games.

- Against Green Bay (11/24), made his first career NFL start at linebacker and collected a tackle.
- At Seattle (12/29), started at linebacker and registered three tackles.

COLLEGE:

- During a four-year career at Florida Atlantic, appeared in 43 games with 42 starts and registered 397 tackles, 32.5 tackles for loss, eight passes defended, 7.5 sacks, two forced fumbles and an interception returned for a touchdown.
- As a senior (2018), started all six games in which he appeared and tallied 43 tackles, 2.5 tackles for loss, 1.5 sacks and a pass defended.
- As a junior (2017), earned first-team Conference USA honors after starting 13 games and recording a league-high 147 tackles, to go along with 11 tackles for loss, four passes defended, 2.5 sacks and a forced fumble.
- As a sophomore (2016), was named Conference USA honorable mention after starting 12 games and notching 113 tackles, 12 tackles for loss, two sacks, an interception (returned for a touchdown) and a pass defended.

- As a true freshman (2015), earned Freshman All-America honors from USA Today and was named to Conference USA's All-Freshman team after playing in 12 games with 11 starts and registering 94 tackles, seven tackles for loss, two passes defended, 1.5 sacks and a forced fumble. Was named Florida Atlantic's Co-Newcomer of the Year.
- Majored in public safety administration at Florida Atlantic.

PERSONAL:

- Attended Hillsborough (Tampa, Fla.) High School where he was a two-time all-state, all-county and all-conference selection after finishing his career with 236 tackles, 15 sacks, five forced fumbles and two interceptions. Also blocked eight field goal attempts on special teams.
- As a senior, played in 11 games and registered 126 tackles, 6.5 sacks, six blocked field goals, a blocked punt, two interceptions, three forced fumbles and three fumble recoveries.
- As a junior, saw action in 10 games and recorded 110 tackles.
- Son of Naadhirah Lennon.
- Follow Al-Shaair on Twitter at @A_train2_.
- Follow Al-Shaair on Instagram at @a_train2_.
- Born Azeez Al-Shaair on Aug. 4, 1997 in Tampa, Fla.

AZEEZ AL-SHAIR'S GAME-BY-GAME

2019 San Francisco 49ers

| Date | Opp | W/L | P/S | Tot Solo | Asst | Sk | - Yds | QBP | TFL | Int - Yds | -TD | PD | FF | FR - Yds | SpT |
|-----------------|-------|-----|-----|-------------|-------------|-----------|----------|----------|------------|------------|----------|----------|----------|----------|----------|
| Sept 8 | @ TB | W | p | 0 | 0 | 0 | 0.0 | 0.0 | 0 | 0 | 0 | 0 | 0 | 0 | 2 |
| Sept 15 | @ Cin | W | p | 1 | 0 | 1 | 0.0 | 0.0 | 0 | 0 | 0 | 0 | 0 | 0 | 1 |
| Sept 22 | Pit | W | p | 0 | 0 | 0 | 0.0 | 0.0 | 0 | 0 | 0 | 0 | 0 | 0 | 1 |
| Oct 7 | Cle | W | p | 0 | 0 | 0 | 0.0 | 0.0 | 0 | 0 | 0 | 0 | 0 | 0 | 1 |
| Oct 13 | @ LAR | W | p | 0 | 0 | 0 | 0.0 | 0.0 | 0 | 0 | 0 | 0 | 0 | 0 | 0 |
| Oct 20 | @ Was | W | p | 0 | 0 | 0 | 0.0 | 0.0 | 0 | 0 | 0 | 0 | 0 | 0 | 1 |
| Oct 27 | Car | W | p | 0 | 0 | 0 | 0.0 | 0.0 | 0 | 0 | 0 | 0 | 0 | 0 | 0 |
| Oct 31 | @ Ari | W | p | 0 | 0 | 0 | 0.0 | 0.0 | 0 | 0 | 0 | 0 | 0 | 0 | 0 |
| Nov 11 | Sea | L | p | 0 | 0 | 0 | 0.0 | 0.0 | 0 | 0 | 0 | 0 | 0 | 0 | 0 |
| Nov 17 | Ari | W | IA | | | | | | | | | | | | |
| Nov 24 | GB | W | S | 1 | 0 | 1 | 0.0 | 0.0 | 0 | 0 | 0 | 0 | 0 | 0 | 1 |
| Dec 1 | @ Bal | L | S | 3 | 2 | 1 | 0.0 | 0.0 | 0 | 0 | 0 | 0 | 0 | 0 | 0 |
| Dec 8 | @ NO | W | p | 0 | 0 | 0 | 0.0 | 0.0 | 0 | 0 | 0 | 0 | 0 | 0 | 0 |
| Dec 15 | Atl | L | S | 1 | 1 | 0 | 0.0 | 0.0 | 0 | 0 | 0 | 0 | 0 | 0 | 0 |
| Dec 21 | LAR | W | p | 2 | 1 | 1 | 0.0 | 0.0 | 0 | 0 | 0 | 0 | 0 | 0 | 0 |
| Dec 29 | @ Sea | W | S | 3 | 2 | 1 | 0.0 | 0.0 | 0 | 0 | 0 | 0 | 0 | 0 | 0 |
| Totals | | | | 13-3 | 15/4 | 11 | 6 | 5 | 0.0 | 0.0 | 0 | 0 | 0 | 0 | 7 |
| Playoffs | | | | | | | | | | | | | | | |
| Jan 11 | Min | W | IA | | | | | | | | | | | | |
| Jan 19 | GB | W | IA | | | | | | | | | | | | |
| Feb 2 | @ KC | L | IA | | | | | | | | | | | | |
| Totals | | | | 2-1 | 0/0 | 0 | 0 | 0 | 0.0 | 0.0 | 0 | 0 | 0 | 0 | 0 |

2020 San Francisco 49ers

| Date | Opp | W/L | P/S | Tot Solo | Asst | Sk | - Yds | QBP | TFL | Int - Yds | -TD | PD | FF | FR - Yds | SpT |
|---------------|-------|-----|-----|-------------|-------------|-----------|-----------|-----------|------------|------------|----------|----------|----------|----------|----------|
| Sept 13 | Ari | L | p | 0 | 0 | 0 | 0.0 | 0.0 | 0 | 0 | 0 | 0 | 0 | 0 | 0 |
| Sept 20 | @ NYJ | W | p | 2 | 1 | 1 | 0.0 | 0.0 | 0 | 0 | 0 | 0 | 0 | 0 | 0 |
| Sept 27 | @ NYG | W | p | 1 | 1 | 0 | 0.0 | 0.0 | 0 | 0 | 0 | 0 | 0 | 0 | 0 |
| Oct 4 | Phi | L | S | 3 | 2 | 1 | 0.0 | 0.0 | 0 | 0 | 1 | 0 | 1 | 0 | 0 |
| Oct 11 | Mia | L | p | 0 | 0 | 0 | 0.0 | 0.0 | 0 | 0 | 0 | 0 | 0 | 0 | 0 |
| Oct 18 | LAR | W | p | 0 | 0 | 0 | 0.0 | 0.0 | 0 | 0 | 0 | 0 | 0 | 0 | 0 |
| Oct 25 | @ NE | W | S | 5 | 2 | 3 | 0.0 | 0.0 | 0 | 0 | 0 | 0 | 1 | 0 | 0 |
| Nov 1 | @ Sea | L | p | 1 | 1 | 0 | 0.0 | 0.0 | 0 | 0 | 0 | 0 | 0 | 0 | 0 |
| Nov 5 | GB | L | S | 4 | 1 | 3 | 0.0 | 0.0 | 0 | 0 | 0 | 0 | 0 | 0 | 0 |
| Nov 15 | @ NO | L | p | 0 | 0 | 0 | 0.0 | 0.0 | 0 | 0 | 0 | 0 | 0 | 0 | 1 |
| Nov 29 | @ LAR | W | p | 0 | 0 | 0 | 0.0 | 0.0 | 0 | 0 | 0 | 0 | 0 | 0 | 0 |
| Dec 7 | Buf | L | p | 0 | 0 | 0 | 0.0 | 0.0 | 0 | 0 | 0 | 0 | 0 | 0 | 0 |
| Dec 13 | Was | L | p | 5 | 4 | 1 | 0.0 | 0.0 | 0 | 0 | 0 | 0 | 0 | 0 | 0 |
| Dec 20 | @ Dal | L | p | 4 | 2 | 2 | 0.0 | 0.0 | 0 | 0 | 0 | 0 | 0 | 0 | 0 |
| Dec 26 | @ Ari | W | S | 0 | 0 | 0 | 0.0 | 0.0 | 1 | 0 | 0 | 0 | 0 | 0 | 0 |
| Jan 3 | Sea | L | S | 9 | 7 | 2 | 0.0 | 0.0 | 0 | 1 | 0 | 0 | 1 | 0 | 0 |
| Totals | | | | 6-10 | 16/5 | 34 | 21 | 13 | 0.0 | 0.0 | 1 | 1 | 1 | 0 | 1 |

2021 San Francisco 49ers

| Date | Opp | W/L | P/S | Tot Solo | Asst | Sk | - Yds | QBP | TFL | Int - Yds | -TD | PD | FF | FR - Yds | SpT |
|-----------------|-------|-----|-----|-------------|--------------|------------|-----------|-----------|------------|------------|----------|----------|----------|-----------|----------|
| Sept 12 | @ Det | W | S | 7 | 4 | 3 | 0.0 | 0.0 | 0 | 2 | 0 | 0 | 2 | 0 | 0 |
| Sept 19 | @ Phi | W | S | 5 | 2 | 3 | 0.0 | 0.0 | 1 | 0 | 0 | 0 | 0 | 0 | 0 |
| Sept 26 | GB | L | S | 10 | 5 | 5 | 0.0 | 0.0 | 0 | 0 | 0 | 0 | 0 | 0 | 0 |
| Oct 3 | Sea | L | S | 10 | 4 | 6 | 0.0 | 0.0 | 0 | 0 | 0 | 0 | 0 | 0 | 0 |
| Oct 10 | @ Ari | L | S | 3 | 1 | 2 | 0.0 | 0.0 | 0 | 0 | 0 | 0 | 0 | 0 | 0 |
| Oct 24 | Ind | L | S | 8 | 4 | 4 | 0.0 | 0.0 | 0 | 1 | 0 | 0 | 0 | 1 | 12 |
| Oct 31 | @ Chi | W | IA | | | | | | | | | | | | |
| Nov 7 | Ari | L | S | 9 | 4 | 5 | 0.0 | 0.0 | 1 | 0 | 0 | 0 | 1 | 0 | 0 |
| Nov 15 | LAR | W | S | 8 | 6 | 2 | 0.0 | 0.0 | 0 | 2 | 0 | 0 | 0 | 0 | 0 |
| Nov 21 | @ Jax | W | S | 2 | 1 | 1 | 0.0 | 0.0 | 0 | 0 | 0 | 0 | 0 | 0 | 0 |
| Nov 28 | Min | W | S | 8 | 7 | 1 | 0.0 | 0.0 | 0 | 1 | 24 | 0 | 1 | 1 | 0 |
| Dec 5 | @ Sea | L | S | 15 | 11 | 4 | 0.5 | 4.0 | 1 | 1 | 0 | 0 | 0 | 0 | 0 |
| Dec 12 | @ Cin | W | S | 11 | 8 | 3 | 1.0 | 2.0 | 1 | 3 | 0 | 0 | 1 | 0 | 0 |
| Dec 19 | Atl | W | IA | | | | | | | | | | | | |
| Dec 23 | @ Ten | L | S | 6 | 1 | 5 | 0.5 | 2.0 | 1 | 0 | 0 | 0 | 0 | 0 | 0 |
| Jan 2 | Hou | W | IA | | | | | | | | | | | | |
| Jan 9 | @ LAR | W | IA | | | | | | | | | | | | |
| Totals | | | | 10-7 | 13/13 | 102 | 58 | 44 | 2.0 | 8.0 | 5 | 9 | 1 | 24 | 0 |
| Playoffs | | | | | | | | | | | | | | | |
| Jan 16 | @ Dal | W | S | 5 | 3 | 2 | 0.0 | 0.0 | 1 | 0 | 0 | 0 | 0 | 0 | 0 |
| Jan 22 | @ GB | W | S | 3 | 2 | 1 | 0.0 | 0.0 | 0 | 0 | 0 | 0 | 0 | 0 | 0 |
| Jan 30 | @ LAR | L | S | 5 | 2 | 3 | 0.0 | 0.0 | 1 | 0 | 0 | 0 | 0 | 0 | 0 |
| Totals | | | | 2-1 | 3/3 | 13 | 7 | 6 | 0.0 | 0.0 | 2 | 0 | 0 | 0 | 0 |

2022 San Francisco 49ers

| Date | Opp | W/L | P/S | Tot Solo | Asst | Sk | - Yds | QBP | TFL | Int - Yds | -TD | PD | FF | FR - Yds | SpT |
|-----------------|-------|-----|-----|--------------|-------------|-----------|-----------|-----------|------------|------------|----------|----------|----------|----------|----------|
| Sept 11 | @ Chi | L | p | 5 | 2 | 3 | 0.0 | 0.0 | 0 | 0 | 0 | 0 | 0 | 0 | 0 |
| Sept 18 | Sea | W | S | 1 | 0 | 1 | 0.0 | 0.0 | 0 | 0 | 0 | 0 | 0 | 0 | 0 |
| Sept 25 | @ Den | L | S | 5 | 2 | 3 | 0.0 | 0.0 | 0 | 0 | 0 | 0 | 0 | 0 | 0 |
| Oct 3 | LAR | W | IR | | | | | | | | | | | | |
| Oct 9 | @ Car | W | IR | | | | | | | | | | | | |
| Oct 16 | @ Atl | L | IR | | | | | | | | | | | | |
| Oct 23 | KC | L | IR | | | | | | | | | | | | |
| Oct 30 | @ LAR | W | IR | | | | | | | | | | | | |
| Nov 13 | LAC | W | p | 3 | 1 | 2 | 0.0 | 0.0 | 0 | 0 | 0 | 0 | 0 | 0 | 0 |
| Nov 21 | @ Ari | W | p | 3 | 2 | 1 | 0.0 | 0.0 | 0 | 0 | 0 | 0 | 0 | 0 | 0 |
| Nov 27 | NO | W | S | 4 | 2 | 2 | 0.0 | 0.0 | 0 | 0 | 0 | 0 | 0 | 0 | 0 |
| Dec 4 | Mia | W | S | 0 | 0 | 0 | 0.0 | 0.0 | 0 | 0 | 0 | 0 | 0 | 0 | 0 |
| Dec 11 | TB | W | S | 1 | 0 | 1 | 0.0 | 0.0 | 2 | 0 | 0 | 0 | 0 | 1 | 5 |
| Dec 15 | @ Sea | W | S | 3 | 2 | 1 | 0.0 | 0.0 | 0 | 1 | 0 | 0 | 0 | 0 | 0 |
| Dec 24 | Was | W | S | 1 | 0 | 1 | 0.0 | 0.0 | 0 | 0 | 0 | 0 | 0 | 0 | 0 |
| Jan 1 | @ LV | W | S | 7 | 5 | 2 | 0.0 | 0.0 | 0 | 0 | 0 | 0 | 0 | 0 | 0 |
| Jan 8 | Ari | W | S | 11 | 4 | 7 | 0.0 | 0.0 | 1 | 0 | 0 | 0 | 0 | 0 | 0 |
| Totals | | | | 13-14 | 12/9 | 44 | 20 | 24 | 0.0 | 0.0 | 3 | 1 | 0 | 0 | 1 |
| Playoffs | | | | | | | | | | | | | | | |
| Jan 14 | Sea | W | S | 3 | 2 | 1 | 0.0 | 0.0 | 0 | 0 | 0 | 0 | 0 | 0 | 0 |
| Jan 22 | Dal | W | S | 7 | 4 | 3 | 0.0 | 0.0 | 0 | 0 | 0 | 0 | 0 | 0 | 0 |
| Jan 29 | @ Phi | L | S | 2 | 0 | 2 | 0.0 | 0.0 | 0 | 0 | 0 | 0 | 0 | 0 | 0 |
| Totals | | | | 2-1 | 3/3 | 12 | 6 | 6 | 0.0 | 0.0 | 0 | 0 | 0 | 0 | 0 |

2023 Tennessee Titans

| Date | Opp | W/L | P/S | Tot Solo | Asst | Sk | - Yds | QBP | TFL | Int - Yds | -TD | PD | FF | FR - Yds | SpT |
|---------------|-------|-----|-----|------------|--------------|------------|-----------|-----------|------------|------------|----------|----------|----------|----------|----------|
| Sept 10 | @ NO | L | S | 6 | 2 | 4 | 0.0 | 0.0 | 0 | 0 | 0 | 0 | 0 | 0 | 0 |
| Sept 17 | LAC | W | S | 8 | 5 | 3 | 0.0 | 0.0 | 0 | 0 | 0 | 0 | 0 | 0 | 0 |
| Sept 24 | @ Cle | L | S | 9 | 3 | 6 | 1.0 | 2.0 | 2 | 2 | 0 | 0 | 0 | 0 | 0 |
| Oct 1 | Cin | W | S | 9 | 5 | 4 | 0.0 | 0.0 | 2 | 1 | 0 | 0 | 2 | 0 | 0 |
| Oct 8 | @ Ind | L | S | 15 | 7 | 8 | 0.0 | 0.0 | 0 | 0 | 0 | 0 | 0 | 0 | 0 |
| Oct 15 | Bal | L | S | 15 | 9 | 6 | 0.0 | 0.0 | 1 | 0 | 0 | 0 | 0 | 0 | 0 |
| Oct 29 | Atl | W | S | 11 | 7 | 4 | 0.0 | 0.0 | 1 | 1 | 0 | 0 | 0 | 0 | 1 |
| Nov 2 | @ Pit | L | S | 10 | 2 | 8 | 0.0 | 0.0 | 0 | 0 | 0 | 0 | 1 | 0 | 0 |
| Nov 12 | @ TB | L | S | 6 | 0 | 6 | 0.0 | 0.0 | 0 | 0 | 0 | 0 | 0 | 0 | 0 |
| Nov 19 | @ Jax | L | S | 5 | 3 | 2 | 0.0 | 0.0 | 0 | 0 | 0 | 0 | 1 | 0 | 0 |
| Nov 26 | Car | W | S | 8 | 6 | 2 | 0.0 | 0.0 | 0 | 0 | 0 | 0 | 0 | 0 | 0 |
| Dec 3 | Ind | | | | | | | | | | | | | | |
| Dec 11 | @ Mia | | | | | | | | | | | | | | |
| Dec 17 | Hou | | | | | | | | | | | | | | |
| Dec 24 | Sea | | | | | | | | | | | | | | |
| Dec 31 | @ Hou | | | | | | | | | | | | | | |
| Jan 6/7 | Jax | | | | | | | | | | | | | | |
| Totals | | | | 4-7 | 11/11 | 102 | 49 | 53 | 1.0 | 2.0 | 6 | 4 | 0 | 0 | 0 |

AZEEZ AL-SHAIR'S NFL STATISTICS

| REGULAR SEASON | | | | TACKLES | | | | | | | INTERCEPTIONS | | | | | FUMBLES | | | |
|-------------------|---------------|-----------|-----------|------------|------------|------------|------------|-------------|-----------|-----------|---------------|-----------|-----------|----------|-----------|----------|----------|-----------|----------|
| Year | Team | GP | GS | Tot | Solo | Asst | Sk | Yds | QBP | TFL | No | Yds | Lg | TD | PD | FF | FR | Yds | SpT |
| 2019 | San Francisco | 15 | 4 | 11 | 6 | 5 | 0.0 | 0.0 | 0 | 0 | 0 | 0 | 0 | 0 | 0 | 0 | 0 | 0 | 7 |
| 2020 | San Francisco | 16 | 5 | 34 | 21 | 13 | 0.0 | 0.0 | 1 | 1 | 1 | 0 | 0 | 0 | 2 | 1 | 0 | 0 | 1 |
| 2021 | San Francisco | 13 | 13 | 102 | 58 | 44 | 2.0 | 8.0 | 5 | 9 | 1 | 24 | 24 | 0 | 5 | 1 | 2 | 12 | 0 |
| 2022 | San Francisco | 12 | 9 | 44 | 20 | 24 | 0.0 | 0.0 | 3 | 1 | 0 | 0 | 0 | 0 | 0 | 0 | 1 | 5 | 0 |
| 2023 | Tennessee | 11 | 11 | 102 | 49 | 53 | 1.0 | 2.0 | 6 | 4 | 0 | 0 | 0 | 0 | 4 | 0 | 1 | 0 | 0 |
| NFL Totals | | 67 | 42 | 293 | 154 | 139 | 3.0 | 10.0 | 15 | 15 | 2 | 24 | 24 | 0 | 11 | 2 | 4 | 17 | 8 |

| PLAYOFFS | | | | TACKLES | | | | | | | INTERCEPTIONS | | | | | FUMBLES | | | |
|-------------------|---------------|----------|----------|-----------|-----------|-----------|------------|------------|----------|----------|---------------|----------|----------|----------|----------|----------|----------|----------|----------|
| Year | Team | GP | GS | Tot | Solo | Asst | Sk | Yds | QBP | TFL | No | Yds | Lg | TD | PD | FF | FR | Yds | SpT |
| 2021 | San Francisco | 3 | 1 | 13 | 7 | 6 | 0.0 | 0.0 | 2 | 0 | 0 | 0 | 0 | 0 | 0 | 0 | 0 | 0 | 0 |
| 2022 | San Francisco | 3 | 3 | 12 | 6 | 6 | 0.0 | 0.0 | 0 | 0 | 0 | 0 | 0 | 0 | 0 | 0 | 0 | 0 | 0 |
| NFL Totals | | 6 | 4 | 25 | 13 | 12 | 0.0 | 0.0 | 2 | 0 | 0 | 0 | 0 | 0 | 0 | 0 | 0 | 0 | 0 |

Single-Game Highs

Tackles - **15 (Three times, last vs. Baltimore 10/15/23)**

Sacks - **1 (Twice, last at Cleveland 9/24/23)**

Tackle For Loss - **3 at Cincinnati (12/12/21)**

Interceptions - **1 (Twice, last vs. Minnesota 11/28/21)**

Quarterback Pressures - **2 (Twice, last vs. Cincinnati 10/1/23)**

Passes Defensed - **2 (Twice, last vs. Cincinnati 10/1/23)**


Forced Fumbles - **1 (Twice, last at Seattle 12/5/21)**

Fumble Recoveries - **1 (Four times, last vs. Atlanta 10/29/23)**

Playoff Single-Game Highs

Tackles - **7 vs. Dallas (1/22/23)**

Quarterback Pressures - **1 (Twice, last at L.A. Rams 1/30/22)**



96 DENICO AUTRY

OUTSIDE LINEBACKER • 6'5" • 285 LBS • COLLEGE: MISSISSIPPI STATE
ACQUIRED: UNRESTRICTED FREE AGENT (IND) - 2021
NFL EXPERIENCE (NFL/TITANS): 10/3 • HOMETOWN: ALBEMARLE, N.C.
GAMES PLAYED/GAMES STARTED: 136/84 (PLAYOFFS: 5/4)



PRO: Seeking a physical and disruptive defensive lineman, the Titans signed Denico Autry as an unrestricted free agent from the rival Indianapolis Colts early in the 2021 offseason. Prior to his arrival in Tennessee, the 6-foot-5-inch, 285-pounder amassed 216 tackles, 30.5 sacks and 50 tackles for loss in his first seven NFL campaigns (2014-20) with the Oakland Raiders and Colts. Autry has made an immediate impact with the Titans during his first two seasons (2021-22) leading the team with 17 sacks and ranking second on the squad with 89 quarterback pressures. Autry, a former rookie free agent, offers an impressive combination of size, athleticism and power on the defensive front and also excels on special teams where he has recorded 11 career blocked kicks.

CAREER HIGHLIGHTS:

- Autry has recorded an NFL-leading 11 blocked kicks since entering the NFL in 2014, including seven blocks on extra points, three on field goals and one on a punt.
- In 2022, Autry saw action in 12 games and led the team with eight sacks and a career-best 45 quarterback pressures.
- In 2021, Autry enjoyed a stellar first season with the Titans, playing in all 17 games and ranking second on the team with a career-best tying nine sacks and third on the squad with a then career-high 44 quarterback pressures.
- In 2020, Autry collected 7.5 sacks, nine tackles for loss and 10 quarterback hits in 14 games with the Colts.
- In his first campaign with the Colts in 2018, Autry led the squad with a career-best nine sacks to go along with 13 tackles for loss, two forced fumbles and a fumble recovery.
- In 2015, Autry led the NFL with three blocked kicks on special teams, posting the most blocks in a season by a single player since 2011.

TITANS TIDBITS:

- Coming out of Albemarle (N.C.) High School, Autry did not have the collegiate opportunities he initially desired and attended East Mississippi Community College (EMCC). The football program has been featured in a popular Netflix documentary series titled, Last Chance U, which focuses on players' last chance to prove themselves to Division I programs. Autry played for EMCC from 2010-11 and helped the Lions to a 12-0 season and an NJCAA national championship title while being named an NJCAA Football All-America first-team selection his sophomore year. Following his career at EMCC, Autry signed with Mississippi State amid offers from Alabama, Auburn, Florida, Florida State, Ole Miss, Southern California and Texas among others.
- Denico's brother, Lee, played defensive line at EMCC before transferring to Mississippi State as well. He signed with the Chicago Bears as a rookie free agent in 2020 and also spent time with the Los Angeles Chargers and Las Vegas Raiders during his rookie campaign.

CAREER TRANSACTIONS:

- The Albemarle, N.C., native was originally signed by the Oakland Raiders as a rookie free agent on May 20, 2014.
- Waived by the Raiders on Aug. 30, 2014 and signed to the team's practice squad two days later.
- Signed by the Raiders to their active roster from the team's practice squad on Oct. 25, 2014.
- Signed by the Indianapolis Colts as an unrestricted free agent on March 15, 2018.
- Signed by the Titans as an unrestricted free agent on March 19, 2021.

SEASON RECAPS:

2023 (11/9 - Tennessee): Leads the team with eight sacks. Tied for second on the squad with 37 quarterback pressures. Became the franchise's first player since Jevon Kearse (1999-2001) to record eight or more sacks in three consecutive seasons. Secured his sixth career season and his fifth consecutive season with at least six sacks. Has led or tied for the team lead in sacks five times in 2023 (at NO, vs. LAC, at CLE, at TB, vs. CAR). Has led or tied for the team lead in quarterback pressures four times in 2023 (at IND, at TB, at JAX, vs. CAR). Has led or tied for the team lead in passes defended twice in 2023 (vs. ATL, at PIT).

- At New Orleans (9/10), started at defensive end and notched five tackles, including 1.5 sacks and six quarterback pressures. Stuffed Jamaal Williams for no gain on a rush off right guard in the opening quarter. Teamed with Arden Key to sack Derek Carr for a seven-yard loss in the second quarter. Sacked Carr for a seven-yard loss late in the second stanza.
- Against L.A. Chargers (9/17), started at defensive end and collected three tackles, including a sack and two quarterback pressures. Ended the Chargers' opening drive by dropping Justin Herbert for a seven-yard sack on third-and-three. It was the 50th sack of Autry's 10-year NFL career
- At Cleveland (9/24), played as a reserve on the defensive front and tallied two tackles, including a sack, three quarterback pressures and a forced fumble. Sacked Deshaun Watson for a 16-yard loss while forcing a fumble that was recovered by the Browns in the second quarter. Teamed with Jaleel Johnson to stuff Jerome Ford for a two-yard loss on a rush off left tackle late in the third quarter.
- Against Cincinnati (10/1), started at defensive end and posted four tackles with a half sack and two quarterback pressures. Ended a Bengals' drive by combining with Jeffery Simmons to drop Joe Burrow for an eight-yard sack on third-and-seven in the second quarter.
- At Indianapolis (10/8), recorded two tackles and tied a team-high with three quarterback pressures.
- In London, against Baltimore (10/15), registered four tackles, including a stop for loss and two quarterback pressures. Blocked a Justin Tucker extra point chance in the second quarter. It was his NFL-leading 11th total blocked kick since entering the NFL in 2014, including seven blocks on extra points, three on field goals and one on a punt. Teamed with Roger McCreary to stuff Gus Edwards for a one-yard loss on a rush in the final stanza.
- Against Atlanta (10/29), notched four tackles, including a sack, three quarterback pressures and a team-best two passes defended. Batted down a Desmond Ridder pass intended for Bijan Robinson in the second stanza. Sacked Ridder for a 10-yard loss late in the second quarter. Teamed with Arden Key to stop Bijan Robinson for no gain on a rush off right tackle late in the second quarter. Batted down a pass intended for Kyle Pitts late in the final stanza.
- At Pittsburgh (11/2), tallied three tackles, a quarterback pressure and a pass defended. Batted down a pass intended for Najee Harris in the first quarter.
- At Tampa Bay (11/12), collected three tackles, a sack and a team-best five quarterback pressures. Dropped Baker Mayfield for a one-yard sack late in the second quarter.
- At Jacksonville (11/19), recorded a tackle for loss and tied for the team lead with three quarterback pressures. Dropped Trevor Lawrence for a three-yard loss on a rush off left guard in the third quarter.
- Against Carolina (11/26), posted three tackles, including a team-high two sacks, another tackle for loss and a team-best seven quarterback pressures. Registered his 11th career game with at least two sacks, including four such performances since joining the Titans in 2021. Halted a

Panthers' drive by dropping Miles Sanders for an eight-yard loss on a third-and-one rush off right end in the opening quarter. Ended a Panthers' drive by sacking Bryce Young for a nine-yard loss on third-and-10 late in the third quarter. Shot through the line and dropped Young for an eight-yard sack late in the fourth quarter.

2022 (12/8 - Tennessee): Played in 12 games with eight starts and led the team with eight sacks and a career-high 45 quarterback pressures. Registered 27 tackles, including eight stops for loss, four passes defended, two forced fumbles and a blocked extra point attempt. Was inactive for five contests. Led or tied for the team lead in sacks five times in 2022 (at BUF, at IND, vs. IND, at KC, vs. HOU). Led the team in quarterback pressures four times in 2022 (at BUF, at IND, vs. HOU, at JAX). Led or tied for the team lead in passes defended twice in 2022 (at BUF, vs. HOU).

- At Buffalo (9/19), saw action as a reserve at defensive end and collected two tackles, including a sack, a team-best three quarterback pressures and a pass defended. Dropped Josh Allen for a four-yard sack early in the third quarter. Deflected a third-and-nine pass intended for Devin Singletary in the third stanza.

- At Indianapolis (10/2), started on the defensive front and collected a pair of sacks, a team-best five quarterback pressures and a forced fumble. Helped limit Jonathan Taylor to just 42 rushing yards on 20 carries in the victory. Burst through the line and strip-sacked Matt Ryan on third-and-15 with the loose ball being recovered by Bud Dupree at the Colts' 32-yard line in the first stanza. Dropped Ryan for an eight-yard sack on third-and-13 late in the fourth quarter. The Colts missed a 51-yard field goal on the next play.

- At Washington (10/9), started at defensive end and recorded four tackles, including a sack and four quarterback pressures. Halted a Commanders' drive by sacking Carson Wentz for a nine-yard loss on third-and-13 early in the fourth quarter.

- Against Indianapolis (10/23), started on the defensive front and registered three tackles, including a sack, two quarterback pressures and a pass defended. Registered his third consecutive game with at least one sack. Halted a Colts' drive by batting down a third-and-three pass intended for Jonathan Taylor in the first quarter. Stuffed Jonathan Taylor for no gain on a short pass in the third stanza. Dropped Matt Ryan for a four-yard sack in the fourth quarter.

- At Kansas City (11/6), started on the defensive front and produced three tackles, including a team-high two sacks with four quarterback pressures. Registered his 10th career game with at least two sacks. Ended a Chiefs' drive by sacking Patrick Mahomes for a five-yard sack on third-and-nine late in the second quarter. Halted another Chiefs' drive by dropping Mahomes for a six-yard sack on third-and-one late in the second quarter.

- Against Denver (11/13), started on the defensive front and posted two tackles while finishing second on the squad with seven quarterback pressures. Teamed with Mario Edwards Jr. to stuff Latavius Murray for no gain on a rush up the middle in the second stanza.

- At Green Bay (11/17), started on the defensive front and registered a quarterback pressure before leaving the game in the third quarter with an injury. Blocked the Packers' initial extra point chance in the opening quarter. It was his NFL-best 10th total block since his rookie season in 2014. Forced an Aaron Rodgers intentional grounding on third-and-six along the goal line in the second quarter.

- Against Houston (12/24), returned to the lineup as a starter on the defensive front and notched seven tackles, a sack, a team-high seven quarterback pressures, a forced fumble and a team-best two passes defended. Forced a Davis Mills fumble that was recovered by the Texans in the end zone in the opening quarter. Deflected a pass at the line of scrimmage that was intended for Brandin Cooks in the third stanza. Teamed with Joshua Kalu to stuff Jeff Driskel for no gain on a fourth-and-one rush early in the third quarter. Combined with Jack Gibbens to stonewall Royce Freeman for a three-yard loss on a rush off left tackle in the third stanza. Batted down a pass intended for Chris Moore late in the third quarter. Dropped Davis Mills for a three-yard sack in the final period.
- At Jacksonville (1/7), started at outside linebacker in his 125th career regular season game and totaled a team-best three quarterback pressures.

2021 (17/11, 1/1 - Tennessee): Played in all 17 games with 11 starts in his first season with the Titans. Ranked second on the team with a career-high tying nine sacks and third on the squad with a then career-best 44 quarterback pressures. Notched 32 tackles, including 10 stops for loss, six passes defended and a blocked field goal. Started the postseason contest

and posted three tackles, including 1.5 sacks, five quarterback pressures and a pass defended. Led or tied for the team lead in sacks six times in 2021 (at SEA, vs. KC, vs. JAX, at PIT, vs. SF, vs. MIA). Led or tied for the team lead in quarterback pressures four times in 2021 (vs. KC, at NE, vs. JAX, vs. CIN). Led or tied for the team lead in passes defended four times in 2021 (vs. BUF, at LAR, vs. HOU, at HOU).

- At Seattle (9/19), played as a reserve at defensive end and posted three tackles, including 1.5 sacks and four quarterback pressures. Sacked Russell Wilson for a four-yard loss early in the second stanza. Halted a Seahawks' drive by combining with Jeffery Simmons for a seven-yard sack of Wilson on third-and-14 in the second quarter.

- Against Indianapolis (9/26), started at defensive end and tallied four quarterback pressures.

- At N.Y. Jets (10/3), started on the defensive front in his 100th career game and notched three tackles, including two stops for loss. Stuffed Michael Carter for a two-yard loss on a rush off right tackle in the third quarter. Forced the Jets to settle for a field goal in overtime by stonewalling Zach Wilson for a three-yard loss on a bootleg run on third-and-goal from the one-yard line.

- Against Buffalo (10/18), started at defensive end and registered four quarterback pressures and a pass defended. Disrupted a Josh Allen pass that was then intercepted by Kevin Byard in the second quarter.

- Against Kansas City (10/24), started at defensive end and collected three tackles, including a team-high two sacks and a team-best seven quarterback pressures. Dropped Patrick Mahomes for a 10-yard sack on third-and-11, forcing a 57-yard field goal that was no good late in the third quarter. Sacked Mahomes for an eight-yard loss on fourth-and-18 midway through the fourth quarter.

- At Indianapolis (10/31), started at defensive end and posted three tackles and four quarterback pressures.

- At L.A. Rams (11/7), started at defensive end and tallied three tackles, including 1.5 sacks, five quarterback pressures and two passes defended. Dropped Matthew Stafford for a nine-yard sack in the opening quarter. Ended a Rams' drive by batting down a third-and-four pass intended for Robert Woods in the first quarter. Halted a Rams' drive by knocking down a pass intended for Woods on third-and-13 late in the second stanza. Teamed with Harold Landry III to sack Stafford for a six-yard loss on third-and-six late in the third quarter.

- Against Jacksonville (12/12), started at defensive end and posted two tackles, including a sack and a team-best four quarterback pressures in the shutout victory. Dropped Trevor Lawrence for a nine-yard sack on the Jaguars' first play from scrimmage in the opening quarter.

- At Pittsburgh (12/19), played as a reserve on the defensive front and notched a sack and a quarterback pressure. Sacked Ben Roethlisberger for a one-yard loss midway through the fourth quarter.

- Against San Francisco (12/23), saw significant action as a reserve on the defensive line and tallied three tackles, including a sack and three quarterback pressures. Stuffed Jeff Wilson Jr. for no gain on a rush off right end in the opening quarter. Halted a 49ers' drive by dropping Jimmy Garoppolo for a seven-yard sack on third-and-10 in the second quarter. Recorded his third consecutive game with at least one sack, marking the third three-game streak of his career.

- Against Miami (1/2), played as a reserve at defensive end and notched three tackles, including a sack and a quarterback pressure. Ended the Dolphins' first drive by sacking Tua Tagovailoa for a six-yard loss on third-and-10 in the first quarter. Recorded his fourth consecutive game with at least one sack, which is the longest such streak of his career. Partially blocked a Jason Sanders' 53-yard field goal attempt that was no good in the third quarter, marking his ninth career blocked kick.

- Against Cincinnati (1/22), started at defensive end and posted three tackles, including 1.5 sacks, a team-high-tying five quarterback pressures and a pass defended. Registered his third consecutive postseason game with at least one sack. Combined with Naquan Jones to drop Joe Burrow for a three-yard sack on the Bengals' first play from scrimmage. Sacked Burrow for a six-yard loss later in the opening stanza. Teamed with David Long Jr. to stuff Joe Mixon for a three-yard loss on a rush off right end in the second quarter. Batted down a pass intended for Tyler Boyd in the second quarter.

2020 (14/13, 1/1 - Indianapolis): Appeared in 14 games with 13 starts and recorded 33 tackles, 7.5 sacks, nine tackles for loss and 10 quarterback hits. Spent two games on the reserve/COVID-19 list. Started the lone postseason contest and registered four tackles, including 1.5 sacks, two quarterback hits and a forced fumble.

- At Jacksonville (9/13), recorded two sacks of Gardner Minshew on

opening day. It was his first multi-sack game since Week 2 of 2019 at Tennessee.

- At Detroit (11/1), tallied two sacks of Matthew Stafford in the victory.
- Against Baltimore (11/8), recorded two tackles including a sack of Lamar Jackson.
- At Tennessee (11/12), collected four tackles, including a 10-yard sack of Ryan Tannehill. It was his third consecutive game with a sack.
- Against Houston (12/20), accumulated four tackles, including 1.5 sacks.
- At Buffalo (1/9), started and tallied four tackles, 1.5 sacks and a forced fumble.

2019 (14/14 - Indianapolis): Started all 14 games he appeared in and tallied 32 tackles, 3.5 sacks, four tackles for loss, four passes defended and a forced fumble. Was inactive for the final two games of the season.

- At Tennessee (9/15), posted four solo tackles, two sacks of Marcus Mariota and a forced fumble.
- Against Tennessee (12/1), collected a season-best six tackles with a sack and two quarterback hits.

2018 (12/11, 2/2 - Indianapolis): Played in 12 games with 11 starts and notched 37 tackles, a career-high and team-leading nine sacks, 13 tackles for loss, two forced fumbles, a fumble recovery, a pass defended, a blocked extra point and a blocked field goal. Was inactive for four contests. Started two postseason games and had four tackles, a sack and two tackles for loss.

- Against Houston (9/30), posted a season-best nine tackles with two sacks, two more tackles for loss and two quarterback hits.
- Against Tennessee (11/18), collected a seven-yard sack of Marcus Mariota late in the second quarter.
- At Jacksonville (12/2), registered seven tackles, including a career-best three sacks for losses of 18 yards, four quarterback hits and two forced fumbles.
- At Houston (12/9), notched four tackles, including two sacks in the victory.
- Against Dallas (12/16), recorded a sack in the third consecutive game by dropping Dak Prescott for a 10-yard loss late in the fourth quarter. Blocked a 48-yard field goal attempt by Brett Maher early in the first quarter.
- At Kansas City (1/12), posted four tackles, including a five-yard sack of Patrick Mahomes on fourth-and-five in the third quarter.

2017 (16/3 - Oakland): Played in all 16 games with three starts and totaled 35 tackles. Set then career-highs with five sacks and seven passes defended.

- Against N.Y. Jets (9/17), contributed three tackles, a half sack and a pass defended. Split a sack with Mario Edwards Jr., bringing down Josh McCown for a four-yard loss in the third quarter.
- Against Kansas City (10/19), tallied two tackles and a half sack in the victory. Teamed with Khalil Mack to take down Alex Smith late in the fourth quarter, forcing a punt and getting the ball back to the Raiders' offense to drive down the field for the game-winning score.
- Against Denver (11/26), posted one of the most productive games of his career, tallying three tackles and a career-high two sacks. Brought down Paxton Lynch for a nine-yard loss in the second quarter to force a punt. Dropped Lynch again in the third quarter for an eight-yard loss to force a punt.
- Against N.Y. Giants (12/3), tallied three tackles, a sack and a pass defended in the victory. Brought down Geno Smith for a three-yard loss in the fourth quarter to force a field goal attempt.
- At Kansas City (12/10), made his first start of the season and tallied two passes defended.
- At Philadelphia (12/25), posted his fifth sack of the season, dropping Nick Foles for a 16-yard loss in the fourth quarter.
- At L.A. Chargers (12/31), blocked an extra point attempt by Nick Rose in the second quarter.

2016 (16/7, 1/0 - Oakland): Saw playing time in all 16 games for the first time in his career and totaled 37 tackles, while adding 2.5 sacks, three passes defended and the first two fumble recoveries of his career.

- At Tennessee (9/25), teamed with Shilique Calhoun to take down Marcus Mariota for a two-yard sack.
- At Baltimore (10/2), tallied three assisted tackles and registered his first career fumble recovery following a Bruce Irvin sack-fumble of Joe Flacco in the fourth quarter.
- Against Carolina (11/27), tied a then career best with five tackles. Blocked a PAT attempt in the third quarter, his fourth career blocked kick.
- Against Buffalo (12/4), racked up two tackles and his first full sack of the

season. His sack came during the fourth quarter on the Bills' last-chance drive.

- At Kansas City (12/8), notched two tackles and one fumble recovery in his fourth start of the year. Pounced on a loose ball after Khalil Mack's strip-sack of Alex Smith.
- At San Diego (12/18), notched his second sack in three games by taking Philip Rivers down for an eight-yard loss.
- At Houston (1/7), played in his first career postseason contest, recording three tackles and a pass defended.

2015 (14/8 - Oakland): Played in 14 games with eight starts, including starting the final seven games of the season. Totaled 29 tackles with three sacks and four passes defended. Led the NFL with three blocked kicks on special teams, posting the most blocks in a season by a single player since 2011.

- At Cleveland (9/27), batted down a pass at the line of scrimmage on Cleveland's final drive of the game for his first career pass defended.
- At Chicago (10/4), blocked a first quarter PAT attempt on special teams. Also posted three tackles.
- Against N.Y. Jets (11/1), posted a then career-high five tackles and recorded his first career sack.
- At Detroit (11/22), started at defensive end and notched his second sack of the season.
- At Tennessee (11/29), tipped a Marcus Mariota pass on the game's first play from scrimmage. Blocked his second PAT attempt of the season in the first quarter.
- Against Green Bay (12/20), credited with three tackles. Blocked his third kick of the season, deflecting a 49-yard field goal attempt by Mason Crosby in the fourth quarter.
- Against San Diego (12/24), recorded his first career safety with a sack of Philip Rivers. Also credited with three tackles and a pass defended.

2014 (10/0 - Oakland): Saw action in 10 games as a rookie and notched 13 tackles, three tackles for loss and two special teams stops. Spent first six games on the practice squad before being signed to the active roster on Oct. 25.

- At Cleveland (10/26), made his NFL debut, seeing significant action on defense and notched two tackles.
- At Seattle (11/2), came free up the middle on a third-quarter punt, blocking a Jon Ryan effort that was recovered in the end zone by Brice Butler for a Raiders touchdown. Added a tackle on kickoff coverage.
- Against Denver (11/9), recorded a personal-best two solo tackles.

COLLEGE:

- Played in 26 games with 23 starts for Mississippi State and finished his two-year Bulldogs career with 73 total tackles, 16 tackles for loss, six sacks and three forced fumbles. Spent his first two collegiate seasons at East Mississippi Community College where he was an NJCAA All-American and national champion.
- As a senior (2013), started all 13 games for the Bulldogs. Finished second on the team with 6.5 tackles for loss. Collected 31 tackles, two sacks and eight quarterback hurries.
- As a junior (2012), signed with Mississippi State and played in all 13 games with 10 starts. Tallied 42 tackles, 9.5 tackles for loss, four sacks, two forced fumbles and an interception. Came on strong in the final four games of the season, totaling four tackles for loss, two sacks, two forced fumbles, three quarterback hurries, one interception and a pass breakup.
- Attended East Mississippi Community College during his first two collegiate seasons (2010-2011) and collected 141 total tackles, 16.5 sacks and 24 tackles for loss.
- As a sophomore (2011), helped lead Lions to 12-0 record, state championship and NJCAA national title. Named 2011 NJCAA Football All-America first team after posting 81 tackles with 13 tackles for loss, 11 sacks and 41 quarterback hurries. Also credited with four pass breakups and a pair of forced fumbles.

PERSONAL:

- Attended Albemarle (N.C.) High School, where he was a standout two-way player at defensive end and tight end.
- As a senior, led Albemarle to a 12-2 record and totaled 142 tackles, nine sacks, five forced fumbles and four fumble recoveries.
- Named the All-SNAP Defensive Player of the Year, as well as the Rocky River Conference Defensive Player of the Year. Played in the NCAA East-West All-Star game.
- Born Denico Autry on July 15, 1990 in Albemarle, N.C.

DENICO AUTRY'S GAME-BY-GAME CONT.

| | | | | | | | | | | | | | | | | | | | | |
|---------------|-------|---|---|-------------|--------------|-----------|-----------|----------|------------|-------------|-----------|-----------|----------|----------|----------|----------|----------|----------|----------|----------|
| Dec 19 | @ Pit | L | p | 2 | 1 | 1 | 1.0 | 1.0 | 1 | 1 | 0 | 0 | 0 | 0 | 0 | 0 | 0 | 0 | 0 | 0 |
| Dec 23 | SF | W | p | 3 | 2 | 1 | 1.0 | 7.0 | 3 | 1 | 0 | 0 | 0 | 0 | 0 | 0 | 0 | 0 | 0 | 0 |
| Jan 2 | Mia | W | p | 3 | 3 | 0 | 1.0 | 6.0 | 1 | 1 | 0 | 0 | 0 | 0 | 0 | 0 | 0 | 0 | 0 | 0 |
| Jan 9 | @ Hou | W | p | 3 | 3 | 0 | 0.0 | 0.0 | 2 | 0 | 0 | 0 | 0 | 1 | 0 | 0 | 0 | 0 | 0 | 0 |
| Totals | | | | 12-5 | 17/11 | 32 | 25 | 7 | 9.0 | 60.5 | 44 | 10 | 0 | 0 | 0 | 6 | 0 | 0 | 0 | 0 |

Playoffs

| | | | | | | | | | | | | | | | | | | | | |
|---------------|-----|---|---|------------|------------|----------|----------|----------|------------|------------|----------|----------|----------|----------|----------|----------|----------|----------|----------|----------|
| Jan 22 | Cin | L | S | 3 | 1 | 2 | 1.5 | 7.5 | 5 | 1 | 0 | 0 | 0 | 1 | 0 | 0 | 0 | 0 | 0 | 0 |
| Totals | | | | 0-1 | 1/1 | 3 | 1 | 2 | 1.5 | 7.5 | 5 | 1 | 0 | 0 | 0 | 1 | 0 | 0 | 0 | 0 |

2022 Tennessee Titans

| Date | Opp | W/L | P/S | Tot | Solo | Asst | Sk | - Yds | QBP | TFL | Int- | Yds | -TD | PD | FF | FR | - Yds | SpT | | |
|---------------|-------|-----|-----|-------------|-------------|-----------|-----------|-----------|------------|-------------|-----------|----------|----------|----------|----------|----------|----------|----------|----------|----------|
| Sept 11 | NYG | L | p | 4 | 2 | 2 | 0.0 | 0.0 | 2 | 0 | 0 | 0 | 0 | 0 | 0 | 0 | 0 | 0 | 0 | 0 |
| Sept 19 | @ Buf | L | p | 2 | 1 | 1 | 1.0 | 4.0 | 3 | 1 | 0 | 0 | 0 | 1 | 0 | 0 | 0 | 0 | 0 | 0 |
| Sept 25 | LV | W | p | 0 | 0 | 0 | 0.0 | 0.0 | 3 | 0 | 0 | 0 | 0 | 0 | 0 | 0 | 0 | 0 | 0 | 0 |
| Oct 2 | @ Ind | W | S | 2 | 2 | 0 | 2.0 | 25.0 | 5 | 1 | 0 | 0 | 0 | 0 | 1 | 0 | 0 | 0 | 0 | 0 |
| Oct 9 | @ Was | W | S | 4 | 1 | 3 | 1.0 | 9.0 | 4 | 1 | 0 | 0 | 0 | 0 | 0 | 0 | 0 | 0 | 0 | 0 |
| Oct 23 | Ind | W | S | 3 | 2 | 1 | 1.0 | 4.0 | 2 | 1 | 0 | 0 | 0 | 1 | 0 | 0 | 0 | 0 | 0 | 0 |
| Oct 30 | @ Hou | W | p | 0 | 0 | 0 | 0.0 | 0.0 | 4 | 0 | 0 | 0 | 0 | 0 | 0 | 0 | 0 | 0 | 0 | 0 |
| Nov 6 | @ KC | L | S | 3 | 3 | 0 | 2.0 | 11.0 | 4 | 2 | 0 | 0 | 0 | 0 | 0 | 0 | 0 | 0 | 0 | 0 |
| Nov 13 | Den | W | S | 2 | 1 | 1 | 0.0 | 0.0 | 7 | 0 | 0 | 0 | 0 | 0 | 0 | 0 | 0 | 0 | 0 | 0 |
| Nov 17 | @ GB | W | S | 0 | 0 | 0 | 0.0 | 0.0 | 1 | 0 | 0 | 0 | 0 | 0 | 0 | 0 | 0 | 0 | 0 | 0 |
| Nov 27 | Cin | L | IA | | | | | | | | | | | | | | | | | |
| Dec 4 | @ Phi | L | IA | | | | | | | | | | | | | | | | | |
| Dec 11 | Jax | L | IA | | | | | | | | | | | | | | | | | |
| Dec 18 | @ LAC | L | IA | | | | | | | | | | | | | | | | | |
| Dec 24 | Hou | L | S | 7 | 5 | 2 | 1.0 | 3.0 | 7 | 2 | 0 | 0 | 0 | 2 | 1 | 0 | 0 | 0 | 0 | 0 |
| Dec 29 | Dal | L | IA | | | | | | | | | | | | | | | | | |
| Jan 7 | @ Jax | L | S | 0 | 0 | 0 | 0.0 | 0.0 | 3 | 0 | 0 | 0 | 0 | 0 | 0 | 0 | 0 | 0 | 0 | 0 |
| Totals | | | | 7-10 | 12/8 | 27 | 17 | 10 | 8.0 | 56.0 | 45 | 8 | 0 | 0 | 4 | 2 | 0 | 0 | 0 | 0 |

2023 Tennessee Titans

| Date | Opp | W/L | P/S | Tot | Solo | Asst | Sk | - Yds | QBP | TFL | Int- | Yds | -TD | PD | FF | FR | - Yds | SpT | | |
|---------------|-------|-----|-----|------------|-------------|-----------|-----------|-----------|------------|-------------|-----------|-----------|----------|----------|----------|----------|----------|----------|----------|----------|
| Sept 10 | @ NO | L | S | 5 | 4 | 1 | 1.5 | 10.5 | 6 | 1 | 0 | 0 | 0 | 0 | 0 | 0 | 0 | 0 | 0 | 0 |
| Sept 17 | LAC | W | S | 3 | 3 | 0 | 1.0 | 7.0 | 2 | 1 | 0 | 0 | 0 | 0 | 0 | 0 | 0 | 0 | 0 | 0 |
| Sept 24 | @ Cle | L | p | 2 | 2 | 0 | 1.0 | 16.0 | 3 | 1 | 0 | 0 | 0 | 0 | 0 | 1 | 0 | 0 | 0 | 0 |
| Oct 1 | Cin | W | S | 4 | 0 | 4 | 0.5 | 4.0 | 2 | 0 | 0 | 0 | 0 | 0 | 0 | 0 | 0 | 0 | 0 | 0 |
| Oct 8 | @ Ind | L | S | 2 | 0 | 2 | 0.0 | 0.0 | 3 | 0 | 0 | 0 | 0 | 0 | 0 | 0 | 0 | 0 | 0 | 0 |
| Oct 15 | Bal | L | S | 4 | 2 | 2 | 0.0 | 0.0 | 2 | 1 | 0 | 0 | 0 | 0 | 0 | 0 | 0 | 0 | 0 | 0 |
| Oct 29 | Atl | W | S | 4 | 1 | 3 | 1.0 | 10.0 | 3 | 1 | 0 | 0 | 0 | 2 | 0 | 0 | 0 | 0 | 0 | 0 |
| Nov 2 | @ Pit | L | S | 3 | 1 | 2 | 0.0 | 0.0 | 1 | 0 | 0 | 0 | 0 | 0 | 1 | 0 | 0 | 0 | 0 | 0 |
| Nov 12 | @ TB | L | S | 3 | 3 | 0 | 1.0 | 1.0 | 5 | 1 | 0 | 0 | 0 | 0 | 0 | 0 | 0 | 0 | 0 | 0 |
| Nov 19 | @ Jax | L | p | 1 | 1 | 0 | 0.0 | 0.0 | 3 | 1 | 0 | 0 | 0 | 0 | 0 | 0 | 0 | 0 | 0 | 0 |
| Nov 26 | Car | W | S | 3 | 3 | 0 | 2.0 | 17.0 | 7 | 3 | 0 | 0 | 0 | 0 | 0 | 0 | 0 | 0 | 0 | 0 |
| Dec 3 | Ind | | | | | | | | | | | | | | | | | | | |
| Dec 11 | @ Mia | | | | | | | | | | | | | | | | | | | |
| Dec 17 | Hou | | | | | | | | | | | | | | | | | | | |
| Dec 24 | Sea | | | | | | | | | | | | | | | | | | | |
| Dec 31 | @ Hou | | | | | | | | | | | | | | | | | | | |
| Jan 6/7 | Jax | | | | | | | | | | | | | | | | | | | |
| Totals | | | | 4-7 | 11/9 | 34 | 20 | 14 | 8.0 | 65.5 | 37 | 10 | 0 | 0 | 0 | 3 | 1 | 0 | 0 | 0 |

DENICO AUTRY'S NFL STATISTICS

| REGULAR SEASON | | TACKLES | | | | | | | | | INTERCEPTIONS | | | | | FUMBLES | | | |
|-------------------|--------------|------------|-----------|------------|------------|------------|-------------|--------------|------------|-----------|---------------|----------|----------|----------|-----------|----------|----------|----------|----------|
| Year | Team | GP | GS | Tot | Solo | Asst | Sk | Yds | QBP | TFL | No | Yds | Lg | TD | PD | FF | FR | Yds | SpT |
| 2014 | Oakland | 10 | 0 | 13 | 8 | 5 | 0.0 | 0.0 | 1 | 3 | 0 | 0 | 0 | 0 | 0 | 0 | 0 | 0 | 2 |
| 2015 | Oakland | 14 | 8 | 29 | 19 | 10 | 3.0 | 17.0 | 7 | 6 | 0 | 0 | 0 | 0 | 4 | 0 | 0 | 0 | 0 |
| 2016 | Oakland | 16 | 7 | 37 | 22 | 15 | 2.5 | 9.0 | 4 | 6 | 0 | 0 | 0 | 0 | 3 | 0 | 2 | 0 | 0 |
| 2017 | Oakland | 16 | 3 | 35 | 25 | 10 | 5.0 | 43.5 | 9 | 9 | 0 | 0 | 0 | 0 | 7 | 0 | 0 | 0 | 0 |
| 2018 | Indianapolis | 12 | 11 | 37 | 28 | 9 | 9.0 | 58.0 | 11 | 13 | 0 | 0 | 0 | 0 | 1 | 2 | 1 | 0 | 0 |
| 2019 | Indianapolis | 14 | 14 | 32 | 20 | 12 | 3.5 | 28.5 | 11 | 4 | 0 | 0 | 0 | 0 | 4 | 1 | 0 | 0 | 0 |
| 2020 | Indianapolis | 14 | 13 | 33 | 20 | 13 | 7.5 | 43.5 | 10 | 9 | 0 | 0 | 0 | 0 | 0 | 0 | 0 | 0 | 0 |
| 2021 | Tennessee | 17 | 11 | 32 | 25 | 7 | 9.0 | 60.5 | 44 | 10 | 0 | 0 | 0 | 0 | 6 | 0 | 0 | 0 | 0 |
| 2022 | Tennessee | 12 | 8 | 27 | 17 | 10 | 8.0 | 56.0 | 45 | 8 | 0 | 0 | 0 | 0 | 4 | 2 | 0 | 0 | 0 |
| 2023 | Tennessee | 11 | 9 | 34 | 20 | 14 | 8.0 | 65.5 | 37 | 10 | 0 | 0 | 0 | 0 | 3 | 1 | 0 | 0 | 0 |
| NFL Totals | | 136 | 84 | 309 | 204 | 105 | 55.5 | 381.5 | 179 | 78 | 0 | 0 | 0 | 0 | 32 | 6 | 3 | 0 | 2 |

| PLAYOFFS | | TACKLES | | | | | | | | | INTERCEPTIONS | | | | | FUMBLES | | | |
|-------------------|--------------|----------|----------|-----------|----------|----------|------------|-------------|-----------|----------|---------------|----------|----------|----------|----------|----------|----------|----------|----------|
| Year | Team | GP | GS | Tot | Solo | Asst | Sk | Yds | QBP | TFL | No | Yds | Lg | TD | PD | FF | FR | Yds | SpT |
| 2016 | Oakland | 1 | 0 | 3 | 2 | 1 | 0.0 | 0.0 | 0 | 2 | 0 | 0 | 0 | 0 | 1 | 0 | 0 | 0 | 0 |
| 2018 | Indianapolis | 2 | 2 | 4 | 2 | 2 | 1.0 | 5.0 | 3 | 2 | 0 | 0 | 0 | 0 | 0 | 0 | 0 | 0 | 0 |
| 2020 | Indianapolis | 1 | 1 | 4 | 2 | 2 | 1.5 | 20.5 | 2 | 1 | 0 | 0 | 0 | 0 | 0 | 1 | 0 | 0 | 0 |
| 2021 | Tennessee | 1 | 1 | 3 | 1 | 2 | 1.5 | 7.5 | 5 | 1 | 0 | 0 | 0 | 0 | 1 | 0 | 0 | 0 | 0 |
| NFL Totals | | 5 | 4 | 14 | 7 | 7 | 4.0 | 33.0 | 10 | 6 | 0 | 0 | 0 | 0 | 2 | 1 | 0 | 0 | 0 |

Single-Game Highs

- Tackles - 9 vs. Houston (9/30/18)
- Sacks - 3 at Jacksonville (12/2/18)
- Quarterback Pressures - 7 (Three times, last vs. Houston 12/24/22)
- Forced Fumbles - 2 at Jacksonville (12/2/18)
- Fumble Recovery - 1 (Three times, last vs. Miami 11/25/18)
- Pass Defensed - **2 (Five times, last vs. Atlanta 10/9/23)**
- Tackles for Loss - 4 vs. Houston (9/30/18)

Additional Career Statistics

- Safety - 1 vs. San Diego (12/24/15)
- Blocked PATs - 7 Total: 2 (2015), 1 (2016), 1 (2017), 1 (2018), 1 (2022), **1 (2023)**

- Blocked Field Goals - 3 Total: 1 (2015), 1 (2018), 1 (2021)
- Blocked Punts - 1 (2014)

Playoff Single-Game Highs

- Tackles - 4 (Two times, last at Buffalo, 1/9/21)
- Sacks - 1.5 (Twice, last vs. Cincinnati 1/22/22)
- Quarterback Pressures - 5 vs. Cincinnati (1/22/22)
- Forced Fumbles - 1 at Buffalo (1/9/21)
- Passes Defensed - 1 (Twice, last vs. Cincinnati 1/22/22)
- Tackles for Loss - 2 (Twice, last at Kansas City, 1/12/19)



23 TRE AVERY

CORNERBACK • 5'11" • 181 LBS • COLLEGE: RUTGERS
ACQUIRED: FREE AGENT - 2022 • NFL EXPERIENCE (NFL/TITANS): 2/2
HOMETOWN: BALTIMORE, MD.
GAMES PLAYED/GAMES STARTED: 24/3 (PLAYOFFS: 0/0)



PRO: The Titans signed Tre Avery as an undrafted free agent following the 2022 NFL Draft to add speed and depth to the cornerback room. He won a job in his first training camp and went on to appear in 14 games with three starts as a rookie. Prior to arriving in the NFL, the 5-foot-11-inch, 181-pounder appeared in 35 games with 22 starts over four seasons at Rutgers (2018-21) and totaled 92 career tackles, 4.5 tackles for loss, one sack, four interceptions, 17 passes defended and one forced fumble. The Baltimore, Md., native also registered eight kick returns for 169 yards over his career.

CAREER HIGHLIGHTS:

- In 2022, Avery led the team with nine passes defended as an undrafted rookie. His total ranked sixth in the NFL among all rookies. He was the first Titans rookie to lead the team in passes defended since Adoree' Jackson in 2017.

TITANS TIDBITS:

- On Aug. 30, 2022, Avery welcomed a new son, Riley, into the world. The following day, he received a call from Titans head coach Mike Vrabel and then-general manager Jon Robinson that he had made the Titans roster as an undrafted rookie.
- Avery initially committed to play football at Ohio State as part of the 2016 signing class, after being recruited by then-defensive coordinator Chris Ash, who departed a few months later to become the head coach at Rutgers. Despite leaving Ohio State prior to his freshman season and instead enrolling at Toledo, Avery maintained a relationship with Ash. Eventually, he joined Ash at Rutgers and went on to play in 35 career games for the Scarlet Knights.

CAREER TRANSACTIONS:

- The Baltimore, Md., native was signed by the Titans as a rookie free agent on May 13, 2022.

SEASON RECAPS:

2023 (10/0):

- At New Orleans (9/10), was inactive.
- Against L.A. Chargers (9/17), saw significant action as a reserve as the nickelback. Finished second on the squad with a career-best eight tackles to go along with a stop for loss and a pass defended. Stuffed Mike Williams for a one-yard loss on a short pass in the opening stanza. Forced the Chargers to settle for a field goal attempt by breaking up a pass intended for Quentin Johnston in the end zone on third-and-seven in the second quarter.
- At Cleveland (9/24), played as a reserve at cornerback and on special teams.
- Against Cincinnati (10/1), saw action as a reserve on special teams.
- At Indianapolis (10/8), played as a reserve on special teams.
- In London, against Baltimore (10/15), saw action as a reserve at cornerback and registered two tackles.
- Against Atlanta (10/29), played as a reserve on special teams.
- At Pittsburgh (11/2), saw significant action as a reserve at cornerback after Sean Murphy-Bunting left the game in the first quarter with an injury and tallied four tackles.
- At Tampa Bay (11/12), played as a reserve on special teams.
- At Jacksonville (11/19), saw action as a reserve at cornerback and recorded two tackles.
- Against Carolina (11/26), played as a reserve on special teams.

2022 (14/3): Played in 14 games with three starts during his rookie

campaign and led the team with nine passes defended. Registered 23 tackles, including a stop for loss. Posted six special teams tackles and a fumble recovery on coverage units. Was inactive for two contests and did not play in another game. Led or tied for the team lead in passes defended three times in 2022 (at GB, at PHI, vs. DAL). Led the team in special teams tackles twice in 2022 (vs. NYG, vs. DEN).

- Against N.Y. Giants (9/11), made his NFL debut as a reserve on special teams and led the team with three special teams tackles.
- At Buffalo (9/19), made his first career start at cornerback and collected three tackles. Pounced on a fumble after a muffed punt by Amani Hooker early in the fourth quarter.
- Against Denver (11/13), played as a reserve at cornerback. Led the team with two special teams tackles on coverage units.
- At Green Bay (11/17), saw action as a reserve at cornerback and registered a tackle for loss and a team-best two passes defended. Broke up a pass intended for Allen Lazard along the sideline in the fourth quarter. Stuffed Aaron Jones for a one-yard loss on a short pass in the final quarter. Defended a pass intended for Sammy Watkins in the fourth stanza.
- Against Cincinnati (11/27), played as a reserve at cornerback and collected two tackles with a team-best two passes defended. Halted a Bengals' drive by breaking up a third-and-13 pass intended for Trenton Irwin in the opening quarter. Defended a pass intended for Irwin in the second stanza.
- At Philadelphia (12/4), saw significant action as a reserve at cornerback and tied for the team lead with seven tackles to go along with a team-best two passes defended. Ended an Eagles' drive by breaking up a deep pass intended for DeVonta Smith in the third quarter. Broke up a third-and-10 pass intended for Zach Pascal in the final stanza.
- Against Houston (12/24), started at cornerback and notched two tackles and a pass defended. Deflected a Davis Mills pass that was then intercepted by Jack Gibbens in the third quarter.
- Against Dallas (12/29), started at cornerback and tied a career-high with seven tackles and two passes defended. Broke up a pass intended for Michael Gallup late in the second quarter. Ended a Cowboys' drive by defending a third-and-10 pass intended for Michael Gallup in the fourth quarter.

COLLEGE:

- Appeared in 35 games with 22 starts over four seasons at Rutgers (2018-21). Totaled 92 career tackles, 4.5 tackles for loss, one sack, four interceptions, 17 passes defended and one forced fumble. Added eight kick returns for 169 yards. Transferred to Rutgers in 2017 from Toledo where he did not appear in a game. Transferred to Toledo from Ohio State in 2016 prior to the season.
- As a senior (2021), saw action in 12 games with nine starts and tallied a career-high-tying 37 tackles. Added 1.5 tackles for loss, one interception and six passes defended.
- As a junior (2020), started all nine games and recorded career-bests with 37 tackles, two tackles for loss and a team-high-tying eight passes defended. Also tallied one interception. Named third-team All-Big Ten by the league's coaches and media.
- As a sophomore (2019), played in all 12 games and made four starts. Posted 17 tackles, one tackle for loss, one sack, a career-best two interceptions, three passes defended and one forced fumble. Added eight kick returns for 169 yards (21.1-yard avg.) including a long return of 28 yards.
- As a redshirt freshman (2018), appeared in two games and notched one tackle in his first season at Rutgers.

- Transferred to Rutgers in 2017 from Toledo where he did not appear in a game.
- Transferred to Toledo from Ohio State in 2016 prior to the season.
- Graduated from Rutgers in May 2021 with a degree in labor studies and employment relations.

PERSONAL:

- Attended Franklin (Md.) High School where he was named first team all-state and all-metro as a senior after collecting 91 tackles, seven passes defended and four interceptions.
- Transferred to Franklin from St. Frances Academy (Md.) where he earned honorable mention all-state and all-conference accolades as a junior.
- Son of Talita Avery.
- Follow Avery on Instagram at @t.avery21 and on Twitter at @t21avery.
- Born Feb. 26, 1997 in Baltimore, Md.

TRE AVERY'S GAME-BY-GAME

2022 Tennessee Titans

| Date | Opp | W/L | P/S | Tot | Solo | Asst | Sk | - Yds | QBP | TFL | Int- | Yds | -TD | PD | FF | FR | - Yds | SpT | |
|---------------|-------|-----|-----|-------------|-------------|-----------|-----------|----------|------------|------------|----------|----------|----------|----------|----------|----------|----------|----------|----------|
| Sept 11 | NYG | L | p | 0 | 0 | 0 | 0.0 | 0.0 | 0 | 0 | 0 | 0 | 0 | 0 | 0 | 0 | 0 | 0 | 3 |
| Sept 19 | @ Buf | L | S | 3 | 3 | 0 | 0.0 | 0.0 | 0 | 0 | 0 | 0 | 0 | 0 | 0 | 0 | 0 | 0 | 0 |
| Sept 25 | LV | W | p | 0 | 0 | 0 | 0.0 | 0.0 | 0 | 0 | 0 | 0 | 0 | 0 | 0 | 0 | 0 | 0 | 0 |
| Oct 2 | @ Ind | W | p | 0 | 0 | 0 | 0.0 | 0.0 | 0 | 0 | 0 | 0 | 0 | 0 | 0 | 0 | 0 | 0 | 0 |
| Oct 9 | @ Was | W | DNP | | | | | | | | | | | | | | | | |
| Oct 23 | Ind | W | p | 0 | 0 | 0 | 0.0 | 0.0 | 0 | 0 | 0 | 0 | 0 | 0 | 0 | 0 | 0 | 0 | 0 |
| Oct 30 | @ Hou | W | p | 0 | 0 | 0 | 0.0 | 0.0 | 0 | 0 | 0 | 0 | 0 | 0 | 0 | 0 | 0 | 0 | 0 |
| Nov 6 | @ KC | L | p | 0 | 0 | 0 | 0.0 | 0.0 | 0 | 0 | 0 | 0 | 0 | 0 | 0 | 0 | 0 | 0 | 1 |
| Nov 13 | Den | W | p | 0 | 0 | 0 | 0.0 | 0.0 | 0 | 0 | 0 | 0 | 0 | 0 | 0 | 0 | 0 | 0 | 2 |
| Nov 17 | @ GB | W | p | 1 | 1 | 0 | 0.0 | 0.0 | 0 | 1 | 0 | 0 | 0 | 2 | 0 | 0 | 0 | 0 | 0 |
| Nov 27 | Cin | L | p | 2 | 1 | 1 | 0.0 | 0.0 | 0 | 0 | 0 | 0 | 0 | 2 | 0 | 0 | 0 | 0 | 0 |
| Dec 4 | @ Phi | L | p | 7 | 6 | 1 | 0.0 | 0.0 | 0 | 0 | 0 | 0 | 0 | 2 | 0 | 0 | 0 | 0 | 0 |
| Dec 11 | Jax | L | IA | | | | | | | | | | | | | | | | |
| Dec 18 | @ LAC | L | IA | | | | | | | | | | | | | | | | |
| Dec 24 | Hou | L | S | 2 | 2 | 0 | 0.0 | 0.0 | 0 | 0 | 0 | 0 | 0 | 1 | 0 | 0 | 0 | 0 | 0 |
| Dec 29 | Dal | L | S | 7 | 6 | 1 | 0.0 | 0.0 | 0 | 0 | 0 | 0 | 0 | 2 | 0 | 0 | 0 | 0 | 0 |
| Jan 7 | @ Jax | L | p | 1 | 1 | 0 | 0.0 | 0.0 | 0 | 0 | 0 | 0 | 0 | 0 | 0 | 0 | 0 | 0 | 0 |
| Totals | | | | 7-10 | 14/3 | 23 | 20 | 3 | 0.0 | 0.0 | 0 | 1 | 0 | 0 | 9 | 0 | 0 | 0 | 6 |

2023 Tennessee Titans

| Date | Opp | W/L | P/S | Tot | Solo | Asst | Sk | - Yds | QBP | TFL | Int- | Yds | -TD | PD | FF | FR | - Yds | SpT | |
|---------------|-------|-----|-----|------------|-------------|-----------|-----------|----------|------------|------------|----------|----------|----------|----------|----------|----------|----------|----------|----------|
| Sept 10 | @ NO | L | IA | | | | | | | | | | | | | | | | |
| Sept 17 | LAC | W | p | 8 | 7 | 1 | 0.0 | 0.0 | 0 | 1 | 0 | 0 | 0 | 1 | 0 | 0 | 0 | 0 | 0 |
| Sept 24 | @ Cle | L | p | 0 | 0 | 0 | 0.0 | 0.0 | 0 | 0 | 0 | 0 | 0 | 0 | 0 | 0 | 0 | 0 | 0 |
| Oct 1 | Cin | W | p | 0 | 0 | 0 | 0.0 | 0.0 | 0 | 0 | 0 | 0 | 0 | 0 | 0 | 0 | 0 | 0 | 0 |
| Oct 8 | @ Ind | L | p | 0 | 0 | 0 | 0.0 | 0.0 | 0 | 0 | 0 | 0 | 0 | 0 | 0 | 0 | 0 | 0 | 0 |
| Oct 15 | Bal | L | p | 2 | 2 | 0 | 0.0 | 0.0 | 0 | 0 | 0 | 0 | 0 | 0 | 0 | 0 | 0 | 0 | 0 |
| Oct 29 | Atl | W | p | 0 | 0 | 0 | 0.0 | 0.0 | 0 | 0 | 0 | 0 | 0 | 0 | 0 | 0 | 0 | 0 | 0 |
| Nov 2 | @ Pit | L | p | 4 | 3 | 1 | 0.0 | 0.0 | 0 | 0 | 0 | 0 | 0 | 0 | 0 | 0 | 0 | 0 | 0 |
| Nov 12 | @ TB | L | p | 0 | 0 | 0 | 0.0 | 0.0 | 0 | 0 | 0 | 0 | 0 | 0 | 0 | 0 | 0 | 0 | 0 |
| Nov 19 | @ Jax | L | p | 2 | 2 | 0 | 0.0 | 0.0 | 0 | 0 | 0 | 0 | 0 | 0 | 0 | 0 | 0 | 0 | 0 |
| Nov 26 | Car | W | p | 0 | 0 | 0 | 0.0 | 0.0 | 0 | 0 | 0 | 0 | 0 | 0 | 0 | 0 | 0 | 0 | 0 |
| Dec 3 | Ind | | | | | | | | | | | | | | | | | | |
| Dec 11 | @ Mia | | | | | | | | | | | | | | | | | | |
| Dec 17 | Hou | | | | | | | | | | | | | | | | | | |
| Dec 24 | Sea | | | | | | | | | | | | | | | | | | |
| Dec 31 | @ Hou | | | | | | | | | | | | | | | | | | |
| Jan 6/7 | Jax | | | | | | | | | | | | | | | | | | |
| Totals | | | | 4-7 | 10/0 | 16 | 14 | 2 | 0.0 | 0.0 | 0 | 1 | 0 | 0 | 0 | 1 | 0 | 0 | 0 |

TRE AVERY'S NFL STATISTICS

REGULAR SEASON

| Year | Team | GP | GS | TACKLES | | | | QBP | TFL | INTERCEPTIONS | | | | | FUMBLES | | | | |
|-------------------|-----------|-----------|----------|-----------|-----------|----------|------------|------------|----------|---------------|----------|----------|----------|-----------|----------|----------|----------|----------|-----|
| | | | | Tot | Solo | Asst | Sk | | | Yds | No | Yds | Lg | TD | PD | FF | FR | Yds | SpT |
| 2022 | Tennessee | 14 | 3 | 23 | 20 | 3 | 0.0 | 0.0 | 0 | 1 | 0 | 0 | 0 | 0 | 9 | 0 | 0 | 0 | 6 |
| 2023 | Tennessee | 10 | 0 | 16 | 14 | 2 | 0.0 | 0.0 | 0 | 1 | 0 | 0 | 0 | 1 | 0 | 0 | 0 | 0 | |
| NFL Totals | | 24 | 3 | 39 | 34 | 5 | 0.0 | 0.0 | 0 | 2 | 0 | 0 | 0 | 10 | 0 | 0 | 0 | 6 | |

Single-Game Highs

- Tackles - **8 vs. L.A. Chargers (9/17/23)**
- Tackle For Loss - **1 (Twice, last vs. L.A. Chargers 9/17/23)**
- Passes Defensed - **2 (Four times, last vs. Dallas 12/29/22)**
- Special Teams Tackles - **3 vs. N.Y. Giants (9/11/22)**

Additional Career Statistics

- Special Teams Fumble Recovery - **1 at Buffalo (9/19/22)**



90 ROSS BLACKLOCK

DEFENSIVE TACKLE • 6'5" • 307 LBS • COLLEGE: TEXAS CHRISTIAN
ACQUIRED: FREE AGENT - 2023 • NFL EXPERIENCE (NFL/TITANS): 4/1
HOMETOWN: MISSOURI CITY, TEXAS
GAMES PLAYED/GAMES STARTED: 42/3 (PLAYOFFS: 0/0)



PRO: The Titans signed Ross Blacklock to the team's practice squad midway through the 2023 season. The Texas Christian University product was originally a second round selection (40th overall) of the Houston Texas in the 2020 NFL Draft. The 6-foot-5-inch, 307-pounder has played in 41 games with three starts for three different franchises before arriving in Tennessee.

TITANS TIDBITS:

- Blacklock's father, Jimmy, played for and later served as a coach for the Harlem Globetrotters.

CAREER TRANSACTIONS:

- The Missouri City, Texas, native was originally selected by the Houston Texas in the second round (40th overall) of the 2020 NFL Draft.
- Traded by the Houston Texans along with a 2023 seventh-round draft pick to the Minnesota Vikings for a 2023 sixth-round draft pick on Aug. 30, 2022.
- Released by the Vikings on Aug. 29, 2023
- Signed to the Jacksonville Jaguars practice squad on Sept. 4, 2023.
- Activated from the practice squad to the active roster standard elevation on Sept. 9, 2023.
- Released by the Jaguars on Oct. 23, 2023.
- Signed to the Indianapolis Colts practice squad on Oct. 24, 2023.
- Released by the Colts on Oct. 30, 2023.
- Signed by the Titans to the team's practice squad on Nov. 15, 2023.
- Activated from the practice squad to the active roster standard elevation on Nov. 25, 2023.

SEASON RECAPS:

2023 (1/0 - Jacksonville; 1/0 - Tennessee): Appeared in one game for the Jacksonville Jaguars after being activated from the team's practice squad to the active roster.

- Against Carolina (11/26), made his Titans debut as a reserve on the defensive front and posted a tackle with a quarterback pressure.

2022 (11/0 - Minnesota): Played in 11 games as a reserve with the Vikings and totaled two tackles, including a sack.

- Against New England (11/24), posted one tackle and one sack.

2021 (14/2 - Houston): Appeared in 14 games with two starts for the Texans and tallied 22 tackles, two tackles for loss, two sacks, two passes defended and a forced fumble.

- Against Carolina (9/23), recorded his first career sack and forced fumble on Sam Darnold.
- At Tennessee (11/21), finished with four tackles, one sack and two tackles for loss.
- Against Seattle (12/12), logged a season-high four tackles.
- Against L.A. Chargers (12/26), made his first start of the season and logged one tackle and one pass defended.
- Against Tennessee (1/9), posted a career-high two quarterback hits in addition to one tackle.

2020 (15/1 - Houston): Played in 15 games with one start as a rookie with the Texans and recorded 14 tackles and one tackle for loss. Made his NFL debut at Kansas City (9/10/21).

- At Kansas City (9/10), made his NFL debut.
- At Tennessee (10/18), logged his first career tackle for loss.
- At New England (11/22), notched his first career quarterback hit.

- Against Cincinnati (1/3), recorded a quarterback hit and one tackle.

COLLEGE:

- Appeared in 26 games over four season at Texas Christian University (2016-19) and totaled 67 tackles, 15.5 tackles for loss and 5.5 sacks.
- As a junior (2019), started all 12 games and tied for the team lead with 3.5 sacks, while adding nine tackles for loss and a single-season career-high 40 tackles. Was named First-Team All-Big 12, Associated Press Second-Team All-Big 12 and Honorable-Mention Big 12 Defensive Lineman of the Year.
- As a sophomore (2018), suffered a season-ending injury during preseason camp.
- As a redshirt freshman (2017), started all 14 games and totaled 27 tackles, 6.5 tackles for loss and two sacks. Matched his single-game career high with five stops, including a season-best two tackles for loss in the Valero Alamo Bowl win over Stanford. Was named Football Writers Association of America Freshman All-American and the Big 12 Co-Defensive Freshman of the Year.
- As a freshman (2016), redshirted.

PERSONAL:

- Attended Elkins (Missouri City, Texas) High School where he posted 56 tackles, 10 tackles for loss, three sacks and 11 quarterback hurries as a senior, earning him an invite to play in the U.S. Army All-American Bowl.
- Rated a four-star defensive tackle by 247sports.com and ranked the fourth-best defensive tackle in Texas and the 18th-best in the country.
- Parents are Jimmy and Lisa Blacklock.
- Follow Blacklock on Twitter at @1krozayy and on Instagram at @1krozayy
- Born Ross Blacklock on July 9, 1998 in Missouri City, Texas.

ROSS BLACKLOCK'S TITANS GAME-BY-GAME

2023 Tennessee Titans

| Date | Opp | W/L | P/S | Tot | Solo | Asst | Sk | - Yds | QBP | TFL | Int | -Yds | -TD | PD | FF | FR | -Yds | SpT | |
|---------------|-------|-----|-----|-----|------|------|-----|-------|-----|-----|-----|------|-----|----|----|----|------|-----|---|
| Nov 19 | @ Jax | L | PS | | | | | | | | | | | | | | | | |
| Nov 26 | Car | W | p | 1 | 0 | 1 | 0.0 | 0.0 | 1 | 0 | 0 | 0 | 0 | 0 | 0 | 0 | 0 | 0 | 0 |
| Dec 3 | Ind | | | | | | | | | | | | | | | | | | |
| Dec 11 | @ Mia | | | | | | | | | | | | | | | | | | |
| Dec 17 | Hou | | | | | | | | | | | | | | | | | | |
| Dec 24 | Sea | | | | | | | | | | | | | | | | | | |
| Dec 31 | @Hou | | | | | | | | | | | | | | | | | | |
| Jan 6/7 | Jax | | | | | | | | | | | | | | | | | | |
| Totals | | | | 1-1 | 1/0 | 1 | 0 | 1 | 0.0 | 0.0 | 1 | 0 | 0 | 0 | 0 | 0 | 0 | 0 | 0 |

ROSS BLACKLOCK'S NFL STATISTICS

| REGULAR SEASON | | | TACKLES | | | | | | | | INTERCEPTIONS | | | | | FUMBLES | | | |
|-------------------|--------------|-----------|----------|-----------|-----------|-----------|------------|-------------|-----------|----------|---------------|----------|----------|----------|----------|----------|----------|----------|----------|
| Year | Team | GP | GS | Tot | Solo | Asst | Sk | Yds | QBP | TFL | No | Yds | Lg | TD | PD | FF | FR | Yds | SpT |
| 2020 | Houston | 15 | 1 | 14 | 10 | 4 | 0.0 | 0.0 | 4 | 1 | 0 | 0 | 0 | 0 | 0 | 0 | 0 | 0 | 0 |
| 2021 | Houston | 14 | 2 | 22 | 14 | 8 | 2.0 | 11.0 | 23 | 2 | 0 | 0 | 0 | 0 | 2 | 1 | 0 | 0 | 0 |
| 2022 | Minnesota | 11 | 0 | 2 | 2 | 0 | 1.0 | 9.0 | 9 | 2 | 0 | 0 | 0 | 0 | 0 | 0 | 0 | 0 | 0 |
| 2023 | Jacksonville | 1 | 0 | 0 | 0 | 0 | 0.0 | 0.0 | 0 | 0 | 0 | 0 | 0 | 0 | 0 | 0 | 0 | 0 | 0 |
| 2023 | Tennessee | 1 | 0 | 1 | 0 | 1 | 0.0 | 0.0 | 1 | 0 | 0 | 0 | 0 | 0 | 0 | 0 | 0 | 0 | 0 |
| NFL Totals | | 42 | 3 | 39 | 26 | 13 | 3.0 | 20.0 | 37 | 5 | 0 | 0 | 0 | 0 | 2 | 1 | 0 | 0 | 0 |

Single-Game Highs

Tackles - 4 vs. Seattle (12/12/21)

Sacks - 1 (Three times, last vs. New England 11/24/22)

Forced Fumbles - 1 vs. Carolina (9/23/21)

Passes Defensed - 1 (Twice, last vs. L.A. Chargers 12/26/21)



55 AARON BREWER

GUARD/CENTER • 6'1" • 295 LBS • COLLEGE: TEXAS STATE
ACQUIRED: FREE AGENT - 2020 • NFL EXPERIENCE (NFL/TITANS): 4/4
HOMETOWN: DALLAS, TEXAS
GAMES PLAYED/GAMES STARTED: 52/34 (PLAYOFFS: 1/0)



Captain: 2023

PRO: The Titans signed Aaron Brewer as a rookie free agent following the 2020 NFL Draft. The 6-foot-1-inch, 295-pounder earned a roster spot as a rookie, providing depth at guard and center, and appeared in 41 games with 23 total starts at left guard, right guard and center in his first three seasons. The Dallas, Texas, native appeared in 48 games with 47 consecutive starts over four seasons (2016-19) at Texas State, where he registered starts at all five offensive line positions.

CAREER HIGHLIGHTS:

- In 2022, Brewer started every game for the first time in his career—15 starts at left guard and two starts at center.
- In 2021, Brewer started a then-career-best five games, including logging his first three career starts at right guard.

TITANS TIDBITS:

- As an extremely versatile athlete, Brewer has even taught himself to do backflips.
- In college, he registered at least one start at all five positions along the offensive line.

CAREER TRANSACTIONS:

- The Dallas, Texas, native was signed by the Titans as a rookie free agent on May 7, 2020.

SEASON RECAPS:

2023 (11/11): Selected as a captain by his teammates.

- At New Orleans (9/10), started at center.
- Against L.A. Chargers (9/17), started at center and was a part of an offensive front that blocked for a unit that amassed 341 total yards, including 141 yards on the ground.
- At Cleveland (9/24), started at center.
- Against Cincinnati (10/1), started at center and was a member of an offensive line that protected for a group that accumulated 400 total yards, including 173 yards on the ground.
- At Indianapolis (10/8), started at center and was a part of an offensive line that allowed just one sack on 35 pass attempts.
- In London, against Baltimore (10/15), started at center.
- Against Atlanta (10/29), started at center and protected for an offensive unit that accumulated 375 total yards, including a 101-yard rushing performance by Derrick Henry. Help give rookie quarterback Will Levis time to amass 238 passing yards with four touchdown tosses in his first career start.
- At Pittsburgh (11/2), started at center.
- At Tampa Bay (11/12), started at center in his 50th career regular season game.
- At Jacksonville (11/19), started at center.
- Against Carolina (11/26), started at center.

2022 (17/17): Started all 17 games for the first time in his career. Logged 15 starts at left guard and two starts at center. Helped open holes for Derrick Henry to finish second in the NFL with 1,538 rushing yards.

- Against N.Y. Giants (9/11), started at left guard and was a part of an offensive line that allowed just one sack for zero yards on 33 pass attempts.
- Against Las Vegas (9/25), started at left guard and was a member of an offensive front that allowed just one sack on 27 pass attempts.
- At Indianapolis (10/2), started at left guard and helped open holes for Derrick Henry to amass 114 rushing yards on 22 carries with a touchdown.
- At Washington (10/9), started at left guard and helped create running

lanes for Derrick Henry to post 102 yards on the ground with two rushing scores.

- Against Indianapolis (10/23), started at left guard and blocked for Derrick Henry to collect 128 yards on the ground.
- At Houston (10/30), started at left guard and helped open holes for Titans' ball carriers to gain 314 rushing yards, the second-highest total in franchise history, including a 219-yard, two-touchdown performance by Derrick Henry.
- At Kansas City (11/6), started at left guard and blocked for Derrick Henry to amass 115 rushing yards on 17 carries with two rushing touchdowns.
- At Green Bay (11/17), made his first career start at center and blocked for an offense that amassed 408 total yards with four touchdowns.
- Against Jacksonville (12/11), started at left guard and helped Derrick Henry rush for 121 yards on 17 carries with a touchdown.
- At L.A. Chargers (12/18), started at left guard and opened holes for Derrick Henry to amass 104 rushing yards on 21 carries with a touchdown.
- Against Houston (12/24), started at left guard and blocked for Derrick Henry to rush for 126 yards on 23 carries with a touchdown.
- At Jacksonville (1/7), started at left guard and helped open holes for Derrick Henry to amass 109 rushing yards.

2021 (12/5, 1/0): Appeared in 12 games with five starts at guard. Placed on injured reserve on Oct. 8 and missed four games before being activated from injured reserve designated to return on Nov. 6. Dressed but did not play in one contest. Saw action as a reserve in the postseason contest.

- At Seattle (9/19), entered the game at left guard after Rodger Saffold III left the game in the third quarter with an injury. Helped open holes for Derrick Henry to rush for 182 yards.
- At N.Y. Jets (10/3), played as a reserve at both center and left guard after starters left the contest with injuries.
- At L.A. Rams (11/7), returned to the lineup as a starter at right guard.
- Against New Orleans (11/14), played as a reserve as an extra tight end.
- At New England (11/28), started at right guard and opened holes for Titans ball carriers to amass 270 yards on the ground, including two 100-yard rushers.
- Against Jacksonville (12/12), saw action as a reserve at left guard after Rodger Saffold III left the game with an injury.
- At Pittsburgh (12/19), started at left guard and helped block for Titans' ball carriers to amass 201 rushing yards.
- Against San Francisco (12/23), started at left guard. Helped the Titans convert a season-high nine third downs on 16 attempts in the game, while scoring on four of its five possessions in the second half.
- Against Miami (1/2), saw significant action as a reserve at tight end after MyCole Pruitt left the game in the second quarter with an injury.
- At Houston (1/9), played as a reserve as an extra tight end.
- Against Cincinnati (1/22), made his postseason debut and saw limited action as a reserve as an extra tight end and on special teams.

2020 (12/1, 0/0): Played in 12 games with one start at left guard during his rookie campaign. Was inactive for one contest and dressed but did not play in three games. Missed the postseason contest while on the reserve/COVID-19 list. Made his NFL debut at Denver (9/14/20). Started his first career NFL contest at Baltimore (11/22/20).

- At Denver (9/14), saw action as a reserve in his first NFL contest.
- Against Buffalo (10/13), saw limited action as a reserve tight end in the jumbo package.
- Against Indianapolis (11/12), played as a reserve at center late in the game and as an extra tight end.
- At Baltimore (11/22), made his first career NFL start at left guard and

helped open holes for Titans' ball carriers to gain 173 yards on the ground.

- At Jacksonville (12/13), played as a reserve at left guard in the second half.
- At Green Bay (12/27), saw limited action at left guard late in the fourth quarter.
- At Houston (1/3), entered the game as a reserve at left guard in the third quarter after Rodger Saffold III left with an injury. Blocked for Derrick Henry to gain a franchise-record 250 rushing yards in the Titans' division-clinching victory and in the process become the eighth player in NFL history to eclipse 2,000 rushing yards in a season.
- Against Baltimore (1/10), missed the game while on reserve/COVID-19.

COLLEGE:

- In four seasons at Texas State (2016-19), appeared in 48 games with 47 consecutive starts along the offensive line. Brewer recorded starts at center, left guard, right guard, left tackle and right tackle.
- As a senior (2019), started all 12 games at right tackle. Earned All-Sun Belt second team recognition.
- As a junior (2018), started 12 games with six starts at center and six starts at left tackle. Named to the All-Sun Belt first team Offense by Pro Football Focus and earned honorable mention All-Sun Belt recognition by the league's coaches and media.
- As a sophomore (2017), started all 12 games on the offensive line. Made five starts at center, five starts at right guard and two starts at left tackle. Earned All-Sun Belt second team honors by Phil Steele and All-Sun Belt third team recognition by the league's coaches and media.
- At Arkansas State (11/18), caught one pass for seven yards.
- As a freshman (2016), played in 12 games and made 11 starts on the offensive line. Started seven games at left guard and four games at center. Earned All-Sun Belt third team honors by Phil Steele and All-Sun Belt honorable mention recognition by the league's coaches and media.
- Majored in general studies at Texas State.

PERSONAL:

- Attended Skyline (Texas) High School where he earned All-District 9-6A First-Team honors at guard.
- Rated a two-star recruit by Rivals.
- Also competed in basketball, wrestling and track and field.
- Son of Thedra and Keith Brewer.
- Follow Brewer on Twitter and Instagram @bigtime_ab.
- Born Aaron Jamal Brewer on Oct. 28, 1997 in Dallas, Texas.

AARON BREWER'S NFL STATISTICS

REGULAR SEASON

| Year | Team | GP | GS |
|-------------------|-----------|-----------|-----------|
| 2020 | Tennessee | 12 | 1 |
| 2021 | Tennessee | 12 | 5 |
| 2022 | Tennessee | 17 | 17 |
| 2023 | Tennessee | 11 | 11 |
| NFL Totals | | 52 | 34 |

PLAYOFFS

| Year | Team | GP | GS |
|-------------------|-----------|----------|----------|
| 2020 | Tennessee | 0 | 0 |
| 2021 | Tennessee | 1 | 0 |
| NFL Totals | | 1 | 0 |

Starts Breakdown:

2020 - LG 1; 2021 - RG 3, LG 2; 2022 - LG 15, C 2; **2023 - C 11**

Additional Career Statistics

Tackles - 1 (2022), **1 (2023)**
Fumble Recoveries - 1 (2021)



44 MIKE BROWN

SAFETY • 6'2" • 222 LBS • COLLEGE: MIAMI (OHIO)
ACQUIRED: FREE AGENT - 2022 • NFL EXPERIENCE (NFL/TITANS): 1/1
HOMETOWN: GRAND RAPIDS, MICH.
GAMES PLAYED/GAMES STARTED: 8/0 (PLAYOFFS: 0/0)



PRO: The Titans signed Mike Brown from the Cleveland Browns' practice squad late in the 2022 season to add depth on special teams coverage units and in the secondary. As a rookie, the 6-foot-2-inch, 222-pounder played in three games as a reserve with the Browns. The Grand Rapids, Mich., native was originally signed as an undrafted free agent by the Minnesota Vikings following the 2022 NFL Draft and also spent time with the Green Bay Packers during his rookie campaign.

TITANS TIDBITS:

- His best friend and teammate at Grand Rapids Central Catholic (Mich.) High School, offensive lineman Jalen Mayfield, was selected by the Atlanta Falcons in the third round of the 2021 NFL Draft.
- He chose No. 3 for his college jersey to represent him, his brother and his mother.

CAREER TRANSACTIONS:

- The Grand Rapids, Mich., native was originally signed by the Minnesota Vikings as a rookie free agent on May 1, 2022.
- Released by the Vikings on Aug. 30, 2022.
- Signed by the Green Bay Packers to their practice squad on Sept. 14, 2022.
- Released by the Packers from their practice squad on Sept. 22, 2022.
- Signed by the Minnesota Vikings to their practice squad on Oct. 5, 2022.
- Released by the Vikings from their practice squad on Oct. 18, 2022.
- Signed by the Cleveland Browns to their practice squad on Oct. 25, 2022.
- Activated from the practice squad to the Browns active roster standard elevation on Nov. 19, 2022.
- Activated from the practice squad to the Browns active roster standard elevation on Dec. 3, 2022.
- Activated from the practice squad to the Browns active roster standard elevation on Dec. 10, 2022.
- Signed by the Titans to the team's active roster off of the Browns' practice squad on Jan. 2, 2023.

SEASON RECAPS:

2023 (5/0 - Tennessee): Placed on injured reserve on Sept. 26 and missed six games before being designated to return on Nov. 18.

- At New Orleans (9/10), made his Titans debut as a reserve on special teams and saw limited snaps at safety.
- Against L.A. Chargers (9/17), played as a reserve at safety and collected a pass defended. Halted a Chargers' drive by defending a pass intended for Keenan Allen on third-and-seven in the fourth quarter.
- At Cleveland (9/24), played as a reserve on special teams.
- At Jacksonville (11/19), returned to the lineup as a reserve at safety and recorded a career-best two tackles.
- Against Carolina (11/26), played as a reserve on special teams.

2022 (3/0 - Cleveland; 0/0 - Tennessee): Signed by the Titans from the Cleveland Browns' practice squad prior to the regular season finale. Was inactive in his only contest as a member of the Titans. Saw action as a reserve in three games with the Browns and collected a special teams tackle. Spent one week on the Green Bay Packers' practice squad, two weeks on the Minnesota Vikings' practice squad and six weeks on the Browns' practice squad throughout the season.

- At Jacksonville (1/7), was inactive.

COLLEGE:

- Appeared in 54 games at Miami (Ohio) and registered 197 total tackles,

10 passes defended, four interceptions, 3.5 sacks, a forced fumble and two fumble recoveries.

- As a redshirt senior (2021), started 13 games and recorded 66 tackles, 2.5 sacks, a forced fumble, a fumble recovery and a pass defended.
- As a senior (2020), started three games in a COVID-19 pandemic-shortened season and registered 13 tackles with a sack.
- As a junior (2019), started all 14 games and posted three interceptions with two of them returned for touchdowns. Tied for the most interception return touchdowns in the nation. Notched 56 total tackles, with a season-high seven in both the Iowa and Northern Illinois games. Named one of team's Defensive Skill Players of the Year and was also selected Academic All-MAC.
- As a sophomore (2018), played in all 12 games with nine starts and collected 58 tackles, three tackles for loss and one interception.
- As a freshman (2017), appeared in all 12 games and totaled four tackles on the season.
- Majored in sport leadership and management at Miami (Ohio).

PERSONAL:

- Attended Grand Rapids Catholic Central (Mich.) High School.
- As a senior (2016), was a team captain and earned first-team all-state while leading his team to a state championship. Was named to the West Michigan Dream Team.
- Follow Brown on Instagram at @_mymike and on Twitter at @mymike_.
- Born Michael Curtis Brown II on April 7, 1999 in Grand Rapids, Mich.

MIKE BROWN'S TITANS GAME-BY-GAME

2023 Tennessee Titans

| Date | Opp | W/L | P/S | Tot | Solo | Asst | Sk | - Yds | QBP | TFL | Int | Yds | -TD | PD | FF | FR | Yds | SpT | |
|---------|-------|-----|-----|-----|------|------|-----|-------|-----|-----|-----|-----|-----|----|----|----|-----|-----|---|
| Sept 10 | @ NO | L | p | 0 | 0 | 0 | 0.0 | 0.0 | 0 | 0 | 0 | 0 | 0 | 0 | 0 | 0 | 0 | 0 | 0 |
| Sept 17 | LAC | W | p | 0 | 0 | 0 | 0.0 | 0.0 | 0 | 0 | 0 | 0 | 0 | 1 | 0 | 0 | 0 | 0 | 0 |
| Sept 24 | @ Cle | L | p | 0 | 0 | 0 | 0.0 | 0.0 | 0 | 0 | 0 | 0 | 0 | 0 | 0 | 0 | 0 | 0 | 0 |
| Oct 1 | Cin | W | IR | | | | | | | | | | | | | | | | |
| Oct 8 | @ Ind | L | IR | | | | | | | | | | | | | | | | |
| Oct 15 | Bal | L | IR | | | | | | | | | | | | | | | | |
| Oct 29 | Atl | W | IR | | | | | | | | | | | | | | | | |
| Nov 2 | @ Pit | L | IR | | | | | | | | | | | | | | | | |
| Nov 12 | @ TB | L | IR | | | | | | | | | | | | | | | | |
| Nov 19 | @ Jax | L | p | 2 | 1 | 1 | 0.0 | 0.0 | 0 | 0 | 0 | 0 | 0 | 0 | 0 | 0 | 0 | 0 | 0 |
| Nov 26 | Car | W | p | 0 | 0 | 0 | 0.0 | 0.0 | 0 | 0 | 0 | 0 | 0 | 0 | 0 | 0 | 0 | 0 | 0 |

| | | | | | | | | | | | | | | | | | | | | |
|---------------|-------|--|--|------------|------------|----------|----------|----------|----------|----------|----------|----------|----------|----------|----------|----------|----------|----------|----------|----------|
| Dec 3 | Ind | | | | | | | | | | | | | | | | | | | |
| Dec 11 | @ Mia | | | | | | | | | | | | | | | | | | | |
| Dec 17 | Hou | | | | | | | | | | | | | | | | | | | |
| Dec 24 | Sea | | | | | | | | | | | | | | | | | | | |
| Dec 31 | @ Hou | | | | | | | | | | | | | | | | | | | |
| Jan 6/7 | Jax | | | | | | | | | | | | | | | | | | | |
| Totals | | | | 4-7 | 5/0 | 2 | 1 | 1 | 0 | 0 | 0 | 0 | 0 | 0 | 0 | 0 | 0 | 0 | 0 | 0 |

MIKE BROWN'S NFL STATISTICS


| REGULAR SEASON | | TACKLES | | | | | | | | | | INTERCEPTIONS | | | | | FUMBLES | | | |
|-------------------|-----------|----------|----------|----------|----------|----------|------------|------------|----------|----------|----------|---------------|----------|----------|----------|----------|----------|----------|----------|----------|
| Year | Team | GP | GS | Tot | Solo | Asst | Sk | Yds | QBP | TFL | No | Yds | Lg | TD | PD | FF | FR | Yds | SpT | |
| 2022 | CLE/TEN | 3 | 0 | 0 | 0 | 0 | 0.0 | 0.0 | 0 | 0 | 0 | 0 | 0 | 0 | 0 | 0 | 0 | 0 | 0 | 1 |
| 2023 | Tennessee | 5 | 0 | 2 | 1 | 1 | 0.0 | 0.0 | 0 | 0 | 0 | 0 | 0 | 1 | 0 | 0 | 0 | 0 | 0 | |
| NFL Totals | | 8 | 0 | 2 | 1 | 1 | 0.0 | 0.0 | 0 | 0 | 0 | 0 | 0 | 0 | 1 | 0 | 0 | 0 | 0 | 1 |

Single-Game Highs

Tackles - **2 at Jacksonville (11/19/23)**

Passes Defensed - **1 vs. L.A. Chargers (9/17/23)**

Special Teams Tackles - **1 at Houston (12/4/22)**



60 DANIEL BRUNSKILL

**OFFENSIVE LINE • 6'5" • 300 LBS • COLLEGE: SAN DIEGO STATE
ACQUIRED: UNRESTRICTED FREE AGENT (SF) - 2023
NFL EXPERIENCE (NFL/TITANS): 5/1 • HOMETOWN: VALLEY CENTER, CALIF.
GAMES PLAYED/GAMES STARTED: 71/52 (PLAYOFFS: 9/3)**



PRO: The Titans signed Daniel Brunskill early in the 2023 free agency period to bring toughness, versatility and experience to the offensive front. The 6-foot-5-inch, 300-pounder entered the NFL as an undrafted free agent with the Atlanta Falcons in 2017. After two seasons on Atlanta's practice squad and a stint in the Alliance of American Football, he found a home with the San Francisco 49ers where he appeared in 61 games with 42 starts from 2019-2022. The San Diego State product and former collegiate tight end has shown versatility during his career having started games at all five positions on the offensive front in his first four NFL campaigns.

TITANS TIDBITS:

- Brunskill went to San Diego State as a walk-on offensive lineman in 2012. He made the switch to tight end for his first three collegiate seasons and earned a scholarship after the spring semester of 2015. After being named honorable-mention All-Mountain West as a tight end during his junior campaign, Brunskill switched back to offensive line for his final season after depth issues cropped up on the Aztecs' offensive front. He started all 14 games at right tackle as a senior and was named second-team All-Mountain West.
- In February of 2020, Brunskill joined current and former NFL players in Budapest, Hungary, where the group conducted two days of free football camps for men, women and children, while additionally hosting community activities. The camps were organized by American Football Without Barriers, a nonprofit foundation that was co-created by former NFL tight end Gary Barnidge. Its mission is to teach American football to those all around the globe.
- As a member of the Alliance of American Football's (AAF) San Diego Fleet in 2019, Brunskill was coached by former NFL head coach Mike Martz.

CAREER TRANSACTIONS:

- The Valley Center, Calif., native was originally signed by the Atlanta Falcons as a rookie free agent on May 1, 2017.
- Waived by the Falcons on Sept. 2, 2017 and signed to the team's practice squad a day later.
- Signed by the Falcons to a future's contract on Jan. 15, 2018.
- Waived by the Falcons on Sept. 1, 2018 and signed to the team's practice squad a day later.
- Released by the Falcons from their practice squad on Jan. 2, 2019.
- Signed by the San Francisco 49ers as a free agent on April 12, 2019.
- Signed by the Titans as an unrestricted free agent on March 20, 2023.

SEASON RECAPS:

2023 (10/10 - Tennessee):

- At New Orleans (9/10), started at right guard in his Titans debut.
- Against L.A. Chargers (9/17), started at right guard and was a part of an offensive front that blocked for a unit that amassed 341 total yards, including 141 yards on the ground.
- At Cleveland (9/24), started at right guard.
- Against Cincinnati (10/1), started at right guard and was a member of an offensive line that protected for a group that accumulated 400 total yards, including 173 yards on the ground.
- At Indianapolis (10/8), started at right guard and was a part of an offensive line that allowed just one sack on 35 pass attempts.
- In London, against Baltimore (10/15), started at right guard.
- Against Atlanta (10/29), started at right guard and protected for an offensive unit that accumulated 375 total yards, including a 101-yard rushing performance by Derrick Henry. Help give rookie quarterback Will

Levis time to amass 238 passing yards with four touchdown tosses in his first career start.

- At Pittsburgh (11/2), started at right guard.
- At Tampa Bay (11/12), was inactive.
- At Jacksonville (11/19), started at right guard.
- Against Carolina (11/26), started at right guard.

2022 (14/2, 3/0 - San Francisco): Saw action in 14 games with two starts. Started games at right and left guard. Was inactive for the first three games of the season. Appeared as a reserve in all three postseason games.

- Against Miami (12/4), started at right guard and helped open holes for 49ers' rushers to gain 121 rushing yards.
- Against Arizona (1/8), started at left guard in the regular season finale and blocked for a rushing attack that accumulated 169 yards and two scores on the ground.

2021 (17/17, 3/3 - San Francisco): Started all 17 regular season games and all 3 postseason games at right guard.

- Against Atlanta (12/19), started at right guard and was a part of an offensive front that allowed zero sacks and blocked for ball carriers to gain 162 rushing yards.
- At Dallas (1/16), started at right guard and was a member of an offensive line that did not allow a sack and opened holes for 169 rushing yards in an NFL Wild Card matchup, marking the first time since 2003 that the 49ers' offensive line did not allow a sack in a postseason game.
- At L.A. Rams (1/30), part of an offensive unit that did not allow a sack in the NFC Championship Game, marking the second time this postseason and first time a team has allowed zero sacks in two-or-more postseason games in the same postseason since the 2018 New England Patriots.

2020 (16/16 - San Francisco): Started all 16 games for the first time in his career. Made eight starts at right guard and eight starts at center.

- Against L.A. Rams (10/18), blocked for the team to rush for 122 yards and did not allow a sack on 33 pass attempts.
- Against Buffalo (12/7), part of an offensive line that did not allow a sack as Nick Mullens threw for 316 yards.

2019 (14/7, 3/0 - San Francisco): Played in 14 games with seven starts along the offensive line in his first season with the 49ers. Appeared in three postseason games.

- Against Cleveland (10/7), helped the 49ers rush for 275 yards and two touchdowns on 40 carries, the most rushing yards by the team in a single game since 2014.
- Against Carolina (10/27), helped the 49ers rush for 232 yards and five touchdowns on 38 carries. The five rushing touchdowns were the most by the 49ers in a single-game since 1992.
- Against Minnesota (1/11), helped the 49ers offense rush for 186 yards and two touchdowns on 47 carries in the NFC Divisional round. The 47 rushing attempts are the most in a postseason game in franchise history and the 186 rushing yards are the fifth-most in a postseason game in franchise history.

2019 (San Diego Fleet - AAF): Signed with San Diego of the Alliance of American Football and started eight games at tackle for the Fleet.

2018 (0/0 - Atlanta): Spent the entire season on the team's practice squad.

2017 (0/0 - Atlanta): Spent the entire season on the team's practice squad.

COLLEGE:

- Appeared in 54 games with 32 starts at San Diego State. Switched from tight end to offensive line prior to his senior season. Finished his career with 15 receptions for 143 yards and three touchdowns.
- At San Diego State, Brunskill was on the Wuerffel Trophy watch list which goes to the athlete who does the most community service, among other attributes. He was also chosen as a Burlsworth nominee which is given to the best college walk-on.
- As a senior (2016), earned second-team All-Mountain West honors after starting all 14 games at right tackle. Was named the team's offensive lineman of the year and was one of two players to win the team's President's Award (highest standard of athletic and academic excellence).
- As a junior (2015), started all 14 games at tight end and recorded 10 receptions for 112 yds with two receiving scores. Was selected honorable-mention All-Mountain West by the league's media and head coaches.
- As a sophomore (2014), saw action in all 13 games with four starts and posted five catches for 31 yards with a touchdown.
- As a redshirt freshman (2013), played in all 13 games mainly as the blocking tight end.
- Redshirted in 2012.
- Majored in civil engineering at San Diego State.

PERSONAL:

- Attended Valley Center (Calif.) High School where he was a two-year letterwinner.
- As a senior (2011), named a team captain and was selected first-team all-CIF, first-team All-Valley League, first-team All-North County and second-team All-State.
- Also played volleyball, lacrosse and was on the wrestling team.
- Follow Brunskill on Instagram at @dan_skill.94.
- Born Daniel Zachary Brunskill on Jan. 27, 1994 in San Diego, Calif.

DANIEL BRUNSKILL'S NFL STATISTICS**REGULAR SEASON**

| Year | Team | GP | GS |
|-------------------|---------------|-----------|-----------|
| 2019 | San Francisco | 14 | 7 |
| 2020 | San Francisco | 16 | 16 |
| 2021 | San Francisco | 17 | 17 |
| 2022 | San Francisco | 14 | 2 |
| 2023 | Tennessee | 10 | 10 |
| NFL Totals | | 71 | 52 |

PLAYOFFS

| Year | Team | GP | GS |
|-------------------|---------------|----------|----------|
| 2019 | San Francisco | 3 | 0 |
| 2021 | San Francisco | 3 | 3 |
| 2022 | San Francisco | 3 | 0 |
| NFL Totals | | 9 | 3 |

Starts Breakdown:

2019 - RT 4, LT 1, RG 2; 2020 - RG 8, C 8; 2021 - RG 17 (Playoffs - RG 3); 2022 - RG 1, LG 1; **2023 - RG 10**



16 TREYTON BURKS

WIDE RECEIVER • 6'2" • 225 LBS • COLLEGE: ARKANSAS
ACQUIRED: 1ST ROUND - 2022
NFL EXPERIENCE (NFL/TITANS): 2/2 • HOMETOWN: WARREN, ARK.
GAMES PLAYED/GAMES STARTED: 16/11 (PLAYOFFS: 0/0)



PRO: The Titans selected Treyton Burks in the first round (18th overall) of the 2022 NFL Draft. As a rookie, he totaled 33 receptions for 444 yards and one touchdown in 11 games. The 6-foot-2-inch, 225-pounder brings a rare combination of size, speed and sure hands. The Arkansas product is a powerful runner with the ball in his hands, and he can be used all over the offensive formation as well as in the return game. In three college seasons (2019-21), he became the sixth all-time leading receiver in Razorbacks history (146 receptions for 2,399 yards) and tied for the fifth-most touchdown catches in school annals (18). He was drafted with the highest pick of any Arkansas player since Darren McFadden was taken fourth overall in 2008, and he was the first Arkansas wide receiver to be selected in the first round since Matt Jones was taken 21st overall by Jacksonville in 2006.

CAREER HIGHLIGHTS:

- In 2022, Burks' 444 receiving yards placed ninth among all NFL rookies. He totaled 33 catches in 11 games.
- As a junior at Arkansas in 2021, Burks was named first-team All-SEC after totaling 66 receptions (seventh in the SEC) for 1,104 yards (fourth) and 11 touchdowns (fourth). His 92.0 receiving yards per game ranked third in the SEC behind only Jameson Williams (104.8) and Wan'Dale Robinson (102.6).
- As a sophomore in 2020, he was named second-team All-SEC after contributing 51 receptions for 820 yards and seven touchdowns. His 91.1 receiving yards per game ranked third in the SEC behind only Elijah Moore (149.1) and DeVonta Smith (142.8).

TITANS TIDBITS:

- Burks is a hunting and fishing enthusiast. He is an experienced wild boar hunter, which involves hunting the animals with only his dogs and a knife.
- He lists "The Sandlot" and "Home Alone" among his favorite movies.
- Some of Burks' work ethic was developed on the farm of his great-grandfather, Joe Burks, as he would do everything from bailing hay to working in the chicken house.
- Burks has two dogs, a pair of American bullies named Zara and Zazu.

CAREER TRANSACTIONS:

- The Warren, Ark., native was selected by the Titans in the first round (18th overall) of the 2022 NFL Draft.

SEASON RECAPS:

- 2023 (5/5):** Has led the team in receiving yards once in 2023 (vs. LAC).
- At New Orleans (9/10), started at wide receiver and caught two passes for 18 yards. Rushed once for nine yards.
 - Against L.A. Chargers (9/17), started at wide receiver and led the team with 76 receiving yards on three receptions. Kickstarted the Titans' opening touchdown drive with a career-long 70-yard grab down the left sideline to the Chargers' five-yard line in the second quarter.
 - At Cleveland (9/24), started at wide receiver and caught one pass for five yards. Forced a 26-yard pass interference penalty in the second quarter.
 - Against Cincinnati (10/1), was inactive.
 - At Indianapolis (10/8), was inactive.
 - In London, against Baltimore (10/15), was inactive.
 - Against Atlanta (10/29), returned to the lineup as the starter at wide receiver.
 - At Pittsburgh (11/2), started at wide receiver and caught two passes for 23 yards. Rushed once for five yards on a reverse.
 - At Tampa Bay (11/12), was inactive.

- At Jacksonville (11/19), was inactive.
- Against Carolina (11/26), was inactive.

2022 (11/6): Saw action in 11 games with six starts as a rookie and tied for third on the squad with 33 receptions and 444 receiving yards with a receiving score. Rushed four times for 47 yards. Placed on injured reserve on Oct. 8, 2022 and missed four games before being designated to return on Nov. 12, 2022. Was inactive for two contests. Had one 100-yard receiving performance (at GB). Led the team in receiving yards three times (at BUF, at GB, vs. DAL). Led or tied for the team lead in receptions four times (at BUF, at GB, vs. CIN, at JAX).

- Against N.Y. Giants (9/11), made his NFL debut as a reserve at wide receiver and snared three receptions for 55 yards. Since 1970, his 55 receiving yards ranked sixth among Titans/Oilers rookies and first-year players in a Week 1 game. Snared his first career reception for 20 yards to set up the Titans' first touchdown of the season in the opening stanza. Set up the Titans' second touchdown with a 27-yard reception in the third quarter.
- At Buffalo (9/19), registered his first career start at wide receiver and tied for the team lead with four receptions for a team-best 47 receiving yards.
- Against Las Vegas (9/25), saw action as a reserve at wide receiver and caught one pass for 13 yards to go along with an eight-yard rush. Posted a 13-yard reception down to the Raiders' one-yard line setting up Derrick Henry's touchdown on the next play early in the second quarter.
- At Indianapolis (10/2), started at wide receiver and collected two receptions for 14 yards to go along with a four-yard rush for a first down before leaving the game early in the fourth quarter with an injury. Extended a Titans' scoring drive with a four-yard rush on third-and-one in the second quarter.
- At Green Bay (11/17), started at wide receiver and collected his first career 100-yard receiving performance, amassing a team-high 111 yards on a team-best seven catches. Kickstarted the Titans' opening touchdown drive with a 43-yard grab on third-and-seven in the first quarter. Sealed the victory with a 51-yard catch along the left sideline allowing the Titans to kneel out the clock in the fourth quarter.
- Against Cincinnati (11/27), played as a reserve at wide receiver and tied for the team lead with four catches for 70 yards. Collected his first career touchdown by recovering a fumble in the end zone. Scored his first touchdown after recovering a Derrick Henry fumble in the end zone during the second quarter. Set up the Titans' second field goal with a leaping 51-yard grab down to the Bengals' 24-yard line in the third quarter.
- At Philadelphia (12/4), started at wide receiver and hauled in his first career touchdown before leaving the contest late in the first quarter with an injury. Snared a 25-yard touchdown strike in the end zone to even the score at 7-7 in the opening stanza.
- Against Houston (12/24), set up the Titans' second touchdown with a 15-yard run on a reverse in the third quarter.
- Against Dallas (12/29), started at wide receiver and led the team with 66 receiving yards on four catches. Rushed once for 20 yards. Set up the Titans' second field goal with a 30-yard tightrope catch-and-run along the right sideline in the second quarter. Extended the Titans' touchdown drive with a 21-yard grab on third-and-six in the third quarter.

COLLEGE:

- One of the most accomplished wide receivers in Arkansas history, Burks appeared in 32 career games with 30 starts in three seasons with the Razorbacks. He totaled 146 receptions for 2,399 yards and 18 touchdowns to go along with 32 rushing attempts for 222 yards and one score. He

returned 13 punts for 134 yards (10.3-yard average) and returned 11 kickoff returns for 226 yards (20.5 avg.). At the conclusion of his collegiate career, he ranked sixth in Razorbacks history in career receptions and receiving yards, and his touchdown reception total tied for fifth all-time. He set an Arkansas record with 10 career 100-yard receiving games, including a school-record six 100-yard receiving performances in his final year. He earned All-SEC honors in each of his three seasons: in 2019, second-team All-SEC as a returner and All-Freshman as a receiver; second-team All-SEC in 2020; and first-team All-SEC in 2021.

- As a junior (2021), started 12 games, totaling 66 catches for 1,104 yards and 11 touchdowns to earn first-team All-SEC honors. He became the fourth pass catcher in Arkansas history to post a 1,000-yard receiving season and the first since 2012.

- As a sophomore (2020), played and started in nine games. Earned second-team All-SEC honors and named to the 2020 Fall SEC Academic Honor Roll. Led the team with 51 catches, 820 yards (16.1 avg.) and seven touchdowns. Also returned one punt for four yards. Finished third in the SEC with an average of 91.1 receiving yards per game and ranked fifth in total receiving yards, despite missing one game. Was one of only two FBS receivers, joining Florida's Kadarius Toney, to log 800-plus receiving yards and 70-plus rushing yards. Accrued six games with at least 90 receiving yards and four games of 100-plus receiving yards. Became the first Arkansas receiver to record four 100-yard receiving games in the same season since Cobi Hamilton in 2012. Totaled four catches of 50-plus yards, which tied for sixth-most in FBS.

- As a freshman (2019), played in 11 games with nine starts. Named second-team All-SEC as a returner and added SEC All-Freshman honors as a receiver. Hauled in 29 passes for a team-high 475 yards. Averaged 16.4 yards per catch and 43.2 yards per game, both ranking second among conference freshmen. As the team's main punt returner, fielded 12 punts for 130 yards, averaging 10.8 yards per return. Also returned 10 kickoffs for 226 yards. Finished second on the team in all-purpose yards with 866, averaging 78.7 per game.

- Majored in communications at Arkansas.

PERSONAL:

- Married Shelby Pearlman in 2023.

- Attended Warren (Ark.) High School, where he closed his high school career with 151 receptions for 3,403 yards and 43 touchdowns for the Lumberjacks. Rated a four-star prospect by Rivals, 247Sports and ESPN, and billed as the top player in the state of Arkansas by 247Sports. Slotted as the No. 11 wide receiver in the nation by ESPN.

- Also lettered in basketball, baseball and track.

- As a high school senior, hauled in eight catches for 244 yards, scoring four times before a season-ending injury. Also passed for three touchdowns. Played on both sides of the ball, tallying 17 tackles with one sack, two forced fumbles and a fumble recovery.

- As a high school junior, totaled 1,090 receiving yards and 12 touchdowns on 45 catches in 2017. Also rushed for 936 yards on 114 carries, scoring 27 touchdowns and helping the team to a 13-2 mark and a berth in the Arkansas 4A state championship game.

- Son of Shafreda Strickland and has one brother and two sisters.

- Follow Burks on Twitter at @TreyLonBurks.

- Follow Burks on Instagram at @treylon_burks13.

- Born Treylon Burks on March 23, 2000 in Flint, Mich.

TREYLON BURKS' GAME-BY-GAME

2022 Tennessee Titans

| Date | Opp. | W/L | P/S | RECEIVING | | | | | TD |
|---------------|-------|-------------|-------------|-----------|------------|-------------|-----------|----------|----|
| | | | | No | Yds | Avg | Lg | TD | |
| Sept 11 | NYG | L | p | 3 | 55 | 18.3 | 27 | 0 | |
| Sept 19 | @ Buf | L | S | 4 | 47 | 11.8 | 16 | 0 | |
| Sept 25 | LV | W | p | 1 | 13 | 13.0 | 13 | 0 | |
| Oct 2 | @ Ind | W | S | 2 | 14 | 7.0 | 8 | 0 | |
| Oct 9 | @ Was | W | IR | | | | | | |
| Oct 23 | Ind | W | IR | | | | | | |
| Oct 30 | @ Hou | W | IR | | | | | | |
| Nov 6 | @ KC | L | IR | | | | | | |
| Nov 13 | Den | W | p | 3 | 24 | 8.0 | 15 | 0 | |
| Nov 17 | @ GB | W | S | 7 | 111 | 15.9 | 51 | 0 | |
| Nov 27 | Cin | L | p | 4 | 70 | 17.5 | 51 | 0 | |
| Dec 4 | @ Phi | L | S | 1 | 25 | 25.0 | 25t | 1 | |
| Dec 11 | Jax | L | IA | | | | | | |
| Dec 18 | @ LAC | L | IA | | | | | | |
| Dec 24 | Hou | L | p | 0 | 0 | - | 0 | 0 | |
| Dec 29 | Dal | L | S | 4 | 66 | 16.5 | 30 | 0 | |
| Jan 7 | @ Jax | L | S | 4 | 19 | 4.8 | 9 | 0 | |
| Totals | | 7-10 | 11/6 | 33 | 444 | 13.5 | 51 | 1 | |

2023 Tennessee Titans

| Date | Opp. | W/L | P/S | RECEIVING | | | | | TD |
|---------------|-------|------------|------------|-----------|------------|-------------|-----------|----------|----|
| | | | | No | Yds | Avg | Lg | TD | |
| Sept 10 | @ NO | L | S | 2 | 18 | 9.0 | 14 | 0 | |
| Sept 17 | LAC | W | S | 3 | 76 | 25.3 | 70 | 0 | |
| Sept 24 | @ Cle | L | S | 1 | 5 | 5.0 | 5 | 0 | |
| Oct 1 | Cin | W | IA | | | | | | |
| Oct 8 | @ Ind | L | IA | | | | | | |
| Oct 15 | Bal | L | IA | | | | | | |
| Oct 29 | Atl | W | S | 0 | 0 | - | 0 | 0 | |
| Nov 2 | @ Pit | L | S | 2 | 23 | 11.5 | 21 | 0 | |
| Nov 12 | @ TB | L | IA | | | | | | |
| Nov 19 | @ Jax | L | IA | | | | | | |
| Nov 26 | Car | W | IA | | | | | | |
| Dec 3 | Ind | | | | | | | | |
| Dec 11 | @ Mia | | | | | | | | |
| Dec 17 | Hou | | | | | | | | |
| Dec 24 | Sea | | | | | | | | |
| Dec 31 | @ Hou | | | | | | | | |
| Jan 6/7 | Jax | | | | | | | | |
| Totals | | 3-7 | 5/5 | 8 | 122 | 15.3 | 70 | 0 | |

TREYLON BURKS' NFL STATISTICS

| REGULAR SEASON | | | | RECEIVING | | | | | RUSHING | | | | |
|-------------------|-----------|-----------|-----------|-----------|------------|-------------|-----------|----------|----------|-----------|-------------|-----------|----------|
| Year | Team | GP | GS | No | Yds | Avg | Lg | TD | Att | Yds | Avg | Lg | TD |
| 2022 | Tennessee | 11 | 6 | 33 | 444 | 13.5 | 51 | 1 | 4 | 47 | 11.8 | 20 | 0 |
| 2023 | Tennessee | 5 | 5 | 8 | 122 | 15.3 | 70 | 0 | 2 | 14 | 7.0 | 9 | 0 |
| NFL Totals | | 16 | 11 | 41 | 566 | 13.8 | 70 | 1 | 6 | 61 | 10.2 | 20 | 0 |

Single-Game Highs

Receptions - 7 at Green Bay (11/17/22)
 Receiving Yards - 111 at Green Bay (11/17/22)
 Long Reception - **70 vs. L.A. Chargers (9/17/23)**
 Receiving Touchdowns - 1 at Philadelphia (12/4/22)
 Rushes - **1 (Six times, last at Pittsburgh 11/2/23)**
 Rushing Yards - 20 vs. Dallas (12/29/22)
 Long Rush - 20 vs. Dallas (12/29/22)

Additional Career Statistics

Fumble Recoveries - 1 (2022)
 Fumble Recoveries for Touchdowns - 1 (2022)



46 MORGAN COX

LONG SNAPPER • 6'4" • 233 LBS • COLLEGE: TENNESSEE
ACQUIRED: UNRESTRICTED FREE AGENT (BAL) - 2021
NFL EXPERIENCE (NFL/TITANS): 14/3 • HOMETOWN: COLLIERVILLE, TENN.
GAMES PLAYED/GAMES STARTED: 210/0 (PLAYOFFS: 11/0)



Super Bowl: 2012



Pro Bowl: 2015, 2016, 2019, 2020, 2022



Captain: 2023

PRO: The Titans signed unrestricted free agent Morgan Cox during the 2021 offseason to add a veteran presence and experience to the long snapping position. In his first 13 NFL seasons, the 6-foot-4-inch, 233-pounder appeared in 199 regular season games, including all 17 games with the Titans in 2021 and 2022. The University of Tennessee product is widely considered one of the best at his position in the NFL and has been selected to five Pro Bowls, four as a member of the Baltimore Ravens and one in 2022 with the Titans. The Collierville, Tenn., native was originally signed as a rookie free agent by the Ravens following the 2010 NFL Draft.

CAREER HIGHLIGHTS:

- Cox, a five-time Pro Bowler, spent his first 11 NFL seasons (2010-20) with the Baltimore Ravens and appeared in 165 games and 10 postseason contests with the club.
- In 2011, Cox earned the Ravens' Ed Block Courage Award after returning from a significant injury suffered in 2010.

TITANS TIDBITS:

- March 7, 2013 was proclaimed "Morgan Cox Day" in his hometown of Collierville, Tenn.
- Cox played an integral part in the Baltimore Ravens' social justice initiatives. In 2018, he participated in the announcement of the HVAC donation from the Players' Social Justice Fund at Lakewood Elementary in Baltimore. In 2017, Cox took part in a police ride along with law enforcement officials in West Baltimore to meet with local youth and discuss topics surrounding social justice.
- Cox was an integral figure in the AFC Pro Bowl team's Kick-Tac-Toe victory at the 2023 Pro Bowl. He nailed all three targets from distance to win the competition for his team.
- Cox's wife, Lauren, is an actress and has appeared in Baltimore filmed TV shows "House of Cards" and "Veep" and on the drama "To-Do."
- Cox served as his high school's newspaper sports editor his final two years at Evangelical Christian High School in Memphis.

CAREER TRANSACTIONS:

- The Collierville, Tenn., native was originally signed by the Baltimore Ravens as a rookie free agent on May 6, 2010.
- Signed by the Titans as an unrestricted free agent on March 19, 2021.

SEASON RECAPS:

2023 (11/0 - Tennessee): Selected as a captain by his teammates. Played in his his 200th career regular season game at New Orleans (9/10/23).

- At New Orleans (9/10), served as the team's long snapper in his 200th career regular season contest.
- Against L.A. Chargers (9/17), executed all of his snaps, including for Nick Folk's 41-yard game-winning field goal in overtime.
- At Cleveland (9/24), saw action as a reserve at long snapper.
- Against Cincinnati (10/1), served as the long snapper.
- At Indianapolis (10/8), executed all of his snaps as the long snapper.
- In London, against Baltimore (10/15), served as the team's long snapper.
- Against Atlanta (10/29), saw action as a reserve as the long snapper.
- At Pittsburgh (11/2), executed all of his snaps, including for Nick Folk's record-breaking 36-yard field goal in the first quarter which set a new NFL mark for the most consecutive field goals made under 40 yards (71).
- At Tampa Bay (11/12), played as a reserve at long snapper.
- At Jacksonville (11/19), saw action as a reserve at long snapper.
- Against Carolina (11/26), executed all of his snaps, including for Nick Folk's 53-yard field goal just before halftime.

2022 (17/0 - Tennessee): Named to his fifth career Pro Bowl after playing in all 17 games as the long snapper. Collected a special teams stop.

- Against Indianapolis (10/23), executed all of his snaps, including on all four of Randy Bullock's field goals.
- At Houston (10/30), served as the team's long snapper appearing in his 200th combined regular season (189) and postseason (11) game.
- Against Houston (12/24), saw action as a reserve at long snapper and registered a special teams tackle on coverage units.

2021 (17/0, 1/0 - Tennessee): Saw action in all 17 games at long snapper in his first season with the Titans. Registered a special teams tackle. Played as a reserve in the postseason contest.

- Against Arizona (9/12), made his Titans debut handling snapping duties.
- At Seattle (9/19), served as the team's long snapper and produced the snap for Randy Bullock's game-winning 36-yard field goal in overtime.
- At Indianapolis (10/31), saw action as the team's long snapper and executed the snap for Randy Bullock's game-winning 44-yard field goal in overtime.
- Against New Orleans (11/14), saw action as a reserve at long snapper in his 175th career regular season contest.
- At New England (11/28), saw action at long snapper and collected a special teams tackle on coverage units.
- Against San Francisco (12/23), saw action as the team's long snapper and executed the snap for Randy Bullock's game-winning 44-yard field goal.
- Against Miami (1/2), served as the team's long snapper and executed the snaps for Randy Bullock's two field goals and four extra point makes.
- Against Cincinnati (1/22), played as a reserve at long snapper in his 11th career postseason contest.

2020 (15/0, 2/0 - Baltimore): Earned his fourth career Pro Bowl selection, helped Justin Tucker record his fifth consecutive season with at least 130 points, tying the NFL record of consecutive seasons with 130-plus points. Tucker connected on 26 of 29 field goals (89.7 percent) and was 52 of 53 on extra points (98.1 percent). Also snapped on all 51 of Sam Koch's 51 punts, who produced a 44.5 gross average and 42.5 net average. Koch was the NFL's only punter to place at least 20 punts (22) inside in the 20-yard line and have no more than one touchback.

- At Cleveland (12/14), snapped to holder Sam Koch on Justin Tucker's 55-yard game-winning field goal with two seconds remaining to give Baltimore a 45-42 lead in the victory.
- At Tennessee (1/10), snapped for Justin Tucker who drilled two of three field goals, including a 51-yarder to give Baltimore a 20-13 lead in the fourth quarter.

2019 (16/0, 1/0 - Baltimore): Selected to his third career Pro Bowl. Saw action in all 16 games and helped Justin Tucker record his fourth consecutive season scoring 141 points, connecting on 28 of 29 field goal attempts and 57 of 59 extra points. The Ravens produced the NFL's No. 1 scoring offense (33.2 ppg) and set a franchise record for points (531).

- Against Arizona (9/15), snapped for Justin Tucker to connect on all three field goal attempts, hitting from 33, 28 and 51 yards in the 23-17 win.
- At Pittsburgh (10/6), snapped for Justin Tucker, who kicked a 46-yard field goal in overtime to seal the Ravens' victory in the 26-23 win.
- Against Cincinnati (10/13), snapped for Justin Tucker, who booted a 40-yard field goal to become the fastest kicker in NFL history (118 games) to score 1,000 career points in the 23-17 victory.
- Against San Francisco (12/1), snapped for Justin Tucker, who nailed

a 49-yard boot that marked his second game-winning field goal of the season.

2018 (16/0, 1/0 - Baltimore): Played in all 16 games and snapped on 65 punts, 36 extra points and 39 field goal attempts, helping the Ravens once again produce one of the NFL's top kicking units with Sam Koch and Justin Tucker. Also posted a special teams tackle.

- Against Buffalo (9/9), snapped on two made field goals from Justin Tucker and helped Sam Koch register five punts for 257 yards (51.4 gross avg.), including three punts inside the 20, in the 47-3 season-opening win.
- Against Denver (9/23), snapped on each of Justin Tucker's two 52-yard field goals in the 27-14 win. Tucker now has six-career games with multiple 50-plus-yard field goals, the most in NFL history.
- At L.A. Chargers (12/22), snapped on three made field goals, including a season-long-tying 56-yarder from Justin Tucker. Recorded a special teams tackle in the victory.

2017 (16/0 - Baltimore): Appeared in all 16 games. Snapped on punts and kicks, helping Sam Koch place a franchise-record and NFL-best 40 punts inside the 20-yard line and Justin Tucker make 34 of 37 field goals (91.9 percent), tying his franchise record of 141 points.

- At Cincinnati (9/10), snapped on two made field goals from Justin Tucker and helped Sam Koch register six punts for 250 yards (41.3 gross avg), including two punts inside the 20-yard line, in the 20-0 season-opening victory.
- Against Chicago (10/15), handled snapping duties, helping Justin Tucker connect on three field goals and Sam Koch boot seven punts for 386 yards (55.0 avg.).
- At Minnesota (10/22), snapped on three made field goals, including a season-long 57-yarder from Justin Tucker. Added a special teams tackle on coverage.
- At Green Bay (11/19), served as the long snapper and helped Sam Koch place five of seven punts inside the 20, in a shutout victory.
- At Cleveland (12/17), handled snapping duties, helping Sam Koch place four punts inside the 20-yard line, including three punts inside the five-yard line.

2016 (16/0 - Baltimore): Earned his second straight Pro Bowl nod after handling all snapping duties and helping Justin Tucker score a franchise record 141 points by connecting on 37 of 38 field goal attempts (lone miss was a block), including 10 of 10 from 50-plus yards. Helped Tucker earn a second Pro Bowl invitation and become a unanimous first-team All-Pro selection.

- Against Cincinnati (11/27), snapped on four made field goals from Justin Tucker, who became the first kicker in NFL history to make three field goals of 50-plus yards in the first half of a game.
- Against Philadelphia (12/18), appeared in his 100th career game.

2015 (16/0 - Baltimore): Named to his first career Pro Bowl after snapping on 74 punts, 29 extra points and 40 field goal attempts. Helped Sam Koch earn first career Pro Bowl invite with 46.7 gross and 42.9 net averages.

- At Miami (12/6), snapped on two field goals and an extra point from Justin Tucker, who became the fastest kicker in NFL history to reach the 500-point milestone (60 games).

2014 (7/0 - Baltimore): Saw action in the first seven games of the season, snapping on 21 punts, extra points and 18 field goal attempts, before being placed on injured reserve on Oct. 20.

- Against Atlanta (10/19), snapped on punts, field goal attempts and extra points before leaving the game with a knee injury in the 29-7 victory.

2013 (16/0 - Baltimore): Played in all 16 games for the third consecutive season and snapped on 91 punts, 41 field goal attempts and 26 extra points. Tied a career high with two special teams stops.

- At Detroit (12/16), snapped on a franchise-record six made field goals, including a franchise record 61-yard game-winner by Justin Tucker, in the 18-16 victory.

2012 (16/0, 4/0 - Baltimore): Saw action in all 16 games at long snapper and tied a career-high with two special teams tackles while snapping on 83 punts, 42 extra points and 33 field goal attempts. Played in all four postseason games, snapping on 16 extra points, 22 punts and four field goal attempts in the Ravens' Super Bowl XLVII title run.

- Against Oakland (11/11), snapped on a franchise-record extra points, punts and field goal attempts, and was a part of the successful fake field goal attempt that Sam Koch ran in for a touchdown in the 55-20 win.

2011 (16/0, 2/0 - Baltimore): Saw action in all 16 games for the first time in his career and snapped on 73 punts, 40 extra point attempts and 39 field goal attempts. Appeared as a reserve in both postseason contests.

- Against Pittsburgh (9/11), snapped on punts, field goal attempts and extra points, including a fake punt Sam Koch ran in for a two-point conversion.

2010 (15/0 - Baltimore): Saw action in 15 games and posted two special teams tackles before being placed on injured reserve on Dec. 29 missing the final regular season game.

- At N.Y. Jets (9/13), snapped on six punts and a field goal attempt in his NFL debut.
- At Cleveland (12/26), snapped on three punts, both extra point attempts and two field goal attempts after significantly injuring his knee in the second quarter.

COLLEGE:

- Played 38 games in three seasons as the primary long snapper at Tennessee.
- As a senior (2009), handled deep snapper duties on punts, extra points and field goals, the third consecutive year in which he served that role. Often led the charge down field on punts and finished the season with three tackles.
- As a junior (2008), saw action in 12 games. Served as Tennessee's deep snapper for all punts and placements for the second year in a row. Contributed four tackles on special teams, tying for seventh in that category.
- As a sophomore (2007), saw action as the deep snapper in all 14 games and helped placekicker Daniel Lincoln to All-America status and consensus Freshman All-SEC honors.
- In 2006, was a squad member.
- As a true freshman (2005), redshirted.
- Graduated with a degree in accounting from Tennessee.

PERSONAL:

- Attended Evangelical Christian (Memphis, Tenn.) High School, helping guide the Eagles to a state championship appearance as a senior and the semifinal game as a junior.
- As a senior, played center and long snapper earning All-State honorable mention and the Memphis Commercial Appeal Best of Preps Award.
- Began his role as the deep snapper during his junior season of high school.
- Played on the defensive and offensive lines as freshman and sophomore.
- Follow Cox on Twitter and Instagram at @morgancox46.
- Born Morgan Cox on April 26, 1986 in Collierville, Tenn.

MORGAN COX'S NFL STATISTICS

REGULAR SEASON

| Year | Team | GP | GS | SpT Tackles |
|-------------------|-----------|------------|----------|----------------|
| 2010 | Baltimore | 15 | 0 | 1 |
| 2011 | Baltimore | 16 | 0 | 0 |
| 2012 | Baltimore | 16 | 0 | 2 |
| 2013 | Baltimore | 16 | 0 | 2 |
| 2014 | Baltimore | 7 | 0 | 0 |
| 2015 | Baltimore | 16 | 0 | 0 |
| 2016 | Baltimore | 16 | 0 | 2 |
| 2017 | Baltimore | 16 | 0 | 1 |
| 2018 | Baltimore | 16 | 0 | 1 |
| 2019 | Baltimore | 16 | 0 | 0 |
| 2020 | Baltimore | 15 | 0 | 2 |
| 2021 | Tennessee | 17 | 0 | 1 |
| 2022 | Tennessee | 17 | 0 | 1 |
| 2023 | Tennessee | 11 | 0 | 0 |
| NFL Totals | | 210 | 0 | 13 |

PLAYOFFS

| Year | Team | GP | GS | SpT Tackles |
|-------------------|-----------|-----------|----------|----------------|
| 2011 | Baltimore | 2 | 0 | 0 |
| 2012 | Baltimore | 4 | 0 | 0 |
| 2018 | Baltimore | 1 | 0 | 0 |
| 2019 | Baltimore | 1 | 0 | 0 |
| 2020 | Baltimore | 2 | 0 | 0 |
| 2021 | Tennessee | 1 | 0 | 0 |
| NFL Totals | | 11 | 0 | 0 |

Additional Statistics

Fumble Recovery - 1 (2013)



71 ANDRE DILLARD

TACKLE • 6'5" • 315 LBS • COLLEGE: WASHINGTON STATE
ACQUIRED: UNRESTRICTED FREE AGENT (PHI) - 2023
NFL EXPERIENCE (NFL/TITANS): 5/1 • HOMETOWN: WOODINVILLE, WASH.
GAMES PLAYED/GAMES STARTED: 53/17 (PLAYOFFS: 5/0)



PRO: The Titans signed Andre Dillard early in the 2023 free agency period to bring veteran experience to the offensive front. The 6-foot-5-inch, 315-pounder was originally selected by the Philadelphia Eagles in the first round (22nd overall) of the 2019 NFL Draft. The Washington State product has started games at left tackle and right tackle during his first four NFL campaigns.

TITANS TIDBITS:

• Dillard's father, Mitch, also played football collegiately at Washington State and is a former Cougars offensive line coach as well.

CAREER TRANSACTIONS:

• The Woodinville, Wash., native was selected by the Philadelphia Eagles in the first round (22nd overall) of the 2019 NFL Draft.
• Signed by the Titans as an unrestricted free agent on March 20, 2023.

SEASON RECAPS:

2023 (10/8 - Tennessee):

- At New Orleans (9/10), started at left tackle in his Titans debut.
- Against L.A. Chargers (9/17), started at left tackle and was a part of an offensive front that blocked for a unit that amassed 341 total yards, including 141 yards on the ground.
- At Cleveland (9/24), started at left tackle.
- Against Cincinnati (10/1), started at left tackle and was a member of an offensive line that protected for a group that accumulated 400 total yards, including 173 yards on the ground.
- At Indianapolis (10/8), started at left tackle and was a part of an offensive line that allowed just one sack on 35 pass attempts.
- In London, against Baltimore (10/15), started at left tackle.
- Against Atlanta (10/29), entered the game at left tackle late in the second quarter after Chris Hubbard left the game with an injury. Protected for an offensive unit that accumulated 375 total yards, including a 101-yard rushing performance by Derrick Henry. Help give rookie quarterback Will Levis time to amass 238 passing yards with four touchdown tosses in his first career start.
- At Pittsburgh (11/2), started at left tackle.
- At Tampa Bay (11/12), started at left tackle before leaving the game in the second quarter with an injury.
- At Jacksonville (11/19), was inactive.
- Against Carolina (11/26), played as a reserve on special teams.

2022 (12/0, 3/0 - Philadelphia): Played as a reserve in 12 regular season contests and all three postseason games, including Super Bowl LVII. Placed on injured reserve on Sept. 6 and missed the first five games of the season before being activated on Oct. 15.

2021 (15/5, 1/0 - Philadelphia): Saw action in 15 games, starting a career-high five contests at left tackle. Blocked for a unit that helped the team lead the league in rushing offense (159.7 avg.), rushing touchdowns (25) and explosive plays (163). The Eagles established single-season franchise marks in rushing yards (2,715) and third-down percentage (45.7 percent). Missed two games while on the reserve/COVID-19 list.

2020 (0/0 - Philadelphia): Entered training camp as the projected starting left tackle, but suffered a season-ending injury and was placed on injured reserve on Sept. 3 missing the entire campaign.

2019 (16/4, 1/0 - Philadelphia): Played in all 16 games as a rookie. Started four contests (three at left tackle, one at right tackle). Saw action

as a reserve in his first career postseason contest. Made his first career NFL start at Dallas (10/20/19).

COLLEGE:

- Appeared in 42 career games with 39 starts at left tackle at Washington State. Was a two-time All-Pac-12 selection.
- As a senior (2018), started all 13 games at left tackle, allowing just a sack and 13 total pressures in 722 pass-blocking snaps (per Pro Football Focus). Earned All-America honors and first-team All-Pac-12 accolades.
- As a junior (2017), started all 13 games at left tackle and was named All-Pac-12 honorable mention.
- As a sophomore (2016), received second-team All-Pac-12 recognition from Pro Football Focus after starting all 13 games at left tackle.
- As a freshman (2015), saw action as a reserve in three games at left tackle.
- Redshirted during the 2014 season.
- Earned a bachelor's degree in social science from Washington State.

PERSONAL:

- Attended Woodinville (Wash.) High School, where he was named All-KingCo first team and KingCo 4A Credit Division Offensive Lineman of the Year as a senior.
- Named to The Seattle Times All-Area first team and was named a red chip prospect, one of Washington's top-16 prospects by The Seattle Times.
- Follow Dillard on Instagram at @andredillard_.
- List of favorites: (music) Metal; (athlete growing up) Shaquille O'Neal; (food) cheeseburger and fries; and (other sport) golf.
- Born Andre Dillard on Oct. 3, 1995 in Woodinville, Wash.

ANDRE DILLARD'S NFL STATISTICS

REGULAR SEASON

| Year | Team | GP | GS |
|-------------------|--------------|-----------|-----------|
| 2019 | Philadelphia | 16 | 4 |
| 2020 | Philadelphia | 0 | 0 |
| 2021 | Philadelphia | 15 | 5 |
| 2022 | Philadelphia | 12 | 0 |
| 2023 | Tennessee | 10 | 8 |
| NFL Totals | | 53 | 17 |

PLAYOFFS

| Year | Team | GP | GS |
|-------------------|--------------|----------|----------|
| 2019 | Philadelphia | 1 | 0 |
| 2021 | Philadelphia | 1 | 0 |
| 2022 | Philadelphia | 3 | 0 |
| NFL Totals | | 5 | 0 |

Starts Breakdown:

2019 - LT 3, RT 1; 2021 - LT 5; **2023 - LT 8**



14 COLTON DOWELL

WIDE RECEIVER • 6'3" • 212 LBS • COLLEGE: TENNESSEE-MARTIN
ACQUIRED: 7TH ROUND - 2023
NFL EXPERIENCE (NFL/TITANS): ROOKIE • HOMETOWN: LEBANON, TEN.
GAMES PLAYED/GAMES STARTED: 5/0 (PLAYOFFS: 0/0)



PRO: The Titans selected Colton Dowell in the seventh round (228th overall) of the 2023 NFL Draft. The 6-foot-3-inch, 212-pound possesses a unique blend of size, speed, ball skills and explosiveness that creates opportunity to compete at the NFL level. The Lebanon, Tenn., native played six seasons at UT Martin (2017-22) where he saw action in 47 games with 34 starts, recording 177 receptions for 2,796 yards and 19 touchdowns.

CAREER HIGHLIGHTS:

- Dowell was named first-team All-OVC and to The Bluebloods all-conference first team his senior year after tallying 67 receptions for 1,036 yards and six touchdowns.
- Broke all-time receiving yards mark at UT Martin finishing his career with 2,796 yards while ranking third in school history with 19 touchdowns and 177 receptions.
- Became just the fourth player in program history to eclipse 1,000 receiving yards in a season.

TITANS TIDBITS:

- Dowell's hidden talents are that he can juggle and play the guitar.
- Growing up in Lebanon, Tenn., Dowell was a fan of the Titans, attending training camp practices at Ascension Saint Thomas Sports Park and games at Nissan Stadium.

CAREER TRANSACTIONS:

- The Lebanon, Tenn., native was selected by the Titans in the seventh round (228th overall) of the 2023 NFL Draft.

SEASON RECAPS:

2023 (5/0): Has led the team in special teams tackles once in 2023 (vs. CAR). Made his NFL debut against Cincinnati (10/1/23).

- At New Orleans (9/10), was inactive.
- Against L.A. Chargers (9/17), was inactive.
- At Cleveland (9/24), was inactive.
- Against Cincinnati (10/1), played as a reserve at wide receiver and on special teams in his first career NFL contest.
- At Indianapolis (10/8), saw action as a reserve on special teams.
- In London, against Baltimore (10/15), played as a reserve on special teams.
- Against Atlanta (10/29), was inactive.
- At Pittsburgh (11/2), was inactive.
- At Tampa Bay (11/12), was inactive.
- At Jacksonville (11/19), saw action as a reserve at wide receiver and on special teams.
- Against Carolina (11/26), led the team with two special teams tackles on coverage units.

COLLEGE:

During six seasons at Tennessee-Martin, Dowell appeared in 47 games with 34 starts and recorded 177 receptions for 2,796 yards and 19 touchdowns. Named first-team All-OVC in 2020 and 2022 and second team All-OVC in 2019 and 2021. Registered 11 career 100-yard receiving games. He became UT-Martin's all-time leader in receiving yards.

AS A GRADUATE (2022), started all 11 games for the Skyhawks at wide receiver. Tallied 67 receptions for 1,036 yards and six touchdowns to lead the team to an OVC Championship. Became the fourth player in program

history to eclipse 1,000 receiving yards in a season. Averaged 15.5 yards per reception and 94.7 all-purpose yards per game. Ranked amongst FCS leaders in receiving yards per game (ninth), receiving yards (13th), and receptions per game (19th). Ranked among OVC leaders in receptions (second), receiving yards (second), receiving yards per game (second) and touchdowns (fourth).

- Against Western Illinois (9/1), had seven receptions for 100 yards and one touchdown.
- At Missouri State (9/8), led the team with 10 receptions for 159 receiving yards with one touchdown.
- At Murray State (10/8), posted a career-best 12 receptions for 172 yards.
- At Tennessee (10/22), totaled seven receptions for 112 yards.
- At Houston Christian (10/29), posted six receptions for 141 yards for his third consecutive 100-yard receiving game and fourth of the season.
- Against Eastern Illinois (11/19), tallied four receptions for 118 yards and one touchdown. It was his fifth 100-yard receiving game of the season and 11th of his career.

AS A SENIOR (2021), started six games for the Skyhawks before suffering a season-ending injury. Tallied 22 receptions for 398 yards and two touchdowns. Was named to All-OVC second team. Helped team to OVC Championship and second round berth in FCS NCAA Division 1 playoffs. Averaged 18.1 yards per catch to lead the OVC and 66.3 yards per game to rank third in the OVC.

- Against Western Kentucky (9/2), hauled in a season-high 102 receiving yards with one touchdown on six receptions.
- At No. 9 ranked Jacksonville State (9/25), tallied six receptions for 84 yards and one touchdown.

AS A JUNIOR (2020), started all seven games. Led the team with 40 receptions for 459 yards and four touchdowns. Ranked among OVC leaders in receptions (first), receiving yards (second), touchdowns (second), receptions per game (5.7, second) and receiving yards per game (65.6, third). Ranked 21st nationally in both receiving touchdowns and receiving yards. Named to All-OVC first team and OVC Commissioner's Honor Roll.

- Against Jacksonville State (3/14), tallied five receptions for 59 yards and one touchdown.
- Against Southeast Missouri (4/3), recorded seven receptions for 59 yards for two touchdowns, his second multi-touchdown game.
- Against Tennessee Tech (4/11), totaled six receptions for 105 yards.

AS A SOPHOMORE (2019), played in 12 games with 10 starts between wide receiver and tight end. Recorded 38 receptions for 765 yards and four touchdowns. Average 20.1 yards per catch and 64.0 all-purpose yards per game. Tabbed to HERO Sports Sophomore All-American honorable mention squad, All-OVC second team and Phil Steele All-OVC first team.

- Against Northwestern State (8/29), had one reception for a 39-yard touchdown in the opening game of the season.
- At Tennessee Tech (10/12), recorded five receptions for then career-best 154 yards and two touchdowns. It was the first multi-touchdown and first 100-yard receiving game of his career
- At Southeast Missouri (10/26), totaled three receptions for 104 yards.
- Against Jacksonville State (11/2), recorded five receptions for 117 yards and one touchdown.
- At Austin Peay (11/9), had six receptions for 111 yards, his third consecutive 100-yard receiving game.

AS A REDSHIRT FRESHMAN (2018), played in 11 games and compiled 10 receptions for 138 yards and three touchdowns.

dowell15

- Born Colton Davis Dowell on Apr. 19, 1999 in Lebanon, Tenn.

AS A FRESHMAN (2017), redshirted and did not see any game action.

- Graduated from Tennessee-Martin with a degree in exercise science in December of 2021.

PERSONAL:

- Attended Wilson Central High School (Tenn.) and played for coach Brad Dedman. Guided the Wildcats to a 8-3 record with a playoff berth in 2016.
- Tallied 44 receptions for 799 yards and five touchdowns. Averaged 18.2 yards per catch and notched three 100-yard receiving games.
- Named to the Region 6-3A all-region squad.
- Played in the 2016 Toyota East vs. West All-Star Game.
- Son of Chris and Tracy Dowell. Has one older brother named Coleby.
- Follow Jones on Twitter at @ColtonDowell2 and Instagram at @colton_

COLTON DOWELL'S COLLEGE STATISTICS

| Year | Team | GP | GS | RECEIVING | | | | | RUSHING | | | | |
|-----------------------|-----------|-----------|-----------|------------|--------------|-------------|-----------|-----------|----------|----------|------------|----------|----------|
| | | | | No | Yds | Avg | Lg | TD | Att | Yds | Avg | Lg | TD |
| 2018 | UT-Martin | 11 | 0 | 10 | 138 | 13.8 | 28 | 3 | 0 | 0 | - | 0 | 0 |
| 2019 | UT-Martin | 12 | 10 | 38 | 765 | 20.1 | 73 | 4 | 1 | 3 | 3.0 | 3 | 0 |
| 2020 | UT-Martin | 7 | 7 | 40 | 459 | 11.5 | 50 | 4 | 0 | 0 | - | 0 | 0 |
| 2021 | UT-Martin | 6 | 6 | 22 | 398 | 18.1 | 56 | 2 | 0 | 0 | - | 0 | 0 |
| 2022 | UT-Martin | 11 | 11 | 67 | 1,036 | 15.5 | 54 | 6 | 1 | 6 | 6.0 | 6 | 0 |
| College Totals | | 47 | 34 | 146 | 2,796 | 15.8 | 73 | 19 | 2 | 9 | 4.5 | 6 | 0 |

Single-Game Highs

Receptions - 12 at Murray State (10/8/22)

Receiving Yards - 172 at Murray State (10/8/22)

Long Reception - 73 at Tennessee Tech (10/12/19)

Receiving Touchdowns - 2 (Twice, last against Southeast Missouri 4/3/21)

COLTON DOWELL'S GAME-BY-GAME

| 2023 Tennessee Titans | | | | RECEIVING | | | | | | | | | |
|-----------------------|-------|-----|-----|-----------|-----|-----|----|----|---------------|------------|------------|----------|----------|
| Date | Opp. | W/L | P/S | No | Yds | Avg | Lg | TD | | | | | |
| Sept 10 | @ NO | L | IA | | | | | | Dec 3 | | Ind | | |
| Sept 17 | LAC | W | IA | | | | | | Dec 11 | @ | Mia | | |
| Sept 24 | @ Cle | L | IA | | | | | | Dec 17 | | Hou | | |
| Oct 1 | Cin | W | p | 0 | 0 | - | 0 | 0 | Dec 24 | | Sea | | |
| Oct 8 | @ Ind | L | p | 0 | 0 | - | 0 | 0 | Dec 31 | @ | Hou | | |
| Oct 15 | Bal | L | p | 0 | 0 | - | 0 | 0 | Jan 6/7 | | Jax | | |
| Oct 29 | Atl | W | IA | | | | | | Totals | | | | |
| Nov 2 | @ Pit | L | IA | | | | | | | 4-7 | 5/0 | 0 | 0 |
| Nov 12 | @ TB | L | IA | | | | | | | | 0 | 0 | - |
| Nov 19 | @ Jax | L | p | 0 | 0 | - | 0 | 0 | | | | 0 | 0 |
| Nov 26 | Car | W | p | 0 | 0 | - | 0 | 0 | | | | | 0 |

COLTON DOWELL'S NFL STATISTICS

| REGULAR SEASON | | | | RECEIVING | | | | | RUSHING | | | | |
|-------------------|-----------|----------|----------|-----------|----------|----------|----------|----------|----------|----------|----------|----------|----------|
| Year | Team | GP | GS | No | Yds | Avg | Lg | TD | Att | Yds | Avg | Lg | TD |
| 2023 | Tennessee | 5 | 0 | 0 | 0 | - | 0 | 0 | 0 | 0 | - | 0 | 0 |
| NFL Totals | | 5 | 0 | 0 | 0 | - | 0 | 0 | 0 | 0 | - | 0 | 0 |

Single-Game Highs

Receptions -

Receiving Yards -

Long Reception -

Receiving Touchdowns -

Additional Statistics

Special Teams Tackles - **2 (2023)**

Misc. Tackles - **1 (2023)**



79 JAELYN DUNCAN

OFFENSIVE LINE • 6'6" • 306 LBS • COLLEGE: MARYLAND
ACQUIRED: 6TH ROUND - 2023 NFL EXPERIENCE (NFL/TITANS): ROOKIE
HOMETOWN: NEW CARROLLTON, MD.
GAMES PLAYED/GAMES STARTED: 5/1 (PLAYOFFS: 0/0)



PRO: The Titans selected Jaelyn Duncan in the sixth round (186th overall) of the 2023 NFL Draft. The 6-foot-6-inch, 306-pounder brings quick feet and patient hands to the trenches of the offensive line. The New Carrollton, Md., native appeared in 42 games with 39 starts at left tackle over five seasons at Maryland.

TITANS TIDBITS:

- Growing up, Duncan didn't play organized sports and wasn't introduced to football until he was a freshman at Northern High School. As a freshman, Duncan played travel football for the Patuxent Rhinos 15-U team. He then joined the varsity team at Northern as a sophomore where he played until transferring for his senior year to St. Frances Academy, a Catholic high school in Baltimore with many high-profile recruits.
- Duncan said he relied on his sheer physical advantages until his redshirt freshman year of college when he really began to understand and implement different techniques into his game.
- Duncan and Titans first-round draft pick Peter Skoronski faced off in the Big Ten, worked out together and share the same trainer. Duncan will also be reuniting with Maryland alums Chig Okonkwo and Sam Okuayinonu.

CAREER TRANSACTIONS:

- The New Carrollton, Md., native was selected by the Tennessee Titans in the sixth round (186th overall) of the 2023 NFL Draft.

SEASON RECAPS:

- 2023 (5/1):** Made his NFL debut against the L.A. Chargers (9/17/23). Registered his first career NFL start against Carolina (11/26/23).
- At New Orleans (9/10), was inactive.
 - Against L.A. Chargers (9/17), saw action as a reserve on special teams in his first career NFL contest.
 - At Cleveland (9/24), was inactive.
 - Against Cincinnati (10/1), was inactive.
 - At Indianapolis (10/8), was inactive.
 - In London, against Baltimore (10/15), was inactive.
 - Against Atlanta (10/29), was inactive.
 - At Pittsburgh (11/2), saw limited action as a reserve at left tackle after Andre Dillard left the game with an injury in the third quarter.
 - At Tampa Bay (11/12), played as a reserve on special teams.
 - At Jacksonville (11/19), entered the game as a reserve at right tackle after Chris Hubbard left the contest with an injury late in the second quarter.
 - Against Carolina (11/26), made his first career NFL start at left tackle.

COLLEGE:

In five seasons at Maryland (2018-22), Duncan appeared in 42 games with 39 starts. A four-year starter on the offensive line, Duncan won the starting left tackle position one game into his redshirt freshman campaign. Was named Honorable Mention All-Big Ten three times during his career (2020-22).

AS A SENIOR (2022), started all 12 games he appeared in. Blocked for a Maryland passing offense that ranked third in the Big Ten in 2022 by averaging 259.8 yards per game in the air. Participated in the Reese's Senior Bowl and was chosen to participate in the NFL Combine. Named Honorable Mention All-Big Ten.

AS A JUNIOR (2021), appeared in all 13 games with 11 starts at left tackle. Part of Pro Football Focus Offensive Line of the Week for efforts against Kent State (9/25). Blocked for the record-setting pass offense, which set a

program record for most passing yards in a season with 3,960. Protected Taulia Tagovailoa, who broke program records in passing yards (3,860), passing touchdowns (26), completions (328), completion percentage (69.2%) and 300-yard passing games (seven). Named Honorable Mention All-Big Ten.

AS A SOPHOMORE (2020), started all five games, one of only six Terps to play in all five contests. Helped block for Big Ten's second-highest ranked passing offense, averaging 264 yards per game. Opened holes for Jake Funk, who averaged 8.60 yards per carry, the second-highest average in the FBS. Protected for Taulia Tagovailoa, who threw for 1,011 yards in just four games, including the 10th highest passing total in a single game in program history with 394 in win over Minnesota (10/30). Named Honorable Mention All-Big Ten.

AS A REDSHIRT FRESHMAN (2019), appeared in all 12 games, starting in the final 11 at left tackle. Blocked for a running back tandem in Javon Leake and Anthony McFarland Jr., who were one of only two duos on power five teams in the country to both have seven rushing touchdowns. Blocked for Javon Leake, who averaged 7.2 yards per carry, the fourth-highest total of the country. Contributed to an offense that had three games scoring over 45 points. Blocked for the second-most points in Maryland history with 79 vs Howard (8/31).

- Redshirted in 2018.
- Graduated in December of 2022 with a degree in family science from Maryland.

PERSONAL:

- Attended Northern (Md.) High School for his first three years of high school before transferring to St. Francis for his senior year.
- Earned Baltimore Sun first-team All-Metro honors at left tackle after helping the Panthers to a 13-0 record against local and national opponents. and the MIAA A Conference Championship.
- Was a 4-star recruit and ranked third overall in the state of Maryland according to ESPN. A 2017 Under Armour All-American.
- Chose the University of Maryland over many other schools so that he could stay close to friends and family.
- Son of Tamika Duncan.
- Has one daughter named Ava.
- Follow Duncan on Twitter at @king_jay70 and Instagram at @__bigdawgjay__
- Born Jaelyn Alexander Duncan on July 8, 2000 in Silver Springs, Md.

JAELYN DUNCAN'S COLLEGE STATISTICS

REGULAR SEASON

| Year | Team | GP | GS |
|-----------------------|----------|-----------|-----------|
| 2018 | Maryland | Redshirt | |
| 2019 | Maryland | 12 | 11 |
| 2020 | Maryland | 5 | 5 |
| 2021 | Maryland | 13 | 11 |
| 2022 | Maryland | 12 | 12 |
| College Totals | | 42 | 39 |

Starts Breakdown:

2019 - LT 11; 2020 - LT 5; 2021 - LT 11;
2022 - LT 12


JAELYN DUNCAN'S NFL STATISTICS

REGULAR SEASON

| Year | Team | GP | GS |
|-------------------|-----------|----------|----------|
| 2023 | Tennessee | 5 | 1 |
| NFL Totals | | 5 | 1 |

Starts Breakdown:

2023 - LT 1



38 TERRELL EDMUNDS

SAFETY • 6'1" • 217 LBS • COLLEGE: VIRGINIA TECH
ACQUIRED: TRADE (PHI) - 2023
NFL EXPERIENCE (NFL/TITANS): 6/1 • HOMETOWN: DANVILLE, VA.
GAMES PLAYED/GAMES STARTED: 90/79 (PLAYOFFS: 2/2)



PRO: The Titans acquired Terrell Edmunds in a trade with the Philadelphia Eagles midway through the 2023 campaign. The 6-foot-1 inch, 217-pound defender was originally a 2018 first-round pick of the Pittsburgh Steelers and spent the first five seasons of his NFL career with the club, amassing 405 tackles, five sacks, five interceptions, 15 tackles for loss, 26 passes defended and a fumble recovery. He joined the Eagles as an unrestricted free agent during the 2023 offseason and appeared in seven games before joining the Titans on Oct. 23, 2023.

CAREER HIGHLIGHTS:

- In 2021, Edmunds started all 17 games for the Steelers and posted 89 tackles, two interceptions and a career-best eight tackles for loss.
- In 2019, Edmunds registered a career-high 105 tackles to go along with three passes defended.

TITANS TIDBITS:

- Edmunds is one of three brothers to play in the NFL following collegiate careers at Virginia Tech. His older brother, Trey, was a running back with the New Orleans Saints (2017) and Pittsburgh Steelers (2018-22), with Terrell being his teammate with the Steelers for five seasons. Terrell and his younger brother, Tremaine, who is currently a linebacker for the Chicago Bears, became the first pair of brothers ever selected in the first round of the same NFL Draft in 2018.
- Edmunds' father, Ferrell, was a Pro Bowl tight end with the Miami Dolphins (1989-1990).
- Edmunds penned a children's book with his two brothers entitled My Brother's Keeper - What This Means To Me. The book offers positive motivation to children while shedding light on treating people with respect.

CAREER TRANSACTIONS:

- The Danville, Va., native was selected by the Pittsburgh Steelers in the first round (28th overall) of the 2018 NFL Draft.
- Signed by the Steelers as an unrestricted free agent on April 22, 2022.
- Signed by the Philadelphia Eagles as an unrestricted free agent on March 24, 2023.
- Traded by the Eagles along with a 2024 fifth-round draft pick and a 2024 sixth-round draft pick to the Titans in exchange for safety Kevin Byard on Oct. 23, 2023.

SEASON RECAPS:

- 2023 (7/3 - Philadelphia; 4/1 - Tennessee):** Has led the Titans in sacks once in 2023 (at JAX). Has led or tied for the Titans team lead in special teams tackles twice in 2023 (vs. ATL, at JAX). Played in seven games with three starts at safety for the Eagles and collected 26 tackles and a forced fumble.
- Against Atlanta (10/29), made his Titans debut as a reserve at safety and notched a tackle. Posted a special teams stop on coverage units.
 - At Pittsburgh (11/2), made his first start with the Titans at safety and tallied four tackles.
 - At Tampa Bay (11/12), saw action as a reserve at safety and on special teams. Collected a quarterback pressure on defense.
 - At Jacksonville (11/19), played as a reserve at safety and recorded four tackles, including a sack and a quarterback pressure. Led the team with a special teams tackle on coverage units. Chased Trevor Lawrence out of bounds for a one-yard sack late in the second quarter.
 - Against Carolina (11/26), was inactive.

2022 (15/15 - Pittsburgh): Started 15 games at safety and totaled 70

tackles, two sacks, five passes defended and three tackles for loss. Was inactive for two contests.

- Against Tampa Bay (10/16), registered a season-best 10 tackles, including a stop for loss.
- At Indianapolis (11/28), posted six tackles, including a seven-yard sack of Matt Ryan.
- Against Cleveland (1/8), tallied five tackles, an 11-yard sack of Deshaun Watson and a pass defended.

2021 (17/17, 1/1 - Pittsburgh): Started all 17 games at safety and collected 89 tackles, two interceptions, a sack, eight tackles for loss and six passes defended. Started the postseason contest and notched six tackles.

- Against Cincinnati (9/26), registered the Steelers' first interception of 2021, picking off a Joe Burrow pass that was tipped by Minkah Fitzpatrick.
- At Baltimore (1/9), tallied a career-high three passes defended, while also collecting his second interception of the season. Intercepted a Tyler Huntley pass intended for Mark Andrews in the first quarter.

2020 (15/12, 1/1 - Pittsburgh): Played in 15 games with 12 starts and recorded 68 tackles, eight passes defended, two interceptions, a sack and a tackle for loss. Was inactive for the regular season finale. Started his first career postseason contest and produced six tackles.

- Against Denver (9/20), notched four tackles, including an 11-yard sack of Jeff Driskel on fourth-and-two to seal the win.
- At Jacksonville (11/22), posted four tackles and a career-best two interceptions of Jake Luton.

2019 (16/16 - Pittsburgh): Started all 16 games for the first time in his career and finished second on the team with 105 tackles. Added three passes defended and two tackles for loss.

- Against Seattle (9/15), led the team with a career-high 11 tackles and added one pass defended.
- At San Francisco (9/22), led the Steelers' secondary with 10 tackles and added two quarterback hits.
- Against Buffalo (12/15), led the team and tied a career-high with 11 tackles.

2018 (16/15 - Pittsburgh): Played in all 16 games with 15 starts as a rookie and finished tied for third on the team with 78 tackles. Played 92.5 percent of the defensive snaps, second-most on the defense and added a sack, an interception and four passes defended.

- At Tampa Bay (9/24), recorded the first interception of his NFL career by intercepting Ryan Fitzpatrick.
- Against Baltimore (9/30), registered the first defensive fumble recovery of his NFL career after a forced fumble by Sean Davis.
- Against L.A. Chargers (12/2), tallied eight tackles and the first sack of his NFL career with a nine-yard takedown of Philip Rivers.

COLLEGE:

- Played in 37 games with 31 starts over a three-year span (2015-17) at Virginia Tech and totaled 196 tackles, 14 passes defended, 6.5 tackles for loss and six interceptions in his career.
- As a junior (2017), started 10 games and was named a third-team All-Atlantic Conference Coast selection after recording 59 tackles, 2.5 tackles for loss, two interceptions, three pass breakups and 1.5 sacks.
- As a sophomore (2016), played in all 14 games with 13 starts and earned honorable mention All-ACC accolades after tallying 89 tackles, four interceptions and 2.5 tackles for loss.
- As a redshirt freshman (2015), saw action in 12 games with eight starts

TERRELL EDMUNDS' GAME-BY-GAME CONT.

2022 Pittsburgh Steelers

| Date | Opp | W/L | P/S | Tot | Solo | Asst | Sk | - Yds | QBP | TFL | Int- | Yds | -TD | PD | FF | FR- | Yds | SpT | |
|---------------|-------|-----|-----|------------|--------------|-----------|-----------|-----------|------------|-------------|----------|----------|----------|----------|----------|----------|----------|----------|----------|
| Sept 11 | @ Cin | W | S | 6 | 5 | 1 | 0.0 | 0.0 | 1 | 0 | 0 | 0 | 0 | 0 | 0 | 0 | 0 | 0 | 0 |
| Sept 18 | NE | L | S | 4 | 3 | 1 | 0.0 | 0.0 | 0 | 0 | 0 | 0 | 0 | 1 | 0 | 0 | 0 | 0 | 0 |
| Sept 22 | @ Cle | L | S | 2 | 1 | 1 | 0.0 | 0.0 | 0 | 0 | 0 | 0 | 0 | 0 | 0 | 0 | 0 | 0 | 0 |
| Oct 2 | NYJ | L | S | 1 | 0 | 1 | 0.0 | 0.0 | 0 | 0 | 0 | 0 | 0 | 0 | 0 | 0 | 0 | 0 | 0 |
| Oct 16 | TB | W | S | 10 | 6 | 4 | 0.0 | 0.0 | 0 | 1 | 0 | 0 | 0 | 0 | 0 | 0 | 0 | 0 | 0 |
| Oct 23 | @ Mia | L | S | 5 | 2 | 3 | 0.0 | 0.0 | 0 | 0 | 0 | 0 | 0 | 2 | 0 | 0 | 0 | 0 | 0 |
| Oct 30 | @ Phi | L | S | 4 | 2 | 2 | 0.0 | 0.0 | 0 | 0 | 0 | 0 | 0 | 0 | 0 | 0 | 0 | 0 | 0 |
| Nov 13 | NO | W | S | 2 | 0 | 2 | 0.0 | 0.0 | 0 | 0 | 0 | 0 | 0 | 0 | 0 | 0 | 0 | 0 | 0 |
| Nov 20 | Cin | L | S | 2 | 2 | 0 | 0.0 | 0.0 | 0 | 0 | 0 | 0 | 0 | 0 | 0 | 0 | 0 | 0 | 0 |
| Nov 28 | @ Ind | W | S | 6 | 4 | 2 | 1.0 | 7.0 | 1 | 1 | 0 | 0 | 0 | 0 | 0 | 0 | 0 | 0 | 0 |
| Dec 4 | @ Atl | W | S | 4 | 2 | 2 | 0.0 | 0.0 | 1 | 0 | 0 | 0 | 0 | 0 | 0 | 0 | 0 | 0 | 0 |
| Dec 11 | Bal | L | S | 9 | 3 | 6 | 0.0 | 0.0 | 0 | 0 | 0 | 0 | 0 | 0 | 0 | 0 | 0 | 0 | 0 |
| Dec 18 | @ Car | W | S | 4 | 4 | 0 | 0.0 | 0.0 | 1 | 0 | 0 | 0 | 0 | 0 | 0 | 0 | 0 | 0 | 0 |
| Jan 1 | @ Bal | W | S | 6 | 4 | 2 | 0.0 | 0.0 | 0 | 0 | 0 | 0 | 0 | 1 | 0 | 0 | 0 | 0 | 0 |
| Jan 7 | Cle | W | S | 5 | 3 | 2 | 1.0 | 11.0 | 1 | 1 | 0 | 0 | 0 | 1 | 0 | 0 | 0 | 0 | 0 |
| Totals | | | | 8-7 | 15/15 | 70 | 41 | 29 | 2.0 | 18.0 | 5 | 3 | 0 | 0 | 5 | 0 | 0 | 0 | 0 |

2023 Philadelphia Eagles

| Date | Opp | W/L | P/S | Tot | Solo | Asst | Sk | - Yds | QBP | TFL | Int- | Yds | -TD | PD | FF | FR- | Yds | SpT | |
|---------------|-------|-----|-----|------------|------------|-----------|-----------|----------|------------|------------|----------|----------|----------|----------|----------|----------|----------|----------|----------|
| Sept 10 | @ NE | W | p | 3 | 2 | 1 | 0.0 | 0.0 | 0 | 0 | 0 | 0 | 0 | 0 | 0 | 0 | 0 | 0 | 0 |
| Sept 14 | Min | W | p | 6 | 5 | 1 | 0.0 | 0.0 | 0 | 0 | 0 | 0 | 0 | 0 | 1 | 0 | 0 | 0 | 0 |
| Sept 25 | @ TB | W | p | 2 | 2 | 0 | 0.0 | 0.0 | 0 | 0 | 0 | 0 | 0 | 0 | 0 | 0 | 0 | 0 | 0 |
| Oct 1 | Was | W | S | 2 | 0 | 2 | 0.0 | 0.0 | 0 | 0 | 0 | 0 | 0 | 0 | 0 | 0 | 0 | 0 | 1 |
| Oct 8 | @ LAR | W | p | 0 | 0 | 0 | 0.0 | 0.0 | 0 | 0 | 0 | 0 | 0 | 0 | 0 | 0 | 0 | 0 | 0 |
| Oct 15 | @ NYJ | L | S | 4 | 2 | 2 | 0.0 | 0.0 | 0 | 0 | 0 | 0 | 0 | 0 | 0 | 0 | 0 | 0 | 0 |
| Oct 22 | Mia | W | S | 9 | 8 | 1 | 0.0 | 0.0 | 0 | 0 | 0 | 0 | 0 | 0 | 0 | 0 | 0 | 0 | 0 |
| Totals | | | | 6-1 | 7/3 | 26 | 19 | 7 | 0.0 | 0.0 | 0 | 0 | 0 | 0 | 1 | 0 | 0 | 0 | 1 |

2023 Tennessee Titans

| Date | Opp | W/L | P/S | Tot | Solo | Asst | Sk | - Yds | QBP | TFL | Int- | Yds | -TD | PD | FF | FR- | Yds | SpT | |
|---------------|-------|-----|-----|------------|------------|----------|----------|----------|------------|------------|----------|----------|----------|----------|----------|----------|----------|----------|----------|
| Oct 29 | Atl | W | p | 1 | 1 | 0 | 0.0 | 0.0 | 0 | 0 | 0 | 0 | 0 | 0 | 0 | 0 | 0 | 0 | 1 |
| Nov 2 | @ Pit | L | S | 4 | 4 | 0 | 0.0 | 0.0 | 0 | 0 | 0 | 0 | 0 | 0 | 0 | 0 | 0 | 0 | 0 |
| Nov 12 | @ TB | L | p | 0 | 0 | 0 | 0.0 | 0.0 | 1 | 0 | 0 | 0 | 0 | 0 | 0 | 0 | 0 | 0 | 0 |
| Nov 19 | @ Jax | L | p | 4 | 3 | 1 | 1.0 | 1.0 | 1 | 1 | 0 | 0 | 0 | 0 | 0 | 0 | 0 | 0 | 1 |
| Nov 26 | Car | W | IA | | | | | | | | | | | | | | | | |
| Dec 3 | Ind | | | | | | | | | | | | | | | | | | |
| Dec 11 | @ Mia | | | | | | | | | | | | | | | | | | |
| Dec 17 | Hou | | | | | | | | | | | | | | | | | | |
| Dec 24 | Sea | | | | | | | | | | | | | | | | | | |
| Dec 31 | @ Hou | | | | | | | | | | | | | | | | | | |
| Jan 6/7 | Jax | | | | | | | | | | | | | | | | | | |
| Totals | | | | 2-3 | 4/1 | 9 | 8 | 1 | 1.0 | 1.0 | 2 | 1 | 0 | 0 | 0 | 0 | 0 | 0 | 2 |

TERRELL EDMUNDS' NFL STATISTICS

REGULAR SEASON

| Year | Team | GP | GS | TACKLES | | | | | | | INTERCEPTIONS | | | | | FUMBLES | | | |
|-------------------|--------------|-----------|-----------|------------|------------|------------|------------|-------------|-----------|-----------|---------------|-----------|-----------|----------|-----------|----------|----------|----------|----------|
| | | | | Tot | Solo | Asst | Sk | Yds | QBP | TFL | No | Yds | Lg | TD | PD | FF | FR | Yds | SpT |
| 2018 | Pittsburgh | 16 | 15 | 73 | 52 | 21 | 1.0 | 9.0 | 4 | 1 | 1 | 35 | 35 | 0 | 4 | 0 | 1 | 0 | 5 |
| 2019 | Pittsburgh | 16 | 16 | 105 | 71 | 34 | 0.0 | 0.0 | 2 | 2 | 0 | 0 | 0 | 0 | 3 | 0 | 0 | 0 | 0 |
| 2020 | Pittsburgh | 15 | 12 | 68 | 46 | 22 | 1.0 | 11.0 | 6 | 1 | 2 | 11 | 7 | 0 | 8 | 0 | 0 | 0 | 0 |
| 2021 | Pittsburgh | 17 | 17 | 89 | 63 | 26 | 1.0 | 13.0 | 2 | 8 | 2 | 15 | 15 | 0 | 6 | 0 | 0 | 0 | 0 |
| 2022 | Pittsburgh | 15 | 15 | 70 | 41 | 29 | 2.0 | 18.0 | 5 | 3 | 0 | 0 | 0 | 0 | 5 | 0 | 0 | 0 | 0 |
| 2023 | Philadelphia | 7 | 3 | 26 | 19 | 7 | 0.0 | 0.0 | 0 | 0 | 0 | 0 | 0 | 0 | 0 | 1 | 0 | 0 | 0 |
| 2023 | Tennessee | 4 | 1 | 9 | 8 | 1 | 1.0 | 1.0 | 2 | 1 | 0 | 0 | 0 | 0 | 0 | 0 | 0 | 0 | 2 |
| NFL Totals | | 90 | 79 | 440 | 300 | 140 | 6.0 | 52.0 | 21 | 16 | 5 | 61 | 35 | 0 | 26 | 1 | 1 | 0 | 7 |

PLAYOFFS

| Year | Team | GP | GS | TACKLES | | | | | | | INTERCEPTIONS | | | | | FUMBLES | | | |
|-------------------|------------|----------|----------|-----------|----------|----------|------------|------------|----------|----------|---------------|----------|----------|----------|----------|----------|----------|----------|----------|
| | | | | Tot | Solo | Asst | Sk | Yds | QBP | TFL | No | Yds | Lg | TD | PD | FF | FR | Yds | SpT |
| 2020 | Pittsburgh | 1 | 1 | 6 | 3 | 3 | 0.0 | 0.0 | 0 | 1 | 0 | 0 | 0 | 0 | 1 | 0 | 0 | 0 | 0 |
| 2021 | Pittsburgh | 1 | 1 | 6 | 6 | 0 | 0.0 | 0.0 | 0 | 0 | 0 | 0 | 0 | 0 | 0 | 0 | 0 | 0 | 0 |
| NFL Totals | | 2 | 2 | 12 | 9 | 3 | 0.0 | 0.0 | 0 | 1 | 0 | 0 | 0 | 0 | 1 | 0 | 0 | 0 | 0 |

Single-Game Highs

Tackles - 11 (Twice, last vs. Buffalo 12/15/19)
 Interceptions - 2 at Jacksonville (11/22/20)
 Passes Defensed - 3 at Baltimore (1/9/22)
 Sacks - 1 (Six times, last at Jacksonville 11/19/23)
 Forced Fumbles - 1 vs. Minnesota (9/14/23)
 Fumble Recoveries - 1 vs. Baltimore (9/30/18)
 Special Teams Tackles - 2 vs. Washington (10/1/23)

Playoff Single-Game Highs

Tackles - 6 (Twice, last at Kansas City 1/16/22)
 Passes Defensed - 1 vs. Cleveland (1/10/21)



6 NICK FOLK

**KICKER • 6'1" • 225 LBS • COLLEGE: ARIZONA
ACQUIRED: TRADE (NE) - 2023 • NFL EXPERIENCE (NFL/TITANS): 16/1
HOMETOWN: SHERMAN OAKS, CALIF.
GAMES PLAYED/GAMES STARTED: 222/0 (PLAYOFFS: 6/0)**



Pro Bowl: 2007

PRO: The Titans acquired Nick Folk prior to the start of the 2023 regular season to add stability and veteran experience to the kicking game. Prior to arriving in Tennessee, the 6-foot-1-inch, 225-pounder appeared in 211 games over 15 seasons with the Dallas Cowboys (2007-09), N.Y. Jets (2010-16), Tampa Bay Buccaneers (2017) and New England Patriots (2019-22). The University of Arizona product became the 35th NFL player to reach 300 career field goals and he holds the NFL record with 64 consecutive regular season field goals made under 50 yards.

CAREER HIGHLIGHTS:

- Enters the 2023 season tied with Eddie Money for 23rd in NFL history with 353 career field goals and ranks fifth among active kickers.
- Is one of six NFL players to have at least five seasons with 30 field goals.
- Enters the 2023 season with a streak to 60 straight field goals made under 40 yards. The NFL record for most consecutive field goals made under 40 yards is 70 by Baltimore's Justin Tucker (2016-20).
- Holds the NFL record with 64 consecutive regular season field goals made under 50 yards.

TITANS TIDBITS:

- Folk is a dual citizen of both the United States and Germany.
- Folk's mother is a direct descendant of William Bradford, an original Mayflower passenger and governor of Plymouth Colony.
- The Children's Tumor Foundation has a special place in Folk's heart. His cousin, Blake, has neurofibromatosis (NF), a genetic disorder that causes tumors to grow on nerves throughout the body. The term NF represents three distinct disorders: NF1, NF2 and schwannomatosis. For Blake, his NF impacts him most where his optic nerves cross in his brain. He currently has five brain tumors. Though NF affects over 2.5 million people worldwide, it is still relatively unknown in the general public. The Children's Tumor Foundation's MAKE NF VISIBLE campaign brings awareness and inclusion to all NF patients. Those with visible signs of NF struggle to be seen as more than just their NF, while patients whose NF is invisible struggle to make others understand. MAKE NF VISIBLE is about seeing NF, and seeing the person living with it. Learn more at makenfvisible.org.

CAREER TRANSACTIONS:

- The Sherman Oaks, Calif., native was originally selected by the Dallas Cowboys in the sixth round (178th overall) of the 2007 NFL Draft.
- Waived by the Cowboys on Dec. 22, 2009.
- Signed by the N.Y. Jets as a free agent on Feb. 23, 2010.
- Released by the Jets on Feb. 24, 2017.
- Signed by the Tampa Bay Buccaneers as a free agent on March 20, 2017.
- Released by the Buccaneers on Feb. 22, 2018.
- Signed by the New England Patriots as a free agent on Oct. 30, 2019.
- Released by the Patriots on Nov. 29, 2019 and re-signed by the team on Dec. 7, 2019.
- Released by the Patriots on Sept. 5, 2020 and signed to the team's practice squad a day later.
- Activated from the practice squad to the active roster standard elevation on Sept. 12, 2020.
- Signed by the Patriots to their active roster from the practice squad on Sept. 16, 2020.
- Released by the Patriots on Aug. 31, 2021 and signed to the team's practice squad a day later.
- Activated from the practice squad to the active roster standard elevation

on Sept. 11, 2021.

- Activated from the practice squad to the active roster standard elevation on Sept. 18, 2021.
- Signed by the Patriots to their active roster from the practice squad on Sept. 21, 2021.
- Traded by the Patriots to the Titans on Aug. 29, 2023 in exchange for a 2025 seventh-round pick.

SEASON RECAPS:

2023 (11/0 - Tennessee): Ranks eighth in the AFC among kickers with 83 points. Has made 74 consecutive field goals on attempts from less than 40 yards which is a new NFL record for the most consecutive field goals made under 40 yards. Named AFC Special Teams Player of the Week after nailing the game-winning field goal against the L.A. Chargers (9/17/23).

- At New Orleans (9/10), made his Titans debut and connected on all five of his field goals (50, 27, 31, 45, 29) which tied his career-high mark. Gave the Titans an early 3-0 lead with a 50-yard field goal in the opening quarter. Increased the Titans lead to 6-3 with a 27-yard field goal in the opening stanza. Nailed a 31-yard field goal to give the Titans a 9-6 halftime advantage. Cut the Saints' lead to 16-12 with a 45-yard field goal early in the fourth quarter. Connected on a 29-yard field goal to pull the Titans to within one at 16-15 with 2:20 remaining in the game.
- Against L.A. Chargers (9/17), named AFC Special Teams Player of the Week after making good on both of his field goals (33, 41) and all three extra point chances. Connected on his 13th career game-winning field goal. Cut the Chargers' lead to 14-10 with a 33-yard field goal as time expired in the first half. Nailed the game-winning, 41-yard field goal midway through the overtime session.
- At Cleveland (9/24), connected on his lone field goal attempt (44). Evened the score at 3-3 with a 44-yard field goal early in the second quarter.
- Against Cincinnati (10/1), made good on both field goals (53, 35) and all three extra point tries. Evened the score at 3-3 with a 53-yard field goal in the opening stanza. Increased the Titans' advantage with a 35-yard field goal in the third quarter.
- At Indianapolis (10/8), made good on all three field goal attempts (27, 53, 34) and his lone extra point chance. Gave the Titans an early 3-0 lead with a 27-yard field goal in the opening quarter. Cut the Colts' lead to 10-6 with a 53-yard field goal in the second stanza. Connected on a 34-yard field goal to get the Titans to within a point at 17-16 late in the third quarter.
- In London, against Baltimore (10/15), connected on all three field goals (26, 27, 38) and his lone extra point chance. Evened the score at 3-3 with a 26-yard field goal in the first quarter. Nailed a 27-yard field goal to cut the Ravens' lead to 18-6 in the third quarter. Made it a one-score game with a 38-yard field goal late in the final stanza.
- Against Atlanta (10/29), made good on all four extra point chances.
- At Pittsburgh (11/2), connected on all three field goals (36, 26, 48) and his lone extra point try. Registered his 51st career game with three or more field goals. With a 36-yard field goal in the first quarter, set a new NFL record for the most consecutive field goals made under 40 yards. It was his 71st such field goal without a miss, breaking the mark established by Justin Tucker from 2016 to 2020. Nailed a 36-yard field goal as time expired in the first half to give the Titans a 13-10 halftime advantage. Made good on a 48-yard field goal late in the third quarter to give the Titans a 16-13 lead.
- At Tampa Bay (11/12), made good on two of three field goal attempts (38, 27). Gave the Titans an early 3-0 lead with a 38-yard field goal in the opening stanza. Made 20 consecutive field goals as a member of the Titans, which tied for the longest streak in franchise history before missing a 51-yard attempt in the second quarter. Connected on a 27-yard field goal early in the fourth quarter.

- At Jacksonville (11/19), made good on both of his extra point chances.
- Against Carolina (11/26), connected on his lone field goal attempt (53) and both extra point chances. Gave the Titans a 17-3 lead with a 53-yard field goal as time expired in the first half.

2022 (17/0 - New England): Played in all 17 games and made 32 of 37 field goal attempts and 32 of 35 extra point attempts for 128 total points. Kicked five field goals in two games: against Detroit (10/9) and at the N.Y. Jets (10/30). Was AFC Special Teams Player of the Week for his performance against the Jets.

- At Cleveland (10/16), extended his NFL record to 64 straight field goals made under 50 yards with a 19-yard field goal in the first quarter, but the streak ended in the fourth quarter with a 45-yard field goal that was wide right. It was Folk's first miss from inside the 50-yard line since a 45-yard field goal attempt in the 2020 season-opener against Miami on Sept. 13.
- At Buffalo (1/8), made a 24-yard field goal in the third quarter to extend his streak to 60 straight field goals made under 40 yards. His last miss under 40 yards was a 31-yard field goal attempt on Oct. 12, 2017 against New England when he played for Tampa Bay.

2021 (17/0, 1/0 - New England): Began the season on the practice squad. Was elevated to the active roster for the first two games before being signed to the 53-man roster on Sept. 21. Played in all 17 regular season games and recorded an NFL-leading 150 points (tied with Daniel Carlson of the Raiders). Finished the season 36 of 39 on field goals and 42 of 47 on extra points. His 92.3 conversion rate was the second-highest of his career, behind the 92.9 mark he set in 2020. Had a career-high 36 field goals, which was second in the NFL. Tied the team record for most 50-yard field goals in a season with five 50-yard field goals. Had four or more field goals in a game five times. Became the 35th NFL player to reach 300 career field goals.

- Against Tampa Bay (10/3), set the Patriots team-record with 36 consecutive field goals with a 27-yarder before missing a 56-yarder with under a minute to go in the game, ending his streak. The 36 straight field goals are tied for the sixth-longest streak in NFL history.
- At Houston (10/10), connected on all four field goals in the victory (52, 52, 32 and 21) and earned AFC Special Teams Player of the Week for his performance.
- Against Tennessee (11/28), connected on five of six field goals (22, 37, 44, 28 and 52) and set a career-high with 18 total points.

2020 (16/0 - New England): Initially began the season on the practice squad before being added to the 53-man roster prior to the season opener. Played in all 16 games and finished the season 26 of 28 on field goals and 30 of 33 on extra points. The 92.9 field goal conversion rate marked the highest percentage of his career and the third-highest in team history. Finished the season with 26 consecutive made field goals. After missing his first two field goals of the season, Folk did not miss, marking the second-longest field goal streak in team history and the longest streak in his career. Became the first kicker in NFL history to kick two game-winning field goals as time expired in a single season in NFL history. Kicked a 51-yarder at N.Y. Jets (11/9) and a 50-yarder vs. Arizona (11/29) with no time left to win both contests.

- At N.Y. Jets (11/9), lifted the Patriots to a 30-27 win with a 51-yard field as time expired, the longest game-winning field goal as time expired in team history. Went three for three on field goals overall and made all three extra point attempts. Was named AFC Special Teams Player of the Week.
- Against Arizona (11/29), successfully made both extra point attempts and went two for two on field goals, including a game-winning, walk-off 50-yard field goal as time expired in the win. Was named AFC Special Teams Player of the Week.

2019 (7/0, 1/0 - New England): Appeared in seven regular season games with the Patriots and successfully converted 14 of 17 field goal attempts and all 12 extra point tries. Was released on Nov. 29 and re-signed on Dec. 7. Saw action in the playoff contest and connected on both field goals and an extra point.

- At Baltimore (11/3), made his Patriots debut and booted both field goals (22, 19) and made both extra points he attempted in the loss.
- At Philadelphia (11/17), made all three field goals he attempted (35, 22, 39) in the win.
- Against Buffalo (12/21), connected on all four kicks he attempted with three field goals (36, 51, 20) and one extra point in the win. The 51-yard field goal in the third quarter was his season-long.
- Against Tennessee (1/4), made both field goals (36, 21) he attempted and

an extra point in the AFC Wild Card loss.

2018 (0/0): Was out of the National Football League. Spent the 2019 NFL offseason with the Arizona Hotshots of the Alliance of American Football.

2017 (4/0 - Tampa Bay): Played in four games for the Buccaneers and converted six of 11 field-goals and seven of nine extra points before suffering a season-ending injury. Placed on injured reserve on Oct. 9 and missed the final 12 contests.

2016 (16/0 - N.Y. Jets): Played in all 16 games and made 27 of 31 field goals and 24 of 26 extra points. Posted five games of three or more made field goals.

- At Buffalo (9/15), registered a season-high 13 points, including tying a season-high with four extra points.
- Against New England (11/27), connected on a season-long 51-yard field goal.

2015 (8/0 - N.Y. Jets): Appeared in eight games for the Jets and converted 13 of 16 field goals and all 19 extra points. Was placed on season-ending injured reserve on Nov. 10.

- At New England (10/25), connected on all three field-goal attempts and both extra-point attempts for a season-high 11 points, including a season-long 55-yard field goal.

2014 (16/0 - N.Y. Jets): Played in all 16 games and successfully made 32 of 39 field goal attempts and all 23 extra points. Had five games of three or more made field goals.

- Against Buffalo (10/26), booted a season-long 55-yard field goal.
- At Minnesota (12/7), connected on a career-high five field goals and an extra point for a season-high 16 points.

2013 (16/0 - N.Y. Jets): Saw action in all 16 games and converted 33 of 36 field goals and all 27 extra points for 126 points scored. Had five games of three or more made field goals.

- Against Tampa Bay (9/8), was named AFC Special Teams Player of the Week after successfully booting an extra point and three field goals, including a late-game winner in the season-opening win.
- Against New Orleans (11/3), posted a season-high 14 points on four field-goals and two extra points, earning AFC Special Teams Player of the Week for his efforts.
- At Carolina (12/15), kicked a season-long 54-yard field goal.

2012 (16/0 - N.Y. Jets): Played in all 16 games and converted 21 of 27 field goals and all 30 extra points attempted, finishing the season with 93 points.

- Against Buffalo (9/9), tied a career-high with six extra points made and kicked two field goals in the season-opening win.
- At New England (10/21), tallied a season-high 14 points by connecting on all four field goal attempts and two extra points. Kicked a season-long 54-yard field goal.

2011 (16/0 - N.Y. Jets): Kicked in all 16 games and finished the season making good on 19 of 25 field goals and 44 of 44 on extra points for 101 points.

- Against Jacksonville (9/18), posted a season-high 12 points scored on three field goals and three extra points made.
- At Washington (12/4), booted a season-long 51-yard field goal in the win.

2010 (16/0, 3/0 - N.Y. Jets): Played in all 16 regular season contests and successfully converted 30 of 39 field goals and all 37 extra points, tallying 127 points. Saw action in all three playoff games and converted two of three field goals and all eight extra-point attempts.

- Against Minnesota (10/11), notched a single-game career-high 17 points after kicking five field goals and two extra points in the win. His five field goals made also tied a career high.
- At Denver (10/17), booted a career-long 56-yard field goal.

2009 (14/0 - Dallas): Appeared in 14 games for the Cowboys and converted 18 of 28 field-goal attempts and all 36 extra points, finishing the season with 90 points. Released by Dallas on Dec. 22.

- Against Atlanta (10/25), tallied a season-high 13 points on three made field goals and four extra points in the win.

2008 (16/0 - Dallas): Played in all 16 games for the Cowboys, scoring 102

points on 20 of 22 field goals and all 42 extra points attempted.

- Against San Francisco (11/23), registered a season-high 15 points on four made field goals and three extra points in the win.

2007 (16/0, 1/0 - Dallas): Kicked in all 16 regular season games as a rookie for the Cowboys, posting 131 points on 26 of 31 field goals and 53 of 53 extra points. Successfully converted one field goal and two extra points in the divisional playoffs. Earned Pro Bowl honors and was named to the PFWA All-Rookie Team.

- Against N.Y. Giants (9/9), made his NFL debut and made a single-game career-high six extra points in the season-opening win. Also made one field goal.
- At Buffalo (10/8), named NFC Special Teams Player of the Week for converting all four field-goal attempts and an extra points in the win.

COLLEGE:

- Played collegiately at Arizona, where he made 30 of 47 field goals, with a long of 53 yards. Also went 79 of 81 on extra points.
- Also had 96 punts for 4,242 yards (44.2 avg.), including a long of 61 yards.
- As a senior (2006), earned first-team All-Pac-10 honors after hitting on 15 of 20 field goal attempts, with a long of 52 yards.
- Earned honorable mention All-Pac-10 honors as a junior (2005), making 31 of 33 extra points and seven of 11 field goals.
- Won the starting kicking job as a sophomore for the Wildcats (2004) and earned All-Pac-10 honorable mention after making eight of 13 field goal attempts and all 18 of his extra points.
- As a redshirt freshman (2003), played in 10 games and took over as the placekicker in the last four contests.
- Majored in marketing at Arizona.

PERSONAL:

- Attended Notre Dame High School (Sherman Oaks, Calif.), where he was named to the All-California Interscholastic Federation Southern Section second-team kicker and first-team punter.
- Finished his prep career by hitting five-of-nine field goal attempts, including a long of 52 yards.
- Lettered four years in football and soccer.
- Was named to All-Mission League Academic Team and won the Scholar-Athlete Award.
- Married to wife, Julianne.
- Follow Folk on Instagram and Twitter @nickfolk2.
- Born Nicholas Alexander Folk on Nov. 5, 1984 in Los Angeles, Calif.

NICK FOLK'S GAME-BY-GAME

2007 Dallas Cowboys

| Date | Opp | W/L | PAT | | FG | | | 1-19 | | 20-29 | | 30-39 | | 40-49 | | 50+ | | LG | Pts | Kick-by-Kick | Kickoffs | | | |
|-----------------|-------------|-----|-----------|-----------|-----------|-----------|--------------|----------|----------|-----------|-----------|----------|----------|----------|----------|----------|----------|-----------|------------|----------------|-----------|-----------|----------|------------|
| | | | Ma | Att | Ma | Att | Pct | Ma | Att | Ma | Att | Ma | Att | Ma | Att | Ma | Att | | | | No | InEZ | TB | PctTB |
| Sept 9 | NYG | W | 6 | 6 | 1 | 1 | 100.0 | 0 | 0 | 0 | 0 | 1 | 1 | 0 | 0 | 0 | 0 | 31 | 9 | 31 | 8 | 4 | 1 | 12.5 |
| Sept 16 | @ Mia | W | 4 | 4 | 3 | 3 | 100.0 | 0 | 0 | 2 | 2 | 0 | 0 | 1 | 1 | 0 | 0 | 47 | 13 | 26, 28, 47 | 8 | 3 | 1 | 12.5 |
| Sept 23 | @ Chi | W | 4 | 4 | 2 | 3 | 66.7 | 0 | 0 | 0 | 1 | 1 | 1 | 1 | 1 | 0 | 0 | 44 | 10 | 30, 23b, 44 | 7 | 2 | 0 | 0.0 |
| Sept 30 | StL | W | 5 | 5 | 0 | 0 | - | 0 | 0 | 0 | 0 | 0 | 0 | 0 | 0 | 0 | 0 | - | 5 | | 6 | 2 | 1 | 16.7 |
| Oct 8 | @ Buf | W | 1 | 1 | 4 | 4 | 100.0 | 0 | 0 | 1 | 1 | 1 | 1 | 1 | 1 | 1 | 1 | 53 | 13 | 47, 29, 37, 53 | 4 | 2 | 0 | 0.0 |
| Oct 14 | NE | L | 3 | 3 | 2 | 2 | 100.0 | 0 | 0 | 1 | 1 | 1 | 1 | 0 | 0 | 0 | 0 | 38 | 9 | 38, 23 | 6 | 1 | 0 | 0.0 |
| Oct 21 | Min | W | 3 | 3 | 1 | 2 | 50.0 | 0 | 0 | 0 | 0 | 0 | 0 | 1 | 1 | 0 | 1 | 45 | 6 | 50m, 45 | 5 | 1 | 1 | 20.0 |
| Nov 4 | @ Phi | W | 5 | 5 | 1 | 1 | 100.0 | 0 | 0 | 1 | 1 | 0 | 0 | 0 | 0 | 0 | 0 | 22 | 8 | 22 | 7 | 0 | 0 | 0.0 |
| Nov. 11 | @ NYG | W | 4 | 4 | 1 | 1 | 100.0 | 0 | 0 | 0 | 0 | 0 | 0 | 1 | 1 | 0 | 0 | 44 | 7 | 44 | 6 | 0 | 0 | 0.0 |
| Nov. 18 | Was | W | 4 | 4 | 0 | 1 | 0.0 | 0 | 0 | 0 | 0 | 0 | 0 | 0 | 0 | 1 | - | 4 | 51m | 5 | 1 | 0 | 0.0 | |
| Nov 22 | NYJ | W | 4 | 4 | 2 | 2 | 100.0 | 0 | 0 | 1 | 1 | 0 | 0 | 1 | 1 | 0 | 0 | 46 | 10 | 46, 27 | 7 | 0 | 0 | 0.0 |
| Nov 29 | GB | W | 4 | 4 | 3 | 3 | 100.0 | 0 | 0 | 2 | 2 | 0 | 0 | 0 | 0 | 1 | 1 | 51 | 13 | 26, 51, 25 | 8 | 1 | 0 | 0.0 |
| Dec 9 | @ Det | W | 4 | 4 | 0 | 1 | 0.0 | 0 | 0 | 0 | 0 | 0 | 0 | 0 | 1 | - | 4 | 50m | | 5 | 1 | 0 | 0.0 | |
| Dec 16 | Phi | L | 0 | 0 | 2 | 2 | 100.0 | 0 | 0 | 1 | 1 | 1 | 1 | 0 | 0 | 0 | 0 | 33 | 6 | 33, 23 | 3 | 0 | 0 | 0.0 |
| Dec 22 | @ Car | W | 2 | 2 | 2 | 2 | 100.0 | 0 | 0 | 1 | 1 | 0 | 0 | 1 | 1 | 0 | 0 | 37 | 8 | 37, 30 | 5 | 0 | 0 | 0.0 |
| Dec 30 | @ Was | L | 0 | 0 | 2 | 3 | 66.7 | 0 | 0 | 0 | 1 | 2 | 2 | 0 | 0 | 0 | 0 | 37 | 6 | 28m, 37, 30 | 3 | 0 | 0 | 0.0 |
| Totals | 13-3 | | 53 | 53 | 26 | 31 | 83.9 | 0 | 0 | 10 | 12 | 7 | 7 | 7 | 7 | 2 | 5 | 53 | 131 | | 93 | 18 | 4 | 4.3 |
| Playoffs | | | | | | | | | | | | | | | | | | | | | | | | |
| Jan 13 | NYG | L | 2 | 2 | 1 | 1 | 100.0 | 0 | 0 | 0 | 0 | 1 | 1 | 0 | 0 | 0 | 0 | 34 | 5 | 34 | 4 | 0 | 0 | 0.0 |
| Totals | 0-1 | | 2 | 2 | 1 | 1 | 100.0 | 0 | 0 | 0 | 0 | 1 | 1 | 0 | 0 | 0 | 0 | 34 | 5 | | 4 | 0 | 0 | 0.0 |

2008 Dallas Cowboys

| Date | Opp | W/L | PAT | | FG | | | 1-19 | | 20-29 | | 30-39 | | 40-49 | | 50+ | | LG | Pts | Kick-by-Kick | Kickoffs | | | |
|---------------|------------|-----|-----------|-----------|-----------|-----------|-------------|----------|----------|----------|----------|----------|----------|-----------|-----------|----------|----------|-----------|------------|----------------|-----------|----------|----------|------------|
| | | | Ma | Att | Ma | Att | Pct | Ma | Att | Ma | Att | Ma | Att | Ma | Att | Ma | Att | | | | No | InEZ | TB | PctTB |
| Sept 7 | @ Cle | W | 4 | 4 | 0 | 0 | - | 0 | 0 | 0 | 0 | 0 | 0 | 0 | 0 | 0 | 0 | - | 4 | | 5 | 1 | 0 | 0.0 |
| Sept 15 | Phi | W | 5 | 5 | 2 | 2 | 100.0 | 0 | 0 | 0 | 0 | 0 | 0 | 1 | 1 | 1 | 1 | 51 | 11 | 51, 47 | 8 | 0 | 0 | 0.0 |
| Sept 21 | @ GB | W | 3 | 3 | 2 | 2 | 100.0 | 0 | 0 | 1 | 1 | 1 | 1 | 0 | 0 | 0 | 0 | 39 | 9 | 25, 39 | 6 | 0 | 0 | 0.0 |
| Sept 28 | Was | L | 3 | 3 | 1 | 1 | 100.0 | 0 | 0 | 0 | 0 | 1 | 1 | 0 | 0 | 0 | 0 | 36 | 6 | 36 | 3 | 2 | 0 | 0.0 |
| Oct 5 | Cin | W | 4 | 4 | 1 | 1 | 100.0 | 0 | 0 | 0 | 0 | 1 | 1 | 0 | 0 | 0 | 0 | 30 | 7 | 30 | 6 | 2 | 0 | 0.0 |
| Oct 12 | @ Ari | L | 3 | 3 | 1 | 2 | 50.0 | 0 | 0 | 0 | 0 | 0 | 1 | 0 | 0 | 1 | 1 | 52 | 6 | 37m, 52 | 4 | 0 | 0 | 0.0 |
| Oct 19 | @ StL | L | 2 | 2 | 0 | 1 | 0.0 | 0 | 0 | 0 | 0 | 0 | 0 | 0 | 1 | 0 | 0 | - | 2 | 46m | 3 | 0 | 0 | 0.0 |
| Oct 26 | TB | W | 1 | 1 | 2 | 2 | 100.0 | 0 | 0 | 0 | 0 | 1 | 1 | 1 | 1 | 0 | 0 | 45 | 7 | 38, 45 | 2 | 1 | 0 | 0.0 |
| Nov 2 | @ NYG | L | 2 | 2 | 0 | 0 | - | 0 | 0 | 0 | 0 | 0 | 0 | 0 | 0 | 0 | 0 | - | 2 | | 3 | 0 | 0 | 0.0 |
| Nov 16 | @ Was | W | 2 | 2 | 0 | 0 | - | 0 | 0 | 0 | 0 | 0 | 0 | 0 | 0 | 0 | 0 | - | 2 | | 3 | 0 | 0 | 0.0 |
| Nov 23 | SF | W | 3 | 3 | 4 | 4 | 100.0 | 0 | 0 | 0 | 0 | 0 | 0 | 4 | 4 | 0 | 0 | 48 | 15 | 48, 41, 47, 42 | 8 | 0 | 0 | 0.0 |
| Nov 27 | Sea | W | 4 | 4 | 2 | 2 | 100.0 | 0 | 0 | 0 | 0 | 0 | 0 | 2 | 2 | 0 | 0 | 42 | 10 | 41, 42 | 7 | 1 | 0 | 0.0 |
| Dec 7 | @ Pit | L | 1 | 1 | 2 | 2 | 100.0 | 0 | 0 | 0 | 0 | 1 | 1 | 1 | 1 | 0 | 0 | 44 | 7 | 44, 33 | 3 | 0 | 0 | 0.0 |
| Dec 14 | NYG | W | 2 | 2 | 0 | 0 | - | 0 | 0 | 0 | 0 | 0 | 0 | 0 | 0 | 0 | 0 | - | 2 | | 4 | 1 | 0 | 0.0 |
| Dec 20 | Bal | L | 3 | 3 | 1 | 1 | 100.0 | 0 | 0 | 0 | 0 | 1 | 1 | 0 | 0 | 0 | 0 | 35 | 6 | 35 | 5 | 0 | 0 | 0.0 |
| Dec 28 | @ Phi | L | 0 | 0 | 2 | 2 | 100.0 | 0 | 0 | 0 | 0 | 1 | 1 | 1 | 1 | 0 | 0 | 42 | 6 | 37, 42 | 3 | 0 | 0 | 0.0 |
| Totals | 9-7 | | 42 | 42 | 20 | 22 | 90.9 | 0 | 0 | 1 | 1 | 7 | 8 | 10 | 11 | 2 | 2 | 52 | 102 | | 73 | 8 | 0 | 0.0 |

NICK FOLK'S GAME-BY-GAME CONT.

2009 Dallas Cowboys

| Date | Opp | W/L | PAT | | FG | | | 1-19 | | 20-29 | | 30-39 | | 40-49 | | 50+ | | LG | Pts | Kick-by-Kick | Kickoffs | | | |
|---------------------------|-------|------------|-----------|-----------|-----------|-----------|-------------|----------|----------|----------|----------|----------|----------|----------|-----------|----------|----------|-----------|-----------|--------------|----------|----------|----------|----------|
| | | | Ma | Att | Ma | Att | Pct | Ma | Att | Ma | Att | Ma | Att | Ma | Att | Ma | Att | | | | No | InEZ | TB | PctTB |
| Sept 13 | @ TB | W | 4 | 4 | 2 | 2 | 100.0 | 0 | 0 | 1 | 1 | 0 | 0 | 0 | 0 | 1 | 1 | 51 | 10 | 51, 22 | 0 | 0 | 0 | - |
| Sept 20 | NYG | L | 4 | 4 | 1 | 1 | 100.0 | 0 | 0 | 0 | 0 | 0 | 0 | 1 | 1 | 0 | 0 | 47 | 7 | 47 | 0 | 0 | 0 | - |
| Sept 28 | Car | W | 1 | 1 | 2 | 3 | 66.7 | 1 | 1 | 1 | 1 | 0 | 0 | 0 | 1 | 0 | 0 | 24 | 7 | 40m, 24, 19 | 0 | 0 | 0 | - |
| Oct 4 | @ Den | L | 1 | 1 | 1 | 1 | 100.0 | 0 | 0 | 0 | 0 | 0 | 0 | 1 | 1 | 0 | 0 | 49 | 4 | 49 | 0 | 0 | 0 | - |
| Oct 11 | @ KC | W | 2 | 2 | 2 | 3 | 66.7 | 0 | 0 | 2 | 2 | 0 | 0 | 0 | 1 | 0 | 0 | 28 | 8 | 40m, 22, 28 | 0 | 0 | 0 | - |
| Oct 25 | Atl | W | 4 | 4 | 3 | 3 | 100.0 | 0 | 0 | 0 | 0 | 2 | 2 | 1 | 1 | 0 | 0 | 46 | 13 | 38, 46, 34 | 0 | 0 | 0 | - |
| Nov 1 | Sea | W | 5 | 5 | 1 | 2 | 50.0 | 0 | 0 | 0 | 0 | 0 | 0 | 1 | 2 | 0 | 0 | 40 | 8 | 48m, 40 | 0 | 0 | 0 | - |
| Nov 8 | @ Phi | W | 2 | 2 | 2 | 2 | 100.0 | 0 | 0 | 1 | 1 | 1 | 1 | 0 | 0 | 0 | 0 | 33 | 8 | 22, 33 | 0 | 0 | 0 | - |
| Nov 15 | @ GB | L | 1 | 1 | 0 | 1 | 0.0 | 0 | 0 | 0 | 0 | 0 | 1 | 0 | 0 | 0 | 0 | - | 1 | 38m | 0 | 0 | 0 | - |
| Nov 22 | Was | W | 1 | 1 | 0 | 1 | 0.0 | 0 | 0 | 0 | 0 | 0 | 0 | 0 | 1 | 0 | 0 | - | 1 | 46m | 0 | 0 | 0 | - |
| Nov 26 | Oak | W | 3 | 3 | 1 | 2 | 50.0 | 0 | 0 | 0 | 0 | 1 | 1 | 0 | 1 | 0 | 0 | 36 | 6 | 36, 49m | 0 | 0 | 0 | - |
| Dec 6 | @ NYG | L | 3 | 3 | 1 | 3 | 33.3 | 0 | 0 | 0 | 0 | 1 | 1 | 0 | 1 | 0 | 1 | 34 | 6 | 34, 57m, 42m | 0 | 0 | 0 | - |
| Dec 13 | SD | L | 2 | 2 | 1 | 2 | 50.0 | 0 | 0 | 0 | 0 | 1 | 1 | 0 | 1 | 0 | 0 | 31 | 5 | 31, 42m | 0 | 0 | 0 | - |
| Dec 19 | @ NO | W | 3 | 3 | 1 | 2 | 50.0 | 0 | 0 | 0 | 1 | 0 | 0 | 1 | 1 | 0 | 0 | 44 | 6 | 44, 24m | 0 | 0 | 0 | - |
| Released on Dec. 22, 2009 | | | | | | | | | | | | | | | | | | | | | | | | |
| Totals | | 9-5 | 36 | 36 | 18 | 28 | 64.3 | 1 | 1 | 5 | 6 | 6 | 7 | 5 | 12 | 1 | 2 | 51 | 90 | | 0 | 0 | 0 | - |

2010 N.Y. Jets

| Date | Opp | W/L | PAT | | FG | | | 1-19 | | 20-29 | | 30-39 | | 40-49 | | 50+ | | LG | Pts | Kick-by-Kick | Kickoffs | | | |
|-----------------|-------|-------------|-----------|-----------|-----------|-----------|-------------|----------|----------|-----------|-----------|-----------|-----------|----------|----------|----------|----------|-----------|------------|-----------------------|-----------|-----------|----------|------------|
| | | | Ma | Att | Ma | Att | Pct | Ma | Att | Ma | Att | Ma | Att | Ma | Att | Ma | Att | | | | No | InEZ | TB | PctTB |
| Sept 13 | Bal | L | 0 | 0 | 3 | 3 | 100.0 | 0 | 0 | 2 | 2 | 0 | 0 | 1 | 1 | 0 | 0 | 48 | 9 | 23, 28, 48 | 4 | 0 | 0 | 0.0 |
| Sept 19 | NE | W | 2 | 2 | 2 | 2 | 100.0 | 0 | 0 | 0 | 0 | 1 | 1 | 1 | 1 | 0 | 0 | 49 | 8 | 49, 36 | 5 | 2 | 0 | 0.0 |
| Sept 26 | @ Mia | W | 4 | 4 | 1 | 2 | 50.0 | 0 | 0 | 0 | 0 | 1 | 1 | 0 | 0 | 0 | 1 | 30 | 7 | 61b, 30 | 6 | 2 | 0 | 0.0 |
| Oct 3 | @ Buf | W | 5 | 5 | 1 | 2 | 50.0 | 1 | 1 | 0 | 0 | 0 | 1 | 0 | 0 | 0 | 0 | 19 | 8 | 30m, 19 | 7 | 1 | 1 | 14.3 |
| Oct 11 | Min | W | 2 | 2 | 5 | 5 | 100.0 | 0 | 0 | 2 | 2 | 2 | 2 | 0 | 0 | 1 | 1 | 53 | 17 | 25, 53, 22, 34, 31 | 8 | 3 | 0 | 0.0 |
| Oct 17 | @ Den | W | 3 | 3 | 1 | 1 | 100.0 | 0 | 0 | 0 | 0 | 0 | 0 | 0 | 0 | 1 | 1 | 56 | 6 | 56 | 5 | 5 | 5 | 100.0 |
| Oct 31 | GB | L | 0 | 0 | 0 | 1 | 0.0 | 0 | 0 | 0 | 0 | 0 | 1 | 0 | 0 | 0 | 0 | - | 0 | 37m | 1 | 0 | 0 | 0.0 |
| Nov 7 | @ Det | W | 2 | 2 | 3 | 3 | 100.0 | 0 | 0 | 0 | 0 | 3 | 3 | 0 | 0 | 0 | 0 | 36 | 11 | 31, 36, 30 | 4 | 3 | 0 | 0.0 |
| Nov 14 | @ Cle | W | 2 | 2 | 2 | 5 | 40.0 | 0 | 0 | 2 | 3 | 0 | 0 | 0 | 2 | 0 | 0 | 27 | 8 | 27, 48m, 24m, 25, 47m | 5 | 1 | 1 | 20.0 |
| Nov 21 | Hou | W | 3 | 3 | 3 | 4 | 75.0 | 0 | 0 | 0 | 0 | 3 | 3 | 0 | 0 | 0 | 1 | 37 | 12 | 37, 33, 53m, 30 | 7 | 0 | 0 | 0.0 |
| Nov 25 | Cin | W | 3 | 3 | 1 | 2 | 50.0 | 0 | 0 | 1 | 1 | 0 | 0 | 0 | 1 | 0 | 0 | 27 | 6 | 27, 44m | 5 | 0 | 0 | 0.0 |
| Dec 6 | @ NE | L | 0 | 0 | 1 | 2 | 50.0 | 0 | 0 | 0 | 0 | 1 | 1 | 0 | 0 | 0 | 1 | 39 | 3 | 53m, 39 | 2 | 0 | 0 | 0.0 |
| Dec 12 | Mia | L | 0 | 0 | 2 | 2 | 100.0 | 0 | 0 | 0 | 0 | 1 | 1 | 1 | 1 | 0 | 0 | 42 | 6 | 35, 42 | 3 | 1 | 0 | 0.0 |
| Dec 19 | @ Pit | W | 2 | 2 | 2 | 2 | 100.0 | 0 | 0 | 1 | 1 | 1 | 1 | 0 | 0 | 0 | 0 | 34 | 8 | 25, 34 | 5 | 0 | 0 | 0.0 |
| Dec 26 | @ Chi | L | 4 | 4 | 2 | 2 | 100.0 | 0 | 0 | 1 | 1 | 1 | 1 | 0 | 0 | 0 | 0 | 34 | 10 | 26, 34 | 7 | 0 | 0 | 0.0 |
| Jan 2 | Buf | W | 5 | 5 | 1 | 1 | 100.0 | 0 | 0 | 1 | 1 | 0 | 0 | 0 | 0 | 0 | 0 | 28 | 8 | 28 | 7 | 0 | 0 | 0.0 |
| Totals | | 11-5 | 37 | 37 | 30 | 39 | 76.9 | 1 | 1 | 10 | 11 | 14 | 16 | 3 | 6 | 2 | 5 | 56 | 127 | | 81 | 18 | 7 | 8.6 |
| Playoffs | | | | | | | | | | | | | | | | | | | | | | | | |
| Jan 8 | @ Ind | W | 2 | 2 | 1 | 1 | 100.0 | 0 | 0 | 0 | 0 | 1 | 1 | 0 | 0 | 0 | 0 | 32 | 5 | 32 | 3 | 2 | 1 | 33.3 |
| Jan 16 | @ NE | W | 4 | 4 | 0 | 1 | 0.0 | 0 | 0 | 0 | 0 | 0 | 1 | 0 | 0 | 0 | 0 | - | 4 | 30m | 5 | 1 | 0 | 0.0 |
| Jan 23 | @ Pit | L | 2 | 2 | 1 | 1 | 100.0 | 0 | 0 | 0 | 0 | 0 | 0 | 1 | 1 | 0 | 0 | 42 | 5 | 42 | 4 | 0 | 0 | 0.0 |
| Totals | | 2-1 | 8 | 8 | 2 | 3 | 66.7 | 0 | 0 | 0 | 0 | 1 | 2 | 1 | 1 | 0 | 0 | 42 | 14 | | 12 | 3 | 1 | 8.3 |

2011 N.Y. Jets

| Date | Opp | W/L | PAT | | FG | | | 1-19 | | 20-29 | | 30-39 | | 40-49 | | 50+ | | LG | Pts | Kick-by-Kick | Kickoffs | | | |
|---------------|-------|------------|-----------|-----------|-----------|-----------|-------------|----------|----------|----------|----------|----------|----------|----------|----------|----------|----------|-----------|------------|------------------|-----------|-----------|-----------|-------------|
| | | | Ma | Att | Ma | Att | Pct | Ma | Att | Ma | Att | Ma | Att | Ma | Att | Ma | Att | | | | No | InEZ | TB | PctTB |
| Sept 11 | Dal | W | 3 | 3 | 2 | 2 | 100.0 | 0 | 0 | 0 | 0 | 1 | 1 | 0 | 0 | 1 | 1 | 50 | 9 | 34, 50 | 6 | 5 | 4 | 66.7 |
| Sept 18 | Jax | W | 3 | 3 | 3 | 3 | 100.0 | 0 | 0 | 1 | 1 | 1 | 1 | 1 | 1 | 0 | 0 | 45 | 12 | 38, 45, 23 | 7 | 3 | 1 | 14.3 |
| Sept 25 | @ Oak | L | 3 | 3 | 1 | 1 | 100.0 | 0 | 0 | 1 | 1 | 0 | 0 | 0 | 0 | 0 | 0 | 21 | 6 | 21 | 5 | 4 | 2 | 40.0 |
| Oct 2 | @ Bal | L | 2 | 2 | 1 | 1 | 100.0 | 0 | 0 | 0 | 0 | 0 | 0 | 1 | 1 | 0 | 0 | 40 | 5 | 40 | 4 | 0 | 0 | 0.0 |
| Oct 9 | @ NE | L | 3 | 3 | 0 | 0 | - | 0 | 0 | 0 | 0 | 0 | 0 | 0 | 0 | 0 | 0 | - | 3 | 27, 44m | 4 | 3 | 1 | 25.0 |
| Oct 17 | Mia | W | 3 | 3 | 1 | 1 | 100.0 | 0 | 0 | 1 | 1 | 0 | 0 | 0 | 0 | 0 | 0 | 28 | 6 | 28 | 5 | 5 | 1 | 20.0 |
| Oct 23 | SD | W | 3 | 3 | 2 | 2 | 100.0 | 0 | 0 | 0 | 0 | 2 | 2 | 0 | 0 | 0 | 0 | 35 | 9 | 35, 30 | 6 | 6 | 0 | 0.0 |
| Nov 6 | @ Buf | W | 3 | 3 | 2 | 3 | 66.7 | 0 | 0 | 0 | 0 | 0 | 0 | 1 | 1 | 1 | 2 | 50 | 9 | 49, 50m, 50 | 6 | 2 | 2 | 33.3 |
| Nov 13 | NE | L | 2 | 2 | 0 | 1 | 0.0 | 0 | 0 | 0 | 1 | 0 | 0 | 0 | 0 | 0 | 0 | - | 2 | 24m | 3 | 3 | 1 | 33.3 |
| Nov 17 | @ Den | L | 1 | 1 | 2 | 4 | 50.0 | 0 | 0 | 1 | 1 | 0 | 0 | 1 | 1 | 0 | 2 | 45 | 7 | 52m, 21, 61m, 45 | 4 | 4 | 1 | 25.0 |
| Nov 27 | Buf | W | 4 | 4 | 0 | 0 | - | 0 | 0 | 0 | 0 | 0 | 0 | 0 | 0 | 0 | 0 | - | 4 | - | 5 | 4 | 2 | 40.0 |
| Dec 4 | @ Was | W | 4 | 4 | 2 | 3 | 66.7 | 0 | 0 | 0 | 0 | 0 | 0 | 1 | 2 | 1 | 1 | 51 | 10 | 45, 51, 40m | 7 | 3 | 0 | 0.0 |
| Dec 11 | KC | W | 5 | 5 | 0 | 0 | - | 0 | 0 | 0 | 0 | 0 | 0 | 0 | 0 | 0 | 0 | - | 5 | - | 6 | 0 | 0 | 0.0 |
| Dec 18 | @ Phi | L | 1 | 1 | 2 | 2 | 100.0 | 0 | 0 | 1 | 1 | 1 | 1 | 0 | 0 | 0 | 0 | 39 | 7 | 39, 28 | 5 | 2 | 1 | 20.0 |
| Dec 24 | NYG | L | 2 | 2 | 0 | 1 | 0.0 | 0 | 0 | 0 | 0 | 0 | 0 | 0 | 1 | 0 | 0 | - | 2 | 44m | 3 | 2 | 0 | 0.0 |
| Jan 1 | @ Mia | L | 2 | 2 | 1 | 1 | 100.0 | 0 | 0 | 0 | 0 | 1 | 1 | 0 | 0 | 0 | 0 | 31 | 5 | 31 | 3 | 3 | 1 | 33.3 |
| Totals | | 8-8 | 44 | 44 | 19 | 25 | 76.0 | 0 | 0 | 5 | 6 | 6 | 6 | 5 | 7 | 3 | 6 | 51 | 101 | | 79 | 49 | 17 | 21.5 |

NICK FOLK'S GAME-BY-GAME CONT.

2012 New York Jets

| Date | Opp | W/L | PAT | | FG | | | 1-19 | | 20-29 | | 30-39 | | 40-49 | | 50+ | | LG | Pts | Kick-by-Kick | Kickoffs | | | | |
|---------------|-------|-----|-------------|-----------|-----------|-----------|-----------|-------------|----------|----------|----------|----------|----------|----------|----------|----------|----------|----------|-----------|------------------|----------|-----------|-----------|-----------|-------------|
| | | | Ma | Att | Ma | Att | Pct | Ma | Att | Ma | Att | Ma | Att | Ma | Att | Ma | Att | | | | No | InEZ | TB | PctTB | |
| Sept 9 | Buf | W | 6 | 6 | 2 | 2 | 100.0 | 0 | 0 | 1 | 1 | 1 | 1 | 0 | 0 | 0 | 0 | 39 | 12 | 25, 39 | 9 | 8 | 6 | 66.7 | |
| Sept 16 | @ Pit | L | 1 | 1 | 1 | 1 | 100.0 | 0 | 0 | 0 | 0 | 1 | 1 | 0 | 0 | 0 | 0 | 38 | 4 | 38 | 3 | 2 | 1 | 33.3 | |
| Sept 23 | @ Mia | W | 2 | 2 | 3 | 3 | 100.0 | 0 | 0 | 1 | 1 | 2 | 2 | 0 | 0 | 0 | 0 | 33 | 11 | 33, 20, 33 | 5 | 5 | 1 | 20.0 | |
| Sept 30 | SF | L | 0 | 0 | 0 | 0 | - | 0 | 0 | 0 | 0 | 0 | 0 | 0 | 0 | 0 | 0 | - | 0 | | 1 | 1 | 0 | 0.0 | |
| Oct 8 | Hou | L | 2 | 2 | 1 | 1 | 100.0 | 0 | 0 | 1 | 1 | 0 | 0 | 0 | 0 | 0 | 0 | 21 | 5 | 21 | 3 | 1 | 0 | 0.0 | |
| Oct 14 | Ind | W | 5 | 5 | 0 | 0 | - | 0 | 0 | 0 | 0 | 0 | 0 | 0 | 0 | 0 | 0 | - | 5 | | 6 | 3 | 2 | 33.3 | |
| Oct 21 | @ NE | L | 2 | 2 | 4 | 4 | 100.0 | 0 | 0 | 1 | 1 | 0 | 0 | 2 | 2 | 1 | 1 | 54 | 14 | 54, 21, 43, 43 | 8 | 6 | 1 | 12.5 | |
| Oct 28 | Mia | L | 0 | 0 | 1 | 2 | 50.0 | 0 | 0 | 0 | 0 | 1 | 2 | 0 | 0 | 0 | 0 | 38 | 3 | 35b, 38 | 2 | 0 | 0 | 0.0 | |
| Nov 11 | @ Sea | L | 1 | 1 | 0 | 0 | - | 0 | 0 | 0 | 0 | 0 | 0 | 0 | 0 | 0 | 0 | - | 1 | | 2 | 0 | 0 | 0.0 | |
| Nov 18 | @ STL | W | 3 | 3 | 2 | 4 | 50.0 | 0 | 0 | 0 | 1 | 0 | 0 | 0 | 1 | 2 | 2 | 51 | 9 | 51, 26b, 51, 44m | 6 | 5 | 1 | 16.7 | |
| Nov 22 | NE | L | 2 | 2 | 1 | 1 | 100.0 | 0 | 0 | 0 | 0 | 1 | 1 | 0 | 0 | 0 | 0 | 32 | 5 | 32 | 4 | 0 | 0 | 0.0 | |
| Dec 2 | Ari | W | 1 | 1 | 0 | 2 | 0.0 | 0 | 0 | 0 | 0 | 0 | 0 | 0 | 1 | 0 | 1 | - | 1 | 46m, 52m | 2 | 1 | 0 | 0.0 | |
| Dec 9 | @ Jax | W | 2 | 2 | 1 | 1 | 100.0 | 0 | 0 | 0 | 0 | 0 | 0 | 1 | 1 | 0 | 0 | 44 | 5 | 44 | 4 | 3 | 0 | 0.0 | |
| Dec 17 | @ Ten | L | 1 | 1 | 1 | 1 | 100.0 | 0 | 0 | 1 | 1 | 0 | 0 | 0 | 0 | 0 | 0 | 22 | 4 | 22 | 3 | 1 | 0 | 0.0 | |
| Dec 23 | SD | L | 2 | 2 | 1 | 1 | 100.0 | 0 | 0 | 0 | 0 | 0 | 0 | 1 | 1 | 0 | 0 | 40 | 5 | 40 | 4 | 4 | 0 | 0.0 | |
| Dec 30 | @ Buf | L | 0 | 0 | 3 | 4 | 75.0 | 0 | 0 | 2 | 2 | 0 | 1 | 1 | 1 | 0 | 0 | 47 | 9 | 47, 23, 38, 30b | 4 | 2 | 0 | 0.0 | |
| Totals | | | 6-10 | 30 | 30 | 21 | 27 | 77.8 | 0 | 0 | 7 | 8 | 6 | 8 | 5 | 7 | 3 | 4 | 54 | 93 | | 66 | 42 | 12 | 18.2 |

2013 New York Jets

| Date | Opp | W/L | PAT | | FG | | | 1-19 | | 20-29 | | 30-39 | | 40-49 | | 50+ | | LG | Pts | Kick-by-Kick | Kickoffs | | | | |
|---------------|-------|-----|------------|-----------|-----------|-----------|-----------|-------------|----------|----------|----------|----------|-----------|-----------|-----------|-----------|----------|----------|-----------|----------------|----------|-----------|-----------|-----------|-------------|
| | | | Ma | Att | Ma | Att | Pct | Ma | Att | Ma | Att | Ma | Att | Ma | Att | Ma | Att | | | | No | InEZ | TB | PctTB | |
| Sept 8 | TB | W | 1 | 1 | 3 | 3 | 100.0 | 0 | 0 | 0 | 0 | 1 | 1 | 2 | 2 | 0 | 0 | 48 | 10 | 43, 30, 48 | 5 | 4 | 2 | 40.0 | |
| Sept 12 | @ NE | L | 1 | 1 | 1 | 1 | 100.0 | 0 | 0 | 0 | 0 | 1 | 1 | 0 | 0 | 0 | 0 | 37 | 4 | 37 | 3 | 3 | 2 | 66.7 | |
| Sept 22 | Buf | W | 3 | 3 | 2 | 2 | 100.0 | 0 | 0 | 0 | 0 | 1 | 1 | 1 | 1 | 0 | 0 | 47 | 9 | 47, 34 | 5 | 5 | 4 | 80.0 | |
| Sept 29 | @ Ten | L | 1 | 1 | 2 | 2 | 100.0 | 0 | 0 | 0 | 0 | 0 | 0 | 2 | 2 | 0 | 0 | 47 | 7 | 45, 47 | 4 | 4 | 4 | 100.0 | |
| Oct 7 | @ Atl | W | 3 | 3 | 3 | 3 | 100.0 | 0 | 0 | 1 | 1 | 1 | 1 | 1 | 1 | 0 | 0 | 43 | 12 | 22, 36, 43 | 6 | 5 | 5 | 83.3 | |
| Oct 13 | Pit | L | 0 | 0 | 2 | 2 | 100.0 | 0 | 0 | 1 | 1 | 1 | 1 | 0 | 0 | 0 | 0 | 39 | 6 | 25, 39 | 3 | 2 | 1 | 33.3 | |
| Oct 20 | NE | W | 3 | 3 | 3 | 3 | 100.0 | 0 | 0 | 0 | 0 | 2 | 2 | 1 | 1 | 0 | 0 | 42 | 12 | 37, 37, 42 | 7 | 7 | 3 | 42.9 | |
| Oct 27 | @ Cin | L | 0 | 0 | 3 | 3 | 100.0 | 0 | 0 | 0 | 0 | 0 | 0 | 2 | 2 | 1 | 1 | 50 | 9 | 45, 47, 50 | 4 | 3 | 0 | 0.0 | |
| Nov 3 | NO | W | 2 | 2 | 4 | 4 | 100.0 | 0 | 0 | 1 | 1 | 1 | 1 | 2 | 2 | 0 | 0 | 47 | 14 | 39, 21, 47, 45 | 7 | 5 | 4 | 57.1 | |
| Nov 17 | @ Buf | L | 2 | 2 | 0 | 1 | 0.0 | 0 | 0 | 0 | 0 | 0 | 0 | 0 | 1 | 0 | 0 | - | 2 | 48m | 3 | 3 | 2 | 66.7 | |
| Nov 24 | @ Bal | L | 0 | 0 | 1 | 1 | 100.0 | 0 | 0 | 1 | 1 | 0 | 0 | 0 | 0 | 0 | 0 | 27 | 3 | 27 | 2 | 0 | 0 | 0.0 | |
| Dec 1 | Mia | L | 0 | 0 | 1 | 1 | 100.0 | 0 | 0 | 1 | 1 | 0 | 0 | 0 | 0 | 0 | 0 | 20 | 3 | 20 | 2 | 2 | 0 | 0.0 | |
| Dec 8 | Oak | W | 4 | 4 | 3 | 3 | 100.0 | 0 | 0 | 1 | 1 | 0 | 0 | 1 | 1 | 1 | 1 | 51 | 13 | 41, 23, 51 | 8 | 2 | 0 | 0.0 | |
| Dec 15 | @ Car | L | 2 | 2 | 2 | 2 | 100.0 | 0 | 0 | 0 | 0 | 1 | 1 | 0 | 0 | 1 | 1 | 54 | 8 | 54, 33 | 4 | 2 | 1 | 25.0 | |
| Dec 22 | Cle | W | 3 | 3 | 1 | 2 | 50.0 | 0 | 0 | 1 | 1 | 0 | 0 | 0 | 1 | 0 | 0 | 21 | 6 | 21, 49m | 4 | 3 | 1 | 25.0 | |
| Dec 29 | @ Mia | W | 2 | 2 | 2 | 3 | 66.7 | 0 | 0 | 1 | 1 | 1 | 2 | 0 | 0 | 0 | 0 | 35 | 8 | 35m, 35, 26 | 5 | 2 | 1 | 20.0 | |
| Totals | | | 8-8 | 27 | 27 | 33 | 36 | 91.7 | 0 | 0 | 8 | 8 | 10 | 11 | 12 | 14 | 3 | 3 | 54 | 126 | | 72 | 52 | 30 | 41.7 |

2014 New York Jets

| Date | Opp | W/L | PAT | | FG | | | 1-19 | | 20-29 | | 30-39 | | 40-49 | | 50+ | | LG | Pts | Kick-by-Kick | Kickoffs | | | | |
|---------------|------|-----|-------------|-----------|-----------|-----------|-----------|-------------|----------|----------|-----------|-----------|-----------|-----------|----------|-----------|----------|----------|-----------|---------------------|----------|-----------|-----------|-----------|-------------|
| | | | Ma | Att | Ma | Att | Pct | Ma | Att | Ma | Att | Ma | Att | Ma | Att | Ma | Att | | | | No | InEZ | TB | PctTB | |
| Sept 7 | Oak | W | 1 | 1 | 2 | 2 | 100.0 | 0 | 0 | 0 | 0 | 0 | 0 | 2 | 2 | 0 | 0 | 45 | 7 | 45, 42 | 5 | 4 | 2 | 40.0 | |
| Sept 14 | @GB | L | 3 | 3 | 1 | 1 | 100.0 | 0 | 0 | 0 | 0 | 0 | 0 | 0 | 0 | 1 | 1 | 52 | 6 | 52 | 5 | 4 | 3 | 60.0 | |
| Sept 22 | Chi | L | 1 | 1 | 4 | 4 | 100.0 | 0 | 0 | 2 | 2 | 0 | 0 | 2 | 2 | 0 | 0 | 43 | 13 | 43, 28, 22, 42 | 6 | 4 | 2 | 33.3 | |
| Sept 28 | Det | L | 2 | 2 | 1 | 1 | 100.0 | 0 | 0 | 1 | 1 | 0 | 0 | 0 | 0 | 0 | 0 | 27 | 5 | 27 | 4 | 4 | 2 | 50.0 | |
| Oct 5 | @SD | L | 0 | 0 | 0 | 0 | - | 0 | 0 | 0 | 0 | 0 | 0 | 0 | 0 | 0 | 0 | - | 0 | | 1 | 1 | 1 | 100.0 | |
| Oct 12 | Den | L | 2 | 2 | 1 | 1 | 100.0 | 0 | 0 | 0 | 0 | 1 | 1 | 0 | 0 | 0 | 0 | 30 | 5 | 30 | 4 | 4 | 2 | 50.0 | |
| Oct 16 | @NE | L | 1 | 1 | 4 | 5 | 80.0 | 0 | 0 | 2 | 2 | 0 | 0 | 2 | 2 | 0 | 1 | 47 | 13 | 22, 47, 46, 27, 58b | 6 | 4 | 2 | 33.3 | |
| Oct 26 | Buf | L | 2 | 2 | 1 | 1 | 100.0 | 0 | 0 | 0 | 0 | 0 | 0 | 0 | 0 | 1 | 1 | 55 | 5 | 55 | 4 | 3 | 2 | 50.0 | |
| Nov 2 | @KC | L | 1 | 1 | 1 | 1 | 100.0 | 0 | 0 | 0 | 0 | 1 | 1 | 0 | 0 | 0 | 0 | 39 | 4 | 39 | 2 | 2 | 0 | 0.0 | |
| Nov 9 | Pit | W | 2 | 2 | 2 | 3 | 66.7 | 0 | 0 | 1 | 1 | 1 | 1 | 0 | 1 | 0 | 0 | 30 | 8 | 23, 45m, 30 | 5 | 4 | 1 | 20.0 | |
| Nov 24 | @Buf | L | 0 | 0 | 1 | 1 | 100.0 | 0 | 0 | 1 | 1 | 0 | 0 | 0 | 0 | 0 | 0 | 27 | 3 | 27 | 2 | 1 | 1 | 50.0 | |
| Dec 1 | Mia | L | 1 | 1 | 2 | 4 | 50.0 | 0 | 0 | 0 | 0 | 0 | 0 | 2 | 4 | 0 | 0 | 45 | 7 | 40, 48m, 45, 45m | 4 | 0 | 0 | 0.0 | |
| Dec 7 | @Min | L | 1 | 1 | 5 | 5 | 100.0 | 0 | 0 | 2 | 2 | 2 | 2 | 1 | 1 | 0 | 0 | 44 | 16 | 36, 33, 22, 24, 44 | 7 | 3 | 0 | 0.0 | |
| Dec 14 | @Ten | W | 1 | 1 | 1 | 2 | 50.0 | 0 | 0 | 0 | 0 | 0 | 0 | 0 | 0 | 1 | 2 | 51 | 4 | 53m, 51 | 0 | 0 | 0 | 0.0 | |
| Dec 21 | NE | L | 1 | 1 | 3 | 4 | 75.0 | 0 | 0 | 2 | 2 | 1 | 1 | 0 | 0 | 0 | 1 | 37 | 10 | 26, 23, 37, 52b | 5 | 4 | 0 | 0.0 | |
| Dec 28 | @Mia | W | 4 | 4 | 3 | 4 | 75.0 | 0 | 0 | 2 | 2 | 1 | 1 | 0 | 1 | 0 | 0 | 39 | 13 | 45m, 26, 23, 39 | 8 | 6 | 3 | 60.0 | |
| Totals | | | 4-12 | 23 | 23 | 32 | 39 | 82.1 | 0 | 0 | 13 | 13 | 13 | 13 | 9 | 13 | 3 | 6 | 55 | 119 | | 68 | 48 | 21 | 30.9 |

NICK FOLK'S GAME-BY-GAME CONT.

2015 New York Jets

| Date | Opp | W/L | PAT | | FG | | | 1-19 | | 20-29 | | 30-39 | | 40-49 | | 50+ | | LG | Pts | Kick-by-Kick | Kickoffs | | | |
|---------------|------|-----|------------|-----------|-----------|-----------|-----------|-------------|----------|----------|----------|----------|----------|----------|----------|----------|----------|----------|-----------|--------------|-----------|----------|-----------|-------------|
| | | | Ma | Att | Ma | Att | Pct | Ma | Att | Ma | Att | Ma | Att | Ma | Att | Ma | Att | | | | No | InEZ | TB | PctTB |
| Sept 13 | Cle | W | 4 | 4 | 1 | 1 | 100.0 | 0 | 0 | 0 | 0 | 1 | 1 | 0 | 0 | 0 | 0 | 34 | 7 | 34 | 6 | - | 5 | 83.3 |
| Sept 21 | @Ind | W | 2 | 2 | 2 | 3 | 66.7 | 0 | 0 | 0 | 0 | 1 | 1 | 1 | 2 | 0 | 0 | 46 | 8 | 35, 48m, 46 | 5 | - | 1 | 20.0 |
| Sept 27 | Phi | L | 2 | 2 | 1 | 1 | 100.0 | 0 | 0 | 0 | 0 | 0 | 0 | 0 | 0 | 1 | 1 | 53 | 5 | 53 | 3 | - | 2 | 66.7 |
| Oct 4 | @Mia | W | 3 | 3 | 2 | 3 | 66.7 | 0 | 0 | 1 | 1 | 0 | 0 | 1 | 2 | 0 | 0 | 48 | 9 | 22, 48, 40m, | 6 | - | 0 | 0.0 |
| Oct 18 | Was | W | 4 | 4 | 2 | 3 | 66.7 | 0 | 0 | 0 | 0 | 2 | 2 | 0 | 1 | 0 | 0 | 39 | 10 | 35, 39, 49m | 7 | - | 2 | 28.6 |
| Oct 25 | @NE | L | 2 | 2 | 3 | 3 | 100.0 | 0 | 0 | 1 | 1 | 1 | 1 | 0 | 0 | 1 | 1 | 55 | 11 | 20, 30, 55 | 5 | - | 2 | 40.0 |
| Nov 1 | @Oak | L | 2 | 2 | 2 | 2 | 100.0 | 0 | 0 | 0 | 0 | 1 | 1 | 1 | 1 | 0 | 0 | 40 | 8 | 40, 38 | 5 | - | 1 | 20.0 |
| Nov 8 | Jax | W | 0 | 0 | 0 | 0 | - | 0 | 0 | 0 | 0 | 0 | 0 | 0 | 0 | 0 | 0 | - | 0 | | 0 | - | 0 | 0.0 |
| Totals | | | 5-3 | 19 | 19 | 13 | 16 | 81.3 | 0 | 0 | 2 | 2 | 6 | 6 | 3 | 6 | 2 | 2 | 55 | 58 | 37 | - | 13 | 35.1 |

2016 New York Jets

| Date | Opp | W/L | PAT | | FG | | | 1-19 | | 20-29 | | 30-39 | | 40-49 | | 50+ | | LG | Pts | Kick-by-Kick | Kickoffs | | | |
|---------------|------|-----|-------------|-----------|-----------|-----------|-----------|-------------|----------|----------|-----------|-----------|-----------|-----------|----------|----------|----------|----------|-----------|-----------------|-----------|----------|-----------|-------------|
| | | | Ma | Att | Ma | Att | Pct | Ma | Att | Ma | Att | Ma | Att | Ma | Att | Ma | Att | | | | No | InEZ | TB | PctTB |
| Sept 11 | Cin | L | 1 | 2 | 3 | 4 | 75.0 | 0 | 0 | 2 | 3 | 0 | 0 | 1 | 1 | 0 | 0 | 45 | 10 | 22b, 45, 20, 23 | 6 | - | 3 | 50.0 |
| Sept 15 | @Buf | W | 4 | 4 | 3 | 3 | 100.0 | 0 | 0 | 2 | 2 | 1 | 1 | 0 | 0 | 0 | 0 | 36 | 13 | 28, 29, 36 | 8 | - | 3 | 37.5 |
| Sept 25 | @KC | L | 0 | 0 | 1 | 1 | 100.0 | 0 | 0 | 1 | 1 | 0 | 0 | 0 | 0 | 0 | 0 | 28 | 3 | 28 | 2 | - | 0 | 0.0 |
| Oct 2 | Sea | L | 2 | 2 | 1 | 1 | 100.0 | 0 | 0 | 0 | 0 | 1 | 1 | 0 | 0 | 0 | 0 | 34 | 5 | 34 | 3 | - | 1 | 33.3 |
| Oct 9 | @Pit | L | 1 | 1 | 2 | 2 | 100.0 | 0 | 0 | 0 | 0 | 1 | 1 | 1 | 1 | 0 | 0 | 48 | 7 | 35, 48 | 4 | - | 3 | 75.0 |
| Oct 17 | @Ari | L | 0 | 0 | 1 | 1 | 100.0 | 0 | 0 | 0 | 0 | 1 | 1 | 0 | 0 | 0 | 0 | 39 | 3 | 39 | 2 | - | 2 | 100.0 |
| Oct 23 | Bal | W | 3 | 3 | 1 | 2 | 50.0 | 0 | 0 | 1 | 1 | 0 | 0 | 0 | 0 | 0 | 1 | 22 | 6 | 22, 51b | 5 | - | 5 | 100.0 |
| Oct 30 | @Cle | W | 4 | 4 | 1 | 1 | 100.0 | 0 | 0 | 1 | 1 | 0 | 0 | 0 | 0 | 0 | 0 | 24 | 7 | 24 | 6 | - | 4 | 66.7 |
| Nov 6 | @Mia | L | 2 | 2 | 3 | 3 | 100.0 | 0 | 0 | 3 | 3 | 0 | 0 | 0 | 0 | 0 | 0 | 28 | 11 | 23, 21, 28 | 6 | - | 3 | 50.0 |
| Nov 13 | LA | L | 0 | 1 | 0 | 0 | - | 0 | 0 | 0 | 0 | 0 | 0 | 0 | 0 | 0 | 0 | - | 0 | | 2 | - | 1 | 50.0 |
| Nov 27 | NE | L | 2 | 2 | 1 | 2 | 50.0 | 0 | 0 | 0 | 0 | 0 | 0 | 0 | 0 | 1 | 2 | 51 | 5 | 51, 54b | 4 | - | 3 | 75.0 |
| Dec 5 | Ind | L | 1 | 1 | 1 | 1 | 100.0 | 0 | 0 | 0 | 0 | 1 | 1 | 0 | 0 | 0 | 0 | 38 | 4 | 38 | 3 | - | 2 | 66.7 |
| Dec 11 | @SF | W | 0 | 0 | 3 | 3 | 100.0 | 0 | 0 | 0 | 0 | 2 | 2 | 0 | 0 | 1 | 1 | 50 | 9 | 36, 30, 50 | 6 | - | 5 | 83.3 |
| Dec 17 | Mia | L | 1 | 1 | 2 | 2 | 100.0 | 0 | 0 | 0 | 0 | 1 | 1 | 1 | 1 | 0 | 0 | 48 | 7 | 48, 36, | 4 | - | 0 | 0.0 |
| Dec 24 | @NE | L | 0 | 0 | 1 | 2 | 50.0 | 0 | 0 | 1 | 1 | 0 | 1 | 0 | 0 | 0 | 0 | 29 | 3 | 13m, 29 | 2 | - | 2 | 100.0 |
| Jan 1 | Buf | W | 3 | 3 | 3 | 3 | 100.0 | 0 | 0 | 1 | 1 | 2 | 2 | 0 | 0 | 0 | 0 | 36 | 12 | 30, 36, 25 | 6 | - | 2 | 33.3 |
| Totals | | | 5-11 | 24 | 26 | 27 | 31 | 87.1 | 0 | 0 | 12 | 13 | 10 | 11 | 3 | 3 | 2 | 4 | 51 | 105 | 69 | - | 39 | 56.5 |

2017 Tampa Bay Buccaneers

| Date | Opp | W/L | PAT | | FG | | | 1-19 | | 20-29 | | 30-39 | | 40-49 | | 50+ | | LG | Pts | Kick-by-Kick | Kickoffs | | | |
|---------------|-------|-----|------------|----------|----------|----------|-----------|-------------|----------|----------|----------|----------|----------|----------|----------|----------|----------|----------|-----------|------------------|-----------|----------|-----------|-------------|
| | | | Ma | Att | Ma | Att | Pct | Ma | Att | Ma | Att | Ma | Att | Ma | Att | Ma | Att | | | | No | InEZ | TB | PctTB |
| Sept 17 | Chi | W | 2 | 3 | 3 | 3 | 100.0 | 0 | 0 | 1 | 1 | 0 | 0 | 1 | 1 | 1 | 1 | 50 | 11 | 42, 50, 23 | 6 | - | 4 | 66.7 |
| Sept 24 | @ Min | L | 2 | 2 | 1 | 1 | 100.0 | 0 | 0 | 0 | 0 | 0 | 0 | 1 | 1 | 0 | 0 | 40 | 5 | 40 | 4 | - | 3 | 75.0 |
| Oct 1 | NYG | W | 1 | 2 | 2 | 4 | 50.0 | 0 | 0 | 1 | 1 | 1 | 1 | 0 | 2 | 0 | 0 | 34 | 7 | 46M, 20, 49M, 34 | 5 | - | 5 | 100.0 |
| Oct 5 | NE | L | 2 | 2 | 0 | 3 | 0.0 | 0 | 0 | 0 | 0 | 0 | 1 | 0 | 1 | 0 | 1 | - | 2 | 56M, 49M, 31M | 2 | - | 1 | 50.0 |
| Totals | | | 2-2 | 7 | 9 | 6 | 11 | 54.5 | 0 | 0 | 2 | 2 | 7 | 8 | 2 | 5 | 1 | 2 | 50 | 25 | 17 | - | 13 | 76.5 |

2019 New England Patriots

| Date | Opp | W/L | PAT | | FG | | | 1-19 | | 20-29 | | 30-39 | | 40-49 | | 50+ | | LG | Pts | Kick-by-Kick | Kickoffs | | | | |
|-----------------|-------|-----|------------|-----------|-----------|-----------|-----------|--------------|----------|----------|----------|----------|----------|----------|-----------|-----------|----------|----------|-----------|----------------|---------------|----------|----------|------------|------------|
| | | | Ma | Att | Ma | Att | Pct | Ma | Att | Ma | Att | Ma | Att | Ma | Att | Ma | Att | | | | No | InEZ | TB | PctTB | |
| Nov 3 | @ Bal | L | 2 | 2 | 2 | 2 | 100.0 | 1 | 1 | 1 | 1 | 0 | 0 | 0 | 0 | 0 | 0 | 22 | 8 | 22, 19 | 0 | - | 0 | - | |
| Nov 17 | @ Phi | W | 0 | 0 | 3 | 3 | 100.0 | 0 | 0 | 1 | 1 | 2 | 2 | 0 | 0 | 0 | 0 | 39 | 9 | 35, 22, 39 | 0 | - | 0 | - | |
| Nov 24 | Dal | W | 1 | 1 | 2 | 4 | 50.0 | 0 | 0 | 0 | 0 | 0 | 0 | 2 | 4 | 0 | 0 | 44 | 7 | 44, 46, 48, 42 | 1 | - | 0 | 0.0 | |
| Dec 8 | KC | L | 1 | 1 | 1 | 2 | 50.0 | 0 | 0 | 1 | 1 | 0 | 0 | 0 | 1 | 0 | 0 | 29 | 4 | 41B, 29 | 0 | - | 0 | - | |
| Dec 15 | @ Cin | W | 4 | 4 | 2 | 2 | 100.0 | 0 | 0 | 0 | 0 | 0 | 0 | 2 | 2 | 0 | 0 | 46 | 10 | 40, 46 | 0 | - | 0 | - | |
| Dec 21 | Buf | W | 1 | 1 | 3 | 3 | 100.0 | 0 | 0 | 1 | 1 | 1 | 1 | 0 | 0 | 1 | 1 | 51 | 10 | 36, 51, 20 | 0 | - | 0 | - | |
| Dec 29 | Mia | L | 3 | 3 | 1 | 1 | 100.0 | 0 | 0 | 1 | 1 | 0 | 0 | 0 | 0 | 0 | 0 | 25 | 6 | 25 | 0 | - | 0 | - | |
| Totals | | | 4-3 | 12 | 12 | 14 | 17 | 82.4 | 1 | 1 | 5 | 5 | 3 | 3 | 10 | 12 | 1 | 1 | 51 | 105 | 1 | - | 0 | 0.0 | |
| Playoffs | | | | | | | | | | | | | | | | | | | | | | | | | |
| Jan 4 | Ten | L | 1 | 1 | 2 | 2 | 100.0 | 0 | 0 | 1 | 1 | 1 | 1 | 0 | 0 | 0 | 0 | 36 | 7 | 36, 21 | 0 | - | 0 | 0.0 | |
| Totals | | | 0-1 | 1 | 1 | 2 | 2 | 100.0 | 0 | 0 | 1 | 1 | 1 | 1 | 0 | 0 | 0 | 0 | 36 | 7 | 36, 21 | 0 | - | 0 | 0.0 |

NICK FOLK'S GAME-BY-GAME CONT.

2020 New England Patriots

| Date | Opp | W/L | PAT | | FG | | | 1-19 | | 20-29 | | 30-39 | | 40-49 | | 50+ | | LG | Pts | Kick-by-Kick | Kickoffs | | | |
|---------------|-------|-----|------------|--------------|-------------------|------------|------------|-------------|------------|------------|---------------|----------|----------|--------------|-----|-----|-----|----|-----|----------------|----------|------|----|-------|
| | | | Ma | Att | Ma | Att | Pct | Ma | Att | Ma | Att | Ma | Att | Ma | Att | Ma | Att | | | | No | InEZ | TB | PctTB |
| Sept 13 | Mia | W | 3 | 3 | 0 | 1 | 50.0 | 0 | 0 | 0 | 0 | 0 | 0 | 0 | 1 | 0 | 0 | - | 3 | 45M | 0 | - | 0 | 0.0 |
| Sept 20 | @ Sea | L | 3 | 3 | 1 | 2 | 50.0 | 0 | 0 | 1 | 1 | 0 | 0 | 0 | 0 | 0 | 1 | 25 | 6 | 51M, 25 | 0 | - | 0 | 0.0 |
| Sept 27 | LV | W | 3 | 4 | 3 | 3 | 100.0 | 0 | 0 | 1 | 1 | 2 | 2 | 0 | 0 | 0 | 0 | 33 | 12 | 33, 23, 32 | 0 | - | 0 | 0.0 |
| Oct 5 | @KC | L | 3 | 1 | 1 | 1 | 100.0 | 0 | 0 | 0 | 0 | 0 | 0 | 1 | 1 | 0 | 0 | 43 | 4 | 43 | 0 | - | 0 | 0.0 |
| Oct 18 | Den | L | 0 | 0 | 2 | 2 | 100.0 | 0 | 0 | 0 | 0 | 1 | 1 | 1 | 1 | 0 | 0 | 41 | 6 | 41, 38 | 0 | - | 0 | 0.0 |
| Oct 25 | SF | L | 0 | 0 | 2 | 2 | 100.0 | 0 | 0 | 0 | 0 | 0 | 0 | 2 | 2 | 0 | 0 | 41 | 6 | 40, 41 | 0 | - | 0 | 0.0 |
| Nov 1 | @ Buf | L | 1 | 1 | 2 | 2 | 100.0 | 0 | 0 | 0 | 0 | 1 | 1 | 1 | 1 | 0 | 0 | 43 | 7 | 43, 33 | 0 | - | 0 | 0.0 |
| Nov 9 | @ NYJ | W | 3 | 3 | 3 | 3 | 100.0 | 0 | 0 | 1 | 1 | 0 | 0 | 1 | 1 | 1 | 1 | 51 | 12 | 45, 29, 51 | 0 | - | 0 | 0.0 |
| Nov 15 | Bal | W | 2 | 3 | 1 | 1 | 100.0 | 0 | 0 | 1 | 1 | 0 | 0 | 0 | 0 | 0 | 0 | 20 | 5 | 20 | 0 | - | 0 | 0.0 |
| Nov 22 | @ Hou | L | 2 | 2 | 2 | 2 | 100.0 | 0 | 0 | 0 | 0 | 1 | 1 | 1 | 1 | 0 | 0 | 45 | 8 | 45, 36 | 0 | - | 0 | 0.0 |
| Nov 29 | Ari | W | 2 | 2 | 2 | 2 | 100.0 | 0 | 0 | 1 | 1 | 0 | 0 | 0 | 0 | 1 | 1 | 50 | 8 | 22, 50 | 0 | - | 0 | 0.0 |
| Dec 6 | @ LAC | W | 6 | 6 | 1 | 1 | 100.0 | 0 | 0 | 0 | 0 | 1 | 1 | 0 | 0 | 0 | 0 | 32 | 9 | 32 | 0 | - | 0 | 0.0 |
| Dec 10 | @ LAR | L | 0 | 0 | 1 | 1 | 100.0 | 0 | 0 | 1 | 1 | 0 | 0 | 0 | 0 | 0 | 0 | 29 | 3 | 29 | 0 | - | 0 | 0.0 |
| Dec 20 | @ Mia | L | 0 | 0 | 4 | 4 | 100.0 | 0 | 0 | 0 | 0 | 1 | 1 | 3 | 3 | 0 | 0 | 45 | 12 | 45, 36, 45, 42 | 2 | - | 0 | 0.0 |
| Dec 28 | Buf | L | 0 | 1 | 1 | 1 | 100.0 | 0 | 0 | 0 | 0 | 0 | 0 | 1 | 1 | 0 | 0 | 45 | 3 | 45 | 0 | - | 0 | 0.0 |
| Jan 3 | NYJ | W | 4 | 4 | 0 | 0 | - | 0 | 0 | 0 | 0 | 0 | 0 | 0 | 0 | 0 | 0 | - | 4 | - | 1 | - | 0 | 0.0 |
| Totals | | | 7-9 | 30 33 | 26 28 92.9 | 0 0 | 6 6 | 8 10 | 7 8 | 2 3 | 51 108 | 3 | - | 0 0.0 | | | | | | | | | | |

2021 New England Patriots

| Date | Opp | W/L | PAT | | FG | | | 1-19 | | 20-29 | | 30-39 | | 40-49 | | 50+ | | LG | Pts | Kick-by-Kick | Kickoffs | | | |
|-----------------|-------|-----|-------------|--------------|-------------------|------------|------------|--------------|--------------|------------|---------------|-----------|----------|---------------|-----|-----|-----|----|-----|------------------------|----------|------|----|-------|
| | | | Ma | Att | Ma | Att | Pct | Ma | Att | Ma | Att | Ma | Att | Ma | Att | Ma | Att | | | | No | InEZ | TB | PctTB |
| Sept 12 | Mia | L | 1 | 1 | 3 | 3 | 100.0 | 0 | 0 | 1 | 1 | 1 | 1 | 1 | 1 | 0 | 0 | 42 | 10 | 27, 42, 33 | 0 | - | 0 | - |
| Sept 19 | @ NYJ | W | 1 | 2 | 4 | 4 | 100.0 | 0 | 0 | 1 | 1 | 1 | 1 | 2 | 2 | 0 | 0 | 49 | 13 | 46, 49, 32, 26 | 0 | - | 0 | - |
| Sept 26 | NO | L | 1 | 1 | 2 | 2 | 100.0 | 0 | 0 | 1 | 1 | 0 | 0 | 1 | 1 | 0 | 0 | 45 | 7 | 45, 26 | 0 | - | 0 | - |
| Oct 3 | TB | L | 2 | 2 | 1 | 2 | 50.0 | 0 | 0 | 1 | 1 | 0 | 0 | 0 | 0 | 0 | 1 | 27 | 5 | 27, 56M | 0 | - | 0 | - |
| Oct 10 | @ Hou | W | 1 | 2 | 4 | 4 | 100.0 | 0 | 0 | 1 | 1 | 1 | 1 | 0 | 0 | 2 | 2 | 52 | 13 | 52, 52, 32, 21 | 0 | - | 0 | - |
| Oct 17 | Dal | L | 3 | 3 | 0 | 0 | - | 0 | 0 | 0 | 0 | 0 | 0 | 0 | 0 | 0 | 0 | - | 3 | - | 0 | - | 0 | - |
| Oct 24 | NYJ | W | 6 | 7 | 2 | 2 | 100.0 | 0 | 0 | 0 | 0 | 1 | 1 | 0 | 0 | 1 | 1 | 50 | 12 | 39, 50 | 0 | - | 0 | - |
| Oct 31 | @ LAC | W | 1 | 1 | 4 | 4 | 100.0 | 0 | 0 | 1 | 1 | 1 | 1 | 2 | 2 | 0 | 0 | 48 | 13 | 24, 48, 48, 30 | 0 | - | 0 | - |
| Nov 7 | @ Car | W | 3 | 3 | 1 | 2 | 50.0 | 0 | 0 | 0 | 0 | 1 | 1 | 0 | 0 | 0 | 1 | 37 | 6 | 37, 54M | 2 | - | 1 | 50.0 |
| Nov 14 | Cle | W | 6 | 6 | 1 | 1 | 100.0 | 0 | 0 | 0 | 0 | 1 | 1 | 0 | 0 | 0 | 0 | 38 | 9 | 38 | 2 | - | 0 | 0.0 |
| Nov 18 | @ Atl | W | 1 | 2 | 4 | 4 | 100.0 | 0 | 0 | 0 | 0 | 2 | 2 | 1 | 1 | 1 | 1 | 53 | 13 | 32, 44, 53, 33 | 1 | - | 0 | 0.0 |
| Nov 28 | Ten | W | 3 | 3 | 5 | 6 | 83.3 | 0 | 0 | 2 | 2 | 1 | 1 | 1 | 1 | 1 | 2 | 52 | 18 | 22, 37, 44, 53, 28, 52 | 0 | - | 0 | - |
| Dec 6 | @ Buf | W | 0 | 0 | 2 | 2 | 100.0 | 0 | 0 | 0 | 0 | 1 | 1 | 1 | 1 | 0 | 0 | 41 | 6 | 41, 34 | 4 | - | 3 | 75.0 |
| Dec 18 | @ Ind | L | 2 | 2 | 1 | 1 | 100.0 | 0 | 0 | 1 | 1 | 0 | 0 | 0 | 0 | 0 | 0 | 25 | 5 | 25 | 1 | - | 0 | 0.0 |
| Dec 26 | Buf | L | 3 | 3 | 0 | 0 | - | 0 | 0 | 0 | 0 | 0 | 0 | 0 | 0 | 0 | 0 | - | 3 | - | 0 | - | 0 | - |
| Jan 2 | Jax | W | 5 | 6 | 1 | 1 | 100.0 | 0 | 0 | 0 | 0 | 0 | 0 | 1 | 1 | 0 | 0 | 43 | 8 | 43 | 0 | - | 0 | - |
| Jan 9 | @ Mia | L | 3 | 3 | 1 | 1 | 100.0 | 0 | 0 | 0 | 0 | 0 | 0 | 1 | 1 | 0 | 0 | 43 | 6 | 43 | 0 | - | 0 | - |
| Totals | | | 10-7 | 42 47 | 36 39 92.3 | 0 0 | 9 9 | 11 11 | 11 11 | 5 8 | 53 150 | 10 | - | 4 40.0 | | | | | | | | | | |
| Playoffs | | | | | | | | | | | | | | | | | | | | | | | | |
| Jan 15 | @Buf | L | 2 | 2 | 1 | 1 | 100.0 | 0 | 0 | 0 | 0 | 0 | 0 | 1 | 1 | 0 | 0 | 44 | 5 | 44 | 2 | - | 0 | 0.0 |
| Totals | | | L | 2 2 | 1 1 100.0 | 0 0 | 0 0 | 0 0 | 0 0 | 1 1 | 0 0 | 44 | 5 | 0.0 | | | | | | | | | | |

2022 New England Patriots

| Date | Opp | W/L | PAT | | FG | | | 1-19 | | 20-29 | | 30-39 | | 40-49 | | 50+ | | LG | Pts | Kick-by-Kick | Kickoffs | | | |
|---------------|-------|-----|------------|--------------|-------------------|------------|------------|------------|--------------|------------|---------------|-----------|-----------|--------------|-----|-----|-----|----|-----|--------------------|----------|------|----|-------|
| | | | Ma | Att | Ma | Att | Pct | Ma | Att | Ma | Att | Ma | Att | Ma | Att | Ma | Att | | | | No | InEZ | TB | PctTB |
| Sept 11 | @ Mia | L | 1 | 1 | 0 | 0 | - | 0 | 0 | 0 | 0 | 0 | 0 | 0 | 0 | 0 | 0 | - | 1 | | 0 | 0 | 0 | - |
| Sept 18 | @ Pit | W | 2 | 2 | 1 | 2 | 50.0 | 0 | 0 | 1 | 1 | 0 | 0 | 0 | 0 | 0 | 1 | 28 | 5 | 28, 52m | 0 | 0 | 0 | - |
| Sept 25 | Bal | L | 2 | 2 | 2 | 2 | 100.0 | 0 | 0 | 0 | 0 | 1 | 1 | 0 | 0 | 1 | 1 | 50 | 8 | 35, 50 | 0 | 0 | 0 | - |
| Oct 2 | @ GB | L | 3 | 3 | 1 | 1 | 100.0 | 0 | 0 | 0 | 0 | 1 | 1 | 0 | 0 | 0 | 0 | 37 | 6 | 37 | 1 | NA | 0 | 0.0 |
| Oct 9 | Det | W | 2 | 2 | 5 | 5 | 100.0 | 0 | 0 | 1 | 1 | 3 | 3 | 1 | 1 | 0 | 0 | 44 | 17 | 37, 32, 44, 37, 29 | 0 | 0 | 0 | - |
| Oct 16 | @ Cle | W | 5 | 5 | 1 | 2 | 50.0 | 1 | 1 | 0 | 0 | 0 | 0 | 0 | 1 | 0 | 0 | 19 | 8 | 19, 45m | 0 | 0 | 0 | - |
| Oct 24 | Chi | L | 2 | 2 | 0 | 0 | - | 0 | 0 | 0 | 0 | 0 | 0 | 0 | 0 | 0 | 0 | - | 2 | | 0 | 0 | 0 | - |
| Oct 30 | @ NYJ | W | 1 | 1 | 5 | 5 | 100.0 | 0 | 0 | 0 | 0 | 1 | 1 | 3 | 3 | 1 | 1 | 52 | 16 | 31, 42, 49, 45, 52 | 0 | 0 | 0 | - |
| Nov 6 | Ind | W | 2 | 2 | 4 | 4 | 100.0 | 0 | 0 | 1 | 1 | 0 | 0 | 3 | 3 | 0 | 0 | 49 | 14 | 34, 46, 23, 25 | 0 | 0 | 0 | - |
| Nov 20 | NYJ | W | 1 | 1 | 1 | 3 | 33.3 | 0 | 0 | 1 | 1 | 0 | 0 | 0 | 2 | 0 | 0 | 24 | 4 | 24, 44m, 43m | 3 | NA | 0 | - |
| Nov 24 | @ Min | L | 2 | 2 | 4 | 4 | 100.0 | 0 | 0 | 2 | 2 | 1 | 1 | 1 | 1 | 0 | 0 | 46 | 14 | 34, 46, 23, 25 | 7 | NA | 1 | 14.3 |
| Dec 1 | Buf | L | 1 | 1 | 1 | 2 | 50.0 | 0 | 0 | 0 | 0 | 1 | 1 | 0 | 1 | 0 | 0 | 39 | 4 | 48m, 39 | 0 | 0 | 0 | - |
| Dec 12 | @ Ari | W | 3 | 3 | 2 | 2 | 100.0 | 0 | 0 | 1 | 1 | 0 | 0 | 0 | 0 | 1 | 1 | 51 | 9 | 51, 23 | 5 | NA | 0 | 0.0 |
| Dec 18 | @ LV | L | 1 | 1 | 3 | 3 | 100.0 | 0 | 0 | 1 | 1 | 0 | 0 | 1 | 1 | 1 | 1 | 54 | 10 | 24, 47, 54 | 6 | NA | 0 | 0.0 |
| Dec 24 | Cin | L | 0 | 2 | 0 | 0 | - | 0 | 0 | 0 | 0 | 0 | 0 | 0 | 0 | 0 | 0 | - | 0 | | 0 | 0 | 0 | - |
| Jan 1 | Mia | W | 2 | 3 | 1 | 1 | 100.0 | 0 | 0 | 0 | 0 | 0 | 0 | 1 | 1 | 0 | 0 | 49 | 5 | 49 | 5 | NA | 2 | 40.0 |
| Jan 8 | Buf | L | 2 | 2 | 1 | 1 | 100.0 | 0 | 0 | 1 | 1 | 0 | 0 | 0 | 0 | 0 | 0 | 24 | 5 | 24 | 5 | NA | 0 | 0.0 |
| Totals | | | 8-9 | 32 35 | 32 37 82.9 | 1 1 | 9 9 | 8 8 | 10 14 | 4 5 | 54 128 | 32 | 10 | 3 9.4 | | | | | | | | | | |

NICK FOLK'S TITANS GAME-BY-GAME

2023 Tennessee Titans

| Date | Opp | W/L | PAT | | FG | | | 1-19 | | 20-29 | | 30-39 | | 40-49 | | 50+ | | LG | Pts | Kick-by-Kick | Kickoffs | | | | |
|---------------|-------|-----|------------|-----------|-----------|-----------|-----------|-------------|----------|----------|----------|----------|----------|----------|----------|----------|----------|----------|-----------|--------------------|----------|-----------|-----------|-----------|-------------|
| | | | Ma | Att | Ma | Att | Pct | Ma | Att | Ma | Att | Ma | Att | Ma | Att | Ma | Att | | | | No | InEZ | TB | PctTB | |
| Sept 10 | @ NO | L | 0 | 0 | 5 | 5 | 100.0 | 0 | 0 | 2 | 2 | 1 | 1 | 1 | 1 | 1 | 1 | 50 | 15 | 50, 27, 31, 45, 29 | 6 | 2 | 1 | 16.7 | |
| Sept 17 | LAC | W | 3 | 3 | 2 | 2 | 100.0 | 0 | 0 | 0 | 0 | 1 | 1 | 1 | 1 | 0 | 0 | 41 | 9 | 33, 41 | 5 | 4 | 4 | 80.0 | |
| Sept 24 | @ Cle | L | 0 | 0 | 1 | 1 | 100.0 | 0 | 0 | 0 | 0 | 0 | 0 | 1 | 1 | 0 | 0 | 44 | 3 | 44 | 2 | 2 | 1 | 50.0 | |
| Oct 1 | Cin | W | 3 | 3 | 2 | 2 | 100.0 | 0 | 0 | 0 | 0 | 1 | 1 | 0 | 0 | 1 | 1 | 53 | 9 | 53, 35 | 6 | 5 | 5 | 83.3 | |
| Oct 8 | @ Ind | L | 1 | 1 | 3 | 3 | 100.0 | 0 | 0 | 1 | 1 | 1 | 1 | 0 | 0 | 1 | 1 | 53 | 10 | 27, 53, 34 | 5 | 3 | 3 | 60.0 | |
| Oct 15 | Bal | L | 1 | 1 | 3 | 3 | 100.0 | 0 | 0 | 2 | 2 | 1 | 1 | 0 | 0 | 0 | 0 | 38 | 10 | 26, 27, 38 | 5 | 4 | 2 | 40.0 | |
| Oct 29 | Atl | W | 4 | 4 | 0 | 0 | - | 0 | 0 | 0 | 0 | 0 | 0 | 0 | 0 | 0 | 0 | - | 4 | | 5 | 4 | 3 | 60.0 | |
| Nov 2 | @ Pit | L | 1 | 1 | 3 | 3 | 100.0 | 0 | 0 | 0 | 0 | 2 | 2 | 1 | 1 | 0 | 0 | 48 | 10 | 36, 36, 48 | 4 | 3 | 2 | 50.0 | |
| Nov 12 | @ TB | L | 0 | 0 | 2 | 3 | 66.7 | 0 | 0 | 1 | 1 | 1 | 1 | 0 | 0 | 0 | 1 | 38 | 6 | 38, 51wr, 27 | 3 | 3 | 3 | 100.0 | |
| Nov 19 | @ Jax | L | 2 | 2 | 0 | 0 | - | 0 | 0 | 0 | 0 | 0 | 0 | 0 | 0 | 0 | 0 | - | 2 | | 3 | 1 | 1 | 33.3 | |
| Nov 26 | Car | W | 2 | 2 | 1 | 1 | 100.0 | 0 | 0 | 0 | 0 | 0 | 0 | 0 | 0 | 1 | 1 | 53 | 5 | 53 | 3 | 1 | 0 | 0.0 | |
| Dec 3 | Ind | | | | | | | | | | | | | | | | | | | | | | | | |
| Dec 11 | @ Mia | | | | | | | | | | | | | | | | | | | | | | | | |
| Dec 17 | Hou | | | | | | | | | | | | | | | | | | | | | | | | |
| Dec 24 | Sea | | | | | | | | | | | | | | | | | | | | | | | | |
| Dec 31 | @ Hou | | | | | | | | | | | | | | | | | | | | | | | | |
| Jan 6/7 | Jax | | | | | | | | | | | | | | | | | | | | | | | | |
| Totals | | | 4-7 | 17 | 17 | 22 | 23 | 95.7 | 0 | 0 | 6 | 6 | 8 | 8 | 4 | 4 | 4 | 5 | 53 | 83 | | 47 | 32 | 25 | 53.2 |

NICK FOLK'S NFL STATISTICS

| REGULAR SEASON | | | PAT | | FG | | 1-19 | | 20-29 | | 30-39 | | 40-49 | | 50+ | | Kickoffs | | | | | | |
|-------------------|-------------|------------|------------|------------|------------|------------|-------------|----------|----------|------------|------------|------------|------------|------------|------------|-----------|-----------|-----------|--------------|------------|------------|------------|-------------|
| Date | Team | GP | Ma | Att | Ma | Att | Pct | Ma | Att | Ma | Att | Ma | Att | Ma | Att | Ma | Att | LG | Pts | No | InEZ | TB | PctTB |
| 2007 | Dallas | 16 | 53 | 53 | 26 | 31 | 83.9 | 0 | 0 | 10 | 12 | 7 | 7 | 7 | 7 | 2 | 5 | 53 | 131 | 93 | 18 | 4 | 4.3 |
| 2008 | Dallas | 16 | 42 | 42 | 20 | 22 | 90.9 | 0 | 0 | 1 | 1 | 7 | 8 | 10 | 11 | 2 | 2 | 52 | 102 | 73 | 8 | 0 | 0.0 |
| 2009 | Dallas | 14 | 36 | 36 | 18 | 28 | 64.3 | 1 | 1 | 5 | 6 | 6 | 7 | 5 | 12 | 1 | 2 | 51 | 90 | 0 | 0 | 0 | - |
| 2010 | N.Y. Jets | 16 | 37 | 37 | 30 | 39 | 76.9 | 1 | 1 | 10 | 11 | 14 | 16 | 3 | 6 | 2 | 5 | 56 | 127 | 81 | 18 | 7 | 8.6 |
| 2011 | N.Y. Jets | 16 | 44 | 44 | 19 | 25 | 76.0 | 0 | 0 | 5 | 6 | 6 | 6 | 5 | 7 | 3 | 6 | 51 | 101 | 79 | 49 | 17 | 21.5 |
| 2012 | N.Y. Jets | 16 | 30 | 30 | 21 | 27 | 77.8 | 0 | 0 | 7 | 8 | 6 | 8 | 5 | 7 | 3 | 4 | 54 | 93 | 66 | 42 | 12 | 18.2 |
| 2013 | N.Y. Jets | 16 | 27 | 27 | 33 | 36 | 91.7 | 0 | 0 | 8 | 8 | 10 | 11 | 12 | 14 | 3 | 3 | 54 | 126 | 72 | 52 | 30 | 41.7 |
| 2014 | N.Y. Jets | 16 | 23 | 23 | 32 | 39 | 82.1 | 0 | 0 | 13 | 13 | 7 | 7 | 9 | 13 | 3 | 6 | 55 | 119 | 68 | 48 | 21 | 30.9 |
| 2015 | N.Y. Jets | 8 | 19 | 19 | 13 | 16 | 81.3 | 0 | 0 | 2 | 2 | 6 | 6 | 3 | 6 | 2 | 2 | 55 | 58 | 37 | 10 | 13 | 35.1 |
| 2016 | N.Y. Jets | 16 | 24 | 26 | 27 | 31 | 87.1 | 0 | 0 | 12 | 13 | 10 | 11 | 3 | 3 | 2 | 4 | 51 | 105 | 69 | 33 | 39 | 56.5 |
| 2017 | Tampa Bay | 4 | 7 | 9 | 6 | 11 | 54.5 | 0 | 0 | 2 | 2 | 1 | 2 | 2 | 5 | 1 | 2 | 50 | 25 | 17 | 3 | 13 | 76.5 |
| 2019 | New England | 7 | 12 | 12 | 14 | 17 | 82.4 | 1 | 1 | 5 | 5 | 3 | 3 | 4 | 7 | 1 | 1 | 51 | 54 | 1 | 0 | 0 | 0.0 |
| 2020 | New England | 16 | 30 | 33 | 26 | 28 | 92.9 | 0 | 0 | 6 | 6 | 7 | 7 | 11 | 12 | 2 | 3 | 51 | 108 | 3 | 0 | 0 | 0.0 |
| 2021 | New England | 17 | 42 | 47 | 36 | 39 | 92.3 | 0 | 0 | 9 | 9 | 11 | 11 | 11 | 11 | 5 | 8 | 53 | 150 | 10 | 6 | 4 | 40.0 |
| 2022 | New England | 17 | 32 | 35 | 32 | 37 | 86.5 | 1 | 1 | 9 | 9 | 8 | 8 | 10 | 14 | 4 | 5 | 54 | 128 | 32 | 10 | 3 | 56.2 |
| 2023 | Tennessee | 11 | 17 | 17 | 22 | 23 | 95.7 | 0 | 0 | 6 | 6 | 8 | 8 | 4 | 4 | 4 | 5 | 53 | 83 | 47 | 32 | 25 | 53.2 |
| NFL Totals | | 222 | 475 | 490 | 375 | 449 | 83.5 | 4 | 4 | 110 | 117 | 117 | 126 | 104 | 139 | 40 | 63 | 56 | 1,600 | 748 | 329 | 188 | 25.1 |

| PLAYOFFS | | | PAT | | FG | | 1-19 | | 20-29 | | 30-39 | | 40-49 | | 50+ | | Kickoffs | | | | | | |
|-----------------------|-------------|----------|-----------|-----------|----------|----------|-------------|----------|----------|----------|----------|----------|----------|----------|----------|----------|----------|-----------|-----------|-----------|----------|----------|------------|
| Date | Team | GP | Ma | Att | Ma | Att | Pct | Ma | Att | Ma | Att | Ma | Att | Ma | Att | Ma | Att | LG | Pts | No | InEZ | TB | PctTB |
| 2007 | Dallas | 1 | 2 | 2 | 1 | 1 | 100.0 | 0 | 0 | 0 | 0 | 1 | 1 | 0 | 0 | 0 | 0 | 34 | 5 | 4 | 0 | 0 | 0.0 |
| 2010 | N.Y. Jets | 3 | 8 | 8 | 2 | 3 | 66.7 | 0 | 0 | 0 | 0 | 1 | 2 | 1 | 1 | 0 | 0 | 42 | 14 | 12 | 3 | 1 | 8.3 |
| 2019 | New England | 1 | 1 | 1 | 2 | 2 | 100.0 | 0 | 0 | 1 | 1 | 1 | 1 | 0 | 0 | 0 | 0 | 36 | 7 | 0 | 0 | 0 | - |
| 2021 | New England | 1 | 2 | 2 | 1 | 1 | 100.0 | 0 | 0 | 0 | 0 | 0 | 0 | 1 | 1 | 0 | 0 | 44 | 5 | 2 | 0 | 0 | 0.0 |
| Playoff Totals | | 6 | 13 | 13 | 6 | 7 | 85.7 | 0 | 0 | 1 | 1 | 3 | 4 | 2 | 2 | 0 | 0 | 44 | 31 | 18 | 3 | 1 | 5.6 |

Single-Game Highs

Field Goals Made - **5** (Five times, last at New Orleans 9/10/23)
 Field Goal Attempts - 6 vs. Tennessee (11/28/21)
 Longest Field Goal - 56 at Denver (10/17/10)
 PATs Made - 6 (Five times, last vs. Cleveland 11/14/21)
 PATs Attempted - 7 vs. N.Y. Jets (10/24/21)
 Points - 18 vs. Tennessee (11/28/21)
 Special Teams Tackles - 1 (2007), 1 (2008), 1 (2010), 1 (2016)

Playoff Single-Game Highs

Field Goals Made - 2 vs. Tennessee (1/4/20)
 Field Goal Attempts - 2 vs. Tennessee (1/4/20)
 Longest Field Goal - 44 at Buffalo (1/15/22)
 PATs Made - 4 at New England (1/16/11)
 PATs Attempted - 4 at New England (1/16/11)
 Points - 7 vs. Tennessee (1/4/20)

Regular Season Game-Winning Field Goals (12)*

10/8/07 at Buffalo (53 yards)
 11/7/10 at Detroit (30 yards, OT)
 9/11/11 vs. Dallas (50 yards)
 9/23/12 at Miami (33 yards, OT)
 9/8/13 vs. Tampa Bay (48 yards)
 10/7/13 at Atlanta (43 yards)
 10/20/13 vs. New England (42 yards, OT)
 10/1/17 vs. N.Y. Giants (34 yards)
 11/9/20 at N.Y. Jets (51 yards)
 11/29/20 vs. Arizona (50 yards)
 10/10/21 at Houston (21 yards)
9/17/23 vs. L.A. Chargers (41 yards, OT)

Playoff Game-Winning Field Goals (1)*

1/8/11 at Indianapolis (32 yards)

* A game-winning field goal is defined as one that was the final score of the game and gave the kicker's team the lead at any time in the fourth quarter or overtime.



26 KRISTIAN FULTON

CORNERBACK • 5'11" • 197 LBS • COLLEGE: LOUISIANA STATE
ACQUIRED: 2ND ROUND - 2020 • NFL EXPERIENCE (NFL/TITANS): 4/4
HOMETOWN: NEW ORLEANS, LA.
GAMES PLAYED/GAMES STARTED: 40/36 (PLAYOFFS: 2/1)



PRO: The Titans selected Kristian Fulton with the 61st overall pick in the second round of the 2020 NFL Draft. The 5-foot-11 inch, 197-pound defender displays excellent speed when defending vertical routes and has the versatility to play both outside and in the slot. In his first three NFL seasons, Fulton appeared in 30 games with 26 starts and tallied 104 tackles, one sack, four interceptions and 20 passes defended. The New Orleans, La., native helped guide Louisiana State to a CFP National Championship title as a senior in 2019.

CAREER HIGHLIGHTS:

- In 2022, Fulton saw action in 11 games and posted a career-high 48 tackles to go along with an interception, three stops for loss, five passes defended, a forced fumble and a fumble recovery.
- In 2021, Fulton recorded career-highs in games played (13), games started (13), interceptions (2), and led the team in passes defended (14), which also tied for 11th place in the NFL.

TITANS TIDBITS:

- Fulton and his older brother, Keith, opened an urban-wear boutique in Nashville called "The Trenches," in March 2021. The store, which is located on Buchanan Street, features a unique blend of fashion, footwear and art. None of the clothing brands in The Trenches are mainstream names. Instead, the store features rising designers from New Orleans and other cities across the country. A large variety of sneakers make up another part of the boutique's unique formula.
- During the 2023 offseason, Fulton visited the Nike World Headquarters in Beaverton, Ore., as a part of the NFL Career Tours initiative. The group of 15 players learned about the company's product development, marketing and branding, while touring Nike's state-of-the-art campus.
- Fulton's older brother, Keith, played wide receiver at Louisiana State. Kristian and Keith were teammates in 2018.
- Fulton wears jersey No. 26 to fuel his competitive fire. "It just reminds me every day that I had eight corners selected before me," Fulton told the Official Titans Podcast. Two plus six equals eight, "So, if you add it up, it's a reminder for me every day."
- His grandfather, Louis Fulton, passed away from coronavirus complications on April 6, 2020, just 18 days before Fulton was drafted.
- Fulton was college roommates with current Titans wide receiver Racey McMath while they were at Louisiana State.

CAREER TRANSACTIONS:

- The New Orleans, La., native was selected by the Titans in the second round (61st overall) of the 2020 NFL Draft.

SEASON RECAPS:

2023 (10/10): Tied for the team lead with five passes defended. Has led or tied for the team lead in passes defended three times in 2023 (at IND, vs. BAL, at PIT).

- At New Orleans (9/10), started at cornerback and notched two tackles.
- Against L.A. Chargers (9/17), was inactive.
- At Cleveland (9/24), started at cornerback and tallied a then career-high nine tackles, including a stop for loss. Teamed with Elijah Molden to stuff Deshaun Watson for no gain on a rush off left end in the first quarter. Set the edge and dropped Elijah Moore for a four-yard loss on a jet sweep in the third quarter. Dropped Moore for no gain on a rush in the final stanza.
- Against Cincinnati (10/1), posted two tackles and a pass defended. Broke up a pass intended for Tee Higgins along the sideline in the first quarter.
- At Indianapolis (10/8), recorded seven tackles and a pass defended.

Batted away a pass intended for Michael Pittman Jr. in the second stanza.

- In London, against Baltimore (10/15), registered four tackles and a pass defended. Broke up a pass intended for Mark Andrews in the third quarter.
- Against Atlanta (10/29), notched a career-high-tying nine tackles and a pass defended. Broke up a pass intended for Drake London in the second quarter
- At Pittsburgh (11/2), tallied five tackles, including a stop for loss and a pass defended. Broke up a pass intended for George Pickens in the second quarter. Stuffed George Pickens for a three-yard loss on a short pass early in the fourth quarter.
- At Tampa Bay (11/12), collected a tackle.
- At Jacksonville (11/19), recorded five tackles.
- Against Carolina (11/26), posted a tackle.

2022 (11/11): Started 11 games at cornerback and registered a career-high 48 tackles to go along with an interception, three stops for loss, five passes defended, a forced fumble and a fumble recovery. Was inactive for six contests. Led or tied for the team lead in passes defended three times in 2022 (vs. LV, at HOU, at KC).

- Against N.Y. Giants (9/11), posted a career-high six tackles and a forced fumble. Forced a Saquon Barkley fumble that went out of bounds in the fourth quarter.
- Against Las Vegas (9/25), notched a career-high-tying six tackles, a career-best two stops for loss and a pass defended. Posted tackles for loss on back-to-back plays in the first quarter: a four-yard stop of Davante Adams on a rush off left end and a one-yard loss on a Josh Jacobs screen pass. Broke up a third-and-three pass intended for Mack Hollins in the end zone late in the fourth quarter.
- At Indianapolis (10/2), tallied three tackles and a fumble recovery. Halted a Colts' drive by recovering a Jonathan Taylor fumble that was forced by Joe Schobert on third-and-one in the fourth quarter.
- Against Indianapolis (10/23), tied a career-high with six tackles.
- At Houston (10/30), notched three tackles, his fourth career interception, another pass defended and a stop for loss. Ended a Texans' drive by intercepting a Davis Mills third-and-five pass intended for Brevin Jordan in the first quarter. Broke up a third-and-10 pass intended for Phillip Dorsett in the second stanza. Stuffed Brandin Cooks for a three-yard loss on a short pass in the fourth quarter.
- At Kansas City (11/6), produced four tackles and a team-high two passes defended. Broke up a pass intended for Travis Kelce late in the second quarter. Deflected a pass intended for JuJu Smith-Schuster in the third stanza.
- At Green Bay (11/17), registered four tackles before leaving the game in the fourth quarter with an injury.
- Against Cincinnati (11/27), tied a career-high with six tackles.
- At Jacksonville (1/7), returned to the lineup as a starter at cornerback and totaled five tackles.

2021 (13/13, 1/1): Started 13 games at cornerback and led the team with 14 passes defended. Registered 40 tackles and two interceptions. Placed on injured reserve on Oct. 18 and missed four games before being activated from injured reserve designated to return on Nov. 10. Started the postseason contest and posted six tackles. Led or tied for the team lead in passes defended eight times in 2021 (vs. ARI, at SEA, at NYJ, vs. NO, at NE, vs. JAX, vs. SF, vs. MIA).

- Against Arizona (9/12), collected three tackles and a team-high two passes defended. Defended a pass intended for A.J. Green in the end zone midway through the first quarter. Broke up a pass intended for Green

in the third stanza.

- At Seattle (9/19), posted a tackle and a pass defended. Ended a Seahawks' drive by breaking up a deep pass intended for D.K. Metcalf on third-and-two in the fourth quarter.
- Against Indianapolis (9/26), tallied four tackles and a pass defended. Halted a Colts' drive by breaking up a pass intended for Michael Pittman Jr. in the first quarter.
- At N.Y. Jets (10/3), notched three tackles and an interception. Intercepted a Zach Wilson pass intended for Corey Davis in the second quarter.
- At Jacksonville (10/10), compiled five tackles and a pass defended before leaving the game in the fourth quarter with an injury. Defended a third-and-eight pass intended for Jamal Agnew late in the second quarter.
- Against New Orleans (11/14), returned to the lineup as a starter at cornerback and collected two tackles and a team-best two passes defended. Broke up a pass intended for Taysom Hill early in the third quarter. Defended a pass intended for Tre'Quan Smith in the final quarter.
- At New England (11/28), recorded four tackles with a pass defended. Broke up a pass intended for Jakobi Meyers in the third stanza.
- Against Jacksonville (12/12), posted four tackles, an interception and another pass defended in the shutout victory. Intercepted a Trevor Lawrence deep pass intended for Jaydon Mickens on third-and-eight in the fourth quarter. Broke up a pass intended for Laquon Treadwell in the final stanza.
- Against Miami (1/2), notched three tackles and a team-best two passes defended. Broke up a pass intended for DeVante Parker in the first quarter. Knocked loose a pass intended for Mike Gesicki in the second quarter.
- Against Cincinnati (1/22), made his first career postseason start at cornerback and posted six tackles.

2020 (6/2, 1/0): Played in six games with two starts at cornerback as a rookie and registered 16 tackles, an interception and a sack. Was inactive for three games. Placed on injured reserve on Oct. 31 and missed seven games. Activated from injured reserve designated to return on Dec. 15. Saw action as a reserve in the postseason contest. Made his NFL debut at Denver (9/14/20). Collected his first career interception against Jacksonville (9/20/20). Made his first career start against Houston (10/18/20). Tied for the team lead in sacks once in 2020 (at MIN).

- At Denver (9/14), played as a reserve at cornerback in his first NFL contest and collected four tackles with a quarterback pressure.
- Against Jacksonville (9/20), saw action as a reserve at cornerback and posted three tackles and his first career NFL interception. Registered his first career interception off a deflected Gardner Minshew II pass and raced 44 yards to the Jaguars' 30-yard line setting up the Titans second touchdown.
- At Minnesota (9/27), played as a reserve at cornerback and registered two tackles, a sack and a quarterback pressure. Posted his first career sack by dropping Kirk Cousins for a seven-yard loss in the final quarter.
- Against Houston (10/18), made his first career start at cornerback and produced three tackles.
- Against Pittsburgh (10/25), started at cornerback and registered three tackles before leaving the game late in the second quarter with an injury.
- At Houston (1/3), returned to the lineup as a reserve at cornerback and notched a tackle in the Titans' division-clinching victory.
- Against Baltimore (1/10), played as a reserve at cornerback in his postseason debut.

COLLEGE:

- During a three-year career at Louisiana State, played in 28 games with 25 starts and totaled 65 tackles, two tackles for loss, 25 passes defended, two interceptions and one forced fumble.
- As a senior (2019), started all 15 games and posted 38 tackles, one

tackle for loss, 15 passes defended and one interception. Earned second team All-SEC by the Associated Press. Helped LSU secure a National Championship victory over Clemson with a career-high six tackles and one pass defended.

- As a junior (2018), started 10 games and tallied 25 tackles, one tackle for loss, 10 passes defended, one interception and one forced fumble.
- As a sophomore (2017), did not see game action.
- As a freshman (2016), appeared in three games and totaled two tackles.
- Graduated from Louisiana State in December 2019 with a degree in sports administration.

PERSONAL:

- Attended Archbishop Rummel (Metairie, La.) High School where he was a five-star prospect by 247Sports and a four-star prospect by Rivals, Scouts and ESPN.
- Listed as the No. 1 overall prospect in Louisiana by Rivals and 247 Sports, and the No. 3 corner in the nation by ESPN and Scout.
- Earned Defensive Player of the Year honors on the New Orleans Times Picayune All-Metro list as a senior.
- Named the New Orleans Advocate's Defensive Player of the Year as a junior after tallying 11 interceptions.
- Also played basketball and ran track (hurdles, long jump and triple jump).
- List of favorites: (TV show) "Snowfall," "Power," "Ozark," and "Martin"; (movies) "Harlem Nights," "Maze Runner," and "Harry Potter"; (musicians) Meek Mill and Kodak Black.
- Follow Fulton on Twitter and Instagram at @Kriss1_.
- Son of Michelle and Keith Fulton.
- Has two brothers and one sister.
- Born Kristian Michael Shaw Fulton on Sept. 3, 1998 in New Orleans, La.

KRISTIAN FULTON'S GAME-BY-GAME

2020 Tennessee Titans

| Date | Opp | W/L | P/S | Tot | Solo | Asst | Sk | - Yds | QBP | TFL | Int | - Yds | -TD | PD | FF | FR | - Yds | SpT | | |
|-----------------|-------|-----|-----------------|-----------|-----------|----------|------------|------------|----------|----------|----------|-----------|----------|----------|----------|----------|----------|----------|----------|----------|
| Sept 14 | @ Den | W | p | 4 | 3 | 1 | 0.0 | 0.0 | 1 | 0 | 0 | 0 | 0 | 0 | 0 | 0 | 0 | 0 | 0 | |
| Sept 20 | Jax | W | p | 3 | 3 | 0 | 0.0 | 0.0 | 0 | 0 | 1 | 44 | 0 | 1 | 0 | 0 | 0 | 0 | 0 | |
| Sept 27 | @ Min | W | p | 2 | 2 | 0 | 1.0 | 7.0 | 1 | 1 | 0 | 0 | 0 | 0 | 0 | 0 | 0 | 0 | 0 | |
| Oct 13 | Buf | W | R/C | | | | | | | | | | | | | | | | | |
| Oct 18 | Hou | W | S | 3 | 3 | 0 | 0.0 | 0.0 | 0 | 0 | 0 | 0 | 0 | 0 | 0 | 0 | 0 | 0 | 0 | |
| Oct 25 | Pit | L | S | 3 | 2 | 1 | 0.0 | 0.0 | 0 | 0 | 0 | 0 | 0 | 0 | 0 | 0 | 0 | 0 | 0 | |
| Nov 1 | @ Cin | L | IR | | | | | | | | | | | | | | | | | |
| Nov 8 | Chi | W | IR | | | | | | | | | | | | | | | | | |
| Nov 12 | Ind | L | IR | | | | | | | | | | | | | | | | | |
| Nov 22 | @ Bal | W | IR | | | | | | | | | | | | | | | | | |
| Nov 29 | @ Ind | W | IR | | | | | | | | | | | | | | | | | |
| Dec 6 | Cle | L | IR | | | | | | | | | | | | | | | | | |
| Dec 13 | @ Jax | W | IR | | | | | | | | | | | | | | | | | |
| Dec 20 | Det | W | IA | | | | | | | | | | | | | | | | | |
| Dec 27 | @ GB | L | IA | | | | | | | | | | | | | | | | | |
| Jan 3 | @ Hou | W | p | 1 | 1 | 0 | 0.0 | 0.0 | 0 | 0 | 0 | 0 | 0 | 0 | 0 | 0 | 0 | 0 | 0 | |
| Totals | | | 11-5 6/2 | 16 | 14 | 2 | 1.0 | 7.0 | 2 | 1 | 1 | 44 | 0 | 1 | 0 | 0 | 0 | 0 | 0 | |
| Playoffs | | | | | | | | | | | | | | | | | | | | |
| Jan 10 | Bal | L | p | 0 | 0 | 0 | 0.0 | 0.0 | 0 | 0 | 0 | 0 | 0 | 0 | 0 | 0 | 0 | 0 | 0 | 0 |
| Totals | | | 0-1 1/0 | 0 | 0 | 0 | 0.0 | 0.0 | 0 | 0 | 0 | 0 | 0 | 0 | 0 | 0 | 0 | 0 | 0 | 0 |

2021 Tennessee Titans

| Date | Opp | W/L | P/S | Tot | Solo | Asst | Sk | - Yds | QBP | TFL | Int | - Yds | -TD | PD | FF | FR | - Yds | SpT | | | |
|-----------------|-------|-----|-------------------|-----------|-----------|-----------|------------|------------|----------|----------|----------|-----------|----------|-----------|----------|----------|----------|----------|----------|----------|---|
| Sept 12 | Ari | L | S | 3 | 3 | 0 | 0.0 | 0.0 | 0 | 0 | 0 | 0 | 0 | 2 | 0 | 0 | 0 | 0 | 0 | 0 | |
| Sept 19 | @ Sea | W | S | 1 | 1 | 0 | 0.0 | 0.0 | 0 | 0 | 0 | 0 | 0 | 1 | 0 | 0 | 0 | 0 | 0 | 0 | |
| Sept 26 | Ind | W | S | 4 | 2 | 2 | 0.0 | 0.0 | 0 | 0 | 0 | 0 | 0 | 1 | 0 | 0 | 0 | 0 | 0 | 0 | |
| Oct 3 | @ NYJ | L | S | 3 | 3 | 0 | 0.0 | 0.0 | 0 | 0 | 1 | 13 | 0 | 1 | 0 | 0 | 0 | 0 | 0 | 0 | |
| Oct 10 | @ Jax | W | S | 5 | 4 | 1 | 0.0 | 0.0 | 0 | 0 | 0 | 0 | 0 | 1 | 0 | 0 | 0 | 0 | 0 | 0 | |
| Oct 18 | Buf | W | IR | | | | | | | | | | | | | | | | | | |
| Oct 24 | KC | W | IR | | | | | | | | | | | | | | | | | | |
| Oct 31 | @ Ind | W | IR | | | | | | | | | | | | | | | | | | |
| Nov 7 | @ LAR | W | IR | | | | | | | | | | | | | | | | | | |
| Nov 14 | NO | W | S | 2 | 1 | 1 | 0.0 | 0.0 | 0 | 0 | 0 | 0 | 0 | 2 | 0 | 0 | 0 | 0 | 0 | 0 | |
| Nov 21 | Hou | L | S | 3 | 1 | 2 | 0.0 | 0.0 | 0 | 0 | 0 | 0 | 0 | 0 | 0 | 0 | 0 | 0 | 0 | 0 | |
| Nov 28 | @ NE | L | S | 4 | 3 | 1 | 0.0 | 0.0 | 0 | 0 | 0 | 0 | 0 | 1 | 0 | 0 | 0 | 0 | 0 | 0 | |
| Dec 12 | Jax | W | S | 4 | 3 | 1 | 0.0 | 0.0 | 0 | 0 | 1 | 0 | 0 | 2 | 0 | 0 | 0 | 0 | 0 | 0 | |
| Dec 19 | @ Pit | L | S | 3 | 3 | 0 | 0.0 | 0.0 | 0 | 0 | 0 | 0 | 0 | 0 | 0 | 0 | 0 | 0 | 0 | 0 | |
| Dec 23 | SF | W | S | 2 | 1 | 1 | 0.0 | 0.0 | 0 | 0 | 0 | 0 | 0 | 1 | 0 | 0 | 0 | 0 | 0 | 0 | |
| Jan 2 | Mia | W | S | 3 | 3 | 0 | 0.0 | 0.0 | 0 | 0 | 0 | 0 | 0 | 2 | 0 | 0 | 0 | 0 | 0 | 0 | |
| Jan 9 | @ Hou | W | S | 3 | 2 | 1 | 0.0 | 0.0 | 0 | 0 | 0 | 0 | 0 | 0 | 0 | 0 | 0 | 0 | 0 | 0 | |
| Totals | | | 12-5 13/13 | 40 | 30 | 10 | 0.0 | 0.0 | 0 | 0 | 2 | 13 | 0 | 14 | 0 | 0 | 0 | 0 | 0 | 0 | |
| Playoffs | | | | | | | | | | | | | | | | | | | | | |
| Jan 22 | Cin | L | S | 6 | 4 | 2 | 0.0 | 0.0 | 0 | 0 | 0 | 0 | 0 | 0 | 0 | 0 | 0 | 0 | 0 | 0 | 0 |
| Totals | | | 0-1 1/1 | 6 | 4 | 2 | 0.0 | 0.0 | 0 | 0 | 0 | 0 | 0 | 0 | 0 | 0 | 0 | 0 | 0 | 0 | |

2022 Tennessee Titans

| Date | Opp | W/L | P/S | Tot | Solo | Asst | Sk | - Yds | QBP | TFL | Int | - Yds | -TD | PD | FF | FR | - Yds | SpT | | | |
|---------------|-------|-----|-------------------|-----------|-----------|-----------|------------|------------|----------|----------|----------|----------|----------|----------|----------|----------|----------|----------|----------|----------|--|
| Sept 11 | NYG | L | S | 6 | 5 | 1 | 0.0 | 0.0 | 0 | 0 | 0 | 0 | 0 | 0 | 0 | 1 | 0 | 0 | 0 | 0 | |
| Sept 19 | @ Buf | L | IA | | | | | | | | | | | | | | | | | | |
| Sept 25 | LV | W | S | 6 | 3 | 3 | 0.0 | 0.0 | 0 | 2 | 0 | 0 | 0 | 1 | 0 | 0 | 0 | 0 | 0 | 0 | |
| Oct 2 | @ Ind | W | S | 3 | 2 | 1 | 0.0 | 0.0 | 0 | 0 | 0 | 0 | 0 | 0 | 0 | 0 | 1 | 0 | 0 | 0 | |
| Oct 9 | @ Was | W | S | 4 | 3 | 1 | 0.0 | 0.0 | 0 | 0 | 0 | 0 | 0 | 0 | 0 | 0 | 0 | 0 | 0 | 0 | |
| Oct 23 | Ind | W | S | 6 | 3 | 3 | 0.0 | 0.0 | 0 | 0 | 0 | 0 | 0 | 0 | 0 | 0 | 0 | 0 | 0 | 0 | |
| Oct 30 | @ Hou | W | S | 3 | 2 | 1 | 0.0 | 0.0 | 0 | 1 | 1 | 0 | 0 | 2 | 0 | 0 | 0 | 0 | 0 | 0 | |
| Nov 6 | @ KC | L | S | 4 | 4 | 0 | 0.0 | 0.0 | 0 | 0 | 0 | 0 | 0 | 2 | 0 | 0 | 0 | 0 | 0 | 0 | |
| Nov 13 | Den | W | IA | | | | | | | | | | | | | | | | | | |
| Nov 17 | @ GB | W | S | 4 | 3 | 1 | 0.0 | 0.0 | 0 | 0 | 0 | 0 | 0 | 0 | 0 | 0 | 0 | 0 | 0 | 0 | |
| Nov 27 | Cin | L | S | 6 | 5 | 1 | 0.0 | 0.0 | 0 | 0 | 0 | 0 | 0 | 0 | 0 | 0 | 0 | 0 | 0 | 0 | |
| Dec 4 | @ Phi | L | S | 1 | 1 | 0 | 0.0 | 0.0 | 0 | 0 | 0 | 0 | 0 | 0 | 0 | 0 | 0 | 0 | 0 | 0 | |
| Dec 11 | Jax | L | IA | | | | | | | | | | | | | | | | | | |
| Dec 18 | @ LAC | L | IA | | | | | | | | | | | | | | | | | | |
| Dec 24 | Hou | L | IA | | | | | | | | | | | | | | | | | | |
| Dec 29 | Dal | L | IA | | | | | | | | | | | | | | | | | | |
| Jan 7 | @ Jax | L | S | 5 | 4 | 1 | 0.0 | 0.0 | 0 | 0 | 0 | 0 | 0 | 0 | 0 | 0 | 0 | 0 | 0 | 0 | |
| Totals | | | 7-10 11/11 | 48 | 35 | 13 | 0.0 | 0.0 | 0 | 3 | 1 | 0 | 0 | 5 | 1 | 1 | 0 | 0 | 0 | 0 | |

2023 Tennessee Titans

| Date | Opp | W/L | P/S | Tot | Solo | Asst | Sk | - Yds | QBP | TFL | Int | - Yds | -TD | PD | FF | FR | - Yds | SpT | | | |
|---------------|-------|-----|------------------|-----------|-----------|----------|------------|------------|----------|----------|----------|----------|----------|----------|----------|----------|----------|----------|----------|----------|----------|
| Sept 10 | @ NO | L | S | 2 | 2 | 0 | 0.0 | 0.0 | 0 | 0 | 0 | 0 | 0 | 0 | 0 | 0 | 0 | 0 | 0 | 0 | |
| Sept 17 | LAC | W | IA | | | | | | | | | | | | | | | | | | |
| Sept 24 | @ Cle | L | S | 9 | 7 | 2 | 0.0 | 0.0 | 0 | 1 | 0 | 0 | 0 | 0 | 0 | 0 | 0 | 0 | 0 | 0 | 0 |
| Oct 1 | Cin | W | S | 2 | 2 | 0 | 0.0 | 0.0 | 0 | 0 | 0 | 0 | 0 | 1 | 0 | 0 | 0 | 0 | 0 | 0 | 0 |
| Oct 8 | @ Ind | L | S | 7 | 6 | 1 | 0.0 | 0.0 | 0 | 0 | 0 | 0 | 0 | 1 | 0 | 0 | 0 | 0 | 0 | 0 | 0 |
| Oct 15 | Bal | L | S | 4 | 3 | 1 | 0.0 | 0.0 | 0 | 0 | 0 | 0 | 0 | 1 | 0 | 0 | 0 | 0 | 0 | 0 | 0 |
| Oct 29 | Atl | W | S | 9 | 5 | 4 | 0.0 | 0.0 | 0 | 0 | 0 | 0 | 0 | 1 | 0 | 0 | 0 | 0 | 0 | 0 | 0 |
| Nov 2 | @ Pit | L | S | 5 | 4 | 1 | 0.0 | 0.0 | 0 | 1 | 0 | 0 | 0 | 1 | 0 | 0 | 0 | 0 | 0 | 0 | 0 |
| Nov 12 | @ TB | L | S | 1 | 1 | 0 | 0.0 | 0.0 | 0 | 0 | 0 | 0 | 0 | 0 | 0 | 0 | 0 | 0 | 0 | 0 | 0 |
| Nov 19 | @ Jax | L | S | 5 | 5 | 0 | 0.0 | 0.0 | 0 | 0 | 0 | 0 | 0 | 0 | 0 | 0 | 0 | 0 | 0 | 0 | 0 |
| Nov 26 | Car | W | S | 1 | 1 | 0 | 0.0 | 0.0 | 0 | 0 | 0 | 0 | 0 | 0 | 0 | 0 | 0 | 0 | 0 | 0 | 0 |
| Dec 3 | Ind | | | | | | | | | | | | | | | | | | | | |
| Dec 11 | @ Mia | | | | | | | | | | | | | | | | | | | | |
| Dec 17 | Hou | | | | | | | | | | | | | | | | | | | | |
| Dec 24 | Sea | | | | | | | | | | | | | | | | | | | | |
| Dec 31 | @ Hou | | | | | | | | | | | | | | | | | | | | |
| Jan 6/7 | Jax | | | | | | | | | | | | | | | | | | | | |
| Totals | | | 4-7 10/10 | 45 | 36 | 9 | 0.0 | 0.0 | 0 | 2 | 0 | 0 | 0 | 5 | 0 | 0 | 0 | 0 | 0 | 0 | 0 |

KRISTIAN FULTON'S NFL STATISTICS

REGULAR SEASON

| Year | Team | GP | GS | TACKLES | | | | Sk | Yds | QBP | TFL | INTERCEPTIONS | | | | FUMBLES | | | | | |
|-------------------|-----------|-----------|-----------|------------|------------|-----------|------------|------------|----------|----------|----------|---------------|-----------|----------|-----------|----------|----------|----------|----------|----------|----------|
| | | | | Tot | Solo | Asst | Asst | | | | | No | Yds | Lg | TD | PD | FF | FR | Yds | SpT | |
| 2020 | Tennessee | 6 | 2 | 16 | 14 | 2 | 1.0 | 7.0 | 2 | 1 | 1 | 44 | 44 | 0 | 1 | 0 | 0 | 0 | 0 | 0 | 0 |
| 2021 | Tennessee | 13 | 13 | 40 | 30 | 10 | 0.0 | 0.0 | 0 | 0 | 2 | 13 | 13 | 0 | 14 | 0 | 0 | 0 | 0 | 0 | 0 |
| 2022 | Tennessee | 11 | 11 | 48 | 35 | 13 | 0.0 | 0.0 | 0 | 3 | 1 | 0 | 0 | 0 | 5 | 1 | 1 | 0 | 0 | 0 | 0 |
| 2023 | Tennessee | 10 | 10 | 45 | 36 | 9 | 0.0 | 0.0 | 0 | 2 | 0 | 0 | 0 | 0 | 5 | 0 | 0 | 0 | 0 | 0 | 0 |
| NFL Totals | | 40 | 36 | 149 | 115 | 34 | 1.0 | 7.0 | 1 | 6 | 4 | 57 | 44 | 0 | 25 | 1 | 1 | 0 | 0 | 0 | 0 |

PLAYOFFS

| Year | Team | GP | GS | TACKLES | | | | Sk | Yds | QBP | TFL | INTERCEPTIONS | | | | FUMBLES | | | |
|------|-----------|----|----|---------|------|------|------|----|-----|-----|-----|---------------|-----|----|----|---------|----|----|-----|
| | | | | Tot | Solo | Asst | Asst | | | | | No | Yds | Lg | TD | PD | FF | FR | Yds |
| 2020 | Tennessee | 1 | 0 | 0 | 0 | | | | | | | | | | | | | | |



33 ERIC GARROR

DEFENSIVE BACK • 5'8" • 174 LBS • COLLEGE: LOUISIANA-LAFAYETTE
ACQUIRED: FREE AGENT - 2023
NFL EXPERIENCE (NFL/TITANS): ROOKIE • HOMETOWN: MOBILE, ALA.
GAMES PLAYED/GAMES STARTED: 6/1 (PLAYOFFS: 0/0)



PRO: The Titans signed Eric Garror as an undrafted free agent following a rookie camp tryout to add speed and depth to the defensive back rotation as well as the special teams room. The 5-foot-8-inch, 174-pounder appeared in 62 games over five seasons at Louisiana-Lafayette and totaled 129 tackles, 35 passes defended and nine interceptions. The Mobile, Ala., native also returned 93 punts for 778 yards and three touchdowns.

CAREER HIGHLIGHTS:

- In 2021, Garror was a member of the Sun Belt Championship team at Louisiana-Lafayette. In the title game against Appalachian State, he recorded a pass breakup. The team also won the New Orleans Bowl that year.
- Returned two punts for touchdowns during his final season, including an 83-yarder in the season opener that earned him the Louisiana Sports Writers Association's Special Teams Player of the Week honor.

TITANS TIDBITS:

- The Louisiana-Lafayette product had a unique journey to the NFL. After going undrafted, Garror was invited to a rookie camp tryout by the Titans where he made an early impression. Garror continued to compete all the way through training camp before landing on the practice squad during final roster selection.

CAREER TRANSACTIONS:

- The Mobile, Ala., native was signed by the Titans as an undrafted free agent on May 15, 2023.
- Waived by the Titans on Aug. 29, 2023 and added to the practice squad a day later.
- Activated from the practice squad to the active roster standard elevation on Sept. 16, 2023.
- Signed by the Titans to the active roster from the practice squad on Oct. 28, 2023.

SEASON RECAPS:

- 2023 (6/1):** Made his NFL debut against the L.A. Chargers (9/17/23).
- Against L.A. Chargers (9/17), saw action as a reserve on special teams in his first career NFL contest.
 - Against Atlanta (10/29), made his first career start as the nickelback and notched four tackles with a quarterback pressure. Served as the team's punt returner, totaling 32 yards on five returns for a 6.4-yard average
 - At Pittsburgh (11/2), played as a reserve at cornerback and tallied a tackle.
 - At Tampa Bay (11/12), saw action as a reserve at cornerback and collected five tackles, including a stop for loss and a quarterback pressure. Returned three punts for 23 yards with a long return of 15 yards. Teamed with Monty Rice to stuff Chase Edmonds for a two-yard loss on a short pass in the second quarter.
 - At Jacksonville (11/19), played as a reserve at cornerback and recorded two tackles. Returned a punt for 15 yards with a fumble.
 - Against Carolina (11/26), saw action as a reserve on special teams and returned two punts for 16 yards.

COLLEGE:

- Appeared in 62 games over five seasons at Louisiana-Lafayette (2018-22) and recorded 129 tackles, three tackles for loss, 35 passes defended, one sack and nine interceptions. Also returned 93 punts for 778 yards and three touchdowns.
- As a graduate (2022), played in 13 games and recorded 26 tackles, two interceptions and eight passes defended. Also returned 26 punts for 392

yards and two touchdowns. His 15.1 yards per punt return was the third-best in the nation. Also returned three kickoffs for 51 yards. Was one of four players to return two punts for touchdowns. Earned first team All-Sun Belt Conference.

- As a senior (2021), appeared in 14 games. Tallied 23 tackles, two interceptions and nine passes defended. Returned 24 punts for 139 yards and three kickoffs for 38 yards. Earned second-team All-Sun Belt Conference honors.
- As a junior (2020), started in 10 games and finished with 23 tackles, three interceptions and six passes defended. Returned 20 punts for 156 yards and one touchdown. His three interceptions tied for the second most on the team, eighth most in the Sun Belt and 31st most nationally. His return yardage ranked 16th nationally, while he tied for fourth nationally with his one score. Also returned one kickoff for 28 yards. Earned third team All-Sun Belt Conference honors.
- As a sophomore (2019), started in all 14 games and recorded 35 tackles, 0.5 tackle for loss and eight passes defended. Returned 25 punts for 127 yards and one kickoff for 10 yards. Ranked third in the Sun Belt and 30th in FBS with a 6.7 punt return yards per game.
- As a freshman (2018), appeared in 11 games. Tallied 22 tackles, one sack, two interceptions and four passes defended.
- Graduated with a degree in general studies from Louisiana-Lafayette in December 2022.

PERSONAL:

- Attended McGill Toolen (Ala.) High School where he lettered in football and basketball.
- Finished his senior season with 29 tackles and four interceptions while on defense and also finished with 220 receiving yards and two touchdowns.
- Was part of the AHSAA All-State team and was an All-Coastal Alabama performer.
- Follow Garror on Twitter at @ericgarror5 and on Instagram at @egarror_7.
- Born Eric Kyleed Cameron Garror on Mar. 31, 2000 in Mobile, Ala.

ERIC GARROR'S GAME-BY-GAME

2023 Tennessee Titans

| Date | Opp | W/L | P/S | Tot | Solo | Asst | Sk | - Yds | QBP | TFL | Int | Yds | -TD | PD | FF | FR | Yds | SpT | |
|---------|-------|-----|-----|-----|------|------|-----|-------|-----|-----|-----|-----|-----|----|----|----|-----|-----|---|
| Sept 10 | @ NO | L | PS | | | | | | | | | | | | | | | | |
| Sept 17 | LAC | W | p | 0 | 0 | 0 | 0.0 | 0.0 | 0 | 0 | 0 | 0 | 0 | 0 | 0 | 0 | 0 | 0 | 0 |
| Sept 24 | @ Cle | L | PS | | | | | | | | | | | | | | | | |
| Oct 1 | Cin | W | PS | | | | | | | | | | | | | | | | |
| Oct 8 | @ Ind | L | PS | | | | | | | | | | | | | | | | |
| Oct 15 | Bal | L | PS | | | | | | | | | | | | | | | | |
| Oct 29 | Atl | W | S | 4 | 4 | 0 | 0.0 | 0.0 | 1 | 0 | 0 | 0 | 0 | 0 | 0 | 0 | 0 | 0 | 0 |
| Nov 2 | @ Pit | L | p | 1 | 1 | 0 | 0.0 | 0.0 | 0 | 0 | 0 | 0 | 0 | 0 | 0 | 0 | 0 | 0 | 0 |
| Nov 12 | @ TB | L | p | 5 | 4 | 1 | 0.0 | 0.0 | 1 | 1 | 0 | 0 | 0 | 0 | 0 | 0 | 0 | 0 | 0 |
| Nov 19 | @ Jax | L | p | 2 | 1 | 1 | 0.0 | 0.0 | 0 | 0 | 0 | 0 | 0 | 0 | 0 | 0 | 0 | 0 | 0 |
| Nov 26 | Car | W | p | 0 | 0 | 0 | 0.0 | 0.0 | 0 | 0 | 0 | 0 | 0 | 0 | 0 | 0 | 0 | 0 | 0 |

| | | | | | | | | | | | | | | | | | | | | |
|---------------|-------|--|--|------------|------------|-----------|-----------|----------|------------|------------|----------|----------|----------|----------|----------|----------|----------|----------|----------|----------|
| Dec 3 | Ind | | | | | | | | | | | | | | | | | | | |
| Dec 11 | @ Mia | | | | | | | | | | | | | | | | | | | |
| Dec 17 | Hou | | | | | | | | | | | | | | | | | | | |
| Dec 24 | Sea | | | | | | | | | | | | | | | | | | | |
| Dec 31 | @ Hou | | | | | | | | | | | | | | | | | | | |
| Jan 6/7 | Jax | | | | | | | | | | | | | | | | | | | |
| Totals | | | | 4-7 | 6/1 | 12 | 10 | 2 | 0.0 | 0.0 | 2 | 1 | 0 | 0 | 0 | 0 | 0 | 0 | 0 | 0 |

ERIC GARROR'S NFL STATISTICS

REGULAR SEASON

| Year | Team | REGULAR SEASON | | TACKLES | | | | | | INTERCEPTIONS | | | | | FUMBLES | | | | |
|-------------------|-----------|----------------|----------|-----------|-----------|----------|------------|------------|----------|---------------|----------|----------|----------|----------|----------|----------|----------|----------|----------|
| | | GP | GS | Tot | Solo | Asst | Sk | Yds | QBP | TFL | No | Yds | Lg | TD | PD | FF | FR | Yds | SpT |
| 2023 | Tennessee | 6 | 1 | 12 | 10 | 2 | 0.0 | 0.0 | 2 | 1 | 0 | 0 | 0 | 0 | 0 | 0 | 0 | 0 | 0 |
| NFL Totals | | 6 | 1 | 12 | 10 | 2 | 0.0 | 0.0 | 2 | 1 | 0 | 0 | 0 | 0 | 0 | 0 | 0 | 0 | 0 |

Single-Game Highs

Tackles - **5 at Tampa Bay (11/12/23)**

Tackles for Loss - **1 at Tampa Bay (11/12/23)**

Quarterback Pressures - **1 (Twice, last at Tampa Bay 11/12/23)**



50 JACK GIBBENS

LINEBACKER • 6'3" • 242 LBS • COLLEGE: MINNESOTA
ACQUIRED: FREE AGENT - 2022 • NFL EXPERIENCE (NFL/TITANS): 2/2
HOMETOWN: BULVERDE, TEXAS
GAMES PLAYED/GAMES STARTED: 16/12 (PLAYOFFS: 0/0)



PRO: The Titans signed Jack Gibbens as an undrafted free agent following the 2022 NFL Draft. The 6-foot-3-inch, 242-pounder was waived during roster cuts and rejoined the practice squad in Week 2. He would eventually appear in five games with two starts. Prior to entering the NFL, he appeared in 13 games with 13 starts in one season at Minnesota and tallied 92 tackles, 4.5 tackles for loss, three passes defended and one forced fumble. The Bulverde, Texas, transferred to Minnesota after four seasons at Abilene Christian (2017-20) where he saw action in 39 games and recorded 257 tackles, 22 tackles for loss, seven sacks, five interceptions, 11 passes defended, one forced fumble, three fumble recoveries and one blocked kick.

TITANS TIDBITS:

- As a rookie, he was nicknamed 'Dr. Gibby' by Head Coach Mike Vrabel. When asked how quickly the nickname came about and why it did, Vrabel said, 'Quickly. He's smart. He answered all the questions and said, 'Coach, I wasn't in pre-med.' I said, 'I know it's a joke.'
- Gibbens spent time working as a financial analysis intern and served as a teaching and research assistant during college.
- While in college, Gibbens volunteered with two organizations: New Horizons, which helps children through counseling, foster care, and adoption; and Palm House, which provides neighborhood resources.

CAREER TRANSACTIONS:

- The Bulverde, Texas, native was signed by the Titans as a rookie free agent on May 13, 2022.
- Waived by the Titans on Aug. 30, 2022.
- Signed by the Titans to the team's practice squad on Sept. 12, 2022.
- Signed by the Titans to the team's active roster off of the practice squad on Dec. 10, 2022.

SEASON RECAPS:

- 2023 (11/10):** Ranks second on the team with 66 tackles. Has led the team in tackles once in 2023 (vs. CIN). Has tied for the team lead in passes defended once in 2023 (vs. CAR).
- At New Orleans (9/10), started at linebacker and notched six tackles, including a stop for loss. Registered a special teams tackle on coverage units. Teamed with Azeez Al-Shaair to stuff Jamaal Williams for a one-yard loss on a rush off right tackle in the third quarter.
 - Against L.A. Chargers (9/17), started at linebacker and collected five tackles.
 - At Cleveland (9/24), tallied seven tackles to go along with his first two career quarterback pressures. Registered a special teams stop.
 - Against Cincinnati (10/1), led the team with a career-high-tying 10 tackles to go along with a pass defended. Batted down a pass intended for Ja'Marr Chase in the second quarter.
 - At Indianapolis (10/8), recorded a career-high-tying 10 tackles. Combined with Amani Hooker to stuff Zack Moss for no gain on a rush off left tackle in the second quarter.
 - In London, against Baltimore (10/15), registered nine tackles and a quarterback pressure. Forced the Ravens to settle for a field goal by combining with Jaleel Johnson to stonewall Gus Edwards for no gain on a third-and-one rush early in the opening quarter.
 - Against Atlanta (10/29), notched five tackles, including his first career sack and a quarterback pressure. Collected his first career sack by dropping Desmond Ridder for a nine-yard loss in the second quarter.
 - At Pittsburgh (11/2), tallied six tackles.
 - At Tampa Bay (11/12), collected two tackles.

- At Jacksonville (11/19), played as a reserve at linebacker and recorded four tackles.
- Against Carolina (11/26), started at linebacker and posted two tackles, a quarterback pressure and a pass defended. Teamed with Sean Murphy-Bunting to break up a pass intended for Adam Thielen in the second quarter.

2022 (5/2): Appeared in five games with two starts at linebacker as a rookie and registered 27 tackles, an interception and a special teams stop. Spent 11 games on the team's practice squad before being elevated to the active roster on Dec. 10. Saw action in his first career NFL contest against Jacksonville (12/11/22).

- Against Jacksonville (12/11), made his NFL debut as a reserve at linebacker and on special teams.
- At L.A. Chargers (12/18), played as a reserve at linebacker and recorded six tackles.
- Against Houston (12/24), saw significant action as a reserve at linebacker and notched seven tackles with his first career interception. Posted a special teams tackle on coverage units. Combined with Denico Autry to stonewall Royce Freeman for a three-yard loss on a rush off left tackle in the third stanza. Intercepted a Davis Mills pass that was deflected by Tre Avery in the third quarter.
- Against Dallas (12/29), made his first career NFL start at linebacker and collected a career-high 10 tackles. Teamed with Tair Tart to stuff Ezekiel Elliott for no gain on a rush off left guard in the opening stanza. Forced a Cowboys' field goal by combining with Tarell Basham to stonewall Elliott for a three-yard loss on a rush up the middle late in the first quarter. Stopped Elliott for no gain on a rush off left end early in the third period.
- At Jacksonville (1/7), started at middle linebacker and totaled four tackles.

COLLEGE:

- Appeared in 13 games with 13 starts in one season at Minnesota (2021) and tallied 92 tackles, 4.5 tackles for loss, three passes defended and one forced fumble. Earned All-Big Ten honorable mention recognition. Transferred to Minnesota after playing four seasons at Abilene Christian (2017-20) where he saw action in 39 games and recorded 257 tackles, 22 tackles for loss, seven sacks, five interceptions, 11 passes defended, one forced fumble, three fumble recoveries and one blocked kick.
- As a redshirt senior (2021), started all 13 games in his lone season at Minnesota and amassed 92 tackles, 4.5 tackles for loss, three passes defended and one forced fumble. Earned All-Big Ten honorable mention recognition. Transferred to Minnesota from Abilene Christian.
- As a senior (2020), saw action in six contests and notched 49 tackles, 4.5 tackles for loss, two sacks, one interception, one forced fumble, two fumble recoveries and one blocked kick.
- As a junior (2019), appeared in 12 games and tallied a career-high 104 tackles. Added 8.5 tackles for loss, 2.5 sacks, a career-best two interceptions, six passes defended and one fumble recovery.
- As a sophomore (2018), played in 11 games and amassed 77 tackles, 8.5 tackles for loss, 2.5 sacks, one interception and one pass defended. Earned Southland Conference honorable mention accolades.
- As a freshman (2017), saw action in 10 contests and notched 27 tackles, 0.5 tackle for loss and one interception.
- Graduated from Abilene Christian in August 2020 with a degree in accounting and finance.
- Graduated from Minnesota in December 2021 with a master's in accounting.

PERSONAL:

- Attended Smithson Valley (Texas) High School where he was named first team all-district as a senior.
- His combined stats during his junior and senior seasons included 228 tackles, 28 tackles for loss and seven sacks.
- Married to Colleen.
- Has two brothers, Will and Brad, and two sisters, Victoria and Kristin.
- Son of Dan and Jeri Gibbens.
- Follow Gibbens on Twitter at @johngibbens18 and on Instagram at @jack.gibbens.
- Born John Wyatt Gibbens on Nov. 24, 1998 in Bulverde, Texas.

JACK GIBBENS' GAME-BY-GAME

2022 Tennessee Titans

| Date | Opp | W/L | P/S | Tot Solo | Asst | Sk | - Yds | QBP | TFL | Int- Yds | -TD | PD | FF | FR- Yds | SpT |
|---------------|-------|-----|-----|----------|------|----|-------|-----|-----|----------|-----|----|----|---------|-----|
| Sept 19 | @ Buf | L | PS | | | | | | | | | | | | |
| Sept 25 | LV | W | PS | | | | | | | | | | | | |
| Oct 2 | @ Ind | W | PS | | | | | | | | | | | | |
| Oct 9 | @ Was | W | PS | | | | | | | | | | | | |
| Oct 23 | Ind | W | PS | | | | | | | | | | | | |
| Oct 30 | @ Hou | W | PS | | | | | | | | | | | | |
| Nov 6 | @ KC | L | PS | | | | | | | | | | | | |
| Nov 13 | Den | W | PS | | | | | | | | | | | | |
| Nov 17 | @ GB | W | PS | | | | | | | | | | | | |
| Nov 27 | Cin | L | PS | | | | | | | | | | | | |
| Dec 4 | @ Phi | L | PS | | | | | | | | | | | | |
| Dec 11 | Jax | L | p | 0 | 0 | 0 | 0.0 | 0.0 | 0 | 0 | 0 | 0 | 0 | 0 | 0 |
| Dec 18 | @ LAC | L | p | 6 | 3 | 3 | 0.0 | 0.0 | 0 | 0 | 0 | 0 | 0 | 0 | 0 |
| Dec 24 | Hou | L | p | 7 | 4 | 3 | 0.0 | 0.0 | 0 | 0 | 1 | 7 | 0 | 1 | 0 |
| Dec 29 | Dal | L | S | 10 | 5 | 5 | 0.0 | 0.0 | 0 | 0 | 0 | 0 | 0 | 0 | 0 |
| Jan 7 | @ Jax | L | S | 4 | 4 | 0 | 0.0 | 0.0 | 0 | 0 | 0 | 0 | 0 | 0 | 0 |
| Totals | | | 7-9 | 5/2 | 27 | 16 | 11 | 0.0 | 0.0 | 0 | 0 | 1 | 7 | 0 | 1 |

2023 Tennessee Titans

| Date | Opp | W/L | P/S | Tot Solo | Asst | Sk | - Yds | QBP | TFL | Int- Yds | -TD | PD | FF | FR- Yds | SpT |
|---------------|-------|-----|-----|----------|------|----|-------|-----|-----|----------|-----|----|----|---------|-----|
| Sept 10 | @ NO | L | S | 6 | 5 | 1 | 0.0 | 0.0 | 0 | 1 | 0 | 0 | 0 | 0 | 1 |
| Sept 17 | LAC | W | S | 5 | 3 | 2 | 0.0 | 0.0 | 0 | 0 | 0 | 0 | 0 | 0 | 0 |
| Sept 24 | @ Cle | L | S | 7 | 4 | 3 | 0.0 | 0.0 | 2 | 0 | 0 | 0 | 0 | 0 | 1 |
| Oct 1 | Cin | W | S | 10 | 4 | 6 | 0.0 | 0.0 | 0 | 0 | 0 | 0 | 1 | 0 | 0 |
| Oct 8 | @ Ind | L | S | 10 | 7 | 3 | 0.0 | 0.0 | 0 | 0 | 0 | 0 | 0 | 0 | 0 |
| Oct 15 | Bal | L | S | 9 | 6 | 3 | 0.0 | 0.0 | 1 | 0 | 0 | 0 | 0 | 0 | 0 |
| Oct 29 | Atl | W | S | 5 | 3 | 2 | 1.0 | 9.0 | 1 | 1 | 0 | 0 | 0 | 0 | 0 |
| Nov 2 | @ Pit | L | S | 6 | 4 | 2 | 0.0 | 0.0 | 0 | 0 | 0 | 0 | 0 | 0 | 0 |
| Nov 12 | @ TB | L | S | 2 | 0 | 2 | 0.0 | 0.0 | 0 | 0 | 0 | 0 | 0 | 0 | 0 |
| Nov 19 | @ Jax | L | p | 4 | 2 | 2 | 0.0 | 0.0 | 0 | 0 | 0 | 0 | 0 | 0 | 0 |
| Nov 26 | Car | W | S | 2 | 2 | 0 | 0.0 | 0.0 | 1 | 0 | 0 | 0 | 1 | 0 | 0 |
| Dec 3 | Ind | | | | | | | | | | | | | | |
| Dec 11 | @ Mia | | | | | | | | | | | | | | |
| Dec 17 | Hou | | | | | | | | | | | | | | |
| Dec 24 | Sea | | | | | | | | | | | | | | |
| Dec 31 | @ Hou | | | | | | | | | | | | | | |
| Jan 6/7 | Jax | | | | | | | | | | | | | | |
| Totals | | | 4-7 | 11/10 | 66 | 40 | 26 | 1.0 | 9.0 | 5 | 2 | 0 | 0 | 2 | 0 |


JACK GIBBENS' NFL STATISTICS

| REGULAR SEASON | | TACKLES | | | | | | | | | INTERCEPTIONS | | | | | FUMBLES | | | |
|-------------------|-----------|-----------|-----------|-----------|-----------|-----------|------------|------------|----------|----------|---------------|----------|----------|----------|----------|----------|----------|----------|----------|
| Year | Team | GP | GS | Tot | Solo | Asst | Sk | Yds | QBP | TFL | No | Yds | Lg | TD | PD | FF | FR | Yds | SpT |
| 2022 | Tennessee | 5 | 2 | 27 | 16 | 11 | 0.0 | 0.0 | 0 | 0 | 1 | 7 | 7 | 0 | 1 | 0 | 0 | 0 | 1 |
| 2023 | Tennessee | 11 | 10 | 66 | 40 | 26 | 1.0 | 9.0 | 5 | 2 | 0 | 0 | 0 | 0 | 2 | 0 | 0 | 0 | 2 |
| NFL Totals | | 16 | 12 | 93 | 56 | 37 | 1.0 | 9.0 | 5 | 2 | 1 | 7 | 7 | 0 | 3 | 0 | 0 | 0 | 3 |

Single-Game Highs

- Tackles - **10 (Three times, last at Indianapolis 10/8/23)**
- Sacks - **1 vs. Atlanta (10/29/23)**
- Interceptions - **1 vs. Houston (12/24/22)**
- Quarterback Pressures - **2 at Cleveland (9/24/23)**

- Passes Defensed - **1 (Three times, last vs. Carolina 11/26/23)**
- Special Teams Tackles - **1 (Three times, last at Cleveland 9/10/23)**



57 LUKE GIFFORD

LINEBACKER • 6'3" • 243 LBS • COLLEGE: NEBRASKA
ACQUIRED: UNRESTRICTED FREE AGENT - 2023 (DAL)
NFL EXPERIENCE (NFL/TITANS): 5/1 • HOMETOWN: LINCOLN, NEB.
GAMES PLAYED/GAMES STARTED: 54/1 (PLAYOFFS: 3/0)



PRO: Luke Gifford is a rangy linebacker that has excelled on special teams coverage units during his NFL career. The 6-foot-3-inch, 243-pounder joined the Titans as an unrestricted free agent in 2023 after spending his first four seasons with the Dallas Cowboys. Gifford, a former rookie free agent, will look to make his biggest impact as a core member of the Titans' special teams units having collected 30 special teams stops in 46 career games, as well as provide veteran depth in the linebacking corps.

CAREER HIGHLIGHTS:

- Gifford has either led or finished second on his team in special teams tackles in three of his first four NFL campaigns. He ranked first on the Cowboys with a career-best 12 special teams stops in 2022.

TITANS TIDBITS:

- Gifford was the recipient of Nebraska's prestigious Sam Foltz Hero 27 Award in 2018 for exceptional leadership, consistent and dedicated community service, and positive influence on the team.

CAREER TRANSACTIONS:

- The Lincoln, Neb., native was originally signed by the Dallas Cowboys as a rookie free agent on May 1, 2019.
- Signed by the Cowboys as an unrestricted free agent on March 21, 2022.
- Signed by the Titans as an unrestricted free agent on March 20, 2023.

SEASON RECAPS:

2023 (8/1 - Tennessee): Ranks third on the team with five special teams tackles. Has led the team in special teams tackles twice in 2023 (at CLE, at TB).

- At New Orleans (9/10), made his Titans debut as a reserve on special teams.
- Against L.A. Chargers (9/17), registered a special teams tackle on coverage units.
- At Cleveland (9/24), recorded his first career start, opening the game at outside linebacker. Led the team with two special teams tackles on coverage units.
- Against Cincinnati (10/1), was inactive.
- At Indianapolis (10/8), was inactive.
- In London, against Baltimore (10/15), was inactive.
- Against Atlanta (10/29), played as a reserve on special teams in his 50th career regular season game.
- At Pittsburgh (11/2), saw action as a reserve on special teams coverage units.
- At Tampa Bay (11/12), led the team with a special teams tackle on coverage units.
- At Jacksonville (11/19), played as a reserve on special teams.
- Against Carolina (11/26), posted a special teams tackle on coverage units.

2022 (16/0, 2/0 - Dallas): Appeared in 16 games as a reserve and led the team with a career-high 12 special teams stops and a forced fumble. Posted five tackles on defense. Was inactive for one contest.

- At Green Bay (11/13), posted a career-best five special teams tackles on coverage units.
- At Minnesota (11/20), notched two special team stops and a forced fumble on coverage units.
- At Washington (1/8), registered two tackles as a reserve linebacker.

2021 (16/0, 1/0 - Dallas): Saw action in 16 games as a reserve linebacker and posted six tackles, including a stop for loss. Tied for second on the team with five special teams tackles with a blocked punt. Was inactive for

the regular season opener. Played as a reserve in the postseason contest and notched a pair of special teams stops.

- At New England (10/17), blocked his first career punt on a Jake Bailey attempt, recovered it and returned it to the Patriots' 17-yard line.
- At Philadelphia (1/8), posted a career-best three defensive tackles in the regular season finale.
- Against San Francisco (1/16), posted two special teams stops in his playoff debut.

2020 (8/0 - Dallas): Played in eight games and finished second on the team with seven special teams tackles. Was inactive for six contests and missed two games because of a league-mandated suspension.

- Against Cleveland (10/4), tallied two special teams stops.
- Against Philadelphia (12/27), registered two special teams tackles on coverage units.

2019 (6/0 - Dallas): Played as a reserve in six games as a rookie and tied for fourth on the team with six special teams tackles. Was inactive for eight contests, including the first five games of the season. Placed on injured reserve on Dec. 17 and missed the final two games.

- At N.Y. Jets (10/13), made his NFL debut as a reserve on special teams.
- At N.Y. Giants (11/4), saw action as a reserve and posted three special teams stops on coverage units.

COLLEGE:

- During a four-year career at Nebraska, played in 29 games with 19 starts and totaled 109 tackles, seven sacks, 19 tackles for loss and three interceptions. Earned honorable-mention All-Big Ten recognition as a senior.

- Received in the Pat Clare Award in 2018 as he best exemplified the commitment and courage to overcome injury.

- As a senior (2018), started all 12 games while serving as a team captain for the Cornhuskers. Set career-highs in tackles (62), sacks (5.5), tackles for loss (13), interceptions (two) and forced a fumble. His 5.5 sacks were the most by a Nebraska linebacker since 2005.

- As a junior (2017), started each of the first seven games at outside linebacker before missing the final five contests because of injury. Totaled 39 tackles with five stops for loss and 1.5 sacks, while recording his first pass breakup and interception.

- As a sophomore (2016), saw limited action as a reserve linebacker in four games, recording an assisted tackle.

- As a redshirt freshman (2015), played in each of the first six games and had seven tackles, including a tackle for a loss before being sidelined for the second half of the season with an injury.

- Redshirted as a freshman in 2014.

- Earned his degree in business management from Nebraska.

PERSONAL:

- Attended Southeast (Lincoln, Neb.) High School, playing linebacker while also seeing action on offense.

- As a senior, passed for 970 yards and five touchdowns, while rushing for an additional 742 yards and eight touchdowns, leading Southeast to the Class A state playoffs. Also starred in the secondary, making 50 tackles with two interceptions and five pass breakups.

- Was a first-team All-Nebraska defensive back selection by the Omaha World-Herald as a senior and also earned Super State accolades from the Lincoln Journal Star.

- As a junior, helped Southeast to a 9-2 record and a trip to the state quarterfinals. Caught seven passes for 125 yards, while also starring in

the secondary.

- Was a first-team Super State selection as a junior, and earned second-team All-Nebraska honors in 2012. Gifford was also a member of the Knights' 2011 state championship team
- Was a multi-sport athlete, competing on the Southeast basketball team.
- Son of Sam and Shannon Gifford.
- Follow Gifford on Twitter at @luke_gifford.
- Follow Gifford on Instagram at @luke_gifford.
- Born Luke Gifford on Aug. 28, 1995 in Lincoln, Neb.

LUKE GIFFORD'S TITANS GAME-BY-GAME

2023 Tennessee Titans

| Date | Opp | W/L | P/S | Tot | Solo | Asst | Sk | -Yds | QBP | TFL | Int- | Yds | -TD | PD | FF | FR | -Yds | SpT | |
|---------|-------|-----|-----|-----|------|------|-----|------|-----|-----|------|-----|-----|----|----|----|------|-----|---|
| Sept 10 | @ NO | L | p | 0 | 0 | 0 | 0.0 | 0.0 | 0 | 0 | 0 | 0 | 0 | 0 | 0 | 0 | 0 | 0 | 0 |
| Sept 17 | LAC | W | p | 0 | 0 | 0 | 0.0 | 0.0 | 0 | 0 | 0 | 0 | 0 | 0 | 0 | 0 | 0 | 0 | 1 |
| Sept 24 | @ Cle | L | S | 0 | 0 | 0 | 0.0 | 0.0 | 0 | 0 | 0 | 0 | 0 | 0 | 0 | 0 | 0 | 0 | 2 |
| Oct 1 | Cin | W | IA | | | | | | | | | | | | | | | | |
| Oct 8 | @ Ind | L | IA | | | | | | | | | | | | | | | | |
| Oct 15 | Bal | L | IA | | | | | | | | | | | | | | | | |
| Oct 29 | Atl | W | p | 0 | 0 | 0 | 0.0 | 0.0 | 0 | 0 | 0 | 0 | 0 | 0 | 0 | 0 | 0 | 0 | 0 |
| Nov 2 | @ Pit | L | p | 0 | 0 | 0 | 0.0 | 0.0 | 0 | 0 | 0 | 0 | 0 | 0 | 0 | 0 | 0 | 0 | 0 |
| Nov 12 | @ TB | L | p | 0 | 0 | 0 | 0.0 | 0.0 | 0 | 0 | 0 | 0 | 0 | 0 | 0 | 0 | 0 | 0 | 1 |
| Nov 19 | @ Jax | L | p | 0 | 0 | 0 | 0.0 | 0.0 | 0 | 0 | 0 | 0 | 0 | 0 | 0 | 0 | 0 | 0 | 0 |
| Nov 26 | Car | W | p | 0 | 0 | 0 | 0.0 | 0.0 | 0 | 0 | 0 | 0 | 0 | 0 | 0 | 0 | 0 | 0 | 1 |

| | | | | | | | | | | | | | | | | | | | | |
|---------------|-------|--|--|------------|------------|----------|----------|----------|----------|----------|----------|------------|------------|----------|----------|----------|----------|----------|----------|----------|
| Dec 3 | Ind | | | | | | | | | | | | | | | | | | | |
| Dec 11 | @ Mia | | | | | | | | | | | | | | | | | | | |
| Dec 17 | Hou | | | | | | | | | | | | | | | | | | | |
| Dec 24 | Sea | | | | | | | | | | | | | | | | | | | |
| Dec 31 | @ Hou | | | | | | | | | | | | | | | | | | | |
| Jan 6/7 | Jax | | | | | | | | | | | | | | | | | | | |
| Totals | | | | 4-7 | 8/1 | 0 | 0 | 0 | 0 | 0 | 0 | 0.0 | 0.0 | 0 | 0 | 0 | 0 | 0 | 0 | 5 |

LUKE GIFFORD'S NFL STATISTICS

REGULAR SEASON

| Year | Team | GP | GS | TACKLES | | | | | | INTERCEPTIONS | | | | | FUMBLES | | | | | |
|-------------------|-----------|-----------|----------|-----------|----------|----------|------------|------------|----------|---------------|----------|----------|----------|----------|----------|----------|----------|----------|----------|-----------|
| | | | | Tot | Solo | Asst | Sk | Yds | QBP | TFL | No | Yds | Lg | TD | PD | FF | FR | Yds | SpT | |
| 2019 | Dallas | 6 | 0 | 0 | 0 | 0 | 0.0 | 0.0 | 0 | 0 | 0 | 0 | 0 | 0 | 0 | 0 | 0 | 0 | 0 | 6 |
| 2020 | Dallas | 8 | 0 | 0 | 0 | 0 | 0.0 | 0.0 | 0 | 0 | 0 | 0 | 0 | 0 | 0 | 0 | 0 | 0 | 0 | 7 |
| 2021 | Dallas | 16 | 0 | 6 | 5 | 1 | 0.0 | 0.0 | 0 | 1 | 0 | 0 | 0 | 0 | 0 | 0 | 0 | 0 | 0 | 5 |
| 2022 | Dallas | 16 | 0 | 5 | 3 | 2 | 0.0 | 0.0 | 0 | 0 | 0 | 0 | 0 | 0 | 0 | 1 | 0 | 0 | 0 | 12 |
| 2023 | Tennessee | 8 | 1 | 0 | 0 | 0 | 0.0 | 0.0 | 0 | 0 | 0 | 0 | 0 | 0 | 0 | 0 | 0 | 0 | 0 | 5 |
| NFL Totals | | 54 | 1 | 11 | 8 | 3 | 0.0 | 0.0 | 0 | 1 | 0 | 0 | 0 | 0 | 0 | 1 | 0 | 0 | 0 | 35 |

PLAYOFFS

| Year | Team | GP | GS | TACKLES | | | | | | INTERCEPTIONS | | | | | FUMBLES | | | | | |
|-------------------|--------|----------|----------|----------|----------|----------|------------|------------|----------|---------------|----------|----------|----------|----------|----------|----------|----------|----------|----------|----------|
| | | | | Tot | Solo | Asst | Sk | Yds | QBP | TFL | No | Yds | Lg | TD | PD | FF | FR | Yds | SpT | |
| 2021 | Dallas | 1 | 0 | 0 | 0 | 0 | 0.0 | 0.0 | 0 | 0 | 0 | 0 | 0 | 0 | 0 | 0 | 0 | 0 | 0 | 2 |
| 2022 | Dallas | 2 | 0 | 0 | 0 | 0 | 0.0 | 0.0 | 0 | 0 | 0 | 0 | 0 | 0 | 0 | 0 | 0 | 0 | 0 | 3 |
| NFL Totals | | 3 | 0 | 0 | 0 | 0 | 0.0 | 0.0 | 0 | 0 | 0 | 0 | 0 | 0 | 0 | 0 | 0 | 0 | 0 | 5 |

Single-Game Highs

Tackles - 3 at Philadelphia (1/8/22)
 Tackle for Loss - 1 vs. Philadelphia (9/27/21)
 Special Teams Tackles - 5 at Green Bay (11/13/22)

Playoff Single-Game Highs

Special Teams Tackles - 2 (Twice, last at Tampa Bay (1/16/23))

Additional Statistics

Blocked Punt - 1 at New England (10/17/21)
 Special Teams Forced Fumble - 1 at Minnesota (11/20/22)



51 TREVIS GIPSON

OUTSIDE LINEBACKER • 6'4" • 263 LBS • COLLEGE: TULSA

ACQUIRED: FREE AGENT - 2023

NFL EXPERIENCE (NFL/TITANS): 4/1 • HOMETOWN: CEDAR HILL, TEXAS

GAMES PLAYED/GAMES STARTED: 47/19 (PLAYOFFS: 0/0)



PRO: The Titans signed Trevis Gipson as a free agent at the start of the 2023 season. Prior to his arrival in Tennessee, the 6-foot-5-inch, 263-pounder spent three seasons with the Chicago Bears where he amassed 72 tackles, 10 sacks, five forced fumbles and a fumble recovery in 40 games with 19 starts.

CAREER HIGHLIGHTS:

- In 2021, Gipson collected 37 tackles and ranked second on the team with a career-best seven sacks. He led the team with five forced fumbles to go along with one fumble recovery and two passes defended.

TITANS TIDBITS:

- Coming out of Cedar Hills (Texas) High School, Gipson only had one Division I offer from Tulsa. He made the most of the opportunity, adding 50 pounds of muscle during his redshirt season and becoming a starting defensive end by his junior year. Gipson is the highest-ever draft pick from Cedar Hills High School and along with Tulsa teammate Reggie Robinson, they became the first players to be drafted since 2011 and the first duo to be drafted in the same year since 1994.
- During the 2023 preseason while Gipson was a member of the Chicago Bears, he was able to put up one sack and eight pressures against the Titans, catching the eye of General Manager Ran Carthon. "I think Trevis (Gipson) had two sacks. One of them kind of pissed me off. I won't go into it, but it pissed me off. So when the opportunity came we saw him as someone that fit our scheme, which was a cool thing."

CAREER TRANSACTIONS:

- The Cedar Hills, Texas, native was selected by the Chicago Bears in the fifth round (155th overall) of the 2020 NFL Draft.
- Released by the Bears on Aug. 29, 2023.
- Signed by the Titans as a free agent on Aug. 31, 2023.

SEASON RECAPS:

2023 (7/0 - Tennessee): Has tied for the team lead in sacks once in 2023 (vs. CIN).

- At New Orleans (9/10), made his Titans debut as a reserve at outside linebacker and notched a quarterback pressure.
- Against L.A. Chargers (9/17), was inactive.
- At Cleveland (9/24), was inactive.
- Against Cincinnati (10/1), played as a reserve at outside linebacker and posted a sack with a forced fumble and a quarterback pressure. Came off the edge and strip-sacked Joe Burrow for an eight-yard loss and the loose ball was recovered by Kevin Byard late in the third quarter.
- At Indianapolis (10/8), saw action as a reserve at outside linebacker.
- In London, against Baltimore (10/15), played as a reserve at outside linebacker and registered a quarterback pressure.
- Against Atlanta (10/29), saw action as a reserve at outside linebacker and notched a tackle with two quarterback pressures.
- At Pittsburgh (11/2), played as a reserve at outside linebacker and tallied four tackles with a quarterback pressure. Combined with Jeffery Simmons to stonewall Najee Harris for a two-yard loss on a run off left guard in the third stanza.
- At Tampa Bay (11/12), saw action as a reserve at outside linebacker.
- At Jacksonville (11/19), was inactive.
- Against Carolina (11/26), was inactive.

2022 (17/10 - Chicago): Played in all 17 games with 10 starts and posted 31 tackles, three sacks, a career-high 27 quarterback pressures, four tackles for loss and three passes defended.

- Against San Francisco (9/11), played on both defense and special teams in the victory, finishing with three tackles and a pass defended.
- Against Green Bay (9/18), matched a game-high with two sacks while also logging four total tackles. It marked his second-career multi-sack performance.
- At Minnesota (10/9), finished with a pair of combined tackles, one of which was for a loss. Also had a pass defended.
- At Dallas (10/30), earned his first start of the season and recorded two tackles.
- At Detroit (1/1), recorded his 10th sack of his career for a loss of nine yards.

2021 (16/9 - Chicago): Played in 16 games with nine starts and tallied career-highs with 37 tackles, seven sacks and five forced fumbles. Also notched 24 quarterback pressures, seven tackles for loss, a fumble recovery and two passes defended.

- Against Detroit (10/3), had three tackles, two tackles for loss, a pass defended and a forced fumble. Recorded his first career sack dropping Jared Goff for a loss of 10 yards in the fourth quarter.
- At Las Vegas (10/10), logged a sack for the second straight week when he dropped Derek Carr for a loss of eight yards. Also had two tackles.
- At Tampa Bay (10/24), recorded his first career start and recorded a tackle.
- Against Baltimore (11/21), recorded a career-high five tackles, including two tackles for loss and one sack for a loss of 12 yards.
- At Detroit (11/25), forced and recovered a fumble, knocking a loose ball from Jared Goff's hands late in the second quarter. Also tallied two tackles.
- At Green Bay (12/12), recorded his fourth sack of the season late in the third quarter dropping Aaron Rodgers for a one-yard loss.
- At Seattle (12/26), logged half a sack on Russell Wilson and three tackles.
- Against N.Y. Giants (1/2), had two strip-sacks on Mike Glennon, marking the first multi-sack game of his career. Recorded three tackles.
- At Minnesota (1/9), tallied four tackles, a stop for loss, half a sack and his fifth forced fumble of the season.

2020 (7/0, 0/0 - Chicago): Saw action in seven games his rookie season, recording four tackles and two quarterback pressures. Was inactive for nine regular season games and the Wild Card playoff game.

- At Detroit (9/13), made his NFL debut in the season opener seeing limited snaps on defense.
- At Minnesota (12/20), posted two tackles.

COLLEGE:

- Played in 49 games with 24 starts at Tulsa and recorded 114 tackles, 25.5 tackles for loss, 13 sacks and eight forced fumbles.
- As a senior (2019), played in 12 games with 11 starts. Earned first-team all-conference honors. Registered 49 tackles, 15 tackles for loss, eight sacks, six quarterback hurries and two forced fumbles.
- As a junior (2018), started all 12 games. Ranked second in the nation with five forced fumbles. Also tallied 46 tackles, nine tackles for loss, four sacks, three quarterback hurries and a pass break-up.
- As a sophomore (2017), played in 12 games with one start. Recorded 11 tackles, a pass break-up and a forced fumble.
- As a freshman (2016), played in all 13 games and recorded eight tackles.
- Graduated with a degree in organizational studies with minors in business management and coaching from Tulsa in December 2019.

PERSONAL:

- Attended Cedar Hill (Texas) High School for his senior season and Richardson Berkner High School his junior and sophomore seasons. Was a three-year defensive starter.
- Helped lead his prep team to the Class 6A state title.
- Named to the Dallas Morning News top-100 for the Dallas-area, coming in rated No. 91, as a senior.
- Coached by Joey McGuire at Cedar Hill.
- Has three siblings and his brother, Thomas, plays professional basketball in Finland.
- Son of Thomas and Cassundra Gipson. Mother ran track at North Texas and father played basketball at Texas.
- Follow Gipson on Instagram and on Twitter at @trevisgipson.

- Born Trevis Gipson on June 13, 1997 in Cedar Hill, Texas.

TREVIS GIPSON'S TITANS GAME-BY-GAME

2023 Tennessee Titans

| Date | Opp | W/L | P/S | Tot | Solo | Asst | Sk | -Yds | QBP | TFL | Int | -Yds | -TD | PD | FF | FR | -Yds | SpT |
|---------|-------|-----|-----|-----|------|------|-----|------|-----|-----|-----|------|-----|----|----|----|------|-----|
| Sept 10 | @ NO | L | p | 0 | 0 | 0 | 0.0 | 0.0 | 1 | 0 | 0 | 0 | 0 | 0 | 0 | 0 | 0 | 0 |
| Sept 17 | LAC | W | IA | | | | | | | | | | | | | | | |
| Sept 24 | @ Cle | L | IA | | | | | | | | | | | | | | | |
| Oct 1 | Cin | W | p | 1 | 1 | 0 | 1.0 | 8.0 | 1 | 0 | 0 | 0 | 0 | 1 | 0 | 0 | 0 | 0 |
| Oct 8 | @ Ind | L | p | 0 | 0 | 0 | 0.0 | 0.0 | 0 | 0 | 0 | 0 | 0 | 0 | 0 | 0 | 0 | 0 |
| Oct 15 | Bal | L | p | 0 | 0 | 0 | 0.0 | 0.0 | 1 | 0 | 0 | 0 | 0 | 0 | 0 | 0 | 0 | 0 |
| Oct 29 | Atl | W | p | 1 | 0 | 1 | 0.0 | 0.0 | 2 | 0 | 0 | 0 | 0 | 0 | 0 | 0 | 0 | 0 |
| Nov 2 | @ Pit | L | p | 4 | 0 | 4 | 0.0 | 0.0 | 1 | 0 | 0 | 0 | 0 | 0 | 0 | 0 | 0 | 0 |
| Nov 12 | @ TB | L | p | 0 | 0 | 0 | 0.0 | 0.0 | 0 | 0 | 0 | 0 | 0 | 0 | 0 | 0 | 0 | 0 |
| Nov 19 | @ Jax | L | IA | | | | | | | | | | | | | | | |
| Nov 26 | Car | W | IA | | | | | | | | | | | | | | | |

| | | | | | | | | | | | | | | | | | | |
|---------------|-------|--|--|------------|------------|----------|----------|----------|------------|------------|----------|----------|----------|----------|----------|----------|----------|----------|
| Dec 3 | Ind | | | | | | | | | | | | | | | | | |
| Dec 11 | @ Mia | | | | | | | | | | | | | | | | | |
| Dec 17 | Hou | | | | | | | | | | | | | | | | | |
| Dec 24 | Sea | | | | | | | | | | | | | | | | | |
| Dec 31 | @ Hou | | | | | | | | | | | | | | | | | |
| Jan 6/7 | Jax | | | | | | | | | | | | | | | | | |
| Totals | | | | 4-7 | 7/0 | 6 | 1 | 5 | 1.0 | 8.0 | 6 | 0 | 0 | 5 | 6 | 0 | 0 | 0 |

TREVIS GIPSON'S NFL STATISTICS

REGULAR SEASON

| Year | Team | GP | | TACKLES | | | | | INTERCEPTIONS | | | | | FUMBLES | | | | | |
|-------------------|-----------|-----------|-----------|-----------|-----------|-----------|-------------|-------------|---------------|-----------|----------|----------|----------|----------|----------|----------|----------|----------|---|
| | | GS | Tot | Solo | Asst | Sk | Yds | QBP | TFL | No | Yds | Lg | TD | PD | FF | FR | Yds | SpT | |
| 2020 | Chicago | 7 | 0 | 4 | 1 | 3 | 0.0 | 0.0 | 2 | 0 | 0 | 0 | 0 | 0 | 0 | 0 | 0 | 0 | 1 |
| 2021 | Chicago | 16 | 9 | 37 | 23 | 14 | 7.0 | 53.5 | 24 | 7 | 0 | 0 | 0 | 2 | 5 | 1 | 0 | 2 | |
| 2022 | Chicago | 17 | 10 | 31 | 17 | 14 | 3.0 | 21.0 | 27 | 4 | 0 | 0 | 0 | 3 | 0 | 0 | 0 | 0 | |
| 2023 | Tennessee | 7 | 0 | 6 | 1 | 5 | 1.0 | 8.0 | 6 | 0 | 0 | 0 | 0 | 0 | 1 | 0 | 0 | 0 | |
| NFL Totals | | 47 | 19 | 78 | 42 | 36 | 11.0 | 82.5 | 59 | 11 | 0 | 0 | 0 | 5 | 6 | 1 | 0 | 3 | |

Single-Game Highs

- Tackles - 5 vs. Baltimore (11/21/21)
- Sacks - 2 (Twice, last at Green Bay 9/18/22)
- Quarterback Pressures - 4 (Three times, last at Dallas 10/30/22)
- Forced Fumbles - 2 vs. N.Y. Giants (1/2/22)
- Fumble Recovery - 1 at Detroit (11/25/21)
- Pass Defensed - 1 (Three times, last vs. San Francisco 9/11/22)
- Tackles for Loss - 2 (Three times, last at Green Bay 9/18/22)

Additional Career Statistics

- Special Teams Tackles - 1 (Three times, last at Las Vegas 10/10/22)



22 DERRICK HENRY

RUNNING BACK • 6'3" • 247 LBS • COLLEGE: ALABAMA
ACQUIRED: 2ND ROUND - 2016 • NFL EXPERIENCE (NFL/TITANS): 8/8
HOMETOWN: YULEE, FLA.
GAMES PLAYED/GAMES STARTED: 113/82 (PLAYOFFS: 7/7)



Pro Bowl: 2019, 2020, 2022



Captain: 2020, 2021, 2022, 2023



Community Man of the Year: 2021, 2022

PRO: The Titans selected Heisman Trophy winner Derrick Henry in the second round of the 2016 NFL Draft out of the University of Alabama. The 6-foot-3-inch, 247-pounder is a powerful, downhill runner who displays tremendous speed and balance. The Yulee, Fla., native led the NFL from 2017 to 2022 in rushing yards (7,845), rushing touchdowns (73), rushing yards per game (90.2) and rushing attempts of 10-plus yards (197). Following a foot injury that sidelined him for half the 2021 season, Henry returned to form in 2022, ranking second in the NFL with 1,538 rushing yards and tied for fourth in the league with 13 total touchdowns. In 2021, he led the NFL with 937 rushing yards and 10 rushing touchdowns in the first eight weeks of the season before missing the final nine games of the regular season. In 2020, Henry secured the NFL's rushing title for the second consecutive year after recording 2,027 rushing yards and 17 rushing touchdowns, becoming the eighth player in NFL history to eclipse 2,000 rushing yards in a season. In 2019, Henry was the NFL's leading rusher with 1,540 yards and 16 rushing scores. He racked up 5,860 rushing yards and scored 55 rushing touchdowns during his first five NFL seasons, including consecutive 1,000-yard seasons each year from 2018-20. At Alabama, the Heisman Trophy winner set numerous school and SEC records while leading his team to a National Championship in 2015.

CAREER HIGHLIGHTS:

- In 2022, Henry was selected to his third career Pro Bowl after finishing second in the NFL with a team-best 1,538 rushing yards and 1,936 yards from scrimmage. He tied for fourth in the NFL with 13 total touchdowns.
- Henry recorded the sixth 200-yard rushing performance of his career during the 2022 campaign tying O.J. Simpson and Adrian Peterson for the most in NFL history.
- With his 13 rushing touchdowns in 2022, he joined LaDainian Tomlinson (nine), Adrian Peterson (seven), Shaun Alexander (five) and Michael Turner (five) as the only players in NFL history to rush for at least 10 touchdowns in five consecutive seasons.
- Henry holds the franchise records for most career touchdowns and most career rushing scores.
- He became the franchise's second player (Earl Campbell) and the 16th NFL player to reach 70 total touchdowns and 7,000 rushing yards within his first seven NFL seasons.
- From 2017-2022, Henry led the NFL in rushing yards (7,845), rushing touchdowns (73), rushing yards per game (90.2) and rushing attempts of 10-plus yards (197).
- Entering 2023, his 8,335 career rushing yards ranked third in franchise annals behind Eddie George (10,009) and Earl Campbell (8,574).
- Henry ranks second in franchise postseason history for career rushing attempts (156), rushing yards (732), and tied for third in rushing touchdowns (four).
- In 2021, Henry led the NFL with 937 rushing yards and 10 rushing touchdowns in the first eight weeks of the season before missing the final nine games of the regular season with a foot injury. He returned to start in the team's divisional playoff contest and rushed for 62 yards and one score.
- In 2020, Henry was named the NFL Offensive Player of the Year, Associated Press first-team All-Pro, and FedEx Ground Player of the Year for the second consecutive season after leading the NFL with a franchise-record 2,027 rushing yards, becoming the eighth player in NFL history to eclipse 2,000 rushing yards in a season. His 2,027 rushing yards gave him the fifth-highest total in NFL history behind Eric Dickerson's 2,105 (1984), Adrian Peterson's 2,097 (2012), Jamal Lewis' 2,066 (2003) and Barry Sanders' 2,053 (1997). Henry broke Chris Johnson's franchise mark of 2,006 rushing yards in 2009.

- Additionally, in 2020 he earned first-team All-Pro honors from Pro Football Focus, Pro Football Writers of America and Sporting News and was the 101 Awards AFC Offensive Player of the Year.
- Henry became the first player to lead the NFL in rushing yards in consecutive seasons (2019-20) since LaDainian Tomlinson (2006-07).
- In 2020, Henry became the fifth all-time NFL player to lead the NFL in rushing yards, attempts and rushing touchdowns in consecutive seasons. The last to do so prior to Henry was Cleveland's Leroy Kelly from 1967 to 1968. The only other players to achieve it are Jim Brown (1958-59), Steve Van Buren (1947-49) and Bill Paschal (1943-44).
- In 2020, Henry recorded three 200-yard rushing games in a season, becoming the fifth player in NFL history to do so, joining Earl Campbell (four in 1980), O.J. Simpson (1973), Tiki Barber (2005) and Jay Ajayi (2016). He became the first player in NFL history with five career games with at least 200 rushing yards and two rushing touchdowns.
- In the 2020 regular season finale at Houston (1/3/21), set the franchise record with 250 rushing yards, breaking his own club record of 238 rushing yards (12/6/18 vs. Jacksonville). Henry's 250 rushing yards tied for the 13th-best single-game total in the NFL since 1948.
- Henry set a career high with 17 rushing touchdowns in 2020, finishing with the second-best total in franchise history behind Earl Campbell's 19 rushing touchdowns in 1979.
- In 2020, Henry totaled 1,221 rushing yards in road games, the most by any NFL running back since 1948. The previous high was held by Eric Dickerson (1,087 in 1984). Dating back to 2019, he had a streak of nine consecutive road games with at least 100 rushing yards, passing Chris Johnson (eight games from 2009-10) for the second-longest such streak in NFL history behind only Barry Sanders' 10-game road streak (from 1996-97).
- Henry totaled 2,141 scrimmage yards (2,027 rushing and 114 receiving) in 2020 to finish second in franchise history behind Chris Johnson's 2,509 scrimmage yards in 2009.
- Recorded 10 total 100-yard rushing games in 2020 to tie Earl Campbell (1980) for the third-most in franchise history. Only Campbell in 1979 (11) and Chris Johnson in 2009 (12) had more.
- Henry became the NFL's first player to rush for at least 175 and two touchdowns four times in a season in 2020.
- In 2020, Henry joined Terrell Davis (1997-98), Shaun Alexander (2004-05) and Larry Johnson (2005-06) as the only players in NFL history to rush for 1,500 yards and 15 touchdowns in two consecutive seasons.
- From 2019-20, Henry established a streak of 20 consecutive games in the regular season and playoffs with at least 18 rushing attempts, the second-longest streak of its kind in the NFL since 1948. The only player with more consecutive 18-carry games in the regular season and postseason was Emmitt Smith, whose streak was 23 games with the Dallas Cowboys from 1995 to 1996.
- In 2020, he became the first player in NFL history to produce more than one overtime touchdown run in a season. He joined LaDainian Tomlinson as the NFL's only players with multiple career touchdown runs in overtime. Tomlinson had three during his career.
- In 2020, Henry joined Bo Jackson, Ahman Green, Chris Johnson and Lamar Miller as the only NFL players to record two career rushing touchdowns of at least 90 yards. Henry joined Miller (two 97-yard touchdown runs) as the only players to ever record multiple touchdown runs of at least 94 yards.
- In 2019, Henry was the NFL's leading rusher with a then career-best 1,540 rushing yards on a career-high 303 carries for a career-high 16

rushing touchdowns.

- In 2019, Henry received numerous awards and recognition, including the NFL's FedEx Ground Player of the Year, second-team All-Pro by the Associated Press and his first career Pro Bowl selection.
- In 2019, led the AFC, ranked third in the NFL, and led the team with a career-high 18 total touchdowns.
- Ranked second in the AFC and fourth in the NFL with a career-high 1,746 yards from scrimmage in 2019.
- In 2019, Henry recorded eight 100-yard rushing performances including the postseason.
- In 2019, moved into fifth place on the franchise's all-time rushing touchdowns list after passing Lorenzo White (29) against Kansas City (11/10/19). In the same game, Henry also became the ninth player in franchise history to reach 3,000 career rushing yards.
- In Week 17 of the 2019 season, he was named AFC Offensive Player of the Week after his performance at Houston (12/29/19), where he rushed a season-high 32 times for a season-best 211 yards with three touchdowns to secure the NFL's rushing title.
- In 2019, became the sixth player in franchise history with at least 12 touchdowns in two or more consecutive seasons.
- In 2019, joined Napoleon Kaufman (1997-99) and Robert Smith (1997-2000) as the only players in NFL history to record a rushing touchdown of at least 70 yards in three consecutive seasons.
- Passed Steve McNair (3,439 career rushing yards) for sixth place on the team's all-time rushing list, and later passed Hoyle Granger (3,514) for fifth place on the team's all-time rushing list in 2019.
- In 2019, Henry started all three of the team's playoff games and finished the postseason with 83 carries for a league-best 446 yards and two touchdowns, all of which set career-highs. His 446 rushing yards in the postseason ranked second in franchise playoff history behind Eddie George's 449 rushing yards during the 1999 playoffs.
- In 2019, during Wild Card Weekend at New England (1/4/20), Henry set a then-franchise playoff record with 182 rushing yards on 34 carries and a touchdown, which marked the second-most yards on the road in an NFL playoff game since 1950. The following week during the Divisional Round at Baltimore (1/11/20), set a franchise playoff record with 195 rushing yards on 30 carries.
- In 2018, Henry was named to the PFWA All-AFC team after setting then single-season career highs in carries (215), rushing yards (1,059), rushing long (99t), and touchdowns (12).
- 2018 marked Henry's first career 1,000-yard season. He finished sixth in the NFL in rushing yards.
- In 2018, named AFC Offensive Player of the Week for Week 13 after collecting a franchise-best 238 rushing yards with a franchise-tying four rushing touchdowns against Jacksonville on Thursday Night Football (12/6). In the same game, he scored four rushing touchdowns to tie the franchise's single-game record (Earl Campbell, Lorenzo White).
- In Week 13 of the 2018 season, recorded the second 99-yard touchdown run in NFL history (Tony Dorsett). The run also set the mark for the longest touchdown run in franchise history and tied for the longest scrimmage play in NFL history. He also became the second player in NFL history with a rushing touchdown of at least 90 yards and a rushing touchdown of at least 50 yards in the same game (Chris Johnson).
- In 2018, named AFC Offensive Player of the Month for December after registering 97 carries for 625 yards and eight touchdowns.
- In 2018, became the seventh NFL player since the 1970 AFL-NFL merger with at least four rushing touchdowns and at least 200 rushing yards in a game (Clinton Portis, Barry Sanders, Doug Martin, Jonas Gray, Mike Anderson and Corey Dillon). Henry became the first to accomplish the feat in fewer than 20 carries (17).
- In 2017, Henry led the Titans with 744 rushing yards on 176 carries, and he rushed for five touchdowns for the second consecutive season.
- In the team's Wild Card playoff victory at Kansas City on Jan. 6, 2018, Henry recorded a franchise postseason record of 191 scrimmage yards (156 rushing, 35 receiving), breaking a 57-year-old postseason record set on Jan. 1, 1961, when Billy Cannon had 178 scrimmage yards against the Los Angeles Chargers. Henry's 156 rushing yards ranked second in franchise postseason history (162 by Eddie George on Jan. 16, 2000).
- In 2016, Henry rushed for 490 yards and five touchdowns to become the third rookie for the franchise in the "Titans era" to score at least five touchdowns in a season, joining Vince Young (seven rushing touchdowns in 2006) and Chris Johnson (nine rushing and one receiving in 2008).

- Despite playing just three seasons and not seeing extensive action in his first campaign at Alabama, Henry finished his career as the school's all-time rushing leader with 3,591 yards.
- As a senior in 2015, Henry claimed the Heisman Trophy and led his team to the College Football Playoff National Championship. He also won the Doak Walker and Maxwell Award and was selected as the Walter Camp Player of the Year after rushing for an Alabama and Southeastern Conference record 2,219 yards.

TITANS TIDBITS:

- In high school, Henry broke the 51-year-old national high school rushing record with 12,124 yards after compiling 4,261 rushing yards as a senior.
- Henry sealed an Iron Bowl victory with an epic, career-best 271 rushing yards against the Tigers in 2015. He put the Crimson Tide on his back by carrying the ball a school-record 46 times. His 271 rushing yards were 11 more yards than Auburn had in total offense (260). He ended the game with 14 consecutive rushes to run out the clock.
- His late grandmother, Gladys Henry, helped raise him and played a key inspirational role in his development. In 2018, he fulfilled a promise to her and graduated from Alabama with his bachelor's degree. He has a portrait tattoo of her on his chest.
- Gladys Henry nicknamed him "Shocka" as a baby because he "shocked the whole family" when he was born.
- Henry has been growing out his hair since he was in elementary school.
- In 2021 and 2022, Henry was named the Titans nominee for the Walter Payton Man of the Year. Henry is the founder of the Two All Foundation, which exists to level the playing field for today's youth by giving back to both the Nashville community and Henry's hometown of Yulee, Fla.
- Henry is a minority owner of Nashville SC. He became only the fourth NFL player in history to serve as an owner of an MLS team.

CAREER TRANSACTIONS:

- The Yulee, Fla., native was selected by the Titans in the second round (45th overall) the 2016 NFL Draft.

SEASON RECAPS:

- 2023 (11/11):** Ranks fifth in the NFL and third in the AFC with a team-best 739 rushing yards. Has 39 career 100-yard rushing performances (including the playoffs), including two in 2023 (vs. CIN, vs. ATL). Has led or tied for the team lead in rushing yards 11 times in 2023 (at NO, vs. LAC, at CLE, vs. CIN, at IND, vs. BAL, vs. ATL, at PIT, at TB, at JAX, vs. CAR). Has tied for the team lead in receptions once in 2023 (vs. ATL). Passed Earl Campbell (8,574 rushing yards with the franchise) for second place on the franchise's all-time rushing list against Cincinnati (10/1/23). Became the eighth player in NFL history to reach 9,000 rushing yards and 80 rushing touchdowns before celebrating his 30th birthday, joining Adrian Peterson, Barry Sanders, Emmitt Smith, Jim Brown, LaDainian Tomlinson, Eric Dickerson and Marshall Faulk. Became the seventh NFL player in the Super Bowl era (1966-present) to reach 8,000 rushing yards and 80 rushing touchdowns within his first eight seasons. Selected as a captain by his teammates.
- At New Orleans (9/10), started at running back and led the team with 63 rushing yards on 15 carries. Snared two receptions for 56 yards. Kickstarted the Titans' second scoring drive with an 18-yard rumble in the first quarter. Set up the Titans' third field goal with a 46-yard gain on a screen pass in the second stanza.
 - Against L.A. Chargers (9/17), led the team with 80 rushing yards on 25 carries, including his first rushing touchdown of the campaign. Snared three receptions for 15 yards. Cut the Chargers' lead to 11-7 with a one-yard touchdown plunge in the second quarter. Fueled the Titans' second scoring drive with a 23-yard jaunt in the second stanza. Extended the Titans' game-winning scoring drive with a two-yard rumble on third-and-two in overtime.
 - At Cleveland (9/24), rushed 11 times for 20 yards.
 - Against Cincinnati (10/1), carried the ball 22 times for 122 yards with a touchdown. Threw his fourth-career touchdown pass with a two-yard toss and hauled in a reception for 11 yards. Extended the Titans' opening scoring drive with a pair of third-and-one rushes in the first quarter. Gave the Titans a 17-3 lead with a 29-yard touchdown rumble in the second stanza. Lined up in the King Cat and delivered a jump pass to Josh Whyle for a two-yard touchdown late in the first half. Early in the third quarter, he moved past Earl Campbell (8,574 rushing yards with the franchise) for second place on the franchise's all-time rushing list.

- At Indianapolis (10/8), rushed 13 times for 43 yards and caught three passes for 19 yards. In the first half, he moved into second place in franchise history in career scrimmage yards, surpassing Chris Johnson.
- In London, against Baltimore (10/15), carried the ball 12 times for 97 yards with a touchdown. Caught two passes for 16 yards. Set up the Titans' second score of the afternoon with a 63-yard jaunt off a direct snap to the Ravens' nine-yard line in the third quarter. Cut the Ravens' lead to 18-13 with a 15-yard touchdown run in the third quarter.
- Against Atlanta (10/29), carried the ball 22 times for 101 yards, his 39th career 100-yard rushing performance. Tied for the team lead with four catches for 21 yards. Extended the Titans' opening touchdown drive with a five-yard catch on third-and-one in the first quarter.
- At Pittsburgh (11/2), rushed 17 times for 75 yards with a touchdown. Caught three passes for 27 yards with a long reception of 23 yards. Extended the Titans' opening scoring drive with a six-yard rush on fourth-and-one in the first quarter. Gave the Titans a 10-7 lead with a two-yard touchdown run on third-and-goal in the second quarter.
- At Tampa Bay (11/12), carried the ball 11 times for 24 yards and caught one pass out of the backfield. Extended the Titans' opening scoring drive with a two-yard run on third-and-one in the first quarter.
- At Jacksonville (11/19), rushed 10 times for 38 yards and caught one pass for six yards.
- Against Carolina (11/26), carried the ball 18 times for 76 yards with a season-best two rushing touchdowns. With his 83rd and 84th career rushing touchdowns, he surpassed Corey Dillon and Jim Taylor for the 17th highest total in NFL history. In the first quarter, he moved past the 9,000-yard career rushing mark to become the 38th player in NFL history to reach the plateau. Extended the Titans' opening touchdown drive with a three-yard rush on fourth-and-one in the first quarter. Gave the Titans a 7-0 lead with a one-yard touchdown plunge in the opening stanza. Extended the Titans' lead to 14-3 with a 10-yard touchdown jaunt late in the second quarter.

2022 (16/16): Named to his third career Pro Bowl. Ranked second in the NFL with a team-best 1,538 rushing yards and 1,936 yards from scrimmage. Tied for fourth in the NFL with 13 total touchdowns. Tied for third on the team with a career-high 33 receptions for a career-best 398 receiving yards. Completed both of his pass attempts for four yards with a touchdown. Selected as a captain by his teammates. Has 37 career 100-yard rushing performances (including the playoffs), including nine in 2022 (at IND, at WAS, vs. IND, at HOU, at KC, vs. JAX, at LAC, vs. HOU, at JAX). Led the team in rushing yards 14 times in 2022 (vs. NYG, vs. LV, at IND, at WAS, vs. IND, at HOU, at KC, vs. DEN, at GB, vs. CIN, vs. JAX, at LAC, vs. HOU, at JAX). Led or tied for the team lead in receptions three times in 2022 (vs. LV, vs. IND, at LAC). Led the team lead in receiving yards twice in 2022 (vs. CIN, at LAC). Became the franchise's second player (Earl Campbell) and the 16th NFL player to reach 70 total touchdowns and 7,000 rushing yards within his first seven NFL seasons. Set the franchise's all-time career touchdown record (75) with a pair of rushing scores at Houston (10/30/22). Recorded the sixth 200-yard rushing performance of his career at Houston (10/30/22) to tie O.J. Simpson and Adrian Peterson for the most in NFL history. Named AFC Offensive Player of the Month for October after rushing for 563 yards with five rushing touchdowns in four Titans' victories. With his 10th touchdown of the season at Green Bay (11/17/22), he joined LaDainian Tomlinson (nine), Adrian Peterson (seven), Shaun Alexander (five) and Michael Turner (five) as the only players in NFL history to rush for at least 10 touchdowns in five consecutive seasons.

- Against Las Vegas (9/25), led the team with 85 rushing yards on 20 carries with a touchdown. Led the team with five receptions for 58 yards. Recorded his 18th career game with at least 140 scrimmage yards. Increased the Titans' lead to 14-3 with a one-yard touchdown plunge early in the second quarter. Scored his 70th career touchdown (67th rushing touchdown) becoming the third Titans/Oilers player to reach the end zone 70 times with the franchise.

- At Indianapolis (10/2), carried the ball 22 times for 114 yards with a touchdown. Hauled in three receptions for 33 yards out of the backfield. Gave the Titans a 14-0 advantage with a 19-yard touchdown sprint off right end in the first quarter. On a 12-yard run in the first quarter, he became the fourth player in franchise history to reach 7,000 career rushing yards.
- At Washington (10/9), rushed 28 times for 102 yards with a pair of touchdown runs. Hauled in two receptions for 30 yards. Gave the Titans a 14-10 halftime lead with a one-yard touchdown rumble late in the second quarter. Scored the game-winning touchdown on a one-yard plunge late

in the third stanza. Joined Earl Campbell as the franchise's only players to reach 70 career rushing touchdowns.

- Against Indianapolis (10/23), carried the ball 30 times for 128 yards. Logged his third consecutive 100-yard rushing game and his 31st career 100-yard rushing game. Tied for the team lead with three catches for 10 yards. Helped seal the victory with a pair of first downs late in the fourth quarter—first on an 11-yard carry and then a 21-yarder.
- At Houston (10/30), named AFC Offensive Player of the Week after rushing for 219 yards and two touchdowns on a season-high 32 carries. Set the franchise's all-time career touchdown record with a pair of rushing scores. Recorded the sixth 200-yard rushing performance of his career to tie O.J. Simpson and Adrian Peterson for the most in NFL history. He logged his fourth consecutive 200-yard rushing game against the Texans. Registered his sixth career game with at least 200 rushing yards and at least two rushing touchdowns, the most in the NFL since 1950. Kickstarted his big day on the ground with a 41-yard jaunt up the middle on the second play from scrimmage. Gave the Titans a 7-3 lead with a 29-yard touchdown run in the second quarter. On fourth-and-goal in the third quarter he reached the end zone on a one-yard run to score his 75th career touchdown (72 rushing and three receiving), breaking Eddie George's franchise touchdown mark (74). Helped seal the victory with seven carries for 64 rushing yards on the Titans' final field goal drive, including a 17-yard rumble on third-and-two in the fourth quarter.
- At Kansas City (11/6), led the team with 115 rushing yards on 17 carries with two rushing scores. Scored his 73rd career rushing touchdown on a four-yard carry in the second quarter and his 74th career rushing touchdown on a one-yard run in the second quarter. In doing so, he passed Earl Campbell (73) for the most rushing touchdowns in franchise history. Cut the Chiefs' lead to 9-7 with a four-yard touchdown plunge out the KingCat in the second stanza. Jumpstarted the Titans' second touchdown drive with a 56-yard sprint off right tackle in the second quarter. Gave the Titans a 14-9 lead with a one-yard touchdown run in the second quarter. Hit the 100-yard rushing mark on the final play of the third quarter to tally his fifth consecutive 100-yard rushing game, which tied for the best streak of his career (five games in 2021).
- At Green Bay (11/17), carried the ball 28 times for 87 yards with a touchdown. Completed both of his passes for four yards with a touchdown. Hauled in two catches for 45 yards. Increased the Titans' lead to 14-6 with a four-yard touchdown rumble late in the second quarter. Set up the Titans' third touchdown with a 42-yard gain on a screen pass in third quarter. Gave the Titans a 20-9 lead with a three-yard touchdown pass to Austin Hooper in the third quarter.
- Against Jacksonville (12/11), rushed 21 times for 121 yards with a touchdown. Hauled in three passes for 34 yards. Passed Chris Johnson (7,965) for third place on the franchise's all-time career rushing list. His 96 rushing yards in the first quarter set a career high for rushing yards in the opening quarter. Gave the Titans an early 7-0 lead with a three-yard touchdown rumble in the opening quarter. Set up the Titans' second touchdown with a 50-yard scamper down the right sideline in the first quarter.
- At L.A. Chargers (12/18), played in his 100th career regular season game and carried the ball 21 times for 104 yards with a touchdown. Tied for the team lead with four catches for a team-best 59 receiving yards. Became the seventh player in NFL history to record 8,000 rushing yards and 75 rushing touchdowns (77) within his first 100 NFL games. Evened the score at 7-7 with a four-yard touchdown run on a direct snap in the first stanza.
- Against Houston (12/24), rushed 23 times for 126 yards with a touchdown. Caught two passes out of the backfield. Gave the Titans an early 7-0 lead with a 48-yard touchdown jaunt off right guard in the first quarter.
- At Jacksonville (1/7), carried the ball 30 times for 109 yards and hauled in one reception for 19 yards.

2021 (8/8, 1/1): Honored as the team's Walter Payton Man of the Year nominee. Started the first eight games of the season and led the NFL with 937 rushing yards, 1,091 yards from scrimmage, 10 touchdowns and 56 total first downs before being placed on injured reserve on Nov. 1. Hauled in 18 receptions for 154 yards. Missed the final nine regular season games before returning as a starter for the postseason contest and rushing for 62 yards on 20 carries with a touchdown. Selected as a captain by his teammates. Has 28 career 100-yard rushing performances (including the playoffs), including five in 2021 (at SEA, vs. IND, at NYJ, at JAX, vs. BUF). Henry joined Eddie George (10,009), Earl Campbell (8,574) and Chris

Johnson (7,965) as the only players in franchise history to reach 6,000 career rushing yards. Led the team in rushing yards eight times in 2021 (vs. ARI, at SEA, vs. IND, at NYJ, at JAX, vs. BUF, vs. KC, at IND). Tied for the team lead in receptions once in 2021 (at SEA). Ranks second in franchise history with 65 career rushing touchdowns.

- Against Arizona (9/12), carried the ball 17 times for 58 yards and hauled in three passes for 19 yards.

- At Seattle (9/19), named AFC Offensive Player of the Week after leading the team with 182 rushing yards on a career-high 35 carries with three touchdowns. Snared a career-best six receptions for 55 yards. Kept the Titans' first touchdown drive alive with a four-yard run on third-and-one in the third quarter. Became the fourth player in NFL history with 10 career games with at least 150 rushing yards and two rushing touchdowns, joining Jim Brown (13), LaDainian Tomlinson (12) and Barry Sanders (10). Cut the Seahawks' lead to 24-16 with a nine-yard touchdown run in the third stanza. On his first touchdown of the day, he passed Chris Johnson (58) for third place on the team's all-time touchdowns list. Rumbled for a 60-yard touchdown run down the left sideline early in the fourth quarter. Converted a key third-and-one late in the fourth quarter with a four-yard run down to the Seahawks' one-yard line. Tied the score at 30-30 with a one-yard touchdown plunge with 29 seconds remaining in regulation. Rushed four times for 21 yards during the game-winning scoring drive in overtime.

- Against Indianapolis (9/26), led the team with 113 rushing yards on 28 carries. Snared three receptions for 31 yards. Extended the Titans' second touchdown drive with an eight-yard run on third-and-one in the second quarter. Made it a two-possession game at 22-13 with a two-point conversion run in the fourth quarter.

- At N.Y. Jets (10/3), led the team with 157 rushing yards on 33 carries with a score. Became the third player in NFL history with at least 150 rushing yards in three consecutive road games, joining Earl Campbell and O.J. Simpson. Hauled in two passes for 20 yards out of the backfield. Rushed four times for 50 yards during the Titans' initial touchdown drive. Gave the Titans a 17-10 lead with a one-yard touchdown plunge early in the fourth quarter.

- At Jacksonville (10/10), led the team with 130 rushing yards on 29 carries with three rushing scores. Increased the Titans' lead to 14-6 with a one-yard touchdown plunge on the first play of the second quarter. Made the score 31-13 with a nine-yard touchdown run in the third stanza. Sealed the victory with a 10-yard touchdown jaunt late in the fourth quarter. With his first rushing touchdown of the day, he became the third player in franchise history to reach 60 rushing touchdowns, joining Earl Campbell (73) and Eddie George (64).

- Against Buffalo (10/18), named AFC Offensive Player of the Week for the second time in 2021. Carried the ball 20 times for a team-best 143 rushing yards with three rushing scores, while setting a career-best with his fifth consecutive 100-yard rushing performance. Joined Eric Dickerson as the NFL's only players since 1960 with 750 rushing yards and 10 rushing touchdowns in the first six games of a season. Hauled in two passes for 13 yards. Gave the Titans a 7-6 lead with a 76-yard touchdown run up the middle in the second quarter. It was the third-longest touchdown run of his career. The run was his fourth career rushing touchdown of at least 75 yards and his fifth overall touchdown of at least 75 yards (one receiving). Helped the Titans re-gain the lead with a three-yard touchdown rumble off left tackle in the third quarter. Scored the eventual game-winning touchdown on a 13-yard blast off left tackle in the fourth quarter. Passed Eddie George (64) for second place on the franchise rushing touchdowns list.

- Against Kansas City (10/24), led the team with 86 rushing yards on 29 carries. Threw his first career regular season touchdown pass. Hauled in two receptions for 16 yards. Gave the Titans an early 7-0 lead with a five-yard touchdown pass to MyCole Pruitt in the first quarter. Extended the Titans' final scoring drive with a four-yard run on third-and-one late in the second quarter.

- At Indianapolis (10/31), led the team with 68 rushing yards on 28 carries. Of all players in NFL history with a 2,000-yard rushing season, his 937 rushing yards in 2021 are the most of any player in their first eight games in the season after hitting the 2,000-yard mark. Kept a Titans' fourth-quarter scoring drive alive with a three-yard run on third-and-one early in the final quarter.

- Against Cincinnati (1/22), returned to the lineup for the first time since Oct. 31 and rushed 20 times for 62 yards with a touchdown. Ranks second in franchise postseason history with 732 career rushing yards. Evened the score at 6-6 by taking a direct snap and rumbling for a three-yard touchdown run in the second quarter.

2020 (16/16, 1/1): Named NFL Offensive Player of the Year, selected Associated Press first-team All-Pro and named to his second career Pro Bowl. Name NFL's FedEx Ground Player of the Year for the second consecutive season. Started all 16 games and led the NFL with a franchise-record 2,027 rushing yards becoming the eighth player in NFL history to eclipse 2,000 rushing yards in a season. Became the first player since LaDainian Tomlinson (2006-07) to lead the NFL in rushing yards in consecutive seasons. Became the fifth all-time NFL player to lead the NFL in rushing yards, attempts and rushing touchdowns in consecutive seasons and the first since 1967-68. Led the NFL with 2,141 yards from scrimmage which ranks second in franchise history. Led the NFL with a career-high 17 rushing touchdowns. Started the postseason contest and rushed 18 times for 40 yards with three receptions for 11 yards. Selected as a captain by his teammates. Led the team in rushing yards 17 times in 2020 (at DEN, vs. JAX, at MIN, vs. BUF, vs. HOU, vs. PIT, at CIN, vs. CHI, vs. IND, at BAL, at IND, vs. CLE, at JAX, vs. DET, at GB, at HOU, vs. BAL). Named AFC Offensive Player of the Month for October after averaging a league-high 114.7 rushing yards per game, totaling an AFC-high 344 yards on 61 attempts and scoring an NFL-best five rushing touchdowns. Became the third player in franchise history to rush for 1,200 yards and 10 touchdowns in at least two consecutive seasons. Passed Lorenzo White (4,079 career rushing yards) for fourth place on the franchise's all-time rushing list at Minnesota (9/27/20). Became the fourth player in franchise history to hit 40 career rushing touchdowns at Minnesota (9/27/20). Registered his 50th career touchdown (rushing and receiving) at Baltimore (11/22/20), becoming the fifth player in franchise history to score at least 50 career touchdowns of any kind. Became the first player in NFL history with multiple game-winning overtime touchdowns in a single season (vs. HOU, at BAL). Went over the 5,000-yard career rushing mark and became the fourth player in franchise history to reach the plateau at Indianapolis (11/29/20). Logged his fourth career game with at least 200 rushing yards and two touchdowns at Jacksonville (12/13/20), becoming the NFL's first player to record four such performances, breaking Jim Brown's NFL record of three games that was later matched by Barry Sanders and LaDainian Tomlinson. Became the NFL's fifth player to rush for at least 175 and two touchdowns three times in a season, joining Baltimore's Jamal Lewis (2003), the New York Giants' Joe Morris (1986), San Diego's LaDainian Tomlinson (2006) and Miami's Ricky Williams (2002).

- At Denver (9/14), led the team with 116 rushing yards on 31 carries. Caught three passes for 15 yards out of the backfield. Became the third player in franchise history to record 10 consecutive regular season games with at least 80 scrimmage yards. Extended the Titans' initial scoring drive with an 11-yard rush on third-and-one in the second quarter.

- Against Jacksonville (9/20), rushed 25 times for 84 yards. Became the second player in franchise history to record 11 consecutive regular season games with at least 80 scrimmage yards. Extended the Titans' third touchdown drive with a seven-yard run on third-and-three in the second quarter.

- At Minnesota (9/27), rushed 26 times for 119 yards with two touchdowns. Snared two passes for 11 yards. Extended the Titans' scoring drive in the second quarter with a one-yard rush on fourth-and-one. Cut the Vikings' lead to 24-19 with a one-yard touchdown plunge in the third quarter. Gave the Titans a 25-24 lead with a one-yard touchdown rumble late in the third stanza.

- Against Buffalo (10/13), started at running back and carried the ball 19 times for 57 yards with two touchdowns. It was his 10th career game with at least two rushing touchdowns. Caught one pass for six yards. Gave the Titans a 14-7 advantage with a one-yard touchdown plunge on the third play of the second quarter. Increased the Titans lead to 35-16 with a nine-yard touchdown jaunt off right end in the final quarter.

- Against Houston (10/18), named AFC Offensive Player of the Week after recording 22 carries for a team-best 212 yards and two touchdowns, recording his third career 200-yard rushing game. His 212 rushing yards rank fifth in franchise history, and he now owns three of the top six single-game rushing performances in team annals. Kickstarted the Titans' second touchdown drive with a 34-yard run up the middle in the first quarter. Extended the Titans' second touchdown drive with a two-yard rumble on third-and-one in the opening quarter. Allowed the Titans to regain the lead with a 94-yard touchdown run in the fourth quarter. Became the fifth NFL player to record two career rushing touchdowns of 90 or more yards. Kickstarted the Titans' game-winning drive with a 53-yard catch-and-run down the right sideline in overtime. Sealed the 42-36 victory with a game-winning five-yard touchdown run out the Wildcat formation in overtime.

- Against Pittsburgh (10/25), started at running back and rushed 20 times for 75 yards with a score. Caught two passes out of the backfield. Cut

the Steelers lead to 27-24 with a one-yard touchdown plunge in the fourth quarter.

- At Cincinnati (11/1), led the team with 112 rushing yards on 18 carries with a score. Rushed seven times for 46 yards during the Titans' initial scoring drive in the second quarter. Extended the Titans initial touchdown drive with a four-yard run on third-and-one. Cut the Bengals' lead to 10-7 with a three-yard touchdown jaunt off right guard in the second quarter. Kept the Titans' second touchdown drive alive with a seven-yard run on third-and-one in the fourth quarter.

- Against Chicago (11/8), rushed 21 times for a team-high 68 yards. Extended the Titans' first touchdown drive with a two-yard run on third-and-two in the second quarter. Kickstarted the Titans' final touchdown drive with a 26-yard jaunt off right end in the fourth quarter.

- Against Indianapolis (11/12), led the team with 103 rushing yards on 19 carries. Hauled in one pass for six yards.

- At Baltimore (11/22), carried the ball 28 times for 133 yards with the game-winning score, his 50th career touchdown. Extended a Titans' scoring drive with a three-yard run on third-and-one late in the second quarter. Ran for a 24-yard gain in the fourth quarter, which put him over the 1,000-yard rushing mark for the third consecutive season. Gave the Titans a 30-24 victory with a 29-yard game-winning, walkoff touchdown run in overtime.

- At Indianapolis (11/29), led the team with 178 rushing yards on 27 carries with three rushing scores. Extended his streak to eight consecutive regular season road games with at least 100 rushing yards. Registered his third career game with at least three rushing touchdowns. Caught two passes for seven yards. Gave the Titans an early 7-0 lead by taking a sweep lateral and sprinting 12 yards for the opening touchdown. Increased the Titans lead to 21-14 with a one-yard touchdown run off right end in the second quarter. On his second touchdown of the day, he passed Charlie Hennigan (51) for fourth place on the franchise's all-time touchdowns list. Kickstarted the Titans' fourth touchdown drive with a 31-yard jaunt off right tackle in the second stanza. Slashed his way to an 11-yard touchdown run and a 28-14 lead with less than two minutes remaining in the first half.

- At Jacksonville (12/13), carried the ball 26 times for 215 yards (8.3 avg.) with two touchdowns. Logged his fourth career game with at least 200 rushing yards and two touchdowns, becoming the NFL's first player to record four such performances, breaking Jim Brown's NFL record of three games that was later matched by Barry Sanders and LaDainian Tomlinson. Registered his ninth consecutive road game with at least 100 rushing yards. Caught two passes for seven yards out of the backfield. Increased the Titans lead to 14-3 with a 36-yard touchdown run up the middle late in the second quarter. Set up the Titans third touchdown of the day with a 47-yard scamper down to the Jaguars' five-yard line early in the third stanza. Gave the Titans a commanding 31-3 advantage with a one-yard touchdown plunge in the third quarter.

- Against Detroit (12/20), rushed 24 times for 147 yards with a touchdown. Caught two passes for five yards. Gave the Titans an early 7-0 lead with a three-yard score off left end for his 15th rushing touchdown of the season. With the touchdown, he joined Terrell Davis (1997-98), Shaun Alexander (2004-05) and Larry Johnson (2005-06) as the only players in NFL history to rush for 1,500 yards and 15 touchdowns in two consecutive seasons. Set up a Titans' touchdown with a 33-yard run down to the Lions' three-yard line on third-and-one on the first play of the fourth quarter. Increased the Titans' lead to 32-18 with a two-point conversion plunge early in the fourth quarter.

- At Green Bay (12/27), rushed 23 times for 98 yards.

- At Houston (1/3), named AFC Offensive Player of the Week after carrying the ball 34 times for a franchise-record 250 rushing yards with two touchdowns in the Titans' division-clinching victory and in the process became the eighth player in NFL history to eclipse 2,000 rushing yards in a season. Became the first player in NFL history with five career games with at least 200 rushing yards and two rushing touchdowns. Gave the Titans a 10-3 lead with a 52-yard touchdown jaunt off right tackle on the first play of the second quarter. Set up the Titans' second touchdown of the afternoon with a 28-yard run to the Texans' one-yard line in the second stanza. Extended the Titans' lead to 24-9 with a six-yard touchdown run off left end in the third quarter. Set up a Titans' touchdown in the third quarter with a 45-yard rumble down the right sideline to the Houston five-yard line in the third quarter.

- Against Baltimore (1/10) in the Wild Card game, rushed 18 times for 40 yards and caught three passes for 11 yards.

2019 (15/15, 3/3): Named the NFL's FedEx Ground Player of the Year. Named second-team All-Pro by the Associated Press. Selected to his first career Pro Bowl. Started 15 games at running back and led the NFL with a

career-best 1,540 rushing yards. Led the AFC, ranked third in NFL and led the squad with a career-high 18 total touchdowns. Hauled in 18 receptions for 206 yards with two receiving touchdowns. Ranked second in the AFC and fourth in the NFL with a career-best 1,746 yards from scrimmage. Has posted 24 rushing touchdowns in his past 20 regular season games, which leads the NFL in that time period. Finished with the fourth-best rushing yardage total in franchise history and second in franchise history with 16 rushing touchdowns. Was inactive for one contest. Started all three playoff contests and finished the postseason with 83 rushing attempts for a league-best 446 yards and two touchdowns. His rushing yardage total ranked second in franchise postseason history behind Eddie George's 449 rushing yards during the 1999 playoffs. Hauled in five passes for 21 yards and threw a three-yard touchdown pass. Led the team in rushing yards 17 times in 2019 (at CLE, vs. IND, at ATL, vs. BUF, at DEN, vs. LAC, vs. TB, at CAR, vs. KC, vs. JAX, at IND, at OAK, vs. HOU, at HOU, at NE, at BAL, at KC). Tied for the team lead in receptions once in 2019 (at BAL). With two rushing touchdowns against Kansas City (11/10/19), passed Lorenzo White (29) for fifth place on the franchise's all-time rushing touchdowns list. Became the sixth player in franchise history with at least 12 touchdowns in two or more consecutive seasons. With his 74-yard touchdown run against Jacksonville (11/24/19), he joined Napoleon Kaufman (1997-1999) and Robert Smith (1997-2000) as the only players in NFL history to record a rushing touchdown of at least 70 yards in three consecutive seasons. Passed Steve McNair (3,439 career rushing yards) for sixth place on the team's all-time rushing list and later passed Hoyle Granger (3,514) for fifth place on the team's all-time rushing list at Oakland (12/8/19). Set a franchise playoff record with 182 rushing yards at New England (1/4/20) and then reset it with 195 rushing yards at Baltimore (1/11/20).

- At Cleveland (9/8), started at running back and rushed a game-high 19 times for a team-best 84 yards with a touchdown. Snared one reception for a career-best 75-yard touchdown. It was his first career performance with a rushing touchdown and receiving touchdown in a game. Gave the Titans a 10-6 lead with a one-yard touchdown plunge in the second quarter. Answered a Browns touchdown with a 75-yard touchdown reception on a screen to give the Titans a 22-13 lead late in the third quarter.

- Against Indianapolis (9/15), started at running back and led the team with 82 rushing yards on 15 carries with a touchdown. Caught two passes for 12 yards. Gave the Titans a 14-13 lead with a one-yard touchdown plunge in the third stanza.

- At Atlanta (9/29), started at running back and led the team with 100 rushing yards on 27 carries. Hauled in one reception for eight yards out of the backfield.

- Against Buffalo (10/6), started at running back and led the team with 78 rushing yards on 20 carries with a touchdown. Rumbled for 24 yards on a rush off right end late in the first quarter. Evened the score at 7-7 with a one-yard touchdown plunge on third-and-one in the third quarter.

- Against L.A. Chargers (10/20), started at running back and led the team with 90 rushing yards on 22 rushes with a touchdown. Snagged one reception for 18 yards. Extended the Titans' lead to 23-13 with an 11-yard touchdown rumble off left end in the fourth quarter. On an eight-yard run in the fourth quarter, he passed Ronnie Coleman (2,769 career rushing yards) for ninth place on the franchise's all-time rushing list.

- At Carolina (11/3), started at running back and carried the ball 13 times for 63 yards with a touchdown. Snared three passes for 36 yards with a receiving score. During the Titans' initial touchdown drive in the third quarter, rushed seven times for 47 yards and finished the march with an eight-yard touchdown run up the middle. Cut the Panthers' lead to 24-14 with a 23-yard touchdown reception on a screen early in the final quarter.

- Against Kansas City (11/10), started at running back and rushed 23 times for a then-season-best 188 rushing yards with two touchdowns. Caught two passes for three yards. Gave the Titans a 20-19 with a 68-yard touchdown run up the middle in the third quarter. On his 68-yard touchdown, became the ninth player in franchise history to reach 3,000 career rushing yards. Cut the Chiefs' lead to 29-27 with a one-yard touchdown plunge midway through the fourth quarter.

- Against Jacksonville (11/24), started at running back and rushed 19 times for 159 yards with two touchdowns. Caught one pass for 16 yards. Set up the Titans' second touchdown with a pass to Jonnu Smith which drew a 16-yard pass interference penalty in the end zone in the third quarter. Broke the game open with a 74-yard touchdown run down the left sideline in the third quarter. Less than 30 seconds later after a Titans' fumble recovery on the ensuing kickoff, gave the team a commanding 28-3 lead with a seven-yard touchdown plunge.

- At Indianapolis (12/1), started at running back and carried the ball 26 times for 149 yards with a touchdown. Tied for the team lead with three

receptions for 17 yards. Posted his third consecutive 100-yard+ rushing performance. Kept the Titans' opening touchdown drive alive with a three-yard run on third-and-one in the first quarter. Kickstarted the Titans' second touchdown march with a 34-yard run off right end in the third stanza. Cut the Colts lead to 17-14 with a 13-yard touchdown jaunt on fourth-and-one in the third quarter.

- At Oakland (12/8), started at running back and posted his fourth consecutive 100-yard rushing performance with a team-best 103 yards on the ground on 18 carries with two rushing scores. Caught one pass for six yards. Extended the Titans' first touchdown drive with a 12-yard rumble on third-and-one in the opening quarter. Evened the score at 7-7 with a 12-yard touchdown run off left end in the opening quarter. Gave the Titans a 28-21 lead with a 10-yard touchdown jaunt up the middle in the third stanza.

- At Houston (12/29), named AFC Offensive Player of the Week. Rushed a season-high 32 times for a season-best 211 yards with three touchdowns to become the NFL's leading rusher in 2019. Carried the ball seven times for 46 yards during the Titans' touchdown march to start the second half. Increased the Titans lead to 21-7 with a three-yard touchdown plunge in the third quarter. Gave the Titans a 28-14 advantage with a one-yard touchdown run early in the final stanza. Sealed the victory and captured the 2019 NFL rushing title with a 53-yard touchdown jaunt late in the fourth quarter.

- At New England (1/4), started at running back and led the team with a then franchise playoff record 182 rushing yards on 34 carries with a touchdown. Snared a 22-yard reception out of the backfield. Rushed for the second-most yards on the road in an NFL playoff game since 1950. Fueled the Titans' opening touchdown march with seven carries for 49 yards. Kickstarted the Titans' second touchdown drive with a 29-yard jaunt off right tackle in the second quarter. Set up the Titans' second touchdown with a 22-yard catch on a screen down to the Patriots' one-yard line late in the second quarter. Gave the Titans a 14-13 lead with a one-yard touchdown plunge late in the second stanza. Accounted for all 75 yards during the Titans' second touchdown drive.

- At Baltimore (1/11), started at running back. Collected a franchise postseason record 195 rushing yards on 30 carries and threw his first career touchdown pass. Tied for the team lead with two catches for seven yards. Set up the Titans' third touchdown of the afternoon with a 66-yard jaunt up the middle to the Ravens' six-yard line in the third quarter. Extended the Titans lead to 21-6 with a three-yard touchdown pass to Corey Davis out of the wildcat formation midway through the third stanza.

- At Kansas City (1/19), started at running back and rushed 19 times for 69 yards with a touchdown. Hauled in two passes for minus-eight yards. Gave the Titans a 10-0 lead with a four-yard touchdown run on a direct snap in the first quarter. Extended the Titans' second touchdown drive with a three-yard run on third-and-one in the second stanza.

2018 (16/12): Named to the PFWA's All-AFC team. Played in all 16 games with 12 starts at running back. Led the team and tied for the AFC lead with a then career-best 12 rushing touchdowns. Led the team and ranked second in the AFC with a then career-high 1,059 rushing yards on 215 carries. Hauled in 15 receptions for 99 yards. Completed two of three passes for 14 yards. Set a franchise record with 238 rushing yards and tied a franchise mark with four rushing touchdowns, including an NFL-record-tying 99-yard rushing score against Jacksonville (12/6/18). Led the team in rushing yards eight times in 2018 (vs. HOU, at JAX, at BUF, vs. NE, at IND, vs. JAX, at NYG, vs. WAS). Named AFC Offensive Player of the Week after collecting a franchise-best 238 rushing yards with a franchise-tying four rushing touchdowns against Jacksonville (12/6/18). Named AFC Offensive Player of the Month for December 2018 after registering 97 carries for 625 yards and eight touchdowns. Henry authored one of only four calendar months for the franchise since 1970 in which a player rushed for at least 600 yards.

- Against Houston (9/16), started at running back and led the team with 18 carries and 56 rushing yards. Posted his first career completion with a toss to Taywan Taylor for eight yards on a play out of the Wildcat formation. Extended the Titans' second scoring drive with a five-yard jaunt out of the Wildcat on third-and-one in the first quarter.

- At Los Angeles Chargers in London (10/21), started at running back and carried the ball 12 times for 33 yards with a touchdown. Snared two receptions for 32 yards out of the backfield. Ignited the Titans' second scoring drive with a 21-yard catch in the second stanza. Cut the Chargers' lead to 17-13 with a one-yard touchdown plunge with 9:43 left to play in the third quarter. Kept the Titans' final touchdown drive alive with a three-yard run on third-and-one in the fourth quarter.

- Against New England (11/11), started at running back and led the team with 58 rushing yards on 11 carries with a then career-high-tying two rushing scores. Extended the Titans lead to 24-10 with a one-yard touchdown plunge late in the second quarter. Sealed the Titans' victory with a 10-yard touchdown run out of the Wildcat to make the score 34-10 in the fourth quarter.

- Against Jacksonville (12/6), named AFC Offensive Player of the Week after rushing 17 times for a franchise-best 238 rushing yards with a franchise-tying four rushing touchdowns. His 238 rushing yards set a new franchise record, breaking Chris Johnson's mark of 228 yards against the Jaguars on Nov. 1, 2009. Became the seventh NFL player since the 1970 AFL-NFL merger with at least four rushing touchdowns and at least 200 rushing yards in a game. Matched Johnson as the only players in NFL history with a rushing touchdown of at least 90 yards and a rushing touchdown of at least 50 yards in the same game. Gave the Titans an early 7-0 lead with a three-yard touchdown plunge in the first quarter. Gave the Titans a commanding 13-2 lead with an NFL record-tying long 99-yard touchdown jaunt that featured multiple stiff arms in the second quarter. Notched his third rushing touchdown of the evening with a 16-yard rumble up the middle in the third quarter. Tied the franchise record with his fourth rushing score on a 54-yard sprint down the right sideline in the third stanza. With his four touchdowns in the game, he set a new career high with nine rushing touchdowns on the season.

- At N.Y. Giants (12/16), started at running back and posted a career-high 33 rushes for 170 yards and two touchdowns. Grabbed one reception out of the backfield. Recorded a team-best 10 first downs. Gave the Titans an early 7-0 lead with a one-yard touchdown plunge on fourth-and-goal in the first stanza. On a 22-yard run in the second quarter, surpassed 2,000 career rushing yards. Increased the Titans lead to 14-0 with his second one-yard touchdown run of the afternoon with 2:20 left to play in the third quarter.

- Against Washington (12/22), started at running back and rushed 21 times for 84 yards with a touchdown. Caught one pass for eight yards. Gave the Titans an early 6-3 lead with a one-yard touchdown plunge in the first quarter. Set up the Titans' game-winning touchdown with an 18-yard rumble down to the Redskins' two-yard line in the final stanza.

- Against Indianapolis (12/30), started at running back and led the team with 93 rushing yards on 16 carries. Hauled in one reception for 13 yards. Set up a Titans' touchdown by rumbling 33 yards to the Colts' 22-yard line late in the third quarter.

2017 (16/2, 2/2): Saw action in all 16 games with two starts at running back and led the team with a career-best 744 rushing yards on 176 carries. Tied for second on the squad with five rushing touchdowns. Caught 11 passes for 136 yards with a touchdown. Started his first two career postseason contests and led the squad with 184 rushing yards on 35 carries with a touchdown. Recorded five catches for 56 yards. Led the team in rushing yards eight times in 2017 (at JAX, vs. IND, vs. BAL, vs. CIN, at PIT, at IND, vs. HOU, at KC). Had three 100-yard rushing performances (including the playoffs) in 2017 (vs. IND, vs. HOU, at KC). Collected a career-best 131 rushing yards against Indianapolis (10/16/17). Set a new single-game postseason franchise record with 191 scrimmage yards at Kansas City (1/6/18), breaking a 57-year-old record.

- At Jacksonville (9/17), saw action as a reserve at running back and led the team with a then career-best 92 rushing yards on 14 carries with a touchdown. Posted 87 of his rushing yards in the second half. Kept the Titans' second scoring drive alive with a two-yard run on third-and-one in the second quarter. Gave the Titans a 16-3 lead with a punishing 17-yard touchdown run up the middle with 6:36 left to play in the third quarter. Extended the Titans' final touchdown drive with a three-yard plunge on third-and-one in the final quarter.

- Against Indianapolis (10/16), saw action as a reserve at running back and led the team with a career-best 131 rushing yards on a career-high 19 rushes with a touchdown. Caught one pass for 14 yards out of the backfield. Sealed the Titans' win with a 72-yard touchdown rumble down the left sideline on third-and-five with 47 second left to play in the game.

- Against Baltimore (11/5), played as a reserve at running back and led the team with 26 rushing yards on eight carries including a touchdown. Caught two passes for 10 yards. Increased the Titans lead to 16-6 with a one-yard touchdown run on third-and-one in the second quarter. Extended the Titans' game-winning touchdown drive with a six-yard catch on third-and-three in the fourth quarter.

- At Indianapolis (11/26), saw action as a reserve at running back and led the team with 79 rushing yards on 13 carries. Hauled in one reception for 10 yards out of the backfield. During the team's game-winning drive in the

fourth quarter, posted five carries for 42 yards and one reception for 10 yards. Helped seal the game with a 16-yard run on the first play after the two-minute warning.

- Against Houston (12/3), played as a reserve at running back and led the team with 109 rushing yards on 11 carries with a score. Set up the Titans' first touchdown with a 24-yard rumble down to the Texans' nine-yard line. Extended the Titans' second touchdown drive with a three-yard run on fourth-and-one late in the third quarter. Clinched the victory with a 75-yard touchdown run on third-and-five late in the fourth quarter.
- At Arizona (12/10), started at running back as the team opened in a two-back set and rushed eight times for 20 yards with a touchdown. Gave the Titans a 7-0 lead with a six-yard touchdown run off left end with 7:16 remaining in the first half.
- Against Jacksonville (12/31), started at running back and carried the ball a career-high 28 times for 51 yards. Led the team with 66 receiving yards and a touchdown. Gave the Titans a 6-0 lead with a 66-yard touchdown catch on a screen pass early in the second quarter.
- At Kansas City (1/6), started at running back and led the team with 156 rushing yards on 23 carries with a touchdown in his first career postseason game. Caught two passes for 35 yards out of the backfield. His 191 scrimmage yards set a new single-game postseason record for the franchise, breaking a 57-year-old record. Cut the Chiefs' lead to 21-16 with a 35-yard touchdown jaunt with 14:08 left to play in the game. Sealed the victory with a 22-yard rumble for a first down on third-and-10 with 1:53 remaining in the game.

2016 (15/2): Played in 15 games with two starts at running back as a rookie and ranked second on the team with 490 rushing yards on 110 carries with five touchdowns. Became the third rookie for the franchise in the "Titans era" to score at least five touchdowns in a season. Hauled in 13 receptions for 137 yards. Did not play in one contest after suffering an injury in pregame warmups. Led the team in rushing yards twice (at CHI, vs. HOU). Tied for the team lead in receptions once (vs. JAX). Appeared in his first career NFL game and started at running back against Minnesota (9/11/16). Posted his first career touchdown against Jacksonville (10/27/16).

- Against Minnesota (9/11), made his NFL debut and started in a two-running back set. Carried the ball five times for three yards and caught two passes for 41 yards. Set up the Titans' opening field goal by hauling in his first career catch and reversing field for a 29-yard gain in the first quarter.
- At Detroit (9/18), played as a reserve at running back and rushed nine times for 40 yards. Caught one pass for nine yards. Extended the Titans' first scoring drive with a five-yard jaunt on third-and-one late in the opening stanza.
- At Miami (10/9), started at running back as the team opened the game in a two-running back set. Rushed seven times for 54 yards with a long rush of 22 yards. Set up the Titans' second touchdown with a 22-yard dash up the middle in the second quarter.
- Against Jacksonville (10/27), played significant snaps as a reserve at running back and rushed 16 times for 60 yards with his first career touchdown. Tied for the team lead with four receptions for 37 yards. Increased the Titans lead to 17-0 with his first career rushing touchdown on a six-yard run off right end in the second quarter. Kept the Titans' final scoring drive alive with a two-yard rumble on third-and-one on the first play of the fourth quarter.
- At San Diego (11/6), did not play after being injured in pregame warmups.
- At Chicago (11/27), played as a reserve at running back and led the team with 60 rushing yards on eight carries with a touchdown. Evened the score at 7-7 with an 11-yard touchdown run off left tackle with four seconds left to play in the first quarter.
- At Kansas City (12/18), played as a reserve at running back and carried the ball nine times for 58 yards with two touchdowns. Carried the ball five times for 41 yards during the Titans' initial touchdown drive that was punctuated by his four-yard touchdown run with 11:58 left to play in the second quarter. Cut the Chiefs' lead to 17-16 with his second touchdown of the afternoon, a one-yard jaunt, with 3:12 left to play in the fourth quarter.
- Against Houston (1/1), played as a reserve at running back and led the team with a career-best 65 rushing yards on 15 carries with a touchdown. Caught one pass for three yards. Kept the Titans' final touchdown drive alive with a 14-yard run on third-and-one in the third quarter. Gave the

Titans a 21-7 advantage with a two-yard touchdown jaunt with 4:44 left to play in the third stanza.

COLLEGE:

- In three seasons at Alabama (2013-15), Henry played in 39 games and totaled 602 carries for a school-record 3,591 yards and 42 rushing touchdowns and added 285 yards on 17 career receptions with three receiving scores. Henry won numerous awards including the Heisman Trophy, the Doak Walker Award, Walter Camp Award, and Maxwell Award. During Alabama's victory over Clemson in the 2016 College Football Playoff National Championship, he broke Shaun Alexander's record for most career rushing yards in Alabama history.
- As a junior (2015), claimed the Crimson Tide's second Heisman Trophy and led his team to the College Football Playoff National Championship. Also won the Doak Walker and Maxwell Award and was selected as the Walter Camp Player of the Year. Named a unanimous first team All-American and first team All-SEC by the league's coaches and the Associated Press. Selected as the SEC Offensive Player of the Year by both outlets. Rushed for a school- and Southeastern Conference record 2,219 yards, which led the nation and was the fifth most in a single-season by an FBS player in college football history. Averaged 147.9 yards per game, which was second in the country. His 28 rushing touchdowns were a national best and an SEC record, snapping Tim Tebow and Tre Mason's old mark of 23. Led the SEC in rushing in conference games with a 179.2 yards per game average, including 13 touchdowns. Had multiple rushing touchdowns in nine games and set the Alabama single-season record with 10 100-yard rushing games and four 200-yard games, which broke Bobby Humphrey's school record (3) set in 1986. Only the third running back in SEC history (Herschel Walker and Bo Jackson) to have four 200-yard games in a single season. Set the school record with 11 consecutive games with a rushing touchdown and finished his career 20 straight, which was the most in the SEC history. Caught 11 passes for 91 yards. Accounted for a team-high 109 first down rushes on a school-record 395 carries. Was a five-time SEC Offensive Player of the Week (Wisconsin, Georgia, Texas A&M, Mississippi State and Auburn).
- At Auburn (11/28/15), produced a Heisman-worthy performance as he rushed his way past the Tigers on the Plains to the tune of a career-high 271 yards on the ground on a school-record 46 carries. Scored a touchdown on his 46th and final carry on a 25-yard jaunt that capped 14 straight rushes to end the game. Earned Walter Camp National Player of the Week honors and SEC Player of the Week accolades.
- Against Clemson (1/11/16), rushed for 158 yards and three touchdowns as the Crimson Tide claimed a 45-40 victory to win the national championship. Carried 36 times, including a 50-yard touchdown scamper in the first quarter and then sealed the win with a one-yard plunge with 1:07 remaining in the game.
- As a sophomore (2014), finished the year with 990 rushing yards on 172 carries with 11 rushing touchdowns. Had five receptions for 133 yards and two receiving touchdowns. Played in all 14 games with two starts and had 21 explosive rushes of 12 yards or more while converting 47 first downs, including four on third down. Three of his five receptions were explosive, taking screen passes 29, 41 and 52 yards.
- As a freshman (2013), as a true freshman saw action in 12 games and totaled 382 rushing yards on 35 carries for a 10.9 yards per carry average. Rushed 10 times (28.6 percent) for 12 yards or more while converting 17 first downs. Took his one pass reception to the end zone for a 61-yard catch and run in the Sugar Bowl. Contributed three tackles on special teams. Registered two 100-yard game (111 vs. Arkansas and 100 vs. Oklahoma).
- Graduated from Alabama in May 2018 with a degree in communications.

PERSONAL:

- Attended Yulee (Fla.) High School, where he was five-star prospect that was listed as the nation's No. 1 athlete and No. 4 running back prospect.
- Was a member of the 2012 All-USA Football Team, chosen by USA Today and also was named the 2012 Maxwell Football Club National High School Player of the Year.
- Broke Ken Hall's 51-year-old national high school rushing record with

12,124 yards after rushing for 4,261 yards as a senior in 2012. Was a Parade Magazine All-American and the publication's National Player of the Year.

- Played for the East squad in the U.S. Army All-American Bowl, rushing for 53 yards with a touchdown and a two-point conversion.
- Named MaxPreps National Player of the Year and first-team All-American after finishing his high school career with 153 rushing touchdowns, which ranks fifth all time, including 55 scores in 2012.
- Set the Florida high school record with a 510-yard performance against Jacksonville Jackson and averaged 9.2 yards per carry and 327.8 yards per game as a senior.
- Named 2012 first-team All-State selection by the Associated Press and was the Player of the Year on the All-First Coast team.
- Named the 2012 Columbus (Ohio) Touchdown Club National High School Player of the Year as a senior.
- As a junior (2011), rushed for 2,610 yards and 34 scores to earn first-team All-Coast honors from the Florida Times-Union.
- As a sophomore (2010) was named first-team All-Coast running back after rushing for 2,788 yards and 38 touchdowns while averaging 8.9 yards per attempt.
- As a freshman (2009), rushed for 2,465 yards and 26 scores.
- Also played basketball and ran track (100, 400, 4x100, 4x400) in high school.
- As a standout track & field athlete, he competed as a sprinter and posted

a personal-best time of 11.11 seconds in the 100-meter dash at the 2011 FHSAA 2A District 3 Championships, where he placed seventh.

- List of favorites: (movie) "Remember the Titans"; (musician) Kevin Gates; (place to get away) anywhere with his family; (food) wings; (athletes as a child) LaDainian Tomlinson and Eddie George; (sports teams as a child) New York Yankees, Los Angeles Lakers.
- Follow Henry on Twitter at @kinghenry_2.
- Follow Henry on Instagram at @last_king_2.
- Born Derrick Lamar Henry, Jr. on Jan. 4, 1994 in Yulee, Fla.

DERRICK HENRY'S GAME-BY-GAME

| 2016 Tennessee Titans | | | | RUSHING | | | | RECEIVING | | | | | |
|-----------------------|-------|------------|-------------|------------|------------|------------|-----------|-----------|-----------|------------|-------------|-----------|----------|
| Date | Opp | W/L | P/S | Att | Yds | Avg | Lg | TD | No | Yds | Avg | Lg | TD |
| Sept 11 | Min | L | S | 5 | 3 | 0.6 | 5 | 0 | 2 | 41 | 20.5 | 29 | 0 |
| Sept 18 | @ Det | W | p | 9 | 40 | 4.4 | 9 | 0 | 1 | 9 | 9.0 | 9 | 0 |
| Sept 25 | Oak | L | p | 10 | 45 | 4.5 | 13 | 0 | 0 | 0 | - | 0 | 0 |
| Oct 2 | @ Hou | L | p | 3 | 9 | 3.0 | 6 | 0 | 0 | 0 | - | 0 | 0 |
| Oct 9 | @ Mia | W | S | 7 | 54 | 7.7 | 22 | 0 | 0 | 0 | - | 0 | 0 |
| Oct 16 | Cle | W | p | 2 | 7 | 3.5 | 4 | 0 | 2 | 20 | 10.0 | 12 | 0 |
| Oct 23 | Ind | L | p | 1 | 3 | 3.0 | 3 | 0 | 0 | 0 | - | 0 | 0 |
| Oct 27 | Jax | W | p | 16 | 60 | 3.8 | 15 | 1 | 4 | 37 | 9.3 | 15 | 0 |
| Nov 6 | @ SD | L | DNP | | | | | | | | | | |
| Nov 13 | GB | W | p | 9 | 31 | 3.4 | 19 | 0 | 0 | 0 | - | 0 | 0 |
| Nov 20 | @ Ind | L | p | 0 | 0 | - | 0 | 0 | 0 | 0 | - | 0 | 0 |
| Nov 27 | @ Chi | W | p | 8 | 60 | 7.5 | 17 | 1 | 0 | 0 | - | 0 | 0 |
| Dec 11 | Den | W | p | 12 | 42 | 3.5 | 6 | 0 | 1 | 5 | 5.0 | 5 | 0 |
| Dec 18 | @ KC | W | p | 9 | 58 | 6.4 | 15 | 2 | 0 | 0 | - | 0 | 0 |
| Dec 24 | @ Jax | L | p | 4 | 13 | 3.3 | 10 | 0 | 2 | 22 | 11.0 | 11 | 0 |
| Jan 1 | Hou | W | p | 15 | 65 | 4.3 | 14 | 1 | 1 | 3 | 3.0 | 3 | 0 |
| Totals | | 9-7 | 15/2 | 110 | 490 | 4.5 | 22 | 5 | 13 | 137 | 10.5 | 29 | 0 |

| 2018 Tennessee Titans | | | | RUSHING | | | | RECEIVING | | | | | |
|-----------------------|-------|------------|--------------|------------|--------------|------------|------------|-----------|-----------|-----------|------------|-----------|----------|
| Date | Opp | W/L | P/S | Att | Yds | Avg | Lg | TD | No | Yds | Avg | Lg | TD |
| Sept 9 | @ Mia | L | S | 10 | 26 | 2.6 | 5 | 0 | 1 | 5 | 5.0 | 5 | 0 |
| Sept 16 | Hou | W | S | 18 | 56 | 3.1 | 9 | 0 | 0 | 0 | - | 0 | 0 |
| Sept 23 | @ Jax | W | S | 18 | 57 | 3.2 | 14 | 0 | 0 | 0 | - | 0 | 0 |
| Sept 30 | Phi | W | S | 8 | 24 | 3.0 | 14 | 0 | 2 | 7 | 3.5 | 13 | 0 |
| Oct 7 | @ Buf | L | S | 11 | 56 | 5.1 | 14 | 0 | 0 | 0 | - | 0 | 0 |
| Oct 14 | Bal | L | S | 7 | 21 | 3.0 | 6 | 0 | 1 | 5 | 5.0 | 5 | 0 |
| Oct 21 | @ LAC | L | S | 12 | 33 | 2.8 | 7 | 1 | 2 | 32 | 16.0 | 21 | 0 |
| Nov 5 | @ Dal | W | S | 6 | 27 | 4.5 | 13 | 1 | 2 | 5 | 2.5 | 3 | 0 |
| Nov 11 | NE | W | S | 11 | 58 | 5.3 | 14 | 2 | 0 | 0 | - | 0 | 0 |
| Nov 18 | @ Ind | L | p | 9 | 46 | 5.1 | 16 | 0 | 0 | 0 | - | 0 | 0 |
| Nov 26 | @ Hou | L | p | 8 | 30 | 3.8 | 8 | 0 | 2 | 19 | 9.5 | 11 | 0 |
| Dec 2 | NYJ | W | p | 10 | 40 | 4.0 | 12 | 1 | 2 | 5 | 2.5 | 4 | 0 |
| Dec 6 | Jax | W | p | 17 | 238 | 14.0 | 99t | 4 | 0 | 0 | - | 0 | 0 |
| Dec 16 | @ NYG | W | S | 33 | 170 | 5.2 | 22t | 2 | 1 | 0 | 0.0 | 0 | 0 |
| Dec 22 | Was | W | S | 21 | 84 | 4.0 | 18 | 1 | 1 | 8 | 8.0 | 8 | 0 |
| Dec 30 | Ind | L | S | 16 | 93 | 5.8 | 33 | 0 | 1 | 13 | 13.0 | 13 | 0 |
| Totals | | 9-7 | 16/12 | 215 | 1,059 | 4.9 | 99t | 12 | 15 | 99 | 6.6 | 21 | 0 |

| 2017 Tennessee Titans | | | | RUSHING | | | | RECEIVING | | | | | |
|-----------------------|-------|------------|-------------|------------|------------|------------|------------|-----------|-----------|------------|-------------|------------|----------|
| Date | Opp | W/L | P/S | Att | Yds | Avg | Lg | TD | No | Yds | Avg | Lg | TD |
| Sept 10 | Oak | L | p | 6 | 25 | 4.2 | 8 | 0 | 0 | 0 | - | 0 | 0 |
| Sept 17 | @ Jax | W | p | 14 | 92 | 6.6 | 17t | 1 | 0 | 0 | - | 0 | 0 |
| Sept 24 | Sea | W | p | 13 | 54 | 4.2 | 25 | 0 | 1 | 10 | 10.0 | 10 | 0 |
| Oct 1 | @ Hou | L | p | 6 | 7 | 1.2 | 3 | 0 | 0 | 0 | - | 0 | 0 |
| Oct 8 | @ Mia | L | p | 4 | 9 | 2.3 | 11 | 0 | 0 | 0 | - | 0 | 0 |
| Oct 16 | Ind | W | p | 19 | 131 | 6.9 | 72t | 1 | 1 | 14 | 14.0 | 14 | 0 |
| Oct 22 | @ Cle | W | p | 13 | 13 | 1.0 | 9 | 0 | 2 | 11 | 5.5 | 8 | 0 |
| Nov 5 | Bal | W | p | 8 | 26 | 3.3 | 10 | 1 | 2 | 10 | 5.0 | 6 | 0 |
| Nov 12 | Cin | W | p | 11 | 52 | 4.7 | 23 | 0 | 0 | 0 | - | 0 | 0 |
| Nov 16 | @ Pit | L | p | 7 | 32 | 4.6 | 16 | 0 | 0 | 0 | - | 0 | 0 |
| Nov 26 | @ Ind | W | p | 13 | 79 | 6.1 | 16 | 0 | 1 | 10 | 10.0 | 10 | 0 |
| Dec 3 | Hou | W | p | 11 | 109 | 9.9 | 75t | 1 | 0 | 0 | - | 0 | 0 |
| Dec 10 | @ Ari | L | S | 8 | 20 | 2.5 | 9 | 1 | 0 | 0 | - | 0 | 0 |
| Dec 17 | @ SF | L | p | 7 | 19 | 2.7 | 10 | 0 | 2 | 9 | 4.5 | 8 | 0 |
| Dec 24 | LAR | L | p | 8 | 25 | 3.1 | 10 | 0 | 1 | 6 | 6.0 | 6 | 0 |
| Dec 31 | Jax | W | S | 28 | 51 | 1.8 | 13 | 0 | 1 | 66 | 66.0 | 66t | 1 |
| Totals | | 9-7 | 16/2 | 176 | 744 | 4.2 | 75t | 5 | 11 | 136 | 12.4 | 66t | 1 |
| Playoffs | | | | | | | | | | | | | |
| Jan 6 | @ KC | W | S | 23 | 156 | 6.8 | 35t | 1 | 2 | 35 | 17.5 | 29 | 0 |
| Jan 13 | @ NE | L | S | 12 | 28 | 2.3 | 4 | 0 | 3 | 21 | 7.0 | 14 | 0 |
| Totals | | 1-1 | 2/2 | 35 | 184 | 5.3 | 35t | 1 | 5 | 56 | 11.2 | 29 | 0 |

| 2019 Tennessee Titans | | | | RUSHING | | | | RECEIVING | | | | | |
|-----------------------|-------|------------|--------------|------------|--------------|------------|------------|-----------|-----------|------------|-------------|------------|----------|
| Date | Opp | W/L | P/S | Att | Yds | Avg | Lg | TD | No | Yds | Avg | Lg | TD |
| Sept 8 | @ Cle | W | S | 19 | 84 | 4.4 | 18 | 1 | 1 | 75 | 75.0 | 75t | 1 |
| Sept 15 | Ind | L | S | 15 | 82 | 5.5 | 18 | 1 | 2 | 12 | 6.0 | 9 | 0 |
| Sept 19 | @ Jax | L | S | 17 | 44 | 2.6 | 11 | 1 | 1 | 2 | 2.0 | 2 | 0 |
| Sept 29 | @ Atl | W | S | 27 | 100 | 3.7 | 16 | 0 | 1 | 8 | 8.0 | 8 | 0 |
| Oct 6 | Buf | L | S | 20 | 78 | 3.9 | 24 | 1 | 0 | 0 | - | 0 | 0 |
| Oct 13 | @ Den | L | S | 15 | 28 | 1.9 | 6 | 0 | 1 | 5 | 5.0 | 5 | 0 |
| Oct 20 | LAC | W | S | 22 | 90 | 4.1 | 12 | 1 | 1 | 18 | 18.0 | 18 | 0 |
| Oct 27 | TB | W | S | 16 | 75 | 4.7 | 34 | 0 | 1 | 8 | 8.0 | 8 | 0 |
| Nov 3 | @ Car | L | S | 13 | 63 | 4.8 | 12 | 1 | 3 | 36 | 12.0 | 23t | 1 |
| Nov 10 | KC | W | S | 23 | 188 | 8.2 | 68t | 2 | 2 | 3 | 1.5 | 6 | 0 |
| Nov 24 | Jax | W | S | 19 | 159 | 8.4 | 74t | 2 | 1 | 16 | 16.0 | 16 | 0 |
| Dec 1 | @ Ind | W | S | 26 | 149 | 5.7 | 34 | 1 | 3 | 17 | 5.7 | 9 | 0 |
| Dec 8 | @ Oak | W | S | 18 | 103 | 5.7 | 24 | 2 | 1 | 6 | 6.0 | 6 | 0 |
| Dec 15 | Hou | L | S | 21 | 86 | 4.1 | 23 | 0 | 0 | 0 | - | 0 | 0 |
| Dec 22 | NO | L | IA | | | | | | | | | | |
| Dec 29 | @ Hou | W | S | 32 | 211 | 6.6 | 53t | 3 | 0 | 0 | - | 0 | 0 |
| Totals | | 9-7 | 15/15 | 303 | 1,540 | 5.1 | 74t | 16 | 18 | 206 | 11.4 | 75t | 2 |
| Playoffs | | | | | | | | | | | | | |
| Jan 4 | @ NE | W | S | 34 | 182 | 5.4 | 29 | 1 | 1 | 22 | 22.0 | 22 | 0 |
| Jan 11 | @ Bal | W | S | 30 | 195 | 6.5 | 66 | 0 | 2 | 7 | 3.5 | 8 | 0 |
| Jan 19 | @ KC | L | S | 19 | 69 | 3.6 | 13 | 1 | 2 | -8 | -4.0 | -2 | 0 |
| Totals | | 2-1 | 3/3 | 83 | 446 | 5.4 | 66 | 2 | 5 | 21 | 4.2 | 22 | 0 |

DERRICK HENRY'S GAME-BY-GAME CONT.

| 2020 Tennessee Titans | | | | RUSHING | | | | RECEIVING | | | | | |
|-----------------------|-------|-------------|--------------|------------|--------------|------------|------------|-----------|-----------|------------|------------|-----------|----------|
| Date | Opp | W/L | P/S | Att | Yds | Avg | Lg | TD | No | Yds | Avg | Lg | TD |
| Sept 14 | @ Den | W | S | 31 | 116 | 3.7 | 13 | 0 | 3 | 15 | 5.0 | 6 | 0 |
| Sept 20 | Jax | W | S | 25 | 84 | 3.4 | 14 | 0 | 0 | 0 | - | 0 | 0 |
| Sept 27 | @ Min | W | S | 26 | 119 | 4.6 | 16 | 2 | 2 | 11 | 5.5 | 6 | 0 |
| Oct 13 | Buf | W | S | 19 | 57 | 3.0 | 12 | 2 | 1 | 6 | 6.0 | 6 | 0 |
| Oct 18 | Hou | W | S | 22 | 212 | 9.6 | 94t | 2 | 2 | 52 | 26.0 | 53 | 0 |
| Oct 25 | Pit | L | S | 20 | 75 | 3.8 | 17 | 1 | 2 | -3 | -1.5 | -1 | 0 |
| Nov 1 | @ Cin | L | S | 18 | 112 | 6.2 | 21 | 1 | 0 | 0 | - | 0 | 0 |
| Nov 8 | Chi | W | S | 21 | 68 | 3.2 | 26 | 0 | 0 | 0 | - | 0 | 0 |
| Nov 12 | Ind | L | S | 19 | 103 | 5.4 | 20 | 0 | 1 | 6 | 6.0 | 6 | 0 |
| Nov 22 | @ Bal | W | S | 28 | 133 | 4.8 | 29t | 1 | 1 | -1 | -1.0 | -1 | 0 |
| Nov 29 | @ Ind | W | S | 27 | 178 | 6.6 | 31 | 3 | 2 | 7 | 3.5 | 4 | 0 |
| Dec 6 | Cle | L | S | 15 | 60 | 4.0 | 10 | 0 | 1 | 9 | 9.0 | 9 | 0 |
| Dec 13 | @ Jax | W | S | 26 | 215 | 8.3 | 47 | 2 | 2 | 7 | 3.5 | 6 | 0 |
| Dec 20 | Det | W | S | 24 | 147 | 6.1 | 33 | 1 | 2 | 5 | 2.5 | 6 | 0 |
| Dec 27 | @ GB | L | S | 23 | 98 | 4.3 | 10 | 0 | 0 | 0 | - | 0 | 0 |
| Jan 3 | @ Hou | W | S | 34 | 250 | 7.4 | 52t | 2 | 0 | 0 | - | 0 | 0 |
| Totals | | 11-5 | 16/16 | 378 | 2,027 | 5.4 | 94t | 17 | 19 | 114 | 6.0 | 53 | 0 |
| Playoffs | | | | | | | | | | | | | |
| Jan 10 | Bal | L | S | 18 | 40 | 2.2 | 8 | 0 | 3 | 11 | 3.7 | 7 | 0 |
| Totals | | 0-1 | 1/1 | 18 | 40 | 2.2 | 8 | 0 | 3 | 11 | 3.7 | 7 | 0 |

| 2021 Tennessee Titans | | | | RUSHING | | | | RECEIVING | | | | | |
|-----------------------|-------|-------------|------------|------------|------------|------------|------------|-----------|-----------|------------|------------|-----------|----------|
| Date | Opp | W/L | P/S | Att | Yds | Avg | Lg | TD | No | Yds | Avg | Lg | TD |
| Sept 12 | Ari | L | S | 17 | 58 | 3.4 | 19 | 0 | 3 | 19 | 6.3 | 8 | 0 |
| Sept 19 | @ Sea | W | S | 35 | 182 | 5.2 | 60t | 3 | 6 | 55 | 9.2 | 15 | 0 |
| Sept 26 | Ind | W | S | 28 | 113 | 4.0 | 19 | 0 | 3 | 31 | 10.3 | 14 | 0 |
| Oct 3 | @ NYJ | L | S | 33 | 157 | 4.8 | 22 | 1 | 2 | 20 | 10.0 | 16 | 0 |
| Oct 10 | @ Jax | W | S | 29 | 130 | 4.5 | 15 | 3 | 0 | 0 | - | 0 | 0 |
| Oct 18 | Buf | W | S | 20 | 143 | 7.2 | 76t | 3 | 2 | 13 | 6.5 | 9 | 0 |
| Oct 24 | KC | W | S | 29 | 86 | 3.0 | 11 | 0 | 2 | 16 | 8.0 | 13 | 0 |
| Oct 31 | @ Ind | W | S | 28 | 68 | 2.4 | 9 | 0 | 0 | 0 | - | 0 | 0 |
| Nov 7 | @ LAR | W | IR | | | | | | | | | | |
| Nov 14 | NO | W | IR | | | | | | | | | | |
| Nov 21 | Hou | L | IR | | | | | | | | | | |
| Nov 28 | @ NE | L | IR | | | | | | | | | | |
| Dec 12 | Jax | W | IR | | | | | | | | | | |
| Dec 19 | @ Pit | L | IR | | | | | | | | | | |
| Dec 23 | SF | W | IR | | | | | | | | | | |
| Jan 2 | Mia | W | IR | | | | | | | | | | |
| Jan 9 | @ Hou | W | IR | | | | | | | | | | |
| Totals | | 12-5 | 8/8 | 219 | 937 | 4.3 | 76t | 10 | 18 | 154 | 8.6 | 16 | 0 |
| Playoffs | | | | | | | | | | | | | |
| Jan 22 | Cin | L | S | 20 | 62 | 3.1 | 9 | 1 | 0 | 0 | - | 0 | 0 |
| Totals | | 0-1 | 1/1 | 20 | 62 | 3.1 | 9 | 1 | 0 | 0 | - | 0 | 0 |

| 2022 Tennessee Titans | | | | RUSHING | | | | RECEIVING | | | | | |
|-----------------------|-------|-------------|--------------|------------|--------------|------------|-----------|-----------|-----------|------------|-------------|-----------|----------|
| Date | Opp | W/L | P/S | Att | Yds | Avg | Lg | TD | No | Yds | Avg | Lg | TD |
| Sept 11 | NYG | L | S | 21 | 82 | 3.9 | 18 | 0 | 0 | 0 | - | 0 | 0 |
| Sept 19 | @ Buf | L | S | 13 | 25 | 1.9 | 9 | 1 | 0 | 0 | - | 0 | 0 |
| Sept 25 | LV | W | S | 20 | 85 | 4.3 | 24 | 1 | 5 | 58 | 11.6 | 23 | 0 |
| Oct 2 | @ Ind | W | S | 22 | 114 | 5.2 | 19t | 1 | 3 | 33 | 11.0 | 22 | 0 |
| Oct 9 | @ Was | W | S | 28 | 102 | 3.6 | 15 | 2 | 2 | 30 | 15.0 | 24 | 0 |
| Oct 23 | Ind | W | S | 30 | 128 | 4.3 | 23 | 0 | 3 | 10 | 3.3 | 9 | 0 |
| Oct 30 | @ Hou | W | S | 32 | 219 | 6.8 | 41 | 2 | 1 | 9 | 9.0 | 9 | 0 |
| Nov 6 | @ KC | L | S | 17 | 115 | 6.8 | 56 | 2 | 0 | 0 | - | 0 | 0 |
| Nov 13 | Den | W | S | 19 | 53 | 2.8 | 10 | 0 | 2 | 14 | 7.0 | 7 | 0 |
| Nov 17 | @ GB | W | S | 28 | 87 | 3.1 | 9 | 1 | 2 | 45 | 22.5 | 42 | 0 |
| Nov 27 | Cin | L | S | 17 | 38 | 2.2 | 9 | 0 | 3 | 79 | 26.3 | 69 | 0 |
| Dec 4 | @ Phi | L | S | 11 | 30 | 2.7 | 6 | 0 | 2 | 8 | 4.0 | 6 | 0 |
| Dec 11 | Jax | L | S | 17 | 121 | 7.1 | 50 | 1 | 3 | 34 | 11.3 | 16 | 0 |
| Dec 18 | @ LAC | L | S | 21 | 104 | 5.0 | 13 | 1 | 4 | 59 | 14.8 | 37 | 0 |
| Dec 24 | Hou | L | S | 23 | 126 | 5.5 | 48t | 1 | 2 | 0 | 0.0 | 5 | 0 |
| Dec 29 | Dal | L | IA | | | | | | | | | | |
| Jan 7 | @ Jax | L | S | 30 | 109 | 3.6 | 14 | 0 | 1 | 19 | 19.0 | 19 | 0 |
| Totals | | 7-10 | 16/16 | 349 | 1,538 | 4.4 | 56 | 13 | 33 | 398 | 12.1 | 69 | 0 |

| 2023 Tennessee Titans | | | | RUSHING | | | | RECEIVING | | | | | |
|-----------------------|-------|------------|--------------|------------|------------|------------|-----------|-----------|-----------|------------|------------|-----------|----------|
| Date | Opp | W/L | P/S | Att | Yds | Avg | Lg | TD | No | Yds | Avg | Lg | TD |
| Sept 10 | @ NO | L | S | 15 | 63 | 4.2 | 18 | 0 | 2 | 56 | 28.0 | 46 | 0 |
| Sept 17 | LAC | W | S | 25 | 80 | 3.2 | 23 | 1 | 3 | 15 | 5.0 | 9 | 0 |
| Sept 24 | @ Cle | L | S | 11 | 20 | 1.8 | 9 | 0 | 0 | 0 | - | 0 | 0 |
| Oct 1 | Cin | W | S | 22 | 122 | 5.5 | 29t | 1 | 1 | 11 | 11.0 | 11 | 0 |
| Oct 8 | @ Ind | L | S | 13 | 43 | 3.3 | 8 | 0 | 3 | 19 | 6.3 | 13 | 0 |
| Oct 15 | Bal | L | S | 12 | 97 | 8.1 | 63 | 1 | 2 | 16 | 8.0 | 9 | 0 |
| Oct 29 | Atl | W | S | 22 | 101 | 4.6 | 14 | 0 | 4 | 21 | 5.3 | 8 | 0 |
| Nov 2 | @ Pit | L | S | 17 | 75 | 4.4 | 15 | 1 | 3 | 27 | 9.0 | 23 | 0 |
| Nov 12 | @ TB | L | S | 11 | 24 | 2.2 | 8 | 0 | 1 | -4 | -4.0 | -4 | 0 |
| Nov 19 | @ Jax | L | S | 10 | 38 | 3.8 | 16 | 0 | 1 | 6 | 6.0 | 6 | 0 |
| Nov 26 | Car | W | S | 18 | 76 | 4.2 | 18 | 2 | 1 | 0 | 0.0 | 0 | 0 |
| Dec 3 | Ind | | | | | | | | | | | | |
| Dec 11 | @ Mia | | | | | | | | | | | | |
| Dec 17 | Hou | | | | | | | | | | | | |
| Dec 24 | Sea | | | | | | | | | | | | |
| Dec 31 | @ Hou | | | | | | | | | | | | |
| Jan 6/7 | Jax | | | | | | | | | | | | |
| Totals | | 4-7 | 11/11 | 176 | 739 | 4.2 | 63 | 6 | 21 | 167 | 8.0 | 46 | 0 |

DERRICK HENRY'S NFL STATISTICS

REGULAR SEASON

| Year | Team | REGULAR SEASON | | RUSHING | | | | | RECEIVING | | | | |
|-------------------|-----------|----------------|-----------|--------------|--------------|------------|------------|-----------|------------|--------------|------------|------------|----------|
| | | GP | GS | Att | Yds | Avg | Lg | TD | No | Yds | Avg | Lg | TD |
| 2016 | Tennessee | 15 | 2 | 110 | 490 | 4.5 | 22 | 5 | 13 | 137 | 10.5 | 29 | 0 |
| 2017 | Tennessee | 16 | 2 | 176 | 744 | 4.2 | 75t | 5 | 11 | 136 | 12.4 | 66t | 1 |
| 2018 | Tennessee | 16 | 12 | 215 | 1,059 | 4.9 | 99t | 12 | 15 | 99 | 6.6 | 21 | 0 |
| 2019 | Tennessee | 15 | 15 | 303 | 1,540 | 5.1 | 74t | 16 | 18 | 206 | 11.4 | 75t | 2 |
| 2020 | Tennessee | 16 | 16 | 378 | 2,027 | 5.4 | 94t | 17 | 19 | 114 | 6.0 | 53 | 0 |
| 2021 | Tennessee | 8 | 8 | 219 | 937 | 4.3 | 76t | 10 | 18 | 154 | 8.6 | 16 | 0 |
| 2022 | Tennessee | 16 | 16 | 349 | 1,538 | 4.4 | 56 | 13 | 33 | 398 | 12.1 | 69 | 0 |
| 2023 | Tennessee | 11 | 11 | 176 | 739 | 4.2 | 63 | 6 | 21 | 167 | 8.0 | 46 | 0 |
| NFL Totals | | 113 | 82 | 1,926 | 9,074 | 4.7 | 99t | 84 | 148 | 1,411 | 9.5 | 75t | 3 |

PLAYOFFS

| Year | Team | PLAYOFFS | | RUSHING | | | | | RECEIVING | | | | |
|-------------------|-----------|----------|----------|------------|------------|------------|-----------|----------|-----------|-----------|------------|-----------|----------|
| | | GP | GS | Att | Yds | Avg | Lg | TD | No | Yds | Avg | Lg | TD |
| 2017 | Tennessee | 2 | 2 | 35 | 184 | 5.3 | 35t | 1 | 5 | 56 | 11.2 | 29 | 0 |
| 2019 | Tennessee | 3 | 3 | 83 | 446 | 5.4 | 66 | 2 | 5 | 21 | 4.2 | 22 | 0 |
| 2020 | Tennessee | 1 | 1 | 18 | 40 | 2.2 | 8 | 0 | 3 | 11 | 3.7 | 7 | 0 |
| 2021 | Tennessee | 1 | 1 | 20 | 62 | 3.1 | 9 | 1 | 0 | 0 | - | 0 | 0 |
| NFL Totals | | 7 | 7 | 156 | 732 | 4.7 | 66 | 4 | 13 | 88 | 6.8 | 29 | 0 |

Single-Game Highs

Rushes - 35 at Seattle (9/19/21)
 Rushing Yards - 250 at Houston (1/3/21)
 Long Rush - 99t vs. Jacksonville (12/6/18)
 Touchdowns - 4 vs. Jacksonville (12/6/18)
 Receptions - 6 at Seattle (9/19/21)
 Receiving Yards - 79 vs. Cincinnati (11/27/22)
 Long Reception - 75t at Cleveland (9/8/19)
 Touchdowns - 1 (Three times, last at Carolina 11/3/19)

Additional Statistics

Pass Attempts - 2 for 3 for 14 yards (2018); 1 for 1 for 5 yards with a touchdown (2021); 2 for 2 for 4 yards with touchdown (2022); **1 for 2 for 2 yards with a touchdown (2023)**
 Tackles - 4 (2018), 1 (2019)
 Two-Point Conversions - 1 run (2020), 1 run (2021)
 Fumble Recoveries - 1 (2020), 1 (2021), **1 (2023)**

Playoff Single-Game Highs

Rushes - 34 at New England (1/4/20)
 Rushing Yards - 195 at Baltimore (1/11/20)
 Long Rush - 66 at Baltimore (1/11/20)
 Touchdowns - 1 (Four times, last vs. Cincinnati 1/22/22)
 Receptions - 3 (Twice, last vs. Baltimore 1/10/21)
 Receiving Yards - 35 at Kansas City (1/6/18)
 Long Reception - 29 at Kansas City (1/6/18)

Additional Playoff Statistics

Pass Attempts - 1 for 1 for 3-yard touchdown at Baltimore (1/11/20)
 Fumble Recoveries - 1 (2019)



37 AMANI HOOKER

DEFENSIVE BACK • 5'11" • 210 LBS • COLLEGE: IOWA
ACQUIRED: 4TH ROUND - 2019 • NFL EXPERIENCE (NFL/TITANS): 5/5
HOMETOWN: MINNEAPOLIS, MINN.
GAMES PLAYED/GAMES STARTED: 63/34 (PLAYOFFS: 5/1)



PRO: The Titans traded up to select Amani Hooker with the 116th overall pick in the fourth round of the 2019 NFL Draft. The 5-foot-11-inch, 210-pound defender was coveted for his versatility, having played safety, and a hybrid linebacker/cornerback position at Iowa. Hooker made a huge impact for the Titans secondary in his second pro campaign in 2020, appearing in all 16 games and tying for the team lead with four interceptions. In his third pro season, he ranked fourth on the team with a career-high 62 tackles.

CAREER HIGHLIGHTS:

- In 2022, appeared in nine games and collected 46 tackles, an interception, four quarterback pressures, a stop for loss, three passes defended, a forced fumble and a fumble recovery.
- In 2021, Hooker collected a career-best 62 tackles.
- In 2020, Hooker tied for the team lead with four interceptions while posting 44 tackles and eight passes defended.
- In 2019, Hooker played as a reserve safety in all 16 games as a rookie and collected 13 tackles while ranking third on the team with eight special teams tackles.
- As a junior in 2018, Hooker received the Tatum-Woodson award given to the best defensive back in the Big Ten.

TITANS TIDBITS:

- Hooker was named a finalist for Minnesota's Mr. Football in 2015. Yet he had just two FBS scholarship offers. When the in-state university showed hesitancy after multiple workouts, Hooker knew he belonged at Iowa saying, "love who loves me."
- In February 2019, Hooker helped crowdfund about \$1,200 for the Park Center high school football program through a Pledge-It campaign raising a dollar amount for every inch of his vertical jump at the NFL Scouting Combine. His 37-inch jump ranked fifth among safeties and equaled money for better equipment at his alma mater.
- Amani's brother, Quinton, played basketball for North Dakota and helped take the team to the NCAA tournament his senior year. Quinton was Minnesota's Mr. Basketball in high school and currently plays basketball professionally in France.

CAREER TRANSACTIONS:

- The Minneapolis, Minn., native was selected by the Titans in the fourth round (116th overall) of the 2019 NFL Draft.

SEASON RECAPS:

2023 (10/10): Ranks third on the team with 64 tackles. Tied for second on the team with four passes defended. Has led the team in tackles twice in 2023 (at CLE, vs. CAR). Has led the team in passes defended once in 2023 (at NO). Has tied for the team lead in special teams tackles once in 2023 (vs. BAL).

- At New Orleans (9/10), started at safety and notched four tackles, an interception, another pass defended and a stop for loss. Registered a special teams tackle, forced fumble and fumble recovery on coverage units. Gave the Titans ideal field position by forcing a Rashid Shaheed fumble and recovering the loose ball at the Saints' 24-yard line on the opening kickoff of the contest. Stuffed Shaheed for a one-yard loss on a short pass late in the first quarter. Intercepted a Derek Carr pass intended for Juwan Johnson on third-and-eight late in the opening stanza. Broke up a third-and-seven pass intended for Johnson in the third quarter.
- Against L.A. Chargers (9/17), was inactive.
- At Cleveland (9/24), started at safety and led the team with 11 tackles to go along with a quarterback pressure. Combined with Azeez Al-Shaair to

drop Kareem Hunt for a one-yard loss on a rush off left tackle in the fourth quarter.

- Against Cincinnati (10/1), posted five tackles, including a stop for loss and a pass defended. Deflected a pass intended for Tee Higgins at the goal line in the opening quarter. Stuffed Joe Mixon for a two-yard loss on a rush in the final stanza.
- At Indianapolis (10/8), recorded four tackles. Combined with Jack Gibbens to stuff Zack Moss for no gain on a rush off left tackle in the second quarter.
- In London, against Baltimore (10/15), registered seven tackles, including a stop for loss. Posted a special teams stop on coverage units. Dropped Justice Hill for a three-yard loss on a short pass early in the third quarter.
- Against Atlanta (10/29), notched seven tackles and a pass defended. Converted a first down with a two-yard rush on a fake punt on fourth-and-one in the opening stanza. Halted a Falcons drive by breaking up a pass intended for Van Jefferson on third-and-10 in the final stanza.
- At Pittsburgh (11/2), tallied seven tackles.
- At Tampa Bay (11/12), collected five tackles and a quarterback pressure.
- At Jacksonville (11/19), recorded four tackles.
- Against Carolina (11/26), led the team with 10 tackles. Posted a special teams tackle on coverage units. Sealed the victory by dropping DJ Chark Jr. for no gain on a fourth-and-six pass late in the final stanza.

2022 (9/9): Started nine games at safety and registered 46 tackles, an interception, four quarterback pressures, a stop for loss, three passes defended, a forced fumble and a fumble recovery. Was inactive for eight games. Led or tied for the team lead in tackles twice in 2022 (vs. IND, vs. CIN). Tied for the team lead in passes defended twice in 2022 (vs. NYG, at BUF). Tied for the team lead in quarterback pressures once in 2022 (vs. JAX).

- Against N.Y. Giants (9/11), posted four tackles and an interception. Halted a Giants' scoring drive by intercepting a Daniel Jones pass intended for Saquon Barkley in the end zone in the fourth quarter.
- Against Las Vegas (9/25), notched six tackles and a forced fumble. Forced a Josh Jacobs fumble that rolled out of bounds at the Titans' two-yard line early in the fourth quarter.
- Against Indianapolis (10/23), returned to the lineup as a starter at safety and tied for the team lead with 10 tackles, including a stop for loss and a fumble recovery. Stuffed Deon Jackson for a one-yard loss on a rush off right end in the second quarter. Sealed the victory by recovering a Michael Pittman fumble that was forced by Terrance Mitchell late in the fourth quarter.
- At Houston (10/30), started at safety and notched a tackle before leaving the game late in the second quarter with an injury.
- Against Cincinnati (11/27), returned to the lineup and started at safety in his 50th career regular season game. Led the team with eight tackles.
- Against Jacksonville (12/11), posted four tackles and a pass defended. Tied for the team lead with three quarterback pressures. Broke up a pass intended for Christian Kirk late in the third quarter.
- At Jacksonville (1/7), returned to the lineup as a starter at safety and totaled five tackles.

2021 (12/12, 1/1): Started 12 games at safety and ranked fourth on the team with a career-best 62 tackles. Posted an interception, four passes defended, a stop for loss and a forced fumble. Placed on injured reserve on Sept. 15 and missed four games before being activated from injured reserve designated to return on Oct. 18. Was inactive for one contest. Started the postseason contest and registered seven tackles, an interception, another pass defended and a special teams stop. Led or tied for the team lead in tackles twice in 2021 (at LAR, vs. MIA). Led or tied for

the team lead in passes defended twice in 2021 (vs. SF, vs. CIN). Tied for the team lead in special teams tackles once in 2021 (vs. CIN).

- Against Arizona (9/12), started at safety and collected six tackles before leaving the game late in the second quarter with an injury. Hauled in a six-yard pass from Matthias Farley on a fake punt late in the first quarter.
- Against Buffalo (10/18), returned to the lineup as a starter at safety and registered nine tackles with a forced fumble. Forced a Zack Moss fumble that landed out of bounds in the opening quarter.
- At Indianapolis (10/31), started at safety and posted four tackles with a pass defended. Defended a deep pass intended for Mo Alie-Cox late in the second quarter.
- At L.A. Rams (11/7), started at safety and led the team with a career-best 12 tackles. Stopped Darrell Henderson Jr. short of the first down with a diving tackle on a short third-and-three pass in the fourth quarter.
- Against Jacksonville (12/12), started at safety and posted two tackles with a pass defended. Broke up a pass intended for James O'Shaughnessy late in the third quarter.
- Against San Francisco (12/23), started at safety and tallied six tackles with an interception while helping limit All-Pro tight end George Kittle to just two receptions for 21 yards. Set up the Titans first touchdown of the evening by intercepting a Jimmy Garoppolo pass intended for Deebo Samuel and returning it 21 yards to the San Francisco 18-yard line in the third quarter.
- Against Miami (1/2), started at safety and tied for the team lead with six tackles to go along with a pass defended. Stopped Jaylen Waddle for no gain on a short pass in the first quarter. Defended a pass intended for DeVante Parker in the fourth quarter.
- Against Cincinnati (1/22), made his first career postseason start at safety and registered seven tackles, an interception, another pass defended and a special teams stop. Halted a Bengals' drive by breaking up a third-and-five pass intended for Tee Higgins in the third quarter. Made a diving interception of a Joe Burrow tipped pass that set up the Titans' tying-touchdown late in the third quarter.

2020 (16/3, 1/0): Played in all 16 games with three starts at safety and tied for the team lead with four interceptions. Collected 44 tackles, a stop for loss and eight passes defended. Ranked fourth on the team with seven special teams tackles. Played as a reserve in the postseason contest. Tied for the team lead in passes defended twice at 2020 (at BAL, at HOU). Tied for the team lead in special teams tackles once in 2020 (at HOU). Collected his first career interception at Minnesota (9/27/20). Made his first career NFL start at Baltimore (11/22/20).

- Against Jacksonville (9/20), played as a reserve at safety and posted two tackles and a pass defended. Broke up a deep pass intended for Collin Johnson in the end zone late in the second quarter.
- At Minnesota (9/27), saw action as a reserve at safety and registered a tackle and his first career interception. Sealed the victory by intercepting a deep pass intended for Adam Thielen that was originally deflected by Kevin Byard late in the fourth quarter.
- Against Pittsburgh (10/25), played as a reserve at safety and registered three tackles and two passes defended, including an interception. Notched a special teams tackle on coverage units. Broke up a pass intended for James Conner in the second quarter. Intercepted a Ben Roethlisberger pass in the end zone that was initially deflected by Jayon Brown late in the final quarter.
- Against Chicago (11/8), played as a reserve at safety and tallied a career-high seven tackles. Registered two special teams tackles on coverage units. Sealed the victory by recovering an onside kick late in the fourth quarter.
- At Baltimore (11/22), made his first career start at safety and totaled six tackles with an interception and another pass defended. Defended a deep pass intended for Marquise Brown in the end zone in the second quarter. Intercepted Lamar Jackson's deep pass intended for Devin Duvernay late in the third quarter.
- At Jacksonville (12/13), started at safety and notched seven tackles, including a stop for loss. Rushed for a first down on a four-yard carry on a fake punt. Stuffed James Robinson for a one-yard loss on a rush up the middle early in the first quarter.
- At Houston (1/3), saw action as a reserve at safety and notched two tackles and an interception in the Titans' division-clinching victory. Collected a special teams tackle on coverage units. Intercepted a Deshaun

Watson pass intended for Brandin Cooks in the first quarter.

- 2019 (16/0, 3/0):** Played as a reserve safety in all 16 games as a rookie and collected 13 tackles. Ranked third on the team with eight special teams tackles. Saw action as a reserve in all three postseason contests and notched three tackles on defense and a special teams stop on coverage units. Caught one pass for 28 yards on a fake punt. Tied for the team lead in special teams tackles five times in 2019 (at JAX, vs. BUF, vs. TB, at IND, at HOU). Appeared in his first career NFL contest at Cleveland (9/8/19).
- At Cleveland (9/8), made his NFL debut as a reserve at safety and on special teams. Notched a stop on special teams coverage units.
 - At Jacksonville (9/19), saw action as a reserve at safety and on special teams. Tied for the team lead with a special teams stop.
 - At Atlanta (9/29), played as a reserve at safety and registered four tackles.
 - Against Tampa Bay (10/27), saw action as a reserve at safety and tallied a tackle. Notched a special teams tackle on coverage units.
 - Against Kansas City (11/10), saw action as a reserve at safety and registered two tackles.
 - Against Jacksonville (11/24), played as a reserve at safety and on special teams. Notched two tackles on special teams coverage units.
 - At Indianapolis (12/1), saw action as a reserve at safety and posted two tackles. Tied for the team lead with a special teams tackle on coverage units.
 - At Oakland (12/8), saw significant action as a reserve at safety and amassed three tackles.
 - Against Houston (12/15), played as a reserve at safety and on special teams.
 - At Houston (12/29), played as a reserve at safety and on special teams. Tied for the team lead with a special teams stop on coverage units.
 - At New England (1/4), saw action as a reserve safety in his postseason debut and posted two tackles.
 - At Kansas City (1/19), saw action as a reserve at safety and on special teams. Posted a special teams tackle on coverage units and hauled in his first career reception on a fake punt. Extended the Titans' final touchdown drive with a 28-yard reception from Brett Kern on a fake punt in the fourth quarter.

COLLEGE:

- During a three-year career at Iowa, played in 36 games with 19 starts and totaled 125 tackles, six interceptions, a sack, 3.5 tackles for loss and nine passes defended. Declared for the NFL Draft following his junior campaign.
- As a junior (2018), named Tatum-Woodson Defensive Back of the Year in the Big Ten. Selected second team All-America by The Associated Press and USA Today and All-Big Ten by league coaches and media. Selected as Roy Carver Most Valuable Player for the Iowa defense. Started all 13 games and shared the team lead with four interceptions and seven pass break-ups, while ranking second with 65 tackles.
- As a sophomore (2017), saw action in 10 games with six starts and recorded 56 tackles, two interceptions with a touchdown return, and two passes defended. Named to Associated Press All-Bowl team following his performance in Pinstripe Bowl win over Boston College.
- As a freshman (2016), saw action in all 13 games, primarily on special teams, recording three solo tackles and one assist.
- Majored in sports and recreation management with a minor in entrepreneurship at Iowa.

PERSONAL:

- Attended Parker Center (Brooklyn Park, Minn.), High School where he played primarily safety and wide receiver, but also lined up as cornerback, running back, quarterback and linebacker.
- As a senior, was selected Conference MVP, named first team All-State and was a finalist for "Mr. Football."
- In his final high school campaign, the team captain set the school record for interceptions in a season (11) and helped team post a 9-3 record, while reaching state playoffs.
- Named second team All-State as a junior and third-team All-State as a sophomore and was selected first team All-Conference for three straight seasons.
- Also played basketball.
- List of favorites: (TV show) "Naruto"; (movies) "Transformers" series;

AMANI HOOKER'S NFL STATISTICS

| REGULAR SEASON | | | | TACKLES | | | | | | | INTERCEPTIONS | | | | | FUMBLES | | | |
|-------------------|-----------|-----------|-----------|------------|------------|-----------|------------|------------|----------|----------|---------------|-----------|-----------|----------|-----------|----------|----------|----------|-----------|
| Year | Team | GP | GS | Tot | Solo | Asst | Sk | Yds | QBP | TFL | No | Yds | Lg | TD | PD | FF | FR | Yds | SpT |
| 2019 | Tennessee | 16 | 0 | 13 | 8 | 5 | 0.0 | 0.0 | 1 | 0 | 0 | 0 | 0 | 0 | 0 | 0 | 0 | 0 | 8 |
| 2020 | Tennessee | 16 | 3 | 44 | 30 | 14 | 0.0 | 0.0 | 0 | 1 | 4 | 11 | 6 | 0 | 8 | 0 | 0 | 0 | 7 |
| 2021 | Tennessee | 12 | 12 | 62 | 38 | 24 | 0.0 | 0.0 | 0 | 1 | 1 | 21 | 21 | 0 | 4 | 1 | 0 | 0 | 0 |
| 2022 | Tennessee | 9 | 9 | 46 | 39 | 7 | 0.0 | 0.0 | 4 | 1 | 1 | 0 | 0 | 0 | 3 | 1 | 1 | 0 | 0 |
| 2023 | Tennessee | 10 | 10 | 64 | 51 | 13 | 0.0 | 0.0 | 2 | 3 | 1 | 10 | 10 | 0 | 4 | 0 | 0 | 0 | 3 |
| NFL Totals | | 63 | 34 | 229 | 166 | 63 | 0.0 | 0.0 | 6 | 6 | 7 | 42 | 21 | 0 | 19 | 2 | 1 | 0 | 18 |

| PLAYOFFS | | | | TACKLES | | | | | | | INTERCEPTIONS | | | | | FUMBLES | | | |
|-------------------|-----------|----------|----------|-----------|----------|----------|------------|------------|----------|----------|---------------|-----------|-----------|----------|----------|----------|----------|----------|----------|
| Year | Team | GP | GS | Tot | Solo | Asst | Sk | Yds | QBP | TFL | No | Yds | Lg | TD | PD | FF | FR | Yds | SpT |
| 2019 | Tennessee | 3 | 0 | 3 | 0 | 3 | 0.0 | 0.0 | 0 | 0 | 0 | 0 | 0 | 0 | 0 | 0 | 0 | 0 | 0 |
| 2020 | Tennessee | 1 | 0 | 0 | 0 | 0 | 0.0 | 0.0 | 0 | 0 | 0 | 0 | 0 | 0 | 0 | 0 | 0 | 0 | 0 |
| 2021 | Tennessee | 1 | 1 | 7 | 4 | 3 | 0.0 | 0.0 | 0 | 0 | 1 | 15 | 15 | 0 | 2 | 0 | 0 | 0 | 1 |
| NFL Totals | | 5 | 1 | 10 | 4 | 6 | 0.0 | 0.0 | 0 | 0 | 1 | 15 | 15 | 0 | 2 | 0 | 0 | 0 | 1 |

Single-Game Highs

Tackles - 12 at L.A. Rams (11/7/21)
 Interceptions - **1 (Seven times, last at New Orleans 9/10/23)**
 Passes Defensed - **2 (Three times, last at New Orleans 9/10/23)**
 Quarterback Pressures - 3 vs. Jacksonville (12/11/22)
 Forced Fumble - 1 (Twice, last vs. Las Vegas 9/25/22)
 Fumble Recovery - 1 vs. Indianapolis (10/23/22)
 Special Teams Tackles - 2 (Twice, last vs. Chicago 11/8/20)

Additional Statistics

Rushes - 1 for 4 yards at Jacksonville (12/13/20); **1 for 2 yards vs. Atlanta (10/29/23)**
 Receptions - 1 for 6 yards vs. Arizona (9/12/21)
 Special Teams Forced Fumble - **1 at New Orleans (9/10/23)**
 Special Teams Fumble Recovery - **1 at New Orleans (9/10/23)**

Playoff Single-Game Highs

Tackles - 7 vs. Cincinnati (1/22/22)
 Interceptions - 1 vs. Cincinnati (1/22/22)
 Passes Defensed - 2 vs. Cincinnati (1/22/22)
 Special Teams Tackles - 1 vs. Cincinnati (1/22/22)

Additional Playoff Statistics

Receptions - 1 for 28 yards at Kansas City (1/19/20); 1 for 6 yards vs. Arizona (9/12/21)



10 DeANDRE HOPKINS

WIDE RECEIVER • 6'1" • 212 LBS • COLLEGE: CLEMSON

ACQUIRED: FREE AGENT - 2023

NFL EXPERIENCE (NFL/TITANS): 11/1 • HOMETOWN: CENTRAL, S.C.

GAMES PLAYED/GAMES STARTED: 156/156 (PLAYOFFS: 6/6)



Pro Bowl: 2015, 2017, 2018, 2019, 2020

PRO: The Titans signed DeAndre Hopkins as a free agent in the 2023 offseason. The 6-foot-1-inch, 212 pounder brings a veteran presence to a young receiving room and possesses an impressive combination of size, catch radius, a talent to win contested catches and an ability to read defenses. Entering 2023, the four-time All-Pro (first-team 2017-19, second team 2020) and five-time Pro Bowl selection ranks first in receptions (853), first in first down receptions (594), second in receiving yards (11,298) and fourth in receiving touchdowns (71) since entering the league in 2013. Hopkins entered the league as the 27th overall pick in the 2013 NFL Draft out of Clemson and spent his first seven seasons with the Houston Texans before being traded to the Arizona Cardinals in 2020.

CAREER HIGHLIGHTS:

- In his first 10 seasons, Hopkins established himself as one of the premier receivers in NFL history with 853 receptions for 11,298 yards and 71 touchdowns while starting in 145 games.
- Hopkins is a five-time Pro Bowl selection (2015, 2017-20) and four-time All-Pro selection. Named first team All-Pro in three straight seasons (2017-19) and second team All-Pro in 2020.
- Has surpassed 100 receptions four times in his career, has six seasons of 1,000+ receiving yards, three seasons with 10+ touchdowns and has posted 100+ receiving yards in a game 40 times.
- From 2013 to 2022, ranked first in receptions (853), first in first down receptions (594), second in receiving yards (11,298) and fourth in receiving touchdowns (71) during the regular season.
- Enters 2023 with at least one reception in all 145 career games played during the regular season. That represents the longest active streak in the NFL and is the fourth-longest in the Super Bowl era to begin a career.
- Was the only NFL player to have 100+ receptions every season between 2018-20.
- Hopkins (two) joins Devante Adams (two) as the only active NFL players with at least 100 receptions, 1,500 receiving yards and 11 touchdown receptions in multiple seasons (2015, 2018).
- In Week 10 of the 2020 season Hopkins hauled in a 43-yard pass from Kyle Murray over three Buffalo Bills defenders in the end zone with two seconds remaining for the game-winning touchdown. The play was dubbed "Hail Murray" and won the 2021 ESPY for "Best Play."
- In 2019, finished the season with 104 receptions for 1,165 yards and seven touchdowns and was named first-team AP NFL All-Pro for the third consecutive year.
- In 2018, named to his second consecutive AP NFL All-Pro first team and Pro Bowl after posting 115 receptions for 1,572 yards and 11 touchdowns.
- In 2017, Hopkins posted 96 receptions for 1,378 yards and 13 touchdowns earning him first-team AP NFL All-Pro and Pro Bowl honors. His 13 receiving touchdowns led the league. Became one of two players in 2017 to score a receiving touchdown in five consecutive games.
- In 2015, named to his first Pro Bowl and selected second-team AP NFL All-Pro after finishing the year with 111 receptions for 1,521 yards and 11 touchdowns. Became the first player in NFL history with at least nine catches and 145 receiving yards in three consecutive games (Weeks 4-6).
- In 2014, recorded 76 receptions for 1,210 yards and six touchdowns. He became the 25th player in NFL history to amass 2,000 yards receiving through his first two seasons. Recorded a career-high 238 receiving yards on nine receptions in Week 13 against the Titans.
- In 2013, Hopkins started all 16 games and finished the season with 52 receptions for 802 yards. Earned a spot on the PFWA All-Rookie Team and was voted the Texans Rookie of the Year by teammates. Was named NFL

Offensive Rookie of the Month in September after recording 20 receptions for 270 yards and a touchdown.

TITANS TIDBITS:

- Hopkins reunites with head coach Mike Vrabel, offensive coordinator Tim Kelly, pass game coordinator and quarterbacks coach Charles London and passing game analyst Pat O'Hara after spending time with all three coaches in Houston during their time as Texans.
- Started his annual NFL FLAG Football League in 2021, a program that teaches the fundamentals of football through a no-contact rule and team-oriented environment.
- Hopkins' mother, Sabrina Greenlee, established the SMOOTH Foundation to assist survivors of domestic violence. In addition to providing financial assistance to the foundation, Hopkins also spends time meeting with women his mother mentors and speaking to high school students about his past experiences.
- Following his freshman season at Clemson, Hopkins briefly joined the basketball team. He appeared in seven games for the Tigers, recording a rebound, steal, block and an assist.

CAREER TRANSACTIONS:

- The Central, S.C., native was selected by the Houston Texans in the first round (27th overall) of the 2013 NFL Draft.
- Traded by the Texans to the Arizona Cardinals on March 13, 2020.
- Released by the Cardinals on May 26, 2023.
- Signed by the Titans as a free agent on July 24, 2023.

SEASON RECAPS:

- 2023 (11/11 - Tennessee):** Leads the team with 45 receptions, 699 receiving yards and four receiving touchdowns. Has caught at least one pass in all 156 career games played, the longest active streak in the NFL. Has 42 career 100-yard receiving performances (including the playoffs), including two in 2023 (at IND, vs. ATL). Has led or tied for the team lead in receptions six times in 2023 (at NO, vs. LAC, at IND, vs. ATL, at PIT, at JAX). Has led the team in receiving yards seven times in 2023 (at NO, at CLE, vs. CIN, at IND, vs. ATL, at JAX, vs. CAR).
- At New Orleans (9/10), started at wide receiver in his Titans debut and led the team with seven receptions and 65 receiving yards. Extended the Titans' fourth scoring drive with a 16-yard catch on third-and-10 in the final quarter.
 - Against L.A. Chargers (9/17), tied for the team lead with four catches for 40 yards. Kept the Titans' second scoring drive alive with a nine-yard grab on third-and-four in the third quarter. Extended the Titans' final touchdown drive with a 14-yard catch on third-and-four in the fourth stanza. Set up the Titans' game-winning field goal with a 14-yard reception to the Chargers' 23-yard line in overtime.
 - At Cleveland (9/24), led the team with 48 receiving yards on three catches. Hauled in a 26-yard pass down the left sideline late in the second quarter.
 - Against Cincinnati (10/1), led the team with 63 receiving yards on four receptions. Kept the Titans' first touchdown drive alive with a 38-yard grab down the right sideline on third-and-seven in the second stanza. Converted a pair of third downs during the Titans' final scoring march: a six-yard catch on third-and-five and a 12-yard hookup on third-and-five in the third stanza.
 - At Indianapolis (10/8), started at wide receiver in his 150th career regular season game and collected team-highs with eight catches and 140 receiving yards. Snared an 11-yard pass on third-and-six during the Titans' opening scoring drive in the first quarter. Set up the Titans first touchdown

with a pair of catches for 52 yards in the third quarter.

- In London, against Baltimore (10/15), grabbed one reception for 20 yards.
- Against Atlanta (10/29), tied for the team lead with four catches for a team-best 128 yards while tying a career-high with three receiving scores. Registered his first career game with at least 100 receiving yards and three touchdown receptions. Became the third player in NFL history to catch the first career touchdown pass of four different players, joining Marvin Harrison and Joey Galloway. Gave Tennessee a 7-3 lead with his first touchdown in a Titans uniform, a 47-yard bomb from Will Levis, late in the first quarter. Got open across the middle for a 16-yard touchdown grab and a 14-3 lead in the second quarter. Increased the Titans lead to 21-9 with a 61-yard reception late in the third quarter.
- At Pittsburgh (11/2), tied for the team lead with four receptions for 60 yards. Rushed once for five yards. Converted a first-and-23 with a 29-yard reception in the first quarter. Extended the Titans' touchdown drive with a five-yard catch on third-and-three in the second quarter.
- At Tampa Bay (11/12), hauled in three passes for 27 yards.
- At Jacksonville (11/19), led the team with four receptions and 59 receiving yards to go along with a touchdown. Got the Titans on the scoreboard with a 43-yard touchdown catch on the final play of the third quarter.
- Against Carolina (11/26), led the team with 49 receiving yards on three catches.

2022 (9/9 - Arizona) Started nine games and finished with 64 receptions for 717 yards and three touchdowns. Led the Cardinals in receiving yards and ranked second in receptions. Registered three games of 10+ receptions, only Larry Fitzgerald (four in 2017) had more games with 10+ receptions in a season in franchise history. Was suspended for the first six games of the season. Was inactive the last two games of the season due to injury.

- Against New Orleans (10/20), made his first start of the season and led the team with 10 receptions and 103 receiving yards.
- At Minnesota (10/30), recorded 12 receptions for 159 yards and one touchdown. His first catch of the game was the 800th of his career. Only two players in NFL reached 800 receptions at a younger age than Hopkins (30 years, 146 days)—Larry Fitzgerald (30 years, 57 days) and Antonio Brown (30 years, 138 days). The game was the 138th of his career. Only four players in NFL history reached 800 career receptions in fewer games; Antonio Brown (126), Julio Jones (127), Marvin Harrison (131) and Andre Johnson (137). The 159 receiving yards marked the 39th time he registered 100-yards receiving in a game, among active players only Julio Jones (50) has more 100-yard receiving games.
- Against Seattle (11/6), had four receptions for 36 yards and one touchdown.
- Against L.A. Rams (11/13), finished the game with 10 receptions for 98 yards. Marked the 15th time in his career, he registered 10+ receptions in a game and the third of the season.
- Against San Francisco (11/21), hauled in nine passes for 91 yards. Surpassed 11,000 receiving yards for his career. Hopkins joined Julio Jones and DeSean Jackson as the only active players with 11,000+ receiving yards in their career at the conclusion of the 2022 season. At 30 years, 168 days old, he became the fourth-youngest player in NFL history to reach the 11,000 receiving yards milestone.
- Against L.A. Chargers (11/27), led the team with 87 receiving yards on four receptions with one touchdown. The touchdown marked the 71st of his career. Among active players, only Davante Adams (83) and Mike Evans (78) have more receiving touchdowns.
- Against New England (12/12), led the team with seven receptions for 79 yards.
- At Denver (12/18), led the team with seven receptions for 60 yards.

2021 (10/10 - Arizona): Started all 10 games he was active for and recorded a team-high eight touchdown receptions on 42 catches for 572 yards. Was named a Cardinals team captain for the first time. Was inactive for three games. Placed on injured reserve on Dec. 18, 2021 and missed the rest of the season.

- At Tennessee (9/12), led the team with 83 receiving yards on six receptions and added two touchdowns, marking his 11th-career multiple-touchdown game and first with the Cardinals.
- Against Minnesota (9/19), recorded four receptions for 54 yards and one touchdown. Recorded a receiving touchdown in the first two games to open the season for the first time since 2016 and his three touchdown catches marked the highest total of his career through the first two games of a season.
- Against San Francisco (10/10), tallied team highs in receptions (nine), and yards (87). Also added a touchdown. Reached 770 receptions for his

career, the most in NFL history prior to a player's 30th birthday (he did not turn 30 until 6/6/22). On the Cardinals final touchdown drive, he registered two receptions on back-to-back plays to give Arizona a 17-7 lead. With the Cardinals leading 17-10 and facing a second-and-eight with 3:25 left, he hauled in an 11-yard reception for a first down to seal the game.

- At Cleveland (10/17), caught three passes for 55 yards and two touchdowns. Matched his previous season's touchdown total (six) and trailed only two players in franchise history for the most touchdown catches through the first six games of a season.
- Against Houston (10/24), totaled a team-high seven receptions for 53 yards and one touchdown.
- Against Green Bay (10/28), led the team with 66 receiving yards on just two receptions.
- At Chicago (12/5), caught two passes for 32 yards and one touchdown for an offense that became just the fifth team in NFL history to go at least five straight games without a turnover.
- Against L.A. Rams (12/13), had five receptions for 54 yards.

2020 (16/16 - Arizona): Started 16 games and recorded 115 receptions for 1,407 yards and six touchdowns. His receptions tied for second in the NFL, his receiving yards ranked third and he was tied for second in 100-yard games (seven) during his first season with the Cardinals. Named second-team All-Pro and was selected to his fifth Pro Bowl, joining Davante Adams, Keenan Allen and Tyreek Hill as the four wide receivers selected to the Pro Bowl in each of the last four seasons. Named the Lloyd Herberg team MVP by the local PFWA chapter. Established a franchise record for the most receptions in a season and ranked eighth in team history for the most receiving yards in a season. Posted his fourth-career 100-catch season, tied for the third most in NFL history through a player's first eight seasons.

- At San Francisco (9/13), established a franchise record for the most receptions in a season-opener with a career-high 14 catches (tied for the second-highest single-game total in franchise history). Posted 151 receiving yards for an offense that gained 404 total net yards against the 49ers.
- Against Washington (9/20) had a game-high eight receptions for 68 yards and a touchdown.
- Against Detroit (9/27), gained 137 yards on a game-high 10 receptions.
- At N.Y. Jets (10/11), had six receptions for 131 yards and a touchdown, becoming the fourth-youngest player in NFL history to reach 9,000 career receiving yards (Randy Moss, Calvin Johnson and Larry Fitzgerald) with his first catch of the day. Secured an acrobatic 45-yard catch while falling out of bounds at the Jets 44-yard line before a grabbing a 37-yard touchdown reception on the Cardinals fourth quarter scoring drive.
- At Dallas (10/19), had two receptions for 73 yards and a pair of first downs that extended touchdown drives on Monday Night Football. Helped the Cardinals score a season-high 38 points and gain 438 total yards.
- Against Seattle (10/25), caught 10 passes for 103 yards and a 35-yard touchdown on Sunday Night Football. Helped the Cardinals gain 519 total yards against the Seahawks.
- Against Miami (11/8), caught three passes for 30 yards, breaking an NFL record for most receptions in a player's first eight games with a team and tying a franchise record for the most catches through the first eight games of a season (60).
- Against Buffalo (11/15), caught seven passes for 127 yards including a 43-yard game-winning Hail Mary touchdown with just two seconds remaining in regulation. Earned Bridgestone Clutch Performance Play of the Year and the "Best Play" award at the 2021 ESPYS for the "Hail Murray." Marked his fourth-career game-winning touchdown catch in the fourth quarter/overtime and the first to come with under a minute left on the clock. Earned NFC Offensive Player of the Week honors for his performance.
- At Seattle (11/19), had five receptions for 51 yards on Thursday Night Football, becoming the youngest player in NFL history to reach 700 career receptions (28 years, 166 days).
- Against Los Angeles Rams (12/6), gained 52 yards and scored one touchdown on a team-high eight receptions, eclipsing the 1,000-yard mark for the sixth time in his career and fourth consecutive season.
- At N.Y. Giants (12/13), caught nine passes for a game-high 136 yards, marking his sixth 100-yard outing of the season and fourth such performance at MetLife Stadium in four career games at the venue.
- Against Philadelphia (12/20), totaled nine receptions for a season-high 169 yards and what would turn out to be the game-winning touchdown on a 20-yard catch in the fourth quarter. Had receptions of 45 and 44 yards for an offense that gained a season-high 526 total net yards against the Eagles. Became just the fourth different player in franchise history to reach

100 receptions in a season.

- Against San Francisco (12/26), posted a game-high eight receptions, establishing a new franchise record for receptions in a season (111). Tallied 48 receiving yards on the eight receptions.
- At L.A. Rams (1/3), recorded four receptions for 35 yards. Surpassed 10,000 receiving yards for his career. At 28 years, 211 days old he became the youngest player in NFL history to reach the milestone. Became just the seventh player in NFL history with 10,000+ receiving yards in his first eight seasons.

2019 (15/15, 2/2 - Houston): Started 15 games and had 104 receptions for 1,165 yards and seven touchdowns. Was his third consecutive season with at least 1,000 receiving yards. Named first-team All-Pro and voted to his fourth Pro Bowl. Marked his third consecutive season being named first-team All-Pro. Started both playoff contests and recorded postseason career highs in receptions (15) and receiving yards (208). Marked his third season with more than 100 receptions, which is tied for the NFL's second most since 2013 (Antonio Brown). Tied for the AFC lead with five games of 100+ receiving yards during the regular season. Registered at least five receptions in each game he played, extending his streak to 18 consecutive games with five-or-more catches, the longest active streak in the NFL.

- At New Orleans (9/9), led the team with 111 receiving yards and two touchdowns on eight catches. Had at least 100 receiving yards for a fourth consecutive game for the first time since Weeks 3-6 of the 2015 season, which tied the longest streak of games with 100+ receiving yards in his career.
- Against Atlanta (10/6), registered seven receptions for 88 yards while appearing in his 100th-career game. Became the 14th player in Texans history to play in at least 100 games with the team.
- At Indianapolis (10/20), finished with a team-high 106 receiving yards and a touchdown on nine receptions, notching his second 100-yard performance of the season and the 27th of his career. Marked his 10th consecutive game with at least five receptions.
- Against Oakland (10/27), totaled 109 receiving yards on a season-high 11 receptions, his second-consecutive 100-yard performance and the 28th of his career. Surpassed 8,000 career receiving yards at 27 years, 4 months, 22 days old, becoming the third-youngest player in NFL history to reach the milestone behind Randy Moss (26 years, 9 months, 25 days) and Larry Fitzgerald (27 years, 3 months, 20 days).
- At Jacksonville (11/3), recorded 48 yards and a touchdown on eight receptions in the win at Wembley Stadium in London. Marked his 12th-consecutive game with at least five receptions, tying his own franchise record (12 straight in 2015).
- At Baltimore (11/17), finished with a game-high 80 yards on seven receptions. At 27 years, 5 months, 12 days old, reached 600 receptions for his career, becoming the second-youngest player in NFL history to reach the milestone (Larry Fitzgerald; 27 years, 3 months, 20 days). Became the first player in Texans history to record at least seven catches in six-straight games and joined Michael Thomas (active) and Adam Thielen (2018) as the only players in the last four seasons (2016-19) to accomplish the feat.
- Against Indianapolis (11/21), posted 94 yards and two touchdowns on six receptions, marking his second game during the season with multiple touchdown receptions. Was his 10th career game with multiple touchdown catches, tying Andre Johnson (10) for the most such games in franchise history.
- Against New England (12/1), recorded a team-high 64 receiving yards on five receptions and threw his first career touchdown pass. Threw a six-yard touchdown pass to Deshaun Watson in the fourth quarter. Extended his streak to 15 consecutive games with at least five receptions, the longest streak in team history.
- Against Denver (12/8), led the team with 120 receiving yards and a touchdown on seven receptions. Registered his AFC leading fourth 100-yard performance of the season and his 29th career game with at least 100 receiving yards.
- At Tennessee (12/15), finished with 119 receiving yards on six receptions, including 98 receiving yards on four catches in the fourth quarter. Marks the second-most fourth quarter receiving yards in a game in franchise history, trailing his own record in Week 8 of 2017 at Seattle (106). It was his second-consecutive game with 100 receiving yards and fifth 100-yard outing of the season.
- Against Buffalo (1/4), totaled six receptions for 90 yards and converted a two-point conversion in Wild Card win. Hauled in the then-longest reception in Texans postseason history with a 41-yard grab and passed Andre Johnson (25) for the most career postseason receptions in franchise history with 28.

- At Kansas City (1/12), established postseason career highs for receptions (nine) and receiving yards (118) in the Divisional Round matchup. His 118 receiving yards set a Texans postseason record and his nine catches tied for the second-most in team history in a playoff contest. Became the third player in team history to record 100+ receiving yards in a playoff game, joining Andre Johnson (2011) and Keke Coutee (2018). Extended his streak to six consecutive postseason games with at least five receptions, the longest active streak in the NFL, the longest streak in franchise history and tied for the fifth longest playoff streak in NFL history, trailing only Julian Edelman (13 games from 2013-2018), Wes Welker (10, 2007-13), Jerry Rice (10, 1988-92) and Antonio Brown (seven, 2011-17).

2018 (16/16, 1/1 - Houston): Started all 16 games and set career highs in receptions (115) and receiving yards (1,572) and finished with the second-most touchdowns in a season (11). Earned AP All-Pro First Team honors for a second-consecutive season. Selected to his third-career and second-consecutive Pro Bowl. Tied Andre Johnson for the most receptions (115) in a single season in franchise history. Started in the postseason contest and recorded five receptions for 37 yards.

- At New England (9/9), finished with a team-high 78 yards receiving on eight catches extending his streak to 10 consecutive games with 60+ scrimmage yards, dating back to Week 8 of 2017.
- At Tennessee (9/16) recorded 110 yards receiving and one touchdown on six receptions (18.3 avg.). At 26 years, three months and 10 days, became the third youngest player in NFL history to reach 6,000 receiving yards behind only Randy Moss (25 years, eight months, 27 days) and Larry Fitzgerald (26 years, 0 months, 13 days).
- Against N.Y. Giants (9/23), finished second on the team with 86 receiving yards on four receptions. Extended his streak to 12 consecutive games with 60-or-more yards from scrimmage, dating back to Week 8 of the 2017 season, which is the longest active streak in the NFL.
- At Indianapolis (9/30), led the team with 169 yards on 10 receptions and one touchdown. His 24-yard reception in overtime set up a game-winning 37-yard field goal by Ka'imi Fairbairn.
- Against Dallas (10/7), recorded a team-high 151 receiving yards on nine receptions and notched his first career pass defended on the Cowboys' Hail Mary play as time expired in regulation. Tied Andre Johnson (six) for the most receptions of 25-plus yards through Week 5 of a season in franchise history.
- Against Buffalo (10/14), registered a team-high 63 yards receiving on five receptions and one touchdown.
- At Jacksonville (10/21), recorded three receptions for 50 yards and one touchdown. Caught his 40th career touchdown, becoming the fastest player in franchise history to reach 40 career touchdowns in his 86th career game, passing Andre Johnson (99 games).
- Against Miami (10/25), finished with a team-high six receptions for 82 yards and two touchdowns. Has tallied 13 touchdown receptions in 15 games played with Deshaun Watson.
- At Denver (11/4), tallied 10 receptions for 105 yards and one touchdown. Extended his streak to 18 consecutive games with at least 50 yards receiving, which is the longest streak in franchise history and tied Jerry Rice and Warren Wells (18) for the fourth-longest streak in NFL history. Broke his own franchise record for the most receiving yards (870 in 2015) through the first nine games of a season in franchise history.
- At Washington (11/18), caught five passes for 56 yards and one touchdown. Tied his own franchise record for the most consecutive games with one touchdown (five).
- Against Indianapolis (12/9), finished with four receptions for 36 yards and one touchdown. Recorded the 29th receiving touchdown at home in his career, which is the second-most in the NFL over that span behind only Antonio Brown.
- At N.Y. Jets (12/15), recorded 10 receptions for a season-high 170 yards and two touchdowns. At 26 years, six months and three days, became the second-youngest player in NFL history to reach 7,000 career receiving yards behind only Larry Fitzgerald (26 years, three months, 20 days).
- At Philadelphia (12/23), finished with nine receptions for 104 yards. Eclipsed 100 receptions in a season for the second time in his career (111 in 2015).
- Against Jacksonville (12/30), caught a single-game career-high 12 passes for 147 receiving yards. Recorded at least 100 yards in three consecutive games for the first time since Weeks 4-6 of the 2015 season. Joined Jerry Rice, Marvin Harrison and Brandon Marshall as the only receivers to record at least 100 receptions, 1,500 yards and 11 touchdowns in multiple seasons in NFL history.
- Against Indianapolis (1/5), notched five receptions for 37 yards in the Wild

Card Round.

2017 (15/15 - Houston): Started 15 games and finished the season with 96 receptions for 1,378 yards and 13 touchdowns. Earned AP NFL All-Pro First Team, PFWA All-NFL Team and Pro Football Focus First Team Offense honors. Named a starter in his second Pro Bowl appearance. Led the NFL in receiving touchdowns with a single-season franchise-record and single-season career-high 13. Caught a touchdown in an NFL-high and franchise-record 10 different games and tied for the second-most games with two or more receiving touchdowns in the NFL (two). Ranked first in the NFL among wide receivers and third among all non-kickers in points scored with a single-season career-high 78. Scored a receiving touchdown in five straight games, becoming the first player in franchise history to do so and one of two players (Robbie Anderson) in the NFL to do so in 2017. Became the first player in team history with a touchdown reception in eight straight home games and the only player in the NFL to score a rushing or receiving touchdown in every home game in 2017.

- Against Jacksonville (9/10), recorded seven receptions for 55 yards and a touchdown in the home opener.
- At New England (9/24), caught seven passes for the third straight game and tallied 76 yards.
- Against Kansas City (10/8), posted four receptions for 52 yards and a career-best three touchdown receptions. He became the second player in team history with three-or-more touchdown receptions in a single game and passed Kevin Walter (25) for the fifth most touchdowns in franchise history.
- At Seattle (10/29), caught eight passes for 224 yards and one touchdown. The 224 receiving yards was the second-most in the NFL and second-most in his career. Became the only player in team history to catch six touchdowns in a four-game span. The 10th player in NFL history to notch 224+ yards and a touchdown in a game on two separate occasions and topped 5,000 receiving yards for his career.
- At Baltimore (11/27), finished with a game-high seven receptions for a game-high 125 yards (17.9 yards per reception average). With the performance, became the fourth NFL player to top 1,000 receiving yards on the season, tied Andre Johnson (2003-07) for the most 100-yard games through a player's first five seasons in team history (17), passed Owen Daniels (385) for the second most receptions in team history.
- Against San Francisco (12/10), registered a season-high 11 receptions for 149 yards and two touchdowns. Recorded his 11th receiving touchdown of the year. Posted his 18th career game with 100+ receiving yards, the most in a player's first five seasons in franchise history, and continued his streak of scoring in every home game (seven).
- Against Pittsburgh (12/25), recorded four receptions for 65 yards and one touchdown increasing his NFL lead and franchise records to 13 receiving touchdowns and 10 games with one-or-more receiving touchdowns. Became the first player in franchise history to produce a touchdown reception in eight straight home games and has produced 55+ scrimmage yards in nine straight games to become the only receiver to string together such a streak in the NFL.

2016 (16/16, 2/2 - Houston): Started all 16 games and compiled 954 yards on 78 receptions and four touchdowns. Finished tied for second in the NFL in third-down receptions (28), tied for 24th in receptions (78) and 29th in receiving yards (954). Led the team in receptions, receiving yards and tied for the lead in touchdowns. Started in both postseason contests and recorded 11 receptions for 132 yards and one touchdown.

- Against Detroit (10/30), recorded four receptions for 44 yards. This marked 3,967 career receiving yards and passed Andre Johnson (3,953 from 2003-06) for the most receiving yards by a Texans player in the first four seasons of his career.
- At Jacksonville (11/13), surpassed 4,000 receiving yards for his career with a team-high five receptions for 48 yards.
- At Tennessee (1/1), recorded seven receptions for 123 yards for his 13th career 100-yard receiving game.
- Against Oakland (1/7), led the team with five receptions for 67 yards and his first career postseason touchdown in the AFC Wild Card round.
- At New England (1/14), posted team highs of six receptions for 65 yards in the AFC Divisional round.

2015 (16/16, 1/1 - Houston): Started all 16 games and recorded 111 receptions for 1,521 yards, six 100-yard receiving games and 11 touchdowns. Earned Pro Bowl and Associated Press NFL All-Pro second team. Ranked third in the NFL in receptions and yards and tied for seventh in receiving touchdowns. Passed Andre Johnson for the most receptions (239), receiving yards (3,533), receiving touchdowns (19) and 100-yard

receiving games (11) in a player's first three seasons in franchise history. Started his first career postseason game against Kansas City (1/9). and led the team with six receptions for 69 yards.

- Against Kansas City (9/13), led both teams with 98 receiving yards and two touchdowns on nine receptions. Scored 14 total points (two receiving touchdowns, one two-point conversion), which was the second-highest single-game total by a wide receiver in team history.
- At Atlanta (10/4), recorded 157 receiving yards with nine receptions. Posted back-to-back 100-yard receiving games for the first time in his career.
- Against Indianapolis (10/8), led the team with a career-high 11 catches for 169 yards and posted his first career game with 10+ receptions.
- At Jacksonville (10/18), caught 10 passes for 148 yards and two touchdowns. Recorded his fourth consecutive 100-yard receiving game, which tied the franchise record (Andre Johnson, 2008). Became the first player in NFL history with at least nine catches and 145 receiving yards in three consecutive games (Weeks 4-6). Had the second-most receptions (52) and fourth-most yards (726) through six games in NFL history. Second player in team history with back-to-back games with 10 catches.
- Passed Andre Johnson (35 in 2006) for the second-most receptions in a single October in Texans history. Finished the month with 36 receptions for 524 yards and two touchdowns. His receiving yards totals also ranked as the second-most in October in team history.
- Against N.Y. Jets (11/22), recorded five receptions for 118 yards and two touchdowns which put him at 204 career receptions and 3,057 career receiving yards. At 23 years, 169 days old, became the third-youngest player in NFL history to reach 200 career receptions and 3,000 career receiving yards, behind only Larry Fitzgerald (23 years, 108 days) and David Boston (23 years, 126 days). Became the fastest player in team history to reach 200 receptions and 3,000 receiving yards, doing so in his 42nd career game. The previous records were held by Andre Johnson (43 and 48 games respectively). Became the first player in team history to accumulate 1,000 receiving yards in the first 10 games of a season. Notched his 10th career 100-yard receiving game, passing Andre Johnson (nine) for the most 100-yard receiving games in a player's first three seasons in team history. Tied Owen Daniels (four) for the second-most career multiple-touchdown games in Texans history. Tied Andre Johnson (three in 2009) for the most multiple touchdown games in a single season in team history.
- Against New England (12/13), caught three passes for 52 yards (17.3 avg.), including a long of 40 yards. Set a single-season career high in receiving yards, surpassing his previous high of 1,210 receiving yards in 2014.
- At Tennessee (12/27), had seven receptions for 117 yards and one touchdown. Became just the third wide receiver in NFL history at age 23-or younger with 1,400 receiving yards and 11 receiving touchdowns in a season (Isaac Bruce, Randy Moss).
- Against Kansas City (1/9), in his first career playoff start led the team with six receptions for 69 yards in the AFC Wild Card game. His receiving yardage total ranked as the sixth-highest mark in a postseason game in Texans history, while his reception total ranked seventh.

2014 (16/16 - Houston): Started all 16 games and recorded 76 receptions for 1,210 yards and six touchdowns. Named a Pro Bowl alternate after becoming the second player in franchise history to eclipse the 1,000-yard mark.

- Against Washington (9/7), hauled in a career long 76-yard touchdown in the second quarter. Finished the game with four receptions for 89 yards.
- At Oakland (9/14), recorded three receptions for 22 yards and a 12-yard touchdown.
- At N.Y. Giants (9/21), registered a six-catch, 116-yard performance and went over the 1,000-yard mark for his career. It was the second 100-yard game of his career.
- Against Buffalo (9/28), set a career high for touchdowns in a season (3) when he caught a 35-yard touchdown in the second quarter. Finished the game with five catches for 64 yards.
- At Dallas (10/5), led the team with six receptions for 63 yards.
- At Pittsburgh (10/20), caught six passes for 108 yards for his third career game with 100 yards receiving.
- At Tennessee (10/16), recorded five receptions for 95 yards to move into eighth place on the franchise's yards receiving list. Entered the game with 1,276 yards receiving and pass Domanick Williams (1,276) and Joel Dreessen (1,323).
- Against Philadelphia (11/2), caught six passes for 115 yards and a touchdown for his third 100-yard receiving game of the season and fourth

of his career. Tied Owen Daniels for the second-most 100-yard receiving games in franchise history with four.

- Against Cincinnati (11/23), recorded five receptions for 39 yards and caught his 100th career pass and passed his single-season career high (802 yards).
- Against Tennessee (11/3), had career-highs of 238 yards receiving, two touchdowns receiving and nine receptions. It was the fourth 200-yard receiving game and second highest total in franchise history. Averaged 26.4 yards per reception, the highest single-game average for a player with at least five receptions in franchise history. Tied a franchise single-game record with four receptions of 25+ yards. Became the second player in franchise history to eclipse the 1,000-yard mark in franchise history. Had 117 yards receiving in the first half and 121 in the second half, the first time in his career he had over 100 yards in a single half.
- At Jacksonville (12/7), had four catches for 49 yards. Also recovered an offensive fumble to keep a drive alive.
- At Indianapolis (12/14), led all receivers with five receptions for 77 yards.
- Against Baltimore (12/21), recorded five receptions for 38 yards to become the fifth player in franchise history with more than 2,000 receiving yards and the second youngest (22 years, 198 days) player in NFL history to reach 2,000 yards receiving. Became the 25th player in NFL history with 2,000 yards receiving through his first two seasons.

2013 (16/16 - Houston): Started all 16 games at wide receiver and finished the season with 52 receptions for 802 yards and two touchdowns. Earned a spot on the PFWA All-Rookie Team and was voted the Texans Rookie of the Year by teammates. Caught at least one pass in all 16 games. Named NFL Offensive Rookie of the Month in September after finishing the month with 20 receptions for 270 yards and a touchdown. Appeared in his first NFL game and started at wide receiver at San Diego (9/9). Posted his first career touchdown against Tennessee (9/15).

- At San Diego (9/9), made his first career start in his NFL debut and recorded five receptions for 66 yards.
- Against Tennessee (9/15), had seven receptions for 117 yards and the game-winning touchdown in overtime to become the youngest player in NFL history to score the game-winning touchdown in overtime at 21 years and 101 days. His seven receptions tied the second-most receptions and the 117 yards was the second-most receiving yards by a Texans rookie in franchise history.
- At Baltimore (9/22), recorded a game-high six receptions for 60 yards at Baltimore.
- At Kansas City (10/20), recorded three receptions for 76 yards and a touchdown.
- At Arizona (11/10), tallied a game-high six receptions for 69 yards.
- Against New England (12/1), caught two passes for 77 yards, including a career-long and franchise-long reception by a rookie 66-yarder.

COLLEGE:

- Played in 39 games with 32 starts over three seasons (2010-12) at Clemson and recorded 206 receptions for 3,020 yards and 27 touchdowns. Also added 32 yards on a pair of kickoff returns and 82 yards on 12 punt returns to amass 3,134 all-purpose yards. Left Clemson ranked first in school history in receiving yards, first in receiving touchdowns, first in 100-yard receiving games (12) and second in receptions.
- Became the second player in ACC history to total at least 50 receptions as both a freshman and sophomore. Had at least one reception in each of his last 36 games, tied for a school record.
- Only player in school history with multiple 100-yard receiving performances in bowl games as he tallied 32 receptions for 403 yards and three touchdowns in three postseason appearances.
- As a junior (2012), started all 13 games and led the team with 82 receptions for 1,405 yards and 18 touchdowns. Was a semi-finalist for the Biletnikoff Award, given to the nation's top receiver, Hopkins was also a Maxwell Award Watch List member, earning second-team All-American honors from The NFL Draft Report, Athlon, CBSSports.com, Lindy's, Phil Steele, and Scout.com, in addition to being named third-team by the Associated Press and honorable mention from Sports Illustrated. Was an unanimous All-ACC first-team pick.
- His 82 grabs tied Sammy Watson (2011) for second on the school and eighth on the ACC season-record list. His 1,405 receiving yards set a school record and is the second-best season total in ACC annals. His 18 touchdown catches set both school and conference annual records.
- As a sophomore (2011), played in 14 games with 11 starts and finished with 72 receptions for 978 yards and five touchdowns. Received All-American honorable mention and All-ACC first-team honors from The NFL

Draft Report.

- As a freshman (2010), appeared in 12 games with eight starts and led the team in receptions with 52 for 637 yards and four touchdowns. His receptions and yards gained set new school freshman records. Also had kickoff returns for 32 yards and two punt returns for 33 yards. Earned Freshman All-American third-team accolades from Phil Steele and The NFL Draft Report, Freshman All-ACC honors and was Clemson's Rookie of the Year. Gained at least 100 yards in his final four appearances. Following the football season, had a brief stint on the basketball team, appearing in seven games and recording a block, rebound, steal and assist.
- Majored in community recreation, sport and camp management at Clemson.

PERSONAL:

- Attended D.W. Daniel (Central, S.C.) where he had 57 receptions for 1,266 yards and 18 touchdowns on offense and 28 interceptions, including five returned for touchdowns during his prep career. Also returned 11 punts for 289 yards and three touchdowns, along with two kickoff returns for 119 yards and one touchdown as a senior. Led D.W. Daniel High to a 37-4 record during his career.
- Rated the 12th-best wide receiver in the nation and the state's eighth-best overall prospect by Rivals.com and was the 14th-ranked cornerback by Scout.com.
- Super Prep's sixth-ranked athlete in the state, he received All-State first-team honors from the Charlotte Observer and The State, adding All-Southern honors from the Orlando Sentinel. Was a finalist for state's "Mr. Football" accolade, he was twice named All-State (defense) by the AP.
- Participated in the Offense-Defense All American game and the Shrine Bowl.
- Two-time Seneca Daily Journal Player of the Year and Anderson Independent Player of the Year choice, in addition to receiving Class AAA All-State honors from the High School Sports Report as a junior and senior.
- Added co-region player of the year recognition as a senior and was a three-time all-region pick.
- Also a four-year starter for the school's basketball team, he earned All-State honors three times and tallied more than 1,300 points, 400 rebounds, 600 assists and 200 steals in his prep career. Led the team to a state title as a senior, the school's first title since 1967.
- His uncle, the late Terry Smith, had 162 receptions as a Clemson Tiger from 1990-93.
- Follow Hopkins on Twitter at @DeAndreHopkins and on Instagram at @deandrehopkins
- Born DeAndre Rashaun Hopkins on June 6, 1992 in Clemson, S.C.

DeANDRE HOPKINS' GAME-BY-GAME

| 2013 Houston Texans | | | | | RECEIVING | | | | |
|---------------------|-------|-------------|--------------|-----------|------------|-------------|-----------|----------|--|
| Date | Opp. | W/L | P/S | No | Yds | Avg | Lg | TD | |
| Sept 9 | @ SD | W | S | 5 | 66 | 13.2 | 30 | 0 | |
| Sept 15 | Ten | W | S | 7 | 117 | 16.7 | 28 | 1 | |
| Sept 22 | @ Bal | L | S | 6 | 60 | 10.0 | 18 | 0 | |
| Sept 29 | Sea | L | S | 2 | 27 | 13.5 | 16 | 0 | |
| Oct 6 | @ SF | L | S | 2 | 23 | 11.5 | 18 | 0 | |
| Oct 13 | StL | L | S | 3 | 47 | 15.7 | 22 | 0 | |
| Oct 20 | @ KC | L | S | 3 | 76 | 25.3 | 35 | 1 | |
| Nov 3 | Ind | L | S | 3 | 54 | 18.0 | 31 | 0 | |
| Nov 10 | @ Ari | L | S | 6 | 69 | 11.5 | 22 | 0 | |
| Nov 17 | Oak | L | S | 1 | 7 | 7.0 | 7 | 0 | |
| Nov 24 | Jax | L | S | 1 | 8 | 8.0 | 8 | 0 | |
| Dec 1 | NE | L | S | 2 | 77 | 38.5 | 66 | 0 | |
| Dec 5 | @ Jax | L | S | 3 | 76 | 25.3 | 46 | 0 | |
| Dec 15 | @ Ind | L | S | 3 | 52 | 17.3 | 39 | 0 | |
| Dec 22 | Den | L | S | 1 | 8 | 8.0 | 9 | 0 | |
| Dec 29 | @ Ten | L | S | 4 | 35 | 8.8 | 19 | 0 | |
| Totals | | 2-14 | 16/16 | 52 | 802 | 15.4 | 66 | 2 | |

| 2014 Houston Texans | | | | | RECEIVING | | | | |
|---------------------|-------|------------|--------------|-----------|-------------|-------------|------------|----------|--|
| Date | Opp. | W/L | P/S | No | Yds | Avg | Lg | TD | |
| Sept 7 | Was | W | S | 4 | 89 | 22.3 | 76t | 1 | |
| Sept 14 | @ Oak | W | S | 3 | 22 | 7.3 | 12t | 1 | |
| Sept 21 | @ NYG | L | S | 6 | 116 | 19.3 | 49 | 0 | |
| Sept 28 | Buf | W | S | 5 | 64 | 12.8 | 35t | 1 | |
| Oct 5 | @ Dal | L | S | 6 | 63 | 10.5 | 19 | 0 | |
| Oct 9 | Ind | L | S | 1 | 12 | 12.0 | 12 | 0 | |
| Oct 20 | @ Pit | L | S | 6 | 108 | 18.0 | 32 | 0 | |
| Oct 26 | @ Ten | W | S | 5 | 95 | 19.0 | 23 | 0 | |
| Nov 2 | Phi | L | S | 6 | 115 | 19.2 | 45 | 1 | |
| Nov 16 | @ Cle | W | S | 4 | 80 | 20.0 | 41 | 0 | |
| Nov 23 | Cin | L | S | 5 | 39 | 7.8 | 13 | 0 | |
| Nov 30 | Ten | W | S | 9 | 238 | 26.4 | 58t | 2 | |
| Dec 7 | @ Jax | W | S | 4 | 49 | 12.3 | 28 | 0 | |
| Dec 14 | @ Ind | L | S | 5 | 77 | 15.4 | 35 | 0 | |
| Dec 21 | Bal | W | S | 5 | 38 | 7.6 | 9 | 0 | |
| Dec 28 | Jax | W | S | 2 | 5 | 2.5 | 7 | 0 | |
| Totals | | 9-7 | 16/16 | 76 | 1210 | 15.9 | 76t | 6 | |

| 2015 Houston Texans | | | | | RECEIVING | | | | |
|---------------------|-------|------------|--------------|------------|-------------|-------------|------------|-----------|--|
| Date | Opp. | W/L | P/S | No | Yds | Avg | Lg | TD | |
| Sept 13 | KC | L | S | 9 | 98 | 10.9 | 17 | 2 | |
| Sept 20 | @ Car | L | S | 5 | 53 | 10.6 | 16 | 0 | |
| Sept 27 | TB | W | S | 8 | 101 | 12.6 | 29 | 1 | |
| Oct 4 | @ Atl | L | S | 9 | 157 | 17.4 | 28 | 0 | |
| Oct 8 | Ind | L | S | 11 | 169 | 15.4 | 34 | 0 | |
| Oct 18 | @ Jax | W | S | 10 | 148 | 14.8 | 29 | 2 | |
| Oct 25 | @ Mia | L | S | 6 | 50 | 8.3 | 11 | 0 | |
| Nov 1 | Ten | W | S | 8 | 94 | 11.8 | 21t | 1 | |
| Nov 16 | @ Cin | W | S | 5 | 57 | 11.4 | 22t | 1 | |
| Nov 22 | NYJ | W | S | 5 | 118 | 23.6 | 61t | 2 | |
| Nov 29 | NO | W | S | 5 | 36 | 7.2 | 13 | 0 | |
| Dec 6 | @ Buf | L | S | 5 | 88 | 17.6 | 29 | 1 | |
| Dec 13 | NE | L | S | 3 | 52 | 17.3 | 40 | 0 | |
| Dec 20 | @ Ind | W | S | 8 | 94 | 11.8 | 28 | 0 | |
| Dec 27 | @ Ten | W | S | 7 | 117 | 16.7 | 44 | 1 | |
| Jan 3 | Jax | W | S | 7 | 89 | 12.7 | 20 | 0 | |
| Totals | | 9-7 | 16/16 | 111 | 1521 | 13.7 | 61t | 11 | |

| Playoffs | | | | | RECEIVING | | | | |
|---------------|------|------------|------------|----------|-----------|-------------|-----------|----------|--|
| Date | Opp. | W/L | P/S | No | Yds | Avg | Lg | TD | |
| Jan 9 | KC | L | S | 6 | 69 | 11.5 | 17 | 0 | |
| Totals | | 0-1 | 1/1 | 6 | 69 | 11.5 | 17 | 0 | |

| 2016 Houston Texans | | | | | RECEIVING | | | | |
|---------------------|-------|-----|-----|----|-----------|------|-----|----|--|
| Date | Opp. | W/L | P/S | No | Yds | Avg | Lg | TD | |
| Sept 11 | Chi | W | S | 5 | 54 | 10.8 | 23t | 1 | |
| Sept 18 | KC | W | S | 7 | 113 | 16.1 | 35 | 1 | |
| Sept 22 | @ NE | L | S | 4 | 56 | 14.0 | 16 | 0 | |
| Oct 2 | Ten | W | S | 1 | 4 | 4.0 | 4 | 0 | |
| Oct 9 | @ Min | L | S | 5 | 56 | 11.2 | 25 | 1 | |
| Oct 16 | Ind | W | S | 9 | 71 | 7.9 | 12 | 0 | |
| Oct 24 | @ Den | L | S | 5 | 36 | 7.2 | 12 | 0 | |

| | | | | | | | | |
|---------------|-------|------------|--------------|-----------|------------|-------------|-----------|----------|
| Oct 30 | Det | W | S | 4 | 44 | 11.0 | 14 | 0 |
| Nov 13 | @ Jax | W | S | 5 | 48 | 9.6 | 16 | 0 |
| Nov 21 | @ Oak | L | S | 5 | 58 | 11.6 | 24 | 0 |
| Nov 27 | SD | L | S | 5 | 70 | 14.0 | 19 | 0 |
| Dec 4 | @ GB | L | S | 3 | 58 | 19.3 | 44t | 1 |
| Dec 11 | @ Ind | W | S | 2 | 33 | 16.5 | 22 | 0 |
| Dec 18 | Jax | W | S | 8 | 87 | 10.9 | 16 | 0 |
| Dec 24 | Cin | W | S | 3 | 43 | 14.3 | 21 | 0 |
| Jan 1 | @ Ten | L | S | 7 | 123 | 17.6 | 51 | 0 |
| Totals | | 9-7 | 16/16 | 78 | 954 | 12.2 | 51 | 4 |

| Playoffs | | | | | RECEIVING | | | | |
|---------------|------|------------|------------|-----------|------------|-------------|-----------|----------|--|
| Date | Opp. | W/L | P/S | No | Yds | Avg | Lg | TD | |
| Jan 7 | Oak | W | S | 5 | 67 | 13.4 | 38 | 1 | |
| Jan 9 | @ NE | L | S | 6 | 65 | 10.8 | 19 | 0 | |
| Totals | | 1-1 | 2/2 | 11 | 132 | 12.0 | 38 | 1 | |

| 2017 Houston Texans | | | | | RECEIVING | | | | |
|---------------------|-------|-------------|--------------|-----------|-------------|-------------|------------|-----------|--|
| Date | Opp. | W/L | P/S | No | Yds | Avg | Lg | TD | |
| Sept 10 | Jax | L | S | 7 | 55 | 7.9 | 12 | 1 | |
| Sept 14 | @ Cin | W | S | 7 | 73 | 10.4 | 25 | 0 | |
| Sept 24 | @ NE | L | S | 7 | 76 | 10.9 | 21 | 0 | |
| Oct 1 | Ten | W | S | 10 | 107 | 10.7 | 21 | 1 | |
| Oct 8 | KC | L | S | 4 | 52 | 13.0 | 34t | 3 | |
| Oct 15 | Cle | W | S | 2 | 19 | 9.5 | 16 | 1 | |
| Oct 29 | @ Sea | L | S | 8 | 224 | 28.0 | 72t | 1 | |
| Nov 5 | Ind | L | S | 6 | 86 | 14.3 | 34t | 1 | |
| Nov 12 | @ LAR | L | S | 7 | 111 | 15.9 | 36 | 0 | |
| Nov 19 | Ari | W | S | 4 | 76 | 19.0 | 34 | 1 | |
| Nov 27 | @ Bal | L | S | 7 | 125 | 17.9 | 39 | 0 | |
| Dec 3 | @ Ten | L | S | 8 | 80 | 10.0 | 17 | 0 | |
| Dec 10 | SF | L | S | 11 | 149 | 13.5 | 29t | 2 | |
| Dec 17 | @ Jax | L | S | 4 | 80 | 20.0 | 40 | 1 | |
| Dec 25 | Pit | L | S | 4 | 65 | 16.3 | 38 | 1 | |
| Dec 31 | @ Ind | L | DNP | | | | | | |
| Totals | | 4-12 | 16/16 | 96 | 1378 | 14.4 | 72t | 13 | |

| 2018 Houston Texans | | | | | RECEIVING | | | | |
|---------------------|-------|-------------|--------------|------------|-------------|-------------|------------|-----------|--|
| Date | Opp. | W/L | P/S | No | Yds | Avg | Lg | TD | |
| Sept 9 | @ NE | L | S | 8 | 78 | 9.8 | 17 | 0 | |
| Sept 16 | @ Ten | L | S | 6 | 110 | 18.3 | 31 | 1 | |
| Sept 23 | NYG | L | S | 6 | 86 | 14.3 | 24 | 0 | |
| Sept 30 | @ Ind | W | S | 10 | 169 | 16.9 | 30 | 1 | |
| Oct 7 | Dal | W | S | 9 | 151 | 16.8 | 49 | 0 | |
| Oct 14 | Buf | W | S | 5 | 63 | 12.6 | 24 | 1 | |
| Oct 21 | @ Jax | W | S | 3 | 50 | 16.7 | 31 | 1 | |
| Oct 25 | Mia | W | S | 6 | 82 | 13.7 | 49t | 2 | |
| Nov 4 | @ Den | W | S | 10 | 105 | 10.5 | 16t | 1 | |
| Nov 18 | @ Was | W | S | 5 | 56 | 11.2 | 16t | 1 | |
| Nov 26 | Ten | W | S | 5 | 74 | 14.8 | 28 | 0 | |
| Dec 2 | Cle | W | S | 7 | 91 | 13.0 | 29 | 0 | |
| Dec 9 | Ind | L | S | 4 | 36 | 9.0 | 13 | 1 | |
| Dec 15 | @ NYJ | W | S | 10 | 170 | 17.0 | 45t | 2 | |
| Dec 23 | @ Phi | L | S | 9 | 104 | 11.6 | 18 | 0 | |
| Dec 30 | Jax | W | S | 12 | 147 | 12.3 | 43 | 0 | |
| Totals | | 11-5 | 16/16 | 115 | 1572 | 13.7 | 49t | 11 | |

| Playoffs | | | | | RECEIVING | | | | |
|---------------|------|------------|------------|----------|-----------|------------|-----------|----------|--|
| Date | Opp. | W/L | P/S | No | Yds | Avg | Lg | TD | |
| Jan 5 | Ind | L | S | 5 | 37 | 7.4 | 13 | 0 | |
| Totals | | 0-1 | 1/1 | 5 | 37 | 7.4 | 13 | 0 | |

| 2019 Houston Texans | | | | | RECEIVING | | | | |
|---------------------|-------|-----|-----|----|-----------|------|-----|----|--|
| Date | Opp. | W/L | P/S | No | Yds | Avg | Lg | TD | |
| Sept 9 | @ NO | L | S | 8 | 111 | 13.9 | 38 | 2 | |
| Sept 15 | Jax | W | S | 5 | 40 | 8.0 | 14 | 0 | |
| Sept 22 | @ LAC | W | S | 6 | 67 | 11.2 | 34 | 0 | |
| Sept 29 | Car | L | S | 5 | 41 | 8.2 | 14 | 0 | |
| Oct 6 | Atl | W | S | 7 | 88 | 12.6 | 29 | 0 | |
| Oct 13 | @ KC | W | S | 9 | 55 | 6.1 | 18 | 0 | |
| Oct 20 | @ Ind | L | S | 9 | 106 | 11.8 | 21 | 1 | |
| Oct 27 | Oak | W | S | 11 | 109 | 9.9 | 21 | 0 | |
| Nov 3 | @ Jax | W | S | 8 | 48 | 6.0 | 21 | 1 | |
| Nov 17 | @ Bal | L | S | 7 | 80 | 11.4 | 20 | 0 | |
| Nov 21 | Ind | W | S | 6 | 94 | 15.7 | 35t | 2 | |
| Dec 1 | NE | W | S | 5 | 64 | 12.8 | 27 | 0 | |

DeANDRE HOPKINS' GAME-BY-GAME CONT.

| | | | | | | | | |
|-----------------|-------|-------------|--------------|------------|-------------|-------------|------------|----------|
| Dec 8 | Den | L | S | 7 | 120 | 17.1 | 43t | 1 |
| Dec 15 | @ Ten | W | S | 6 | 119 | 19.8 | 35 | 0 |
| Dec 21 | @ TB | W | S | 5 | 23 | 4.6 | 7 | 0 |
| Dec 29 | Ten | L | DNP | | | | | |
| Totals | | 10-6 | 15/15 | 104 | 1165 | 11.2 | 43t | 7 |
| Playoffs | | | | | | | | |
| Jan 4 | Buf | W | S | 6 | 90 | 15.0 | 41 | 0 |
| Jan 12 | @ KC | L | S | 9 | 118 | 13.1 | 38 | 0 |
| Totals | | 1-1 | 2/2 | 15 | 208 | 13.9 | 41 | 0 |

| 2020 Arizona Cardinals | | | | RECEIVING | | | | |
|------------------------|-------|------------|--------------|------------|-------------|-------------|-----------|----------|
| Date | Opp. | W/L | P/S | No | Yds | Avg | Lg | TD |
| Sept 13 | @ SF | W | S | 14 | 151 | 10.8 | 33 | 0 |
| Sept 20 | Was | W | S | 8 | 68 | 8.5 | 25 | 1 |
| Sept 27 | Det | L | S | 10 | 137 | 13.7 | 30 | 0 |
| Oct 4 | @ Car | L | S | 7 | 41 | 5.9 | 13 | 0 |
| Oct 11 | @ NYJ | W | S | 6 | 131 | 21.8 | 45 | 1 |
| Oct 19 | @ Dal | W | S | 2 | 73 | 36.5 | 60 | 0 |
| Oct 25 | Sea | W | S | 10 | 103 | 10.3 | 35t | 1 |
| Nov 8 | Mia | L | S | 3 | 30 | 10.0 | 17 | 0 |
| Nov 15 | Buf | W | S | 7 | 127 | 18.1 | 43t | 1 |
| Nov 19 | @ Sea | L | S | 5 | 51 | 10.2 | 23 | 0 |
| Nov 29 | @ NE | L | S | 5 | 55 | 11.0 | 16 | 0 |
| Dec 6 | LAR | L | S | 8 | 52 | 6.5 | 10 | 1 |
| Dec 13 | @ NYG | W | S | 9 | 136 | 15.1 | 41 | 0 |
| Dec 20 | Phi | W | S | 9 | 169 | 18.8 | 45 | 1 |
| Dec 26 | SF | L | S | 8 | 48 | 6.0 | 9 | 0 |
| Jan 3 | @ LAR | L | S | 4 | 35 | 8.8 | 16 | 0 |
| Totals | | 8-8 | 16/16 | 115 | 1407 | 12.2 | 60 | 6 |

| 2021 Arizona Cardinals | | | | RECEIVING | | | | |
|------------------------|-------|-------------|--------------|-----------|------------|-------------|-----------|----------|
| Date | Opp. | W/L | P/S | No | Yds | Avg | Lg | TD |
| Sept 12 | @ Ten | W | S | 6 | 83 | 13.8 | 38 | 2 |
| Sept 19 | Min | W | S | 4 | 54 | 13.5 | 16 | 1 |
| Sept 26 | @ Jax | W | S | 3 | 21 | 7.0 | 8 | 0 |
| Oct 3 | @ LAR | W | S | 4 | 67 | 16.8 | 25 | 0 |
| Oct 10 | SF | W | S | 6 | 87 | 14.5 | 30 | 1 |
| Oct 17 | @ Cle | W | S | 3 | 55 | 18.3 | 33 | 2 |
| Oct 24 | Hou | W | S | 7 | 53 | 7.6 | 15 | 1 |
| Oct 28 | GB | L | S | 2 | 66 | 33.0 | 55 | 0 |
| Nov 7 | @ SF | W | IA | | | | | |
| Nov 14 | Car | L | IA | | | | | |
| Nov 21 | @ Sea | W | IA | | | | | |
| Dec 5 | @ Chi | W | S | 2 | 32 | 16.0 | 20t | 1 |
| Dec 13 | LAR | L | S | 5 | 54 | 10.8 | 15 | 0 |
| Dec 19 | @ Det | L | IR | | | | | |
| Dec 25 | Ind | L | IR | | | | | |
| Jan 2 | @ Dal | W | IR | | | | | |
| Jan 9 | Sea | L | IR | | | | | |
| Totals | | 11-6 | 10/10 | 42 | 572 | 13.6 | 55 | 8 |

| 2022 Arizona Cardinals | | | | RECEIVING | | | | |
|------------------------|-------|-------------|------------|-----------|------------|-------------|------------|----------|
| Date | Opp. | W/L | P/S | No | Yds | Avg | Lg | TD |
| Sept 11 | KC | L | SUS | | | | | |
| Sept 18 | @ LV | W | SUS | | | | | |
| Sept 25 | LAR | L | SUS | | | | | |
| Oct 2 | @ Car | W | SUS | | | | | |
| Oct 9 | Phi | L | SUS | | | | | |
| Oct 16 | @ Sea | L | SUS | | | | | |
| Oct 20 | NO | W | S | 10 | 103 | 10.3 | 18 | 0 |
| Oct 30 | @ Min | L | S | 12 | 159 | 13.3 | 33 | 1 |
| Nov 6 | Sea | L | S | 4 | 36 | 9.0 | 22t | 1 |
| Nov 13 | @ LAR | W | S | 10 | 98 | 9.8 | 25 | 0 |
| Nov 21 | SF | L | S | 9 | 91 | 10.1 | 17 | 0 |
| Nov 27 | LAC | L | S | 4 | 87 | 21.8 | 33t | 1 |
| Dec 12 | NE | L | S | 7 | 79 | 11.3 | 23 | 0 |
| Dec 18 | @ Den | L | S | 7 | 60 | 8.6 | 18 | 0 |
| Dec 25 | TB | L | S | 1 | 4 | 4.0 | 4 | 0 |
| Jan 1 | @ Atl | L | IA | | | | | |
| Jan 8 | @ SF | L | IA | | | | | |
| Totals | | 4-13 | 9/9 | 64 | 717 | 11.2 | 33t | 3 |

| 2023 Tennessee Titans | | | | RECEIVING | | | | |
|-----------------------|-------|------------|--------------|-----------|------------|-------------|------------|----------|
| Date | Opp. | W/L | P/S | No | Yds | Avg | Lg | TD |
| Sept 10 | @ NO | L | S | 7 | 65 | 9.3 | 16 | 0 |
| Sept 17 | LAC | W | S | 4 | 40 | 10.0 | 14 | 0 |
| Sept 24 | @ Cle | L | S | 3 | 48 | 16.0 | 26 | 0 |
| Oct 1 | Cin | W | S | 4 | 63 | 15.8 | 38 | 0 |
| Oct 8 | @ Ind | W | S | 8 | 140 | 17.5 | 36 | 0 |
| Oct 15 | Bal | W | S | 1 | 20 | 20.0 | 20 | 0 |
| Oct 29 | Atl | W | S | 4 | 128 | 32.0 | 61t | 3 |
| Nov 2 | @ Pit | L | S | 4 | 60 | 15.0 | 29 | 0 |
| Nov 12 | @ TB | L | S | 3 | 27 | 9.0 | 15 | 0 |
| Nov 19 | @ Jax | L | S | 4 | 59 | 14.8 | 43t | 1 |
| Nov 26 | Car | W | S | 3 | 49 | 16.3 | 19 | 0 |
| Dec 3 | Ind | | | | | | | |
| Dec 11 | @ Mia | | | | | | | |
| Dec 17 | Hou | | | | | | | |
| Dec 24 | Sea | | | | | | | |
| Dec 31 | @ Hou | | | | | | | |
| Jan 6/7 | Jax | | | | | | | |
| Totals | | 4-7 | 11/11 | 45 | 699 | 15.5 | 61t | 4 |

DeANDRE HOPKINS' NFL STATISTICS

REGULAR SEASON

| Year | Team | GP | GS | RECEIVING | | | | | RUSHING | | | | |
|-------------------|-----------|------------|------------|------------|---------------|-------------|------------|-----------|----------|-----------|------------|-----------|----------|
| | | | | No | Yds | Avg | Lg | TD | Att | Yds | Avg | Lg | TD |
| 2013 | Houston | 16 | 16 | 52 | 802 | 15.4 | 66 | 2 | 0 | 0 | - | 0 | 0 |
| 2014 | Houston | 16 | 16 | 76 | 1,210 | 15.9 | 76t | 6 | 0 | 0 | - | 0 | 0 |
| 2015 | Houston | 16 | 16 | 111 | 1,521 | 13.7 | 61t | 11 | 0 | 0 | - | 0 | 0 |
| 2016 | Houston | 16 | 16 | 78 | 954 | 12.2 | 51 | 4 | 0 | 0 | - | 0 | 0 |
| 2017 | Houston | 15 | 15 | 96 | 1,378 | 14.4 | 72t | 13 | 0 | 0 | - | 0 | 0 |
| 2018 | Houston | 16 | 16 | 115 | 1,572 | 13.7 | 49t | 11 | 1 | -7 | -7.0 | -7 | 0 |
| 2019 | Houston | 15 | 15 | 104 | 1,165 | 11.2 | 43t | 7 | 2 | 18 | 9.0 | 12 | 0 |
| 2020 | Arizona | 16 | 16 | 115 | 1,407 | 12.2 | 60 | 6 | 1 | 1 | 1.0 | 1 | 0 |
| 2021 | Arizona | 10 | 10 | 42 | 572 | 13.6 | 55 | 8 | 0 | 0 | - | 0 | 0 |
| 2022 | Arizona | 9 | 9 | 64 | 717 | 11.2 | 33t | 3 | 0 | 0 | - | 0 | 0 |
| 2023 | Tennessee | 11 | 11 | 45 | 699 | 15.5 | 61t | 4 | 1 | 5 | 5.0 | 5 | 0 |
| NFL Totals | | 156 | 156 | 898 | 11,997 | 13.4 | 76t | 75 | 5 | 17 | 3.4 | 12 | 0 |

PLAYOFFS

| Year | Team | GP | GS | RECEIVING | | | | | RUSHING | | | | |
|-------------------|---------|----------|----------|-----------|------------|-------------|-----------|----------|----------|----------|----------|----------|----------|
| | | | | No | Yds | Avg | Lg | TD | Att | Yds | Avg | Lg | TD |
| 2015 | Houston | 1 | 1 | 6 | 69 | 11.5 | 17 | 0 | 0 | 0 | - | 0 | 0 |
| 2016 | Houston | 2 | 2 | 11 | 132 | 12.0 | 38 | 1 | 0 | 0 | - | 0 | 0 |
| 2018 | Houston | 1 | 1 | 5 | 37 | 7.4 | 13 | 0 | 0 | 0 | - | 0 | 0 |
| 2019 | Houston | 2 | 2 | 15 | 208 | 13.9 | 41 | 0 | 0 | 0 | - | 0 | 0 |
| NFL Totals | | 6 | 6 | 37 | 446 | 12.1 | 41 | 1 | 0 | 0 | - | 0 | 0 |

Single-Game Highs

Receptions - 14 at San Francisco (9/13/20)
 Receiving Yards - 238 vs. Tennessee (11/30/14)
 Long Reception - 76t vs. Washington (9/7/14)
 Touchdowns - **3 (Twice, last vs. Atlanta 10/29/23)**
 Rushes - 1 (Four times, last vs. Philadelphia 12/20/20)
 Rushing Yards - 12 vs. Denver (12/8/19)
 Longest Rush - 12 vs. Denver (12/8/19)

Additional Statistics

Misc. Tackles - 2 (2016), **2 (2023)**
 Pass Attempts - 0 for 1 (2018); 1 for 2 for 6-yard touchdown and one interception (2019)
 Fumble Recoveries - 2 (2014); 1 (2022)
 Two-Point Conversions - 1 reception (2015); 1 reception (2019)

Playoff Single-Game Highs

Receptions - 9 at Kansas City (1/12/20)
 Receiving Yards - 118 at Kansas City (1/12/20)
 Long Reception - 41 vs. Buffalo (1/4/20)
 Touchdowns - 1 vs. Oakland (1/7/17)

Additional Playoff Statistics

Misc. Tackles - 1 (2015); 1 (2016)
 Two-Point Conversions - 1 reception (2019)



52 JOE JONES

LINEBACKER • 6'0" • 240 LBS • COLLEGE: NORTHWESTERN
ACQUIRED: FREE AGENT - 2021 • NFL EXPERIENCE (NFL/TITANS): 7/3
HOMETOWN: PLANO, ILL.
GAMES PLAYED/GAMES STARTED: 76/0 (PLAYOFFS: 0/0)



PRO: The Titans signed free agent Joe Jones to the practice squad during Week 2 of the 2021 season. The 6-foot, 240-pounder appeared in nine games in his first season with the Titans and totaled five special teams tackles in addition to posting one tackle and two quarterback pressures in limited snaps on defense. Prior to arriving in Tennessee, Jones posted 26 career special teams stops, four defensive tackles and one blocked punt in 49 games over four seasons with the Denver Broncos (2017-20). The Plano, Ill., native originally signed with the Dallas Cowboys as a rookie free agent following the 2017 NFL Draft, and has also spent time with the Los Angeles Chargers, Seattle Seahawks and Tampa Bay Buccaneers. Jones tallied 70 tackles, three sacks, two passes defended and one fumble recovery in 27 games at Northwestern (2013-16).

TITANS TIDBITS:

- Jones' father, Joseph, was a hurdler at Penn State.

CAREER TRANSACTIONS:

- The Plano, Ill., native originally signed with the Dallas Cowboys as a rookie free agent on May 12, 2017.
- Waived by the Cowboys on Sept. 2, 2017.
- Signed by the Los Angeles Chargers to the team's practice squad on Sept. 4, 2017.
- Waived by the Chargers on Sept. 6, 2017.
- Signed by the Seattle Seahawks to the team's practice squad on Sept. 19, 2017.
- Signed by the Denver Broncos to the team's active roster off of the Seahawks practice squad on Nov. 7, 2017.
- Signed by the Tampa Bay Buccaneers as a free agent on May 5, 2021.
- Waived by the Buccaneers on Aug. 30, 2021.
- Signed by the Titans to the team's practice squad on Sept. 13, 2021.
- Signed by the Titans to the team's active roster off of the practice squad on Oct. 8, 2021.
- Released by the Titans on Aug. 30, 2022 and signed to the team's practice squad a day later.
- Activated from the practice squad to the active roster standard elevation on Sept. 10, 2022.
- Signed by the Titans to the active roster from the practice squad on Sept. 12, 2022.
- Signed by the Titans to the team's practice squad on Oct. 24, 2023.
- Activated from the practice squad to the active roster standard elevation on Oct. 28, 2023.
- Activated from the practice squad to the active roster standard elevation on Nov. 18, 2023.
- Activated from the practice squad to the active roster standard elevation on Nov. 25, 2023.

SEASON RECAPS:

2023 (3/0 - Tennessee): Has tied for the team lead in special teams tackles once in 2023 (vs. ATL).

- Against Atlanta (10/29), made his season debut as a reserve on special teams and collected a tackle but left the game in the second quarter with an injury.
- At Jacksonville (11/19), played as a reserve on special teams in his 75th career regular season contest.
- Against Carolina (11/26), posted a special teams tackle on coverage units.

2022 (15/0 - Tennessee): Saw action as a reserve in 15 games and led the team with a career-best 16 special teams tackles. Posted two tackles

on defense. Led or tied for the team lead in special teams tackles seven times in 2022 (at BUF, vs. LV, at IND, vs. CIN, vs. JAX, vs. DAL, at JAX).

- Against N.Y. Giants (9/11), played as a reserve on special teams and posted a tackle on coverage units.
- At Buffalo (9/19), led the team and tied a career-high with three special teams tackles on coverage units.
- Against Las Vegas (9/25), tied for the team lead with a special teams tackle on coverage units.
- At Indianapolis (10/2), tied for the team lead with a special teams tackle on coverage units.
- At Washington (10/9), was inactive.
- Against Indianapolis (10/23), was inactive.
- At Houston (10/30), returned to the lineup as a reserve on special teams.
- At Kansas City (11/6), saw action as a reserve on special teams.
- Against Denver (11/13), posted a special teams tackle on coverage units.
- At Green Bay (11/17), registered a special teams tackle on coverage units.
- Against Cincinnati (11/27), collected a special teams tackle on coverage units.
- At Philadelphia (12/4), posted a special teams tackle on coverage units.
- Against Jacksonville (12/11), registered a special teams tackle on coverage units.
- At L.A. Chargers (12/18), saw action as a reserve on special teams.
- Against Houston (12/24), saw limited action as a reserve at linebacker and notched a tackle. Collected a special teams stop on coverage units. Stuffed Troy Hairston for no gain on a short pass in the fourth quarter.
- Against Dallas (12/29), played as a reserve at linebacker and collected a tackle. Registered a special teams stop on coverage units.
- At Jacksonville (1/7), led the team with three special teams tackles on coverage units.

2021 (9/0, 0/0 - Tennessee): Played as a reserve in nine games in his first season with the Titans and registered five special teams tackles. Notched a tackle and two quarterback pressures on defense. Spent four games on the team's practice squad. Was inactive for two contests and spent one game on the reserve/COVID-19 list. Was on the practice squad for the postseason contest. Led the team in special teams tackles once in 2021 (at JAX).

- At Jacksonville (10/10), made his Titans debut as a reserve on special teams in his 50th career game and led the team with three special teams tackles. Registered a quarterback pressure late in the game on defense.
- At Indianapolis (10/31), posted two special teams tackles on coverage units.
- Against New Orleans (11/14), saw action as a reserve on special teams and limited snaps at outside linebacker. Collected a quarterback pressure.
- Against Miami (1/2), played as a reserve at linebacker in the fourth quarter and notched a tackle.

2020 (14/0 - Denver): Saw action in 14 games for the Broncos and posted one tackle and two special teams stops.

- Against Buffalo (12/19), posted one tackle and one special teams stop.

2019 (12/0 - Denver): Appeared in 12 games and tallied eight special teams tackles.

- Against Kansas City (10/17), recorded two special teams stops.

2018 (16/0 - Denver): Played in all 16 games for the first time in his career and tallied a season-high four tackles and led the team with a career-best

12 special teams stops.

- Against Seattle (9/9), notched two special teams tackles.
- At Baltimore (9/23), amassed two special teams stops.
- At N.Y. Jets (10/7), posted two special teams tackles.
- At Cincinnati (12/2), recorded a career-best four tackles.

2017 (7/0 - Denver): Spent training camp with the Dallas Cowboys before being waived during roster cuts. Spent time on the practice squads of the Los Angeles Chargers and Seattle Seahawks before being signed to the Denver Broncos active roster off of the Seahawks practice squad during Week 10. Appeared in seven games for Denver as a rookie and posted four special teams tackles.

- Against Cincinnati (11/19), made his NFL debut.
- Against Kansas City (12/31), posted a season-high two special teams tackles.

COLLEGE:

- During a four-year career at Northwestern (2013-16), played in 37 games with five starts and totaled 70 tackles, three sacks, two passes defended and one fumble recovery.
- As a senior (2016), appeared in all 13 games with five starts and posted 46 tackles, two sacks, two passes defended and one fumble recovery.
- As a junior (2015), saw action in 13 games and posted 18 tackles and one

sack.

- As a sophomore (2014), played in six contests and tallied five tackles.
- As a redshirt freshman (2013), appeared in five games and posted one tackle.
- As a freshman (2012), redshirted.
- Double-majored in communication studies and economics at Northwestern.

PERSONAL:

- Attended Plano (Ill.) High School where he was an all-conference running back, rushing for 710 yards and eight touchdowns while hauling in 11 passes for 328 yards and five scores in eight games as a senior.
- Also competed in track and was the state champion in the 200-meter hurdles and finished sixth in the 100-meter dash.
- Four-year letterwinner in football and track, and a three-year letterman in basketball.
- Son of Joseph Jones and Shawn-Daria and Daniel Dowd.
- Follow Jones on Twitter and on Instagram @FamilyMan_Joe43.
- Born Joseph Jones on Feb. 21, 1994, in Plano, Ill.

JOE JONES' TITANS GAME-BY-GAME

2021 Tennessee Titans

| Date | Opp | W/L | P/S | Tot Solo Asst | Sk | - Yds | QBP | TFL | Int- Yds | -TD | PD | FF | FR- Yds | SpT | |
|-----------------|-------------|------------|-----|---------------|----------|----------|------------|------------|----------|----------|----------|----------|----------|----------|----------|
| Sept 19 | @ Sea | W | PS | | | | | | | | | | | | |
| Sept 26 | Ind | W | PS | | | | | | | | | | | | |
| Oct 3 | @ NYJ | L | PS | | | | | | | | | | | | |
| Oct 10 | @ Jax | W | p | 0 | 0 | 0 | 0.0 | 0.0 | 1 | 0 | 0 | 0 | 0 | 0 | 3 |
| Oct 18 | Buf | W | p | 0 | 0 | 0 | 0.0 | 0.0 | 0 | 0 | 0 | 0 | 0 | 0 | 0 |
| Oct 24 | KC | W | p | 0 | 0 | 0 | 0.0 | 0.0 | 0 | 0 | 0 | 0 | 0 | 0 | 0 |
| Oct 31 | @ Ind | W | p | 0 | 0 | 0 | 0.0 | 0.0 | 0 | 0 | 0 | 0 | 0 | 0 | 2 |
| Nov 7 | @ LAR | W | p | 0 | 0 | 0 | 0.0 | 0.0 | 0 | 0 | 0 | 0 | 0 | 0 | 0 |
| Nov 14 | NO | W | p | 0 | 0 | 0 | 0.0 | 0.0 | 1 | 0 | 0 | 0 | 0 | 0 | 0 |
| Nov 21 | Hou | L | p | 0 | 0 | 0 | 0.0 | 0.0 | 0 | 0 | 0 | 0 | 0 | 0 | 0 |
| Nov 28 | @ NE | L | R/C | | | | | | | | | | | | |
| Dec 12 | Jax | W | p | 0 | 0 | 0 | 0.0 | 0.0 | 0 | 0 | 0 | 0 | 0 | 0 | 0 |
| Dec 19 | @ Pit | L | IA | | | | | | | | | | | | |
| Dec 23 | SF | W | IA | | | | | | | | | | | | |
| Jan 2 | Mia | W | p | 1 | 0 | 1 | 0.0 | 0.0 | 0 | 0 | 0 | 0 | 0 | 0 | 0 |
| Jan 9 | @ Hou | W | PS | | | | | | | | | | | | |
| Totals | 11-4 | 9/0 | | 1 | 0 | 1 | 0.0 | 0.0 | 2 | 0 | 0 | 0 | 0 | 0 | 5 |
| Playoffs | | | | | | | | | | | | | | | |
| Jan 22 | Cin | L | PS | | | | | | | | | | | | |
| Totals | 0-1 | 0/0 | | 0 | 0 | 0 | 0.0 | 0.0 | 0 | 0 | 0 | 0 | 0 | 0 | 0 |

2022 Tennessee Titans

| Date | Opp | W/L | P/S | Tot Solo Asst | Sk | - Yds | QBP | TFL | Int- Yds | -TD | PD | FF | FR- Yds | SpT | |
|---------|-------|-----|-----|---------------|----|-------|-----|-----|----------|-----|----|----|---------|-----|---|
| Sept 11 | NYG | L | p | 0 | 0 | 0 | 0.0 | 0.0 | 0 | 0 | 0 | 0 | 0 | 0 | 1 |
| Sept 19 | @ Buf | L | p | 0 | 0 | 0 | 0.0 | 0.0 | 0 | 0 | 0 | 0 | 0 | 0 | 3 |
| Sept 25 | LV | W | p | 0 | 0 | 0 | 0.0 | 0.0 | 0 | 0 | 0 | 0 | 0 | 0 | 1 |
| Oct 2 | @ Ind | W | p | 0 | 0 | 0 | 0.0 | 0.0 | 0 | 0 | 0 | 0 | 0 | 0 | 1 |

| | | | | | | | | | | | | | | | |
|---------------|-------------|-------------|----|----------|----------|----------|------------|------------|----------|----------|----------|----------|----------|----------|-----------|
| Oct 9 | @ Was | W | IA | | | | | | | | | | | | |
| Oct 23 | Ind | W | IA | | | | | | | | | | | | |
| Oct 30 | @ Hou | W | p | 0 | 0 | 0 | 0.0 | 0.0 | 0 | 0 | 0 | 0 | 0 | 0 | 0 |
| Nov 6 | @ KC | L | p | 0 | 0 | 0 | 0.0 | 0.0 | 0 | 0 | 0 | 0 | 0 | 0 | 0 |
| Nov 13 | Den | W | p | 0 | 0 | 0 | 0.0 | 0.0 | 0 | 0 | 0 | 0 | 0 | 0 | 1 |
| Nov 17 | @ GB | W | p | 0 | 0 | 0 | 0.0 | 0.0 | 0 | 0 | 0 | 0 | 0 | 0 | 1 |
| Nov 27 | Cin | L | p | 0 | 0 | 0 | 0.0 | 0.0 | 0 | 0 | 0 | 0 | 0 | 0 | 1 |
| Dec 4 | @ Phi | L | p | 0 | 0 | 0 | 0.0 | 0.0 | 0 | 0 | 0 | 0 | 0 | 0 | 1 |
| Dec 11 | Jax | L | p | 0 | 0 | 0 | 0.0 | 0.0 | 0 | 0 | 0 | 0 | 0 | 0 | 1 |
| Dec 18 | @ LAC | L | p | 0 | 0 | 0 | 0.0 | 0.0 | 0 | 0 | 0 | 0 | 0 | 0 | 0 |
| Dec 24 | Hou | L | p | 1 | 1 | 0 | 0.0 | 0.0 | 0 | 0 | 0 | 0 | 0 | 0 | 1 |
| Dec 29 | Dal | L | p | 1 | 1 | 0 | 0.0 | 0.0 | 0 | 0 | 0 | 0 | 0 | 0 | 1 |
| Jan 7 | @ Jax | L | p | 0 | 0 | 0 | 0.0 | 0.0 | 0 | 0 | 0 | 0 | 0 | 0 | 3 |
| Totals | 7-10 | 15/0 | | 2 | 2 | 0 | 0.0 | 0.0 | 0 | 0 | 0 | 0 | 0 | 0 | 16 |

2023 Tennessee Titans

| Date | Opp | W/L | P/S | Tot Solo Asst | Sk | - Yds | QBP | TFL | Int- Yds | -TD | PD | FF | FR- Yds | SpT | |
|---------------|------------|------------|-----|---------------|----------|----------|------------|------------|----------|----------|----------|----------|----------|----------|----------|
| Oct 29 | Atl | W | p | 0 | 0 | 0 | 0.0 | 0.0 | 0 | 0 | 0 | 0 | 0 | 0 | 1 |
| Nov 2 | @ Pit | L | PS | | | | | | | | | | | | |
| Nov 12 | @ TB | L | PS | | | | | | | | | | | | |
| Nov 19 | @ Jax | L | p | 0 | 0 | 0 | 0.0 | 0.0 | 0 | 0 | 0 | 0 | 0 | 0 | 0 |
| Nov 26 | Car | W | p | 0 | 0 | 0 | 0.0 | 0.0 | 0 | 0 | 0 | 0 | 0 | 0 | 1 |
| Dec 3 | Ind | | | | | | | | | | | | | | |
| Dec 11 | @ Mia | | | | | | | | | | | | | | |
| Dec 17 | Hou | | | | | | | | | | | | | | |
| Dec 24 | Sea | | | | | | | | | | | | | | |
| Dec 31 | @ Hou | | | | | | | | | | | | | | |
| Jan 6/7 | Jax | | | | | | | | | | | | | | |
| Totals | 2-3 | 3/0 | | 0 | 0 | 0 | 0.0 | 0.0 | 0 | 0 | 0 | 0 | 0 | 0 | 2 |

JOE JONES' NFL STATISTICS

| REGULAR SEASON | | TACKLES | | | | | | INTERCEPTIONS | | | | | FUMBLES | | | | | | |
|-------------------|-----------|-----------|----------|----------|----------|----------|------------|---------------|----------|----------|----------|----------|----------|----------|----------|----------|----------|----------|-----------|
| Year | Team | GP | GS | Tot | Solo | Asst | Sk | Yds | QBP | TFL | No | Yds | Lg | TD | PD | FF | FR | Yds | SpT |
| 2017 | Denver | 7 | 0 | 0 | 0 | 0 | 0.0 | 0.0 | 0 | 0 | 0 | 0 | 0 | 0 | 0 | 0 | 0 | 0 | 4 |
| 2018 | Denver | 16 | 0 | 4 | 4 | 0 | 0.0 | 0.0 | 0 | 0 | 0 | 0 | 0 | 0 | 0 | 0 | 0 | 0 | 12 |
| 2019 | Denver | 12 | 0 | 0 | 0 | 0 | 0.0 | 0.0 | 0 | 0 | 0 | 0 | 0 | 0 | 0 | 0 | 0 | 0 | 8 |
| 2020 | Denver | 14 | 0 | 1 | 0 | 1 | 0.0 | 0.0 | 0 | 0 | 0 | 0 | 0 | 0 | 0 | 0 | 0 | 0 | 2 |
| 2021 | Tennessee | 9 | 0 | 1 | 0 | 1 | 0.0 | 0.0 | 2 | 0 | 0 | 0 | 0 | 0 | 0 | 0 | 0 | 0 | 5 |
| 2022 | Tennessee | 15 | 0 | 2 | 2 | 0 | 0.0 | 0.0 | 0 | 0 | 0 | 0 | 0 | 0 | 0 | 0 | 0 | 0 | 16 |
| 2023 | Tennessee | 3 | 0 | 0 | 0 | 0 | 0.0 | 0.0 | 0 | 0 | 0 | 0 | 0 | 0 | 0 | 0 | 0 | 0 | 2 |
| NFL Totals | | 76 | 0 | 8 | 6 | 2 | 0.0 | 0.0 | 2 | 0 | 0 | 0 | 0 | 0 | 0 | 0 | 0 | 0 | 49 |

Single-Game Highs

Tackles - 4 at Cincinnati (12/2/18)

Special Teams Tackles - 3 (Three times, last at Jacksonville 1/7/23)



40 ANTHONY KENDALL

CORNERBACK • 5'10" • 177 LBS • COLLEGE: BALDWIN WALLACE
ACQUIRED: FREE AGENT - 2023 • NFL EXPERIENCE (NFL/TITANS): ROOKIE
HOMETOWN: PORT RICHEY, FLA.
GAMES PLAYED/GAMES STARTED: 11/0 (PLAYOFFS: 0/0)



PRO: The Titans signed Anthony Kendall as a rookie free agent after the 2023 NFL Draft. The 5-foot-10-inch, 177-pounder made the 53-man roster out of training camp after a stellar career at Division III Baldwin Wallace. The Port Richey, Fla., native played five seasons for the Yellow Jackets (2018-22) where he saw action in 31 games and recorded 127 tackles, 20 pass breakups, six interceptions, a forced fumble and a sack.

TITANS TIDBITS:

- Kendall had zero Division I offers coming out of high school so he decided to go to Baldwin Wallace, a Division III school in the Ohio Athletic Conference. He went to multiple regional tryouts after not getting an invite to the NFL Combine.
- Kendall was the first Baldwin Wallace alum to sign with an NFL team since linebacker Keith Darbut in 2011.

CAREER TRANSACTIONS:

- The Port Richey, Fla., native was signed by the Titans as an undrafted free agent on May 12, 2023.

SEASON RECAPS:

2023 (11/0): Ranks second on the team with seven special teams tackles. Has led or tied for the team lead in special teams tackles twice in 2023 (at NO, at IND). Made his NFL debut at New Orleans (9/10/23).

- At New Orleans (9/10), saw action as a reserve on special teams and led the team with three special teams tackles in his first career NFL contest. Stuffed Rashid Shaheed at the Saints' 13-yard line on a kickoff return in the fourth quarter.
- Against L.A. Chargers (9/17), played as a reserve on special teams.
- At Cleveland (9/24), saw action as a reserve on special teams.
- Against Cincinnati (10/1), played as a reserve on special teams.
- At Indianapolis (10/8), tied for the team lead with a special teams stop on coverage units.
- In London, against Baltimore (10/15), saw action as a reserve on special teams.
- Against Atlanta (10/29), played as a reserve on special teams coverage units.
- At Pittsburgh (11/2), tallied two special teams tackles on coverage units.
- At Tampa Bay (11/12), played as a reserve on special teams.
- At Jacksonville (11/19), saw action as a reserve on special teams.
- Against Carolina (11/26), posted a special teams tackle on coverage units.

COLLEGE:

- During five seasons at Baldwin Wallace, Kendall appeared in 31 games and recorded 127 tackles, 20 pass breakups, six interceptions, a forced fumble and a sack.
- As a graduate (2022), started in 10 games and recorded a career-high 56 tackles, four tackles for loss, his first career forced fumble and first career sack. Led the Yellow Jackets and the OAC with a career-high 12 pass breakups. Also had a career-high three interceptions. Named the 2022 Lee J. Tressel Ohio Athletic Conference Defensive Back of the Year and was selected as an American Football Coaches Association, Associated Press, D3football.com second-team All-American and an All-OAC first-team selection.
- As a senior (2021), appeared in seven games and recorded 11 tackles, two tackles for loss and a pass breakup.
- As a junior (2020), appeared in two games. Was third on the team with 13 tackles, added one pass breakup and one blocked kick. Tallied one tackle for loss. Was named All-Ohio Athletic Conference honorable mention.

- As a sophomore (2019), appeared in five games. Recorded 23 tackles, including two stops for loss, a pass breakup and two interceptions.
- As a redshirt freshman (2018), appeared in seven games and recorded 23 tackles, including a stop for loss, five pass breakups and one interception.
- Graduated with a degree in business in healthcare from Baldwin Wallace in December 2022.

PERSONAL:

- Played three years of football at Aclote (Fla.) High School before transferring to River Ridge High School for his senior season.
- Was the recipient of the Knights Award in football and participated in the All-Star Football game.
- Competed two years in basketball and three years of weightlifting and track and field. Placed fifth in the 300-meter hurdles at the Florida High School Athletic Association State Championships.
- Graduated with a 4.1 cumulative grade point average and was the recipient of the Alumni Award as well as a member of the Chi Alpha Sigma Honor Society.
- Son of Andre and Cerstin Marshall.
- Follow Kendall on Instagram at [@anthonykendall_](#)
- Born Anthony D.C. Kendall on Dec. 17, 1999 in El Paso, Texas.



49 ARDEN KEY

OUTSIDE LINEBACKER • 6'5" • 240 LBS • COLLEGE: LOUISIANA STATE
ACQUIRED: UNRESTRICTED FREE AGENT - 2023 (JAX)
NFL EXPERIENCE (NFL/TITANS): 6/1 • HOMETOWN: ATLANTA, GA.
GAMES PLAYED/GAMES STARTED: 82/17 (PLAYOFFS: 5/0)



PRO: The Titans signed Arden Key early in the 2023 offseason to add experience and bolster the defensive front. The Louisiana State product possesses a unique ability to come off the edge as a pass rusher and use his speed, athleticism and long arms to get to the quarterback. The 6-foot-5-inch, 240-pound defender originally entered the NFL as a third-round pick of the Oakland Raiders in 2018 and spent his first three campaigns with the organization. Over the next two seasons with the San Francisco 49ers (2021) and Jacksonville Jaguars (2022), Key saw action in all 34 contests and amassed 49 tackles, 11 sacks, 10 stops for loss and 63 quarterback pressures.

CAREER HIGHLIGHTS:

- In 2022, Key recorded 27 tackles, 4.5 sacks, five stops for loss and a career-high 38 quarterback pressures in his first season with the Jaguars.
- In 2021, Key notched a career-best 6.5 sacks to go along with 22 tackles and 25 quarterback pressures in his lone season with the 49ers.

TITANS TIDBITS:

- While preparing for the 2018 NFL Draft, Key decided to capitalize on his opportunities in the spotlight to help others. Key utilized his long jump at the Louisiana State Pro Day to support the organization "No Kid Hungry" to raise money for food insecure children and their families, raising more funds with each inch he jumped.
- His father, Arden Key Sr., played point guard and shooting guard at Jacksonville State and also coached Arden Jr. in football.
- Key comes from a large family that includes four sets of twins, all who share in his athleticism on the basketball court. Arden's twin, Angel, was a cheerleader for her brother's football team.

CAREER TRANSACTIONS:

- The Atlanta, Ga., native was selected by the Oakland Raiders in the third round (87th overall) of the 2018 NFL Draft.
- Released by the Raiders on April 15, 2021.
- Signed by the San Francisco 49ers as a free agent on April 23, 2021.
- Signed by the Jacksonville Jaguars as an unrestricted free agent on March 30, 2022.
- Signed by the Titans as an unrestricted free agent on March 20, 2023.

SEASON RECAPS:

2023 (11/4 - Tennessee): Leads the team with 38 quarterback pressures. Ranks fourth on the squad with 3.5 sacks. Has led or tied for the team lead in quarterback pressures four times in 2023 (at NO, vs. LAC, vs. BAL, at JAX). Has tied for the team lead in sacks twice in 2023 (at NO, vs. CIN). Posted a career-best 11 quarterback pressures at New Orleans (9/10/23).
• At New Orleans (9/10), made his Titans debut and notched four tackles, 1.5 sacks and a pass defended to go along with a team-best and career-high 11 quarterback pressures. Dropped Derek Carr for a six-yard sack early in the second quarter. Deflected a ball intended for Michael Thomas on third-and-10 in the second stanza. Teamed with Denico Autry to sack Derek Carr for a seven-yard sack in the second quarter.
• Against L.A. Chargers (9/17), played as a reserve at outside linebacker and tied for the team lead with four quarterback pressures.
• At Cleveland (9/24), started at outside linebacker and tallied three tackles and three quarterback pressures.
• Against Cincinnati (10/1), played as a reserve at outside linebacker and posted a sack with two quarterback pressures. Dropped Joe Burrow for a 10-yard sack in the final stanza.
• At Indianapolis (10/8), saw action as a reserve at outside linebacker and

recorded two tackles with two quarterback pressures.

- In London, against Baltimore (10/15), played as a reserve at outside linebacker and led the team with four quarterback pressures.
- Against Atlanta (10/29), started at outside linebacker and notched two tackles with four quarterback pressures. Teamed with Azeez Al-Shaair to stonewall Tyler Allgeier for a two-yard loss on a rush off right tackle in the second quarter. Combined with Denico Autry to stop Bijan Robinson for no gain on a rush off right tackle late in the second quarter.
- At Pittsburgh (11/2), started at outside linebacker and tallied two tackles with a quarterback pressure.
- At Tampa Bay (11/12), played as a reserve at outside linebacker
- At Jacksonville (11/19), recorded three tackles and tied for the team lead with three quarterback pressures. Combined with Harold Landry III to stuff D'Ernest Johnson for no gain on a rush off left end in the third quarter.
- Against Carolina (11/26), saw action as a reserve at outside linebacker and posted two tackles, including a strip-sack and four quarterback pressures. Came off the edge and dropped Bryce Young for an eight-yard sack while forcing a fumble that was recovered by Jeffery Simmons at the Panthers' 17-yard line in the second quarter.

2022 (17/3, 2/0 - Jacksonville): Played in all 17 games with three starts and compiled 27 tackles, 4.5 sacks, five stops for loss, a fumble recovery and two passes defended. Saw action as a reserve in both postseason contests and posted two tackles and a pass defended.

- Against Denver (10/30), registered two tackles, including a sack. Dropped Russell Wilson for a seven-yard sack on third-and-six.
- At Tennessee (12/11), tied a career-high with four tackles to go along with a sack and a fumble recovery. Dropped Ryan Tannehill for a six-yard sack in the third quarter. Recovered a fumble by Derrick Henry early in the final stanza.
- Against Dallas (12/18), posted three tackles and a career-best 1.5 sacks. Teamed with Foley Fatukasi to sack Dak Prescott for a three-yard loss in the opening stanza. Dropped Prescott for an eight-yard loss in the third quarter.
- Against Tennessee (1/7), notched three tackles and a career-best nine quarterback pressures.

2021 (17/0, 3/0 - San Francisco): Saw action as a reserve in all 17 games and totaled 22 tackles, a career-best 6.5 sacks and one pass defended. Played in his first three postseason games and collected two tackles.

- Against L.A. Rams (11/15), registered two tackles and a sack. Sacked Matthew Stafford for an eight-yard loss in the final stanza.
- Against Atlanta (12/19), posted an 11-yard sack of Matt Ryan on third-and-eight in the second quarter.
- Against Houston (1/2), notched a nine-yard sack of Davis Mills in the fourth quarter.

2020 (14/0 - Las Vegas): Appeared as a reserve in 14 games and registered 15 tackles, two tackles for loss and two passes defended. Was inactive for two contests.

- Against Kansas City (11/22), notched two tackles, including a stop for loss.

2019 (7/0 - Oakland): Appeared in seven games and recorded a career-high two sacks. Placed on injured reserve on Nov. 7 and missed the final eight games of the season. Was inactive for one contest.

- At Houston (10/27), totaled two tackles and one sack. Dropped Deshaun Watson for a 10-yard sack on third-and-11 in the third quarter.
- Against Detroit (11/3), registered a sack by taking down Matthew Stafford

for a loss of 13 yards in his final game of the season because of injury.

2018 (16/10 - Oakland): Appeared in all 16 games as rookie with 10 starts at defensive end. Posted 30 tackles, a sack and a blocked extra point on special teams.

- Against L.A. Rams (9/10), totaled three tackles in his NFL debut.
- Against Seattle (10/14), made his first career start and registered his first career sack when he took down Russell Wilson for an eight-yard loss. Also recorded a career-high four tackles.
- Against Kansas City (12/2), collected the team's first blocked kick of the season on Harrison Butker's extra-point attempt in the second quarter.

COLLEGE:

- Played three seasons at Louisiana State (2015-17), appearing in 31 games with 28 starts and posting 130 tackles, 21 sacks and 26.5 tackles for loss.
- Was named Associated Press All-SEC first team in both 2017 and 2016. Earned second-team All-SEC honors from coaches in 2016.
- When he left LSU, his 21 career sacks were tied for third-most in school history with Gabe Northern.
- As a junior (2017), started eight contests and racked up 33 tackles, 5.5 for loss, four sacks and one forced fumble en route to first-team All-SEC honors.
- As a sophomore (2016), named first-team All-SEC after setting the school record with 12 sacks, while also leading the team with 14.5 tackles for loss. Collected 56 total stops and added three forced fumbles, a fumble recovery and three passes defensed.
- As a freshman (2015), appeared in all 12 games, starting the final nine, totaling 41 tackles, five sacks, a pass defensed and a fumble recovery. Earned Freshman All-American honors and was named to the SEC All-Freshman team.
- Majored in interdisciplinary studies at Louisiana State.

PERSONAL:

- Attended Hapeville Charter Academy in Atlanta, Ga. and was unanimously rated as a four-star prospect by Rivals, 247Sports, Scout and ESPN.
- Was invited to play in the Under Armour All-American Game and was a Class 2A first-team All-State selection. Was a member of Rivals 250, Scout 300, 247Sports Top 247 and ESPN 300.
- As a senior (2014), tallied 15.5 sacks.

- As a junior (2013), accounted for over 100 tackles and eight sacks.
- As a sophomore (2012), notched 12 sacks.
- Son of Nicole Spencer and Arden Key Sr.
- Follow Key on Instagram at @ardenkey.
- Follow Key on Twitter at @ArdenKeyEI.
- Born Arden Key Jr. on May 3, 1996 in Lithonia, Ga.

ARDEN KEY'S GAME-BY-GAME

2018 Oakland Raiders

| Date | Opp | W/L | P/S | Tot Solo Asst | Sk - Yds | QBP | TFL | Int - Yds | -TD | PD | FF | FR - Yds | SpT |
|---------------|-------------|--------------|-----|----------------|----------------|-----------|----------|-----------|----------|----------|----------|----------|----------|
| Sept 10 | LAR | L | p | 3 1 2 | 0.0 0.0 | 0 | 0 | 0 | 0 | 0 | 0 | 0 | 0 |
| Sept 16 | @ Den | L | p | 2 2 0 | 0.0 0.0 | 2 | 1 | 0 | 0 | 0 | 0 | 0 | 0 |
| Sept 23 | @ Mia | L | p | 2 1 1 | 0.0 0.0 | 2 | 0 | 0 | 0 | 0 | 0 | 0 | 0 |
| Sept 30 | Cle | W | p | 1 1 0 | 0.0 0.0 | 0 | 1 | 0 | 0 | 0 | 0 | 0 | 0 |
| Oct 7 | @ LAC | L | p | 1 1 0 | 0.0 0.0 | 0 | 0 | 0 | 0 | 0 | 0 | 0 | 0 |
| Oct 14 | Sea | L | S | 4 4 0 | 0.0 0.0 | 2 | 1 | 0 | 0 | 0 | 0 | 0 | 0 |
| Oct 28 | Ind | L | S | 2 0 2 | 1.0 8.0 | 0 | 0 | 0 | 0 | 0 | 0 | 0 | 0 |
| Nov 1 | @ SF | L | p | 0 0 0 | 0.0 0.0 | 0 | 0 | 0 | 0 | 0 | 0 | 0 | 0 |
| Nov 11 | LAC | L | S | 4 3 1 | 0.0 0.0 | 1 | 0 | 0 | 0 | 0 | 0 | 0 | 0 |
| Nov 18 | @ Ari | W | S | 0 0 0 | 0.0 0.0 | 0 | 0 | 0 | 0 | 0 | 0 | 0 | 0 |
| Nov 25 | @ Bal | L | S | 3 2 1 | 0.0 0.0 | 0 | 0 | 0 | 0 | 0 | 0 | 0 | 0 |
| Dec 2 | KC | L | S | 0 0 0 | 0.0 0.0 | 1 | 0 | 0 | 0 | 0 | 0 | 0 | 0 |
| Dec 9 | @ Pit | W | S | 2 2 0 | 0.0 0.0 | 1 | 0 | 0 | 0 | 0 | 0 | 0 | 0 |
| Dec 16 | @ Cin | L | S | 3 1 2 | 0.0 0.0 | 1 | 0 | 0 | 0 | 0 | 0 | 0 | 0 |
| Dec 24 | Den | W | p | 2 2 0 | 0.0 0.0 | 1 | 1 | 0 | 0 | 0 | 0 | 0 | 0 |
| Dec 30 | @ KC | L | S | 1 1 0 | 0.0 0.0 | 2 | 0 | 0 | 0 | 0 | 0 | 0 | 0 |
| Totals | 4-12 | 16/10 | | 30 21 9 | 1.0 8.0 | 13 | 4 | 0 | 0 | 0 | 0 | 0 | 0 |

2019 Oakland Raiders

| Date | Opp | W/L | P/S | Tot Solo Asst | Sk - Yds | QBP | TFL | Int - Yds | -TD | PD | FF | FR - Yds | SpT |
|---------------|------------|------------|-----|---|-----------------|-----------|----------|-----------|----------|----------|----------|----------|----------|
| Sept 9 | Den | W | p | 1 0 1 | 0.0 0.0 | 3 | 0 | 0 | 0 | 0 | 0 | 0 | 0 |
| Sept 15 | KC | L | p | 0 0 0 | 0.0 0.0 | 1 | 0 | 0 | 0 | 0 | 0 | 0 | 0 |
| Sept 22 | @ Min | L | p | 0 0 0 | 0.0 0.0 | 0 | 0 | 0 | 0 | 0 | 0 | 0 | 0 |
| Sept 29 | @ Ind | W | p | 0 0 0 | 0.0 0.0 | 2 | 0 | 0 | 0 | 0 | 0 | 0 | 0 |
| Oct 6 | Chi | W | p | 0 0 0 | 0.0 0.0 | 4 | 0 | 0 | 0 | 0 | 0 | 0 | 0 |
| Oct 20 | @ GB | L | IA | | | | | | | | | | |
| Oct 27 | @ Hou | L | p | 2 2 0 | 1.0 10.0 | 2 | 1 | 0 | 0 | 0 | 0 | 0 | 0 |
| Nov 3 | Det | W | p | 1 1 0 | 1.0 13.0 | 2 | 1 | 0 | 0 | 0 | 0 | 0 | 0 |
| Nov 7 | LAC | | | Placed on injured reserve on Nov. 7, 2019 | | | | | | | | | |
| Totals | 4-4 | 7/0 | | 4 3 1 | 2.0 23.0 | 14 | 2 | 0 | 0 | 0 | 0 | 0 | 0 |

2020 Las Vegas Raiders

| Date | Opp | W/L | P/S | Tot Solo Asst | Sk - Yds | QBP | TFL | Int - Yds | -TD | PD | FF | FR - Yds | SpT |
|---------------|------------|-------------|-----|----------------|----------------|-----------|----------|-----------|----------|----------|----------|----------|----------|
| Sept 13 | @ Car | W | p | 0 0 0 | 0.0 0.0 | 0 | 0 | 0 | 0 | 0 | 0 | 0 | 0 |
| Sept 21 | NO | W | p | 0 0 0 | 0.0 0.0 | 6 | 0 | 0 | 0 | 0 | 0 | 0 | 0 |
| Sept 27 | @ NE | L | p | 0 0 0 | 0.0 0.0 | 1 | 0 | 0 | 0 | 1 | 0 | 0 | 0 |
| Oct 4 | Buf | L | p | 1 0 1 | 0.0 0.0 | 4 | 0 | 0 | 0 | 1 | 0 | 0 | 0 |
| Oct 11 | @ KC | W | p | 2 2 0 | 0.0 0.0 | 2 | 1 | 0 | 0 | 0 | 0 | 0 | 0 |
| Oct 25 | TB | L | p | 0 0 0 | 0.0 0.0 | 0 | 0 | 0 | 0 | 0 | 0 | 0 | 0 |
| Nov 1 | @ Cle | W | IA | | | | | | | | | | |
| Nov 8 | @ LAC | W | IA | | | | | | | | | | |
| Nov 15 | Den | W | p | 2 2 0 | 0.0 0.0 | 2 | 0 | 0 | 0 | 0 | 0 | 0 | 0 |
| Nov 22 | KC | L | p | 2 1 1 | 0.0 0.0 | 0 | 1 | 0 | 0 | 0 | 0 | 0 | 0 |
| Nov 29 | @ Atl | L | p | 0 0 0 | 0.0 0.0 | 4 | 0 | 0 | 0 | 0 | 0 | 0 | 0 |
| Dec 6 | @ NYJ | W | p | 2 2 0 | 0.0 0.0 | 1 | 0 | 0 | 0 | 0 | 0 | 0 | 0 |
| Dec 13 | Ind | L | p | 1 1 0 | 0.0 0.0 | 4 | 0 | 0 | 0 | 0 | 0 | 0 | 0 |
| Dec 17 | LAC | L | p | 1 1 0 | 0.0 0.0 | 0 | 0 | 0 | 0 | 0 | 0 | 0 | 0 |
| Dec 26 | Mia | L | p | 2 1 1 | 0.0 0.0 | 3 | 0 | 0 | 0 | 0 | 0 | 0 | 0 |
| Jan 3 | @ Den | W | p | 2 0 2 | 0.0 0.0 | 1 | 0 | 0 | 0 | 0 | 0 | 0 | 0 |
| Totals | 8-8 | 14/0 | | 15 10 5 | 0.0 0.0 | 28 | 2 | 0 | 0 | 2 | 0 | 0 | 0 |

2021 San Francisco 49ers

| Date | Opp | W/L | P/S | Tot Solo Asst | Sk - Yds | QBP | TFL | Int - Yds | -TD | PD | FF | FR - Yds | SpT |
|---------|-------|-----|-----|---------------|----------|-----|-----|-----------|-----|----|----|----------|-----|
| Sept 12 | @ Det | W | p | 1 1 0 | 0.0 0.0 | 2 | 0 | 0 | 0 | 0 | 0 | 0 | 0 |
| Sept 19 | @ Phi | W | p | 1 1 0 | 0.0 0.0 | 1 | 0 | 0 | 0 | 1 | 0 | 0 | 0 |
| Sept 26 | GB | L | p | 0 0 0 | 0.0 0.0 | 0 | 0 | 0 | 0 | 0 | 0 | 0 | 0 |
| Oct 3 | Sea | L | p | 2 1 1 | 0.0 0.0 | 0 | 0 | 0 | 0 | 0 | 0 | 0 | 0 |
| Oct 10 | @ Ari | L | p | 1 0 1 | 0.0 0.0 | 0 | 0 | 0 | 0 | 0 | 0 | 0 | 0 |
| Oct 24 | Ind | L | p | 2 2 0 | 0.0 0.0 | 0 | 0 | 0 | 0 | 0 | 0 | 0 | 0 |
| Oct 31 | @ Chi | W | p | 0 0 0 | 0.0 0.0 | 1 | 0 | 0 | 0 | 0 | 0 | 0 | 0 |
| Nov 7 | Ari | L | p | 1 1 0 | 1.0 4.0 | 3 | 1 | 0 | 0 | 0 | 0 | 0 | 0 |

| | | | | | | | | | | | | | |
|---------------|-------------|-------------|---|-----------------|-----------------|-----------|----------|----------|----------|----------|----------|----------|----------|
| Nov 15 | LAR | W | p | 2 2 0 | 1.0 8.0 | 1 | 1 | 0 | 0 | 0 | 0 | 0 | 0 |
| Nov 21 | @ Jax | W | p | 2 1 1 | 1.0 6.0 | 1 | 1 | 0 | 0 | 0 | 0 | 0 | 0 |
| Nov 28 | Min | W | p | 2 0 2 | 0.0 0.0 | 0 | 0 | 0 | 0 | 0 | 0 | 0 | 0 |
| Dec 5 | @ Sea | L | p | 3 0 3 | 0.5 4.0 | 1 | 0 | 0 | 0 | 0 | 0 | 0 | 0 |
| Dec 12 | @ Cin | W | p | 1 0 1 | 0.5 4.5 | 3 | 0 | 0 | 0 | 0 | 0 | 0 | 0 |
| Dec 19 | Atl | W | p | 1 1 0 | 1.0 11.0 | 3 | 1 | 0 | 0 | 0 | 0 | 0 | 0 |
| Dec 23 | @ Ten | L | p | 1 0 1 | 0.0 0.0 | 1 | 0 | 0 | 0 | 0 | 0 | 0 | 0 |
| Jan 2 | Hou | W | p | 1 0 1 | 1.0 9.0 | 6 | 1 | 0 | 0 | 0 | 0 | 0 | 0 |
| Jan 9 | @ LAR | W | p | 1 0 1 | 0.5 5.0 | 2 | 0 | 0 | 0 | 0 | 0 | 0 | 0 |
| Totals | 10-7 | 17/0 | | 22 11 11 | 6.5 51.5 | 25 | 5 | 0 | 0 | 0 | 1 | 0 | 0 |

Playoffs

| | | | | | | | | | | | | | |
|---------------|------------|------------|---|--------------|----------------|----------|----------|----------|----------|----------|----------|----------|----------|
| Jan 16 | @ Dal | W | p | 1 1 0 | 0.0 0.0 | 1 | 0 | 0 | 0 | 0 | 0 | 0 | 0 |
| Jan 22 | @ GB | W | p | 1 0 1 | 0.0 0.0 | 1 | 0 | 0 | 0 | 0 | 0 | 0 | 0 |
| Jan 30 | @ LA | L | p | 0 0 0 | 0.0 0.0 | 1 | 0 | 0 | 0 | 0 | 0 | 0 | 0 |
| Totals | 2-1 | 3/0 | | 2 1 1 | 0.0 0.0 | 3 | 0 | 0 | 0 | 0 | 0 | 0 | 0 |

2022 Jacksonville Jaguars

| Date | Opp | W/L | P/S | Tot Solo Asst | Sk - Yds | QBP | TFL | Int - Yds | -TD | PD | FF | FR - Yds | SpT |
|---------------|------------|-------------|-----|-----------------|-----------------|-----------|----------|-----------|----------|----------|----------|----------|----------|
| Sept 11 | @ Was | L | p | 0 0 0 | 0.0 0.0 | 0 | 0 | 0 | 0 | 0 | 0 | 0 | 0 |
| Sept 18 | Ind | W | p | 1 1 0 | 1.0 8.0 | 1 | 1 | 0 | 0 | 0 | 0 | 0 | 0 |
| Sept 25 | @ LAC | W | p | 1 1 0 | 0.0 0.0 | 2 | 1 | 0 | 0 | 0 | 0 | 0 | 0 |
| Oct 2 | @ Phi | L | p | 1 1 0 | 0.0 0.0 | 0 | 0 | 0 | 0 | 0 | 0 | 0 | 0 |
| Oct 9 | Hou | L | p | 0 0 0 | 0.0 0.0 | 2 | 0 | 0 | 0 | 0 | 0 | 0 | 0 |
| Oct 16 | @ Ind | L | p | 1 1 0 | 0.0 0.0 | 1 | 0 | 0 | 0 | 0 | 0 | 0 | 0 |
| Oct 23 | NYG | L | p | 2 2 0 | 0.0 0.0 | 0 | 0 | 0 | 0 | 0 | 0 | 0 | 0 |
| Oct 30 | Den | L | p | 2 1 1 | 1.0 7.0 | 3 | 1 | 0 | 0 | 1 | 0 | 0 | 0 |
| Nov 6 | LV | W | p | 1 0 1 | 0.0 0.0 | 0 | 0 | 0 | 0 | 0 | 0 | 0 | 0 |
| Nov 13 | @ KC | L | p | 2 2 0 | 0.0 0.0 | 1 | 0 | 0 | 0 | 0 | 0 | 0 | 0 |
| Nov 27 | Bal | W | p | 0 0 0 | 0.0 0.0 | 2 | 0 | 0 | 0 | 1 | 0 | 0 | 0 |
| Dec 4 | @ Det | L | p | 3 2 1 | 0.0 0.0 | 1 | 0 | 0 | 0 | 0 | 0 | 0 | 0 |
| Dec 11 | @ Ten | W | p | 4 2 2 | 1.0 6.0 | 6 | 1 | 0 | 0 | 0 | 1 | 0 | 0 |
| Dec 18 | Dal | W | S | 3 1 2 | 1.5 9.5 | 4 | 1 | 0 | 0 | 0 | 0 | 0 | 0 |
| Dec 22 | @ NYJ | W | S | 1 0 1 | 0.0 0.0 | 2 | 0 | 0 | 0 | 0 | 0 | 0 | 0 |
| Jan 1 | @ Hou | W | S | 2 1 1 | 0.0 0.0 | 4 | 0 | 0 | 0 | 0 | 0 | 0 | 0 |
| Jan 7 | Ten | W | p | 3 1 2 | 0.0 0.0 | 9 | 0 | 0 | 0 | 0 | 0 | 0 | 0 |
| Totals | 9-8 | 17/3 | | 27 16 11 | 4.5 30.5 | 38 | 5 | 0 | 0 | 2 | 0 | 1 | 0 |

Playoffs

| | | | | | | | | | | | | | |
|---------------|------------|------------|---|--------------|----------------|----------|----------|----------|----------|----------|----------|----------|----------|
| Jan 14 | LAC | W | p | 1 0 1 | 0.0 0.0 | 1 | 0 | 0 | 0 | 0 | 1 | 0 | 0 |
| Jan 21 | @ KC | L | p | 1 1 0 | 0.0 0.0 | 1 | 0 | 0 | 0 | 0 | 0 | 0 | 0 |
| Totals | 1-1 | 2/0 | | 2 1 1 | 0.0 0.0 | 2 | 0 | 0 | 0 | 0 | 1 | 0 | 0 |

2023 Tennessee Titans

| Date | Opp | W/L | P/S | Tot Solo Asst | Sk - Yds | QBP | TFL | Int - Yds | -TD | PD | FF | FR - Yds | SpT |
|---------------|------------|-------------|-----|----------------|-----------------|-----------|----------|-----------|----------|----------|----------|----------|----------|
| Sept 10 | @ NO | L | p | 4 1 3 | 1.5 9.5 | 11 | 1 | 0 | 0 | 0 | 1 | 0 | 0 |
| Sept 17 | LAC | W | p | 0 0 0 | 0.0 0.0 | 4 | 0 | 0 | 0 | 0 | 0 | 0 | 0 |
| Sept 24 | @ Cle | L | S | 3 1 2 | 0.0 0.0 | 3 | 0 | 0 | 0 | 0 | 0 | 0 | 0 |
| Oct 1 | Cin | W | p | 1 1 0 | 1.0 10.0 | 2 | 1 | 0 | 0 | 0 | 0 | 0 | 0 |
| Oct 8 | @ Ind | L | p | 2 0 2 | 0.0 0.0 | 2 | 0 | 0 | 0 | 0 | 0 | 0 | 0 |
| Oct 15 | Bal | L | p | 0 0 0 | 0.0 0.0 | 4 | 0 | 0 | 0 | 0 | 0 | 0 | 0 |
| Oct 29 | Atl | W | S | 2 0 2 | 0.0 0.0 | 4 | 0 | 0 | 0 | 0 | 0 | 0 | 0 |
| Nov 2 | @ Pit | L | S | 2 1 1 | 0.0 0.0 | 1 | 0 | 0 | 0 | 0 | 0 | 0 | 0 |
| Nov 12 | @ TB | L | p | 0 0 0 | 0.0 0.0 | 0 | 0 | 0 | 0 | 0 | 0 | 0 | 0 |
| Nov 19 | @ Jax | L | S | 3 2 1 | 0.0 0.0 | 3 | 0 | 0 | 0 | 0 | 0 | 0 | 0 |
| Nov 26 | Car | W | p | 2 2 0 | 1.0 8.0 | 4 | 0 | 0 | 0 | 0 | 1 | 0 | 0 |
| Dec 3 | Ind | | | | | | | | | | | | |
| Dec 11 | @ Mia | | | | | | | | | | | | |
| Dec 17 | Hou | | | | | | | | | | | | |
| Dec 24 | Sea | | | | | | | | | | | | |
| Dec 31 | @ Hou | | | | | | | | | | | | |
| Jan 6/7 | Jax | | | | | | | | | | | | |
| Totals | 4-7 | 11/4 | | 19 8 11 | 3.5 27.5 | 38 | 2 | 0 | 0 | 0 | 1 | 1 | 0 |

ARDEN KEY'S NFL STATISTICS

| REGULAR SEASON | | TACKLES | | | | | | | | | INTERCEPTIONS | | | | | FUMBLES | | | |
|-------------------|---------------|-----------|-----------|------------|-----------|-----------|-------------|--------------|------------|-----------|---------------|----------|----------|----------|----------|----------|----------|----------|----------|
| Year | Team | GP | GS | Tot | Solo | Asst | Sk | Yds | QBP | TFL | No | Yds | Lg | TD | PD | FF | FR | Yds | SpT |
| 2018 | Oakland | 16 | 10 | 30 | 21 | 9 | 1.0 | 8.0 | 13 | 4 | 0 | 0 | 0 | 0 | 0 | 0 | 0 | 0 | 0 |
| 2019 | Oakland | 7 | 0 | 4 | 3 | 1 | 2.0 | 23.0 | 14 | 2 | 0 | 0 | 0 | 0 | 0 | 0 | 0 | 0 | 0 |
| 2020 | Las Vegas | 14 | 0 | 15 | 10 | 5 | 0.0 | 0.0 | 28 | 2 | 0 | 0 | 0 | 0 | 2 | 0 | 0 | 0 | 0 |
| 2021 | San Francisco | 17 | 0 | 22 | 11 | 11 | 6.5 | 51.5 | 25 | 5 | 0 | 0 | 0 | 0 | 1 | 0 | 0 | 0 | 0 |
| 2022 | Jacksonville | 17 | 3 | 27 | 16 | 11 | 4.5 | 30.5 | 38 | 5 | 0 | 0 | 0 | 0 | 2 | 0 | 1 | 0 | 0 |
| 2023 | Tennessee | 11 | 4 | 19 | 8 | 11 | 3.5 | 27.5 | 38 | 2 | 0 | 0 | 0 | 0 | 1 | 1 | 0 | 0 | 0 |
| NFL Totals | | 82 | 17 | 117 | 69 | 48 | 17.5 | 140.5 | 156 | 20 | 0 | 0 | 0 | 0 | 6 | 1 | 1 | 0 | 0 |

| PLAYOFFS | | TACKLES | | | | | | | | | INTERCEPTIONS | | | | | FUMBLES | | | |
|-------------------|---------------|----------|----------|----------|----------|----------|------------|------------|----------|----------|---------------|----------|----------|----------|----------|----------|----------|----------|----------|
| Year | Team | GP | GS | Tot | Solo | Asst | Sk | Yds | QBP | TFL | No | Yds | Lg | TD | PD | FF | FR | Yds | SpT |
| 2021 | San Francisco | 3 | 0 | 2 | 1 | 1 | 0.0 | 0.0 | 3 | 0 | 0 | 0 | 0 | 0 | 0 | 0 | 0 | 0 | 0 |
| 2022 | Jacksonville | 2 | 0 | 2 | 1 | 1 | 0.0 | 0.0 | 2 | 0 | 0 | 0 | 0 | 0 | 1 | 0 | 0 | 0 | 0 |
| NFL Totals | | 5 | 0 | 4 | 2 | 2 | 0.0 | 0.0 | 5 | 0 | 0 | 0 | 0 | 0 | 1 | 0 | 0 | 0 | 0 |

Single-Game Highs

Tackles - **4 (Four times, last at New Orleans 9/10/23)**
 Sacks - **1.5 (Twice, last at New Orleans 9/10/23)**
 Quarterback Pressures - **11 at New Orleans (9/10/23)**
 Forced Fumble - **1 at vs. Carolina (11/26/23)**
 Fumble Recovery - **1 at Tennessee 12/11/22)**
 Passes Defensed - **1 (Six times, last at New Orleans 9/10/23)**

Additional Career Statistics

Blocked PAT - 1 (2018)

Playoff Single-Game Highs

Tackles - 1 (Four times, last at Kansas City 1/21/23)
 Quarterback Pressures - 1 (Five times, last at Kansas City 1/21/23)
 Passes Defensed - 1 vs. L.A. Chargers (1/14/23)



58 HAROLD LANDRY III

**OUTSIDE LINEBACKER • 6'2" • 252 LBS • COLLEGE: BOSTON COLLEGE
ACQUIRED: 2ND ROUND - 2018 • NFL EXPERIENCE (NFL/TITANS): 6/6
HOMETOWN: SPRING LAKE, N.C.
GAMES PLAYED/GAMES STARTED: 75/60 (PLAYOFFS: 5/5)**



PRO: The Titans traded up to select outside linebacker Harold Landry III with the 41st overall pick in the second round of the 2018 NFL Draft. From the start of his rookie season through 2022, Landry's 31 total sacks led the Titans. He participated in 64 consecutive contests before missing the entire 2022 campaign due to injury. Other than Jevon Kearse (38.0), Landry produced the highest sack total (31.0) by a Titans/Oilers player in his first four NFL seasons since individual sacks became an official NFL statistic in 1982. The Boston College product possesses a unique ability to bend the edge as a pass rusher and use his speed, athleticism and long arms to get to the quarterback. The 6-foot-2-inch, 252-pound defender signed a multi-year contract extension during the 2022 offseason and will be a key contributor to the Titans defense for years to come.

CAREER HIGHLIGHTS:

- In 2021, Landry was named to his first career Pro Bowl after ranking 10th in the NFL and leading the team with career-high 12 sacks. He also led the team with 14 tackles for loss and ranked second on the squad with a career-best 49 quarterback pressures.
- In 2021, Landry posted eight consecutive game with at least a half sack, the longest such streak of his career, joining Jevon Kearse (12 consecutive games from 1999 to 2000) as the franchise's only players to accomplish the feat since individual sacks became an official statistic in 1982.
- In 2020, Landry recorded 16 starts for the second consecutive season. He led the team with 5.5 sacks, a career-high 32 quarterback pressures and a career-high 10 tackles for loss.
- In 2019, Landry started all 16 games and led the team with a career-high nine sacks. He started all three postseason games in 2019 and tallied a team-best eight quarterback pressures.
- In 2018, made his NFL debut and appeared in 15 games on the season. His 4.5 sacks tied for third on the team and his 18 quarterback pressures tied for second.

TITANS TIDBITS:

- Landry could have entered the NFL Draft following his 16.5-sack junior season at Boston College. However, he chose to stay in school and received his degree in communications in December 2017.
- Landry enjoys traveling. One of his favorite getaways is Destin, Fla.
- He and his son, Greyson, share the same June 5 birthday.
- Landry's 26 career sacks at Boston College were exceeded in school history by only Mathias Kiwanuka (37.5 from 2002-05).
- In 2016, he set a Boston College record and led the nation with 16.5 sacks. His seven forced fumbles also ranked first nationally.

CAREER TRANSACTIONS:

- The Spring Lake, N.C., native was selected by the Titans in the second round (41st overall) of the 2018 NFL Draft.

SEASON RECAPS:

- 2023 (11/8):** Ranks third on the team with five sacks and fourth on the squad with 23 quarterback pressures. Has led the team in tackles once in 2023 (at TB). Has led or tied for the team lead in sacks four times in 2023 (vs. LAC, vs. BAL, vs. ATL, at TB). Has led or tied for the team lead in quarterback pressures twice in 2023 (at PIT, at JAX).
- At New Orleans (9/10), returned to the lineup as a starter at outside linebacker after missing the entire 2022 campaign and notched a tackle and four quarterback pressures.
 - Against L.A. Chargers (9/17), collected three tackles, including a sack and three quarterback pressures. Forced the Chargers' to settle for the game-

tying field goal attempt by dropping Justin Herbert for an eight-yard sack on third-and-three with 20 seconds remaining in regulation.

- At Cleveland (9/24), played as a reserve at outside linebacker and tallied two tackles. Teamed with Azeez Al-Shaair to stop Jerome Ford for no gain on a rush off right guard in the third quarter.
- Against Cincinnati (10/1), started at outside linebacker and posted two tackles with a quarterback pressure. Teamed with Rashad Weaver to stuff Joe Mixon for a two-yard loss on a rush off left end in the second quarter.
- At Indianapolis (10/8), recorded four tackles. Teamed with Azeez Al-Shaair to stuff Zack Moss for no gain on a rush off left tackle in the third quarter.
- In London, against Baltimore (10/15), registered five tackles, including a sack, another stop for loss and a quarterback pressure. Forced the Ravens to settle for a field goal by keeping contain and dropping Lamar Jackson for a four-yard loss on a third-and-one rush in the second quarter. Halted a Ravens' drive by sacking Jackson for a two-yard loss on third-and-nine in the third quarter.
- Against Atlanta (10/29), played as a reserve at outside linebacker and notched five tackles, including a career-high-tying two sacks and five quarterback pressures. Forced the Falcons to settle for a field goal by dropping Desmond Ridder for a three-yard sack on third-and-five in the opening stanza. Sacked Taylor Heinicke for an eight-yard loss midway through the fourth quarter.
- At Pittsburgh (11/2), saw action as a reserve at outside linebacker and tallied a tackle with a team-best two quarterback pressures.
- At Tampa Bay (11/12), started at outside linebacker and led the team with a career-best nine tackles, including a sack and three quarterback pressures. Ended a Buccaneers' drive by sacking Baker Mayfield for a seven-yard loss on third-and-11 in the final stanza.
- At Jacksonville (11/19), recorded six tackles and tied for the team lead with three quarterback pressures. Stopped Travis Etienne for no gain on a short pass in the second quarter. Combined with Arden Key to stuff D'Ernest Johnson for no gain on a rush off left end in the third quarter. Combined with Rashad Weaver to stonewall Tank Bigsby for no gain on a rush off left guard late in the final stanza. Brought down Bigsby for no gain on a rush off right guard late in the fourth quarter.
- Against Carolina (11/26), posted three tackles with a quarterback pressure. Combined with Azeez Al-Shaair to stuff Miles Sanders for no gain on a rush off right guard in the second stanza.

2022 (0/0): Placed on injured reserve on Sept. 2 after suffering an injury in the preseason and missed the entire season.

- 2021 (17/17, 1/1):** Named to his first career Pro Bowl. Started all 17 games at outside linebacker and ranked 10th in the NFL and led the team with career-high 12 sacks. Led the team with 14 tackles for loss. Ranked second on the squad with a career-best 49 quarterback pressures and tied for second on the club with 75 tackles. Added a forced fumble. Started the postseason contest and registered six tackles, including 1.5 sacks, five quarterback pressures and a stop for loss. Led the team in tackles twice (at SEA, at NYJ). Led or tied for the team lead in sacks seven times (vs. ARI, at NYJ, at JAX, vs. BUF, at IND, vs. JAX, vs. MIA). Led or tied for the team lead in quarterback pressures five times (vs. ARI, vs. IND, at NYJ, vs. MIA, vs. CIN).
- Against Arizona (9/12), started at outside linebacker and collected three tackles, including a sack and team-best five quarterback pressures. Chased down Kyler Murray for a two-yard sack in the first quarter.
 - At Seattle (9/19), started at outside linebacker and led the team with seven tackles to go along with a quarterback pressure.

- Against Indianapolis (9/26), started at outside linebacker in his 50th career game and tallied four tackles, including a half sack and a career-high and team-best 12 quarterback pressures. Combined with Ola Adeniyi to sack Carson Wentz for a 10-yard loss on third-and-10 late in the third quarter.
- At N.Y. Jets (10/3), started at outside linebacker and led the team with seven tackles, including a sack, a team-best five quarterback pressures and two more tackles for loss. Stuffed Michael Carter for a four-yard loss on a short pass in the first quarter. Shot through the line and stonewalled Carter for a two-yard loss on a rush off right guard in the second quarter. Halted a Jets' drive by sacking Zach Wilson for an eight-yard loss on third-and-six late in the second quarter.
- At Jacksonville (10/10), started at outside linebacker and compiled seven tackles, including a team-high two sacks with three quarterback pressures. Stuffed James Robinson for no gain on a third-and-goal rush from the one-yard line in the second quarter. Dropped Trevor Lawrence for a four-yard sack just before halftime. Ended a Jaguars' drive by sacking Lawrence for a 13-yard loss on third-and-one in the third quarter.
- Against Buffalo (10/18), tied career-highs with eight tackles and two sacks, to go along with another stop for loss and two quarterback pressures. Became Tennessee's first player since Kyle Vanden Bosch in 2005 with two or more sacks in consecutive games. Halted a Bills' drive by sacking Josh Allen for an eight-yard loss on third-and-10 in the first quarter. Dropped Allen for a three-yard sack in the second stanza. Teamed with Naquan Jones to stuff Josh Allen for no gain on a rush up the middle in the third quarter.
- Against Kansas City (10/24), started at outside linebacker and collected a sack for the fourth straight contest. Registered three quarterback pressures. Dropped Patrick Mahomes for an eight-yard sack in the fourth quarter. With 7.5 sacks, he tied William Fuller (1991) and Kyle Vanden Bosch (2005) for most sacks by a Titans player through a season's first seven games since individual sacks became an official statistic in 1982.
- At Indianapolis (10/31), started at outside linebacker and posted five tackles, including a sack in his fifth consecutive contest. Added four quarterback pressures and a forced fumble. Ended a Colts' drive by sacking Carson Wentz for a seven-yard loss on third-and-six in the second quarter. His 8.5 sacks in 2021 are the most by a Titans/Oiler player in the first eight games of a season since individual sacks became an official statistic in 1982. Tracked down a scrambling Carson Wentz and forced a fumble that was recovered by the Colts late in the second quarter.
- At L.A. Rams (11/7), tallied five tackles, including a half sack and four quarterback pressures. Teamed with Denico Autry to sack Matthew Stafford for a six-yard loss on third-and-six late in the third quarter.
- Against New Orleans (11/14), collected five tackles, including a sack and a quarterback pressure. Sacked Trevor Siemian for a three-yard loss late in the second quarter. Registered his eighth consecutive game with at least a half sack, which extended the longest such streak of his career, joining Jevon Kearse (12 consecutive games from 1999 to 2000) as the franchise's only players to accomplish the feat since individual sacks became an official statistic in 1982.
- Against Jacksonville (12/12), posted three tackles, including a sack and two quarterback pressures in the shutout victory. Halted the Jaguars' opening drive by dropping Trevor Lawrence for an eight-yard sack on third-and-11 in the first quarter. With 11 sacks in 2021, became the first Titans player with 11 sacks in a season since Jason Babin had 12.5 sacks in his 2010 Pro Bowl campaign.
- Against Miami (1/2), notched three tackles, a sack and tied for the team lead with two quarterback pressures. Combined with Zach Cunningham to stuff Phillip Lindsay for no gain on a rush up the middle in the first stanza. Forced a long field goal attempt that was no good by dropping Tua Tagovailoa for an eight-yard sack in the third quarter.
- Against Cincinnati (1/22), started at outside linebacker and posted six tackles, including 1.5 sacks and a team-high-tying five quarterback pressures. With 4.5 career postseason sacks in five games, he became the organization's first player with at least four career postseason sacks since individual sacks became an official statistic in 1982. Sacked Joe Burrow for an eight-yard loss in the first quarter. Teamed with Kyle Peko to sack Burrow for a seven-yard loss in the fourth quarter.

2020 (16/16, 1/1): Started all 16 games at outside linebacker and led the team with 5.5 sacks, 32 quarterback pressures and 10 tackles for loss. Notched 69 tackles, an interception and five passes defended. Started the postseason contest at outside linebacker and led the team with 10 tackles, including a team-high two sacks and four quarterback pressures. Led or tied for the team lead in sacks six times in 2020 (vs. BUF, vs. CHI, at BAL,

at IND, at HOU, vs. BAL). Led or tied for the team lead in quarterback pressures 11 times in 2020 (at DEN, vs. JAX, vs. BUF, vs. CHI, at BAL, at IND, vs. CLE, at JAX, vs. DET, at HOU, vs. BAL). Led the team in tackles once in 2020 (vs. BAL). Tied for the team lead in passes defended twice in 2020 (vs. JAX, at CIN).

- At Denver (9/14), started at outside linebacker and collected four tackles, including a stop for loss and a team-best three quarterback pressures. Stopped Jerry Jeudy for a two-yard loss on a short pass in the fourth quarter.
- Against Jacksonville (9/20), started at outside linebacker and posted five tackles, an interception, three quarterback pressures and two passes defended. Came off the edge and deflected a pass intended for Collin Johnson in the second quarter. Sealed the victory by intercepting a Gardner Minshew II pass that was deflected by Jeffrey Simmons with 47 seconds remaining in the game.
- Against Buffalo (10/13), started at outside linebacker and tallied three tackles, including a sack. Dipped through the middle and dropped Josh Allen for a 10-yard sack in the second quarter.
- Against Houston (10/18), started at outside linebacker and produced six tackles, including a half sack, a stop for loss and two quarterback pressures. Combined with DaQuan Jones to drop Deshaun Watson for a three-yard sack early in the first quarter. Shot through the line and dropped Duke Johnson for a two-yard loss on a rush up the middle early in the second quarter.
- Against Chicago (11/8), started at outside linebacker and tallied four tackles, including a sack, a team-best four quarterback pressures and a pass defended. Sacked Nick Foles for a nine-yard loss in the third quarter. Drew an intentional grounding call with a pass rush on Foles in the third quarter. Broke up a third-and-four pass intended for Darnell Mooney in the final quarter.
- Against Indianapolis (11/12), started at outside linebacker and collected five tackles, including a stop for loss. Stuffed Jonathan Taylor for no gain on a rush up the middle in the first stanza. Dropped Jordan Wilkins for a two-yard loss on a rush off right tackle in the fourth quarter.
- At Baltimore (11/22), started at outside linebacker and totaled seven tackles, including a sack and a quarterback pressure. Combined with Rashaan Evans to stuff Lamar Jackson for no gain on a rush early in the fourth quarter. Dropped Jackson for a nine-yard sack on the second play from scrimmage in overtime to help force a three-and-out, which preceded the Titans' game-winning drive.
- At Indianapolis (11/29), started at outside linebacker and recorded a sack and two quarterback pressures. Dropped Jacoby Brissett for a nine-yard sack late in the fourth quarter.
- At Green Bay (12/27), started at outside linebacker and tied a career-high with eight tackles, including a stop for loss. Stuffed Aaron Jones for a one-yard loss on a rush off right end in the third quarter.
- At Houston (1/3), started at outside linebacker and notched four tackles, including a sack and a team-best five quarterback pressures in the Titans' division-clinching victory. Forced the Texans to settle for a field goal by dropping Deshaun Watson for a seven-yard sack on third-and-10 in the second quarter.
- Against Baltimore (1/10), started at outside linebacker and led the team with 10 tackles, including a team-high two sacks and four quarterback pressures. His two sacks tied the franchise postseason record, as he became the fourth player in team annals to achieve the feat. Teamed with David Long Jr. to stop J.K. Dobbins for no gain on a rush off left tackle early in the second quarter. Sacked Lamar Jackson during the Ravens final drive of the first half. Dropped Jackson for a two-yard loss on a third-and-three rush up the middle in the third quarter. Sacked Jackson for no gain in the final stanza.

2019 (16/16, 3/3): Started all 16 games at outside linebacker and led the team with a career-high nine sacks. Ranked second on the squad with a career-best 28 quarterback pressures. Also notched a career-high 81 tackles, four stops for loss, an interception, a forced fumble and two fumble recoveries. Started all three postseason contests and recorded eight tackles, a sack, a team-best eight quarterback pressures, a stop for loss and a pass defended. Led or tied for the team lead in sacks eight times in 2019 (vs. IND, at ATL, vs. BUF, vs. TB, at CAR, vs. KC, vs. JAX, at IND). Led or tied for the team lead in quarterback pressures nine times in 2019 (vs. LAC, at CAR, vs. KC, vs. JAX, at IND, vs. HOU, at NE, at BAL, at KC).

- Against Indianapolis (9/15), started at outside linebacker and tallied six tackles, including a sack, a tackle for loss and a fumble recovery. Recovered a Jacoby Brissett fumble midway through the third quarter. Dropped Marlon Mack for no gain on a rush off left end in the final quarter.

Ended a Colts' drive by sacking Brissett on third-and-five in the fourth quarter. Stonewalled Mack for a three-yard loss on a rush off left guard in the fourth stanza.

- At Atlanta (9/29), started at outside linebacker and registered five tackles, including a team-best and career-high two sacks. Sacked Matt Ryan for a six-yard loss in the third quarter. Ended a Falcons' drive by dropping Ryan for a nine-yard sack on fourth-and-one in the third stanza.
- Against Buffalo (10/6), started at outside linebacker and notched seven tackles, including a sack, a stop for loss and a quarterback pressure. Ended a Bills' drive by coming off the edge and sacking Josh Allen for a six-yard loss on third-and-four early in the third quarter. Teamed with Reggie Gilbert to stuff Frank Gore for a one-yard loss on a rush off left end late in the fourth quarter.
- Against L.A. Chargers (10/20), started at outside linebacker and posted three tackles, while tying for the team lead with four quarterback pressures. Teamed with Jeffery Simmons to stonewall Melvin Gordon for a one-yard loss on a rush off right tackle in the opening quarter.
- Against Tampa Bay (10/27), started at outside linebacker and tallied five tackles, including a sack, a forced fumble and a fumble recovery. Combined with Kevin Byard to stuff Ronald Jones for a two-yard loss on a rush up the middle in the first quarter. Came off the edge and sacked Jameis Winston while forcing a fumble that he recovered at the Buccaneers' 36-yard line in the final stanza.
- At Carolina (11/3), started at outside linebacker and produced seven tackles, a sack, an interception, two quarterback pressures and a stop for loss. Collected his first career interception by picking off a Kyle Allen pass that was initially tipped by Kenny Vaccaro on third-and-nine in the opening stanza. Dropped Kyle Allen for an eight-yard sack early in the second quarter. Stonewalled Kyle Allen for a two-yard loss on a bootleg run late in the game.
- Against Kansas City (11/10), started at outside linebacker and registered three tackles, including a sack and a team-high three quarterback pressures. Registered a sack in his third consecutive game. Came off the edge and sacked Patrick Mahomes for an eight-yard loss late in the second quarter.
- Against Jacksonville (11/24), started at outside linebacker and notched eight tackles, including a sack and a team-high three quarterback pressures. Knocked the Jaguars out of field goal range by dropping Nick Foles for an eight-yard sack on third-and-15 in the opening stanza. Recorded his fourth consecutive game with at least one sack.
- At Indianapolis (12/1), started at outside linebacker and posted seven tackles, a sack and a team-best four quarterback pressures. Combined with Austin Johnson to stuff Jonathan Williams for a two-yard loss on a rush off right end late in the first quarter. Dropped Jacoby Brissett for a two-yard sack early in the third quarter. Extended his streak of consecutive games with a sack to five. Stonewalled Jordan Wilkins for no gain on a rush off left end late in the third quarter.
- At Oakland (12/8), started at outside linebacker and amassed five tackles and two quarterback pressures. Dropped Jalen Richard for no gain on a rush off left tackle in the second stanza.
- At Houston (12/29), started at outside linebacker and recorded three tackles and two quarterback pressures. Teamed with Kenny Vaccaro to stuff Taiwan Jones for no gain on a rush off right end in the third quarter.
- At New England (1/4), started at outside linebacker in his postseason debut and posted a tackle, a pass defended and a team-high three quarterback pressures. Halted a Patriots' drive by stuffing Elandon Roberts for no gain on a third-and-one rush in the second stanza. Broke up a pass intended for Mohamed Sanu Jr. late in the third quarter.
- At Baltimore (1/11), started at outside linebacker and recorded five tackles, including a sack, a stop for loss and three quarterback pressures. Ended a Ravens' drive by stuffing Lamar Jackson for no gain on a fourth-and-one quarterback sneak in the third quarter. Sacked Lamar Jackson for a one-yard loss on a scramble play late in the fourth quarter.

2018 (15/3): Played in 15 games (inactive at Miami 9/9) with three starts at outside linebacker as a rookie. Tied for third on the team with 4.5 sacks and tied for second on the squad with 18 quarterback pressures. Collected 46 tackles, two stops for loss, two passes defended and a forced fumble. Notched four special teams tackles on coverage units. Was inactive for the regular season opener. Led or tied for the team lead in sacks four times (vs. PHI, at DAL, vs. WAS, vs. IND). Led or tied for the team lead in quarterback pressures three times (at IND, at NYG, vs. IND). Tied for the team lead in special teams tackles once (at BUF). Saw action in his first career NFL game against Houston (9/16/18). Registered his first career sack against Philadelphia (9/30/18). Made his first career start at N.Y.

Giants (12/16/18).

- Against Houston (9/16), made his NFL debut as a reserve at outside linebacker and tallied a tackle and two quarterback pressures.
- At Jacksonville (9/23), played as a reserve at outside linebacker and posted three tackles and a quarterback pressure. Halted a Jaguars' drive by stonewalling T.J. Yeldon for no gain on a short pass on third-and-10 late in the second quarter.
- Against Philadelphia (9/30), played as a reserve at outside linebacker and notched four tackles, including a sack, a stop for loss, a forced fumble and a quarterback pressure. Dropped Jay Ajayi for a two-yard loss on a short pass in the first quarter. Came off the edge and strip-sacked Carson Wentz and the fumble was recovered by Derrick Morgan at the Eagles' 35-yard line early in the fourth quarter.
- At Dallas (11/5), played as a reserve at outside linebacker and posted four tackles, including a sack, a stop for loss and a quarterback pressure. Stuffed Ezekiel Elliott for a two-yard loss on a rush off left tackle in the first stanza. Halted a Cowboys' drive by dropping Dak Prescott for an eight-yard sack in the fourth quarter.
- At Houston (11/26), saw action as a reserve at outside linebacker and recorded a career-best six tackles, including a half sack. Teamed with Bennie Logan to drop Alfred Blue for a two-yard loss on a rush off right tackle late in the third quarter. Ended a Texans' drive by combining with Brian Orakpo to sack Deshaun Watson for an eight-yard loss on third-and-three late in the third quarter.
- Against N.Y. Jets (12/2), played as a reserve at outside linebacker and tied a career-high with six tackles.
- At N.Y. Giants (12/16), made his first career NFL start at outside linebacker and posted two tackles and a team-best nine quarterback pressures in the Titans' first shutout win since 2000. Stuffed Saquon Barkley for no gain on a rush up the middle in the second quarter.
- Against Washington (12/22), started at outside linebacker and totaled five tackles, including a sack. Came off the edge and dropped Josh Johnson for a 10-yard sack on third-and-nine in the fourth quarter.
- Against Indianapolis (12/30), started at outside linebacker and registered four tackles, including a sack and a quarterback pressure. Halted a Colts' drive by coming off the edge and dropping Andrew Luck for a seven-yard sack on third-and-three early in the fourth quarter.

COLLEGE:

- In 46 career games playing defensive end for Boston College, he totaled 160 tackles, 26 sacks, 47.5 tackles for loss, seven passes defended, 10 forced fumbles, one fumble recovery and one interception. His sack total and tackles for loss total ranked second in Eagles history.
- As a senior (2017), played and started eight games before a season-ending ankle injury ended his year. Finished second on the team with five sacks and totaled 38 tackles, 8.5 tackles for loss and two passes defended. Named third-team All-ACC and SBNation honorable mention All-American.
- As a junior (2016), played in all 13 games and recorded 12 starts. Set the school's single-season record with 16.5 sacks, which led the nation. Recorded seven forced fumbles, which also led the country, while his 22 tackles for loss ranked fifth nationally and ranked second all-time for the Eagles. His numerous honors included Walter Camp second-team All-America, AP second-team All-America, Phil Steele fourth-team All-America, second-team All-ACC (Atlantic Coast Sports Media Association and head coaches), AP and Phil Steele first-team All-ACC, the Division I Gold Helmet of the Year and the George "Bulger" Lowe awards.
- As a sophomore (2015), appeared in all 12 games with 11 starts, including the final nine games of the season. Recorded 60 tackles, 15.5 tackles for a loss, 4.5 sacks, three forced fumbles and one fumble recovery. Earned honorable mention All-ACC honors from the league's coaches. He was a member of a defense that was ranked first nationally in total defense (254.3 yards per game). In the ACC, tied for fourth in forced fumbles and tied for eighth in tackles for loss.
- As a freshman (2014), appeared in all 13 games and recorded 11 tackles and 1.5 tackles for a loss.
- Graduated from Boston College with a degree in communications in December 2017.

PERSONAL:

- He and his wife, Danielle, have two sons, Greyson and Ollie.
- At Pine Forest (Fayetteville, N.C.) High School, earned Semper Fi All-America honors as a senior in 2013. Also garnered Associated Press All-State and first-team All-Conference honors in 2013. Ranked seventh among all high school players in North Carolina by Rivals.com. Named the

2013 Mid-South Defensive Player of the Year. Finished the 2013 campaign with 96 tackles (78 solo), 15 tackles for a loss and 17 sacks.

- Tallied second-team All-Conference honors in 2012.
- List of favorites: (TV show) "Suits"; (movie) "Transformers"; (musicians) 21 Savage and Drake; (song on his pregame playlist) "Dreams and Nightmares" by Meek Mill; (meal) Honeycomb cereal; (dessert) vanilla ice cream; and (throwback jersey) Dwyane Wade's Marquette jersey.
- He is the son of Doreen and Harold Landry.
- Follow Landry on Twitter and Instagram at @haroldlandry.
- Born Harold Antonio Landry III on June 5, 1996 in Spring Lake, N.C.

HAROLD LANDRY III'S GAME-BY-GAME

2018 Tennessee Titans

| Date | Opp | W/L | P/S | Tot Solo | Asst | Sk | - Yds | QBP | TFL | Int- Yds | -TD | PD | FF | FR- Yds | SpT |
|---------------|------------|-------------|-----|-----------|-----------|-----------|------------|-------------|-----------|----------|----------|----------|----------|----------|----------|
| Sept 9 | @ Mia | L | IA | | | | | | | | | | | | |
| Sept 16 | Hou | W | p | 1 | 0 | 1 | 0.0 | 0.0 | 2 | 0 | 0 | 0 | 0 | 0 | 0 |
| Sept 23 | @ Jax | W | p | 3 | 2 | 1 | 0.0 | 0.0 | 1 | 0 | 0 | 0 | 0 | 0 | 0 |
| Sept 30 | Phi | W | p | 4 | 3 | 1 | 1.0 | 5.0 | 1 | 1 | 0 | 0 | 0 | 1 | 0 |
| Oct 7 | @ Buf | L | p | 2 | 1 | 1 | 0.0 | 0.0 | 1 | 0 | 0 | 0 | 0 | 0 | 1 |
| Oct 14 | Bal | L | p | 2 | 1 | 1 | 0.0 | 0.0 | 0 | 0 | 0 | 0 | 1 | 0 | 0 |
| Oct 21 | @ LAC | L | p | 2 | 0 | 2 | 0.0 | 0.0 | 0 | 0 | 0 | 0 | 0 | 0 | 1 |
| Nov 5 | @ Dal | W | p | 4 | 2 | 2 | 1.0 | 8.0 | 1 | 1 | 0 | 0 | 0 | 0 | 0 |
| Nov 11 | NE | W | p | 2 | 1 | 1 | 0.0 | 0.0 | 1 | 0 | 0 | 0 | 0 | 0 | 0 |
| Nov 18 | @ Ind | L | p | 3 | 2 | 1 | 0.0 | 0.0 | 1 | 0 | 0 | 0 | 0 | 0 | 1 |
| Nov 26 | @ Hou | L | p | 6 | 4 | 2 | 0.5 | 4.0 | 0 | 0 | 0 | 0 | 0 | 0 | 0 |
| Dec 2 | NYJ | W | p | 6 | 3 | 3 | 0.0 | 0.0 | 0 | 0 | 0 | 0 | 0 | 0 | 0 |
| Dec 6 | Jax | W | p | 0 | 0 | 0 | 0.0 | 0.0 | 0 | 0 | 0 | 0 | 1 | 0 | 0 |
| Dec 16 | @ NYG | W | S | 2 | 1 | 1 | 0.0 | 0.0 | 9 | 0 | 0 | 0 | 0 | 0 | 0 |
| Dec 22 | Was | W | S | 5 | 3 | 2 | 1.0 | 10.0 | 0 | 0 | 0 | 0 | 0 | 0 | 0 |
| Dec 30 | Ind | L | S | 4 | 3 | 1 | 1.0 | 7.0 | 1 | 0 | 0 | 0 | 0 | 0 | 0 |
| Totals | 9-7 | 15/3 | | 46 | 26 | 20 | 4.5 | 34.0 | 18 | 2 | 0 | 0 | 2 | 1 | 0 |

2019 Tennessee Titans

| Date | Opp | W/L | P/S | Tot Solo | Asst | Sk | - Yds | QBP | TFL | Int- Yds | -TD | PD | FF | FR- Yds | SpT |
|---------------|------------|--------------|-----|-----------|-----------|-----------|------------|-------------|-----------|----------|----------|----------|----------|----------|----------|
| Sept 8 | @ Cle | W | S | 5 | 3 | 2 | 0.0 | 0.0 | 1 | 0 | 0 | 0 | 0 | 0 | 0 |
| Sept 15 | Ind | L | S | 6 | 4 | 2 | 1.0 | 0.0 | 1 | 1 | 0 | 0 | 0 | 0 | 1 |
| Sept 19 | @ Jax | L | S | 4 | 2 | 2 | 0.0 | 0.0 | 0 | 1 | 0 | 0 | 0 | 0 | 0 |
| Sept 29 | @ Atl | W | S | 5 | 3 | 2 | 2.0 | 15.0 | 0 | 0 | 0 | 0 | 0 | 0 | 0 |
| Oct 6 | Buf | L | S | 7 | 6 | 1 | 1.0 | 6.0 | 1 | 1 | 0 | 0 | 0 | 0 | 0 |
| Oct 13 | @ Den | L | S | 7 | 6 | 1 | 0.0 | 0.0 | 1 | 0 | 0 | 0 | 0 | 0 | 0 |
| Oct 20 | LAC | W | S | 3 | 2 | 1 | 0.0 | 0.0 | 4 | 0 | 0 | 0 | 0 | 0 | 0 |
| Oct 27 | TB | W | S | 5 | 4 | 1 | 1.0 | 6.0 | 0 | 0 | 0 | 0 | 0 | 1 | 1 |
| Nov 3 | @ Car | L | S | 7 | 6 | 1 | 1.0 | 8.0 | 2 | 1 | 1 | 0 | 0 | 1 | 0 |
| Nov 10 | KC | W | S | 3 | 2 | 1 | 1.0 | 8.0 | 3 | 0 | 0 | 0 | 0 | 0 | 0 |
| Nov 24 | Jax | W | S | 8 | 6 | 2 | 1.0 | 8.0 | 3 | 0 | 0 | 0 | 0 | 0 | 0 |
| Dec 1 | @ Ind | W | S | 7 | 3 | 4 | 1.0 | 2.0 | 4 | 0 | 0 | 0 | 0 | 0 | 0 |
| Dec 8 | @ Oak | W | S | 5 | 4 | 1 | 0.0 | 0.0 | 2 | 0 | 0 | 0 | 0 | 0 | 0 |
| Dec 15 | Hou | L | S | 4 | 3 | 1 | 0.0 | 0.0 | 3 | 0 | 0 | 0 | 0 | 0 | 0 |
| Dec 22 | NO | L | S | 2 | 1 | 1 | 0.0 | 0.0 | 1 | 0 | 0 | 0 | 0 | 0 | 0 |
| Dec 29 | @ Hou | W | S | 3 | 1 | 2 | 0.0 | 0.0 | 2 | 0 | 0 | 0 | 0 | 0 | 0 |
| Totals | 9-7 | 16/16 | | 81 | 56 | 25 | 9.0 | 53.0 | 28 | 4 | 1 | 0 | 1 | 1 | 2 |

Playoffs

| | | | | | | | | | | | | | | | |
|---------------|------------|------------|---|----------|----------|----------|------------|------------|----------|----------|----------|----------|----------|----------|----------|
| Jan 4 | @ NE | W | S | 1 | 1 | 0 | 0.0 | 0.0 | 3 | 0 | 0 | 0 | 1 | 0 | 0 |
| Jan 11 | @ Bal | W | S | 5 | 4 | 1 | 1.0 | 1.0 | 3 | 1 | 0 | 0 | 0 | 0 | 0 |
| Jan 19 | @ KC | L | S | 2 | 1 | 1 | 0.0 | 0.0 | 2 | 0 | 0 | 0 | 0 | 0 | 0 |
| Totals | 2-1 | 3/3 | | 8 | 6 | 2 | 1.0 | 1.0 | 8 | 1 | 0 | 0 | 1 | 0 | 0 |

2020 Tennessee Titans

| Date | Opp | W/L | P/S | Tot Solo | Asst | Sk | - Yds | QBP | TFL | Int- Yds | -TD | PD | FF | FR- Yds | SpT |
|---------------|-------------|--------------|-----|-----------|-----------|-----------|------------|-------------|-----------|-----------|----------|----------|----------|----------|----------|
| Sept 14 | @ Den | W | S | 4 | 4 | 0 | 0.0 | 0.0 | 3 | 1 | 0 | 0 | 0 | 0 | 0 |
| Sept 20 | Jax | W | S | 5 | 2 | 3 | 0.0 | 0.0 | 3 | 0 | 1 | 0 | 0 | 2 | 0 |
| Sept 27 | @ Min | W | S | 5 | 3 | 2 | 0.0 | 0.0 | 3 | 0 | 0 | 0 | 1 | 0 | 0 |
| Oct 13 | Buf | W | S | 3 | 3 | 0 | 1.0 | 10.0 | 1 | 1 | 0 | 0 | 0 | 0 | 0 |
| Oct 18 | Hou | W | S | 6 | 5 | 1 | 0.5 | 1.5 | 2 | 1 | 0 | 0 | 0 | 0 | 0 |
| Oct 25 | Pit | L | S | 3 | 3 | 0 | 0.0 | 0.0 | 1 | 1 | 0 | 0 | 0 | 0 | 0 |
| Nov 1 | @ Cin | L | S | 5 | 3 | 2 | 0.0 | 0.0 | 0 | 0 | 0 | 0 | 1 | 0 | 0 |
| Nov 8 | Chi | W | S | 4 | 3 | 1 | 1.0 | 9.0 | 4 | 1 | 0 | 0 | 1 | 0 | 0 |
| Nov 12 | Ind | L | S | 5 | 4 | 1 | 0.0 | 0.0 | 0 | 1 | 0 | 0 | 0 | 0 | 0 |
| Nov 22 | @ Bal | W | S | 7 | 4 | 3 | 1.0 | 9.0 | 1 | 1 | 0 | 0 | 0 | 0 | 0 |
| Nov 29 | @ Ind | W | S | 1 | 1 | 0 | 1.0 | 9.0 | 2 | 1 | 0 | 0 | 0 | 0 | 0 |
| Dec 6 | Cle | L | S | 3 | 2 | 1 | 0.0 | 0.0 | 1 | 0 | 0 | 0 | 0 | 0 | 0 |
| Dec 13 | @ Jax | W | S | 2 | 2 | 0 | 0.0 | 0.0 | 3 | 0 | 0 | 0 | 0 | 0 | 0 |
| Dec 20 | Det | W | S | 4 | 1 | 3 | 0.0 | 0.0 | 3 | 0 | 0 | 0 | 0 | 0 | 0 |
| Dec 27 | @ GB | L | S | 8 | 3 | 5 | 0.0 | 0.0 | 0 | 1 | 0 | 0 | 0 | 0 | 0 |
| Jan 3 | @ Hou | W | S | 4 | 3 | 1 | 1.0 | 7.0 | 5 | 1 | 0 | 0 | 0 | 0 | 0 |
| Totals | 11-5 | 16/16 | | 69 | 46 | 23 | 5.5 | 45.5 | 32 | 10 | 1 | 0 | 5 | 0 | 0 |

Playoffs

| | | | | | | | | | | | | | | | |
|---------------|------------|------------|---|-----------|----------|----------|------------|------------|----------|----------|----------|----------|----------|----------|----------|
| Jan 10 | Bal | L | S | 10 | 8 | 2 | 2.0 | 0.0 | 4 | 1 | 0 | 0 | 0 | 0 | 0 |
| Totals | 0-1 | 1/1 | | 10 | 8 | 2 | 2.0 | 0.0 | 4 | 1 | 0 | 0 | 0 | 0 | 0 |

2021 Tennessee Titans

| Date | Opp | W/L | P/S | Tot Solo | Asst | Sk | - Yds | QBP | TFL | Int- Yds | -TD | PD | FF | FR- Yds | SpT |
|---------------|-------------|--------------|-----|-----------|-----------|-----------|-------------|-------------|-----------|-----------|----------|----------|----------|----------|----------|
| Sept 12 | Ari | L | S | 3 | 3 | 0 | 1.0 | 2.0 | 5 | 1 | 0 | 0 | 0 | 0 | 0 |
| Sept 19 | @ Sea | W | S | 7 | 4 | 3 | 0.0 | 0.0 | 1 | 0 | 0 | 0 | 0 | 0 | 0 |
| Sept 26 | Ind | W | S | 4 | 1 | 3 | 0.5 | 5.0 | 12 | 0 | 0 | 0 | 0 | 0 | 0 |
| Oct 3 | @ NYJ | L | S | 7 | 5 | 2 | 1.0 | 8.0 | 5 | 3 | 0 | 0 | 0 | 0 | 0 |
| Oct 10 | @ Jax | W | S | 7 | 6 | 1 | 2.0 | 17.0 | 3 | 2 | 0 | 0 | 0 | 0 | 0 |
| Oct 18 | Buf | W | S | 8 | 5 | 3 | 2.0 | 11.0 | 2 | 1 | 0 | 0 | 0 | 0 | 0 |
| Oct 24 | KC | W | S | 1 | 1 | 0 | 1.0 | 8.0 | 3 | 1 | 0 | 0 | 0 | 0 | 0 |
| Oct 31 | @ Ind | W | S | 5 | 4 | 1 | 1.0 | 7.0 | 4 | 1 | 0 | 0 | 0 | 1 | 0 |
| Nov 7 | @ LAR | W | S | 5 | 3 | 2 | 0.5 | 3.0 | 4 | 0 | 0 | 0 | 0 | 0 | 0 |
| Nov 14 | NO | W | S | 5 | 4 | 1 | 1.0 | 3.0 | 1 | 1 | 0 | 0 | 0 | 0 | 0 |
| Nov 21 | Hou | L | S | 5 | 5 | 0 | 0.0 | 0.0 | 1 | 2 | 0 | 0 | 0 | 0 | 0 |
| Nov 28 | @ NE | L | S | 3 | 2 | 1 | 0.0 | 0.0 | 0 | 0 | 0 | 0 | 0 | 0 | 0 |
| Dec 12 | Jax | W | S | 3 | 2 | 1 | 1.0 | 8.0 | 2 | 1 | 0 | 0 | 0 | 0 | 0 |
| Dec 19 | @ Pit | L | S | 2 | 2 | 0 | 0.0 | 0.0 | 1 | 0 | 0 | 0 | 0 | 0 | 0 |
| Dec 23 | SF | W | S | 3 | 1 | 2 | 0.0 | 0.0 | 1 | 0 | 0 | 0 | 0 | 0 | 0 |
| Jan 2 | Mia | W | S | 3 | 1 | 2 | 1.0 | 8.0 | 2 | 1 | 0 | 0 | 0 | 0 | 0 |
| Jan 9 | @ Hou | W | S | 4 | 3 | 1 | 0.0 | 0.0 | 2 | 0 | 0 | 0 | 0 | 0 | 0 |
| Totals | 12-5 | 17/17 | | 75 | 52 | 23 | 12.0 | 80.0 | 49 | 14 | 0 | 0 | 0 | 1 | 0 |

Playoffs

| | | | | | | | | | | | | | | | |
|---------------|------------|------------|---|----------|----------|----------|------------|-------------|----------|----------|----------|----------|----------|----------|----------|
| Jan 22 | Cin | L | S | 6 | 3 | 3 | 1.5 | 11.5 | 5 | 1 | 0 | 0 | 0 | 0 | 0 |
| Totals | 0-1 | 1/1 | | 6 | 3 | 3 | 1.5 | 11.5 | 5 | 1 | 0 | 0 | 0 | 0 | 0 |

2023 Tennessee Titans

| Date | Opp | W/L | P/S | Tot Solo | Asst | Sk | - Yds | QBP | TFL | Int- Yds | -TD | PD | FF | FR- Yds | SpT |
|---------------|------------|-------------|-----|-----------|-----------|-----------|------------|-------------|-----------|----------|----------|----------|----------|----------|----------|
| Sept 10 | @ NO | L | S | 1 | 1 | 0 | 0.0 | 0.0 | 4 | 0 | 0 | 0 | 0 | 0 | 0 |
| Sept 17 | LAC | W | S | 3 | 1 | 2 | 1.0 | 8.0 | 3 | 1 | 0 | 0 | 0 | 0 | 0 |
| Sept 24 | @ Cle | L | p | 2 | 1 | 1 | 0.0 | 0.0 | 0 | 0 | 0 | 0 | 0 | 0 | 0 |
| Oct 1 | Cin | W | S | 2 | 1 | 1 | 0.0 | 0.0 | 1 | 0 | 0 | 0 | 0 | 0 | 0 |
| Oct 8 | @ Ind | L | S | 4 | 2 | 2 | 0.0 | 0.0 | 0 | 0 | 0 | 0 | 0 | 0 | 0 |
| Oct 15 | Bal | L | S | 5 | 5 | 0 | 1.0 | 2.0 | 1 | 2 | 0 | 0 | 0 | 0 | 0 |
| Oct 29 | Atl | W | p | 5 | 5 | 0 | 2.0 | 11.0 | 5 | 2 | 0 | 0 | 0 | 0 | 0 |
| Nov 2 | @ Pit | L | p | 1 | 0 | 1 | 0.0 | 0.0 | 2 | 0 | 0 | 0 | 0 | 0 | 0 |
| Nov 12 | @ TB | L | S | 9 | 4 | 5 | 1.0 | 7.0 | 3 | 1 | 0 | 0 | 0 | 0 | 0 |
| Nov 19 | @ Jax | L | S | 6 | 4 | 2 | 0.0 | 0.0 | 3 | 0 | 0 | 0 | 0 | 0 | 0 |
| Nov 26 | Car | W | S | 3 | 2 | 1 | 0.0 | 0.0 | 1 | 0 | 0 | 0 | 0 | 0 | 0 |
| Dec 3 | Ind | | | | | | | | | | | | | | |
| Dec 11 | @ Mia | | | | | | | | | | | | | | |
| Dec 17 | Hou | | | | | | | | | | | | | | |
| Dec 24 | Sea | | | | | | | | | | | | | | |
| Dec 31 | @ Hou | | | | | | | | | | | | | | |
| Jan 6/7 | Jax | | | | | | | | | | | | | | |
| Totals | 4-7 | 11/8 | | 41 | 26 | 15 | 5.0 | 28.0 | 23 | 6 | 0 | 0 | 0 | 0 | 0 |

HAROLD LANDRY III'S NFL STATISTICS

| REGULAR SEASON | | | | TACKLES | | | | | | | INTERCEPTIONS | | | | | FUMBLES | | | |
|-------------------|-----------|-----------|-----------|------------|------------|------------|-------------|--------------|------------|-----------|---------------|----------|----------|----------|----------|----------|----------|----------|----------|
| Year | Team | GP | GS | Tot | Solo | Asst | Sk | Yds | QBP | TFL | No | Yds | Lg | TD | PD | FF | FR | Yds | SpT |
| 2018 | Tennessee | 15 | 3 | 46 | 26 | 20 | 4.5 | 34.0 | 18 | 2 | 0 | 0 | 0 | 0 | 2 | 1 | 0 | 0 | 4 |
| 2019 | Tennessee | 16 | 16 | 81 | 56 | 25 | 9.0 | 53.0 | 28 | 4 | 1 | 0 | 0 | 0 | 1 | 1 | 2 | 0 | 0 |
| 2020 | Tennessee | 16 | 16 | 69 | 46 | 23 | 5.5 | 45.5 | 32 | 10 | 1 | 0 | 0 | 0 | 5 | 0 | 0 | 0 | 0 |
| 2021 | Tennessee | 17 | 17 | 75 | 52 | 23 | 12.0 | 80.0 | 49 | 14 | 0 | 0 | 0 | 0 | 0 | 1 | 0 | 0 | 0 |
| 2022 | Tennessee | 0 | 0 | 0 | 0 | 0 | 0.0 | 0.0 | 0 | 0 | 0 | 0 | 0 | 0 | 0 | 0 | 0 | 0 | 0 |
| 2023 | Tennessee | 11 | 8 | 41 | 26 | 15 | 5.0 | 28.0 | 23 | 6 | 0 | 0 | 0 | 0 | 0 | 0 | 0 | 0 | 0 |
| NFL Totals | | 75 | 60 | 312 | 206 | 106 | 36.0 | 240.5 | 150 | 36 | 2 | 0 | 0 | 0 | 8 | 3 | 2 | 0 | 4 |

| PLAYOFFS | | | | TACKLES | | | | | | | INTERCEPTIONS | | | | | FUMBLES | | | |
|-------------------|-----------|----------|----------|-----------|-----------|----------|------------|-------------|-----------|----------|---------------|----------|----------|----------|----------|----------|----------|----------|----------|
| Year | Team | GP | GS | Tot | Solo | Asst | Sk | Yds | QBP | TFL | No | Yds | Lg | TD | PD | FF | FR | Yds | SpT |
| 2019 | Tennessee | 3 | 3 | 8 | 6 | 2 | 1.0 | 1.0 | 8 | 1 | 0 | 0 | 0 | 0 | 1 | 0 | 0 | 0 | 0 |
| 2020 | Tennessee | 1 | 1 | 10 | 8 | 2 | 2.0 | 0.0 | 4 | 1 | 0 | 0 | 0 | 0 | 0 | 0 | 0 | 0 | 0 |
| 2021 | Tennessee | 1 | 1 | 6 | 3 | 3 | 1.5 | 11.5 | 5 | 1 | 0 | 0 | 0 | 0 | 0 | 0 | 0 | 0 | 0 |
| NFL Totals | | 5 | 5 | 24 | 17 | 7 | 4.5 | 12.5 | 17 | 3 | 0 | 0 | 0 | 0 | 1 | 0 | 0 | 0 | 0 |

Single-Game Highs

Tackles - **9 at Tampa Bay (11/12/23)**
 Sacks - **2 (Four times, last vs. Atlanta 10/29/23)**
 Quarterback Pressures - 12 vs. Indianapolis (9/26/21)
 Interceptions - 1 (Twice, last vs. Jacksonville 9/20/20)
 Forced Fumbles - 1 (Three times, last at Indianapolis 10/31/21)
 Fumble Recovery - 1 (Twice, last vs. Tampa Bay 10/27/19)
 Passes Defensed - 2 vs. Jacksonville (9/20/20)

Playoff Single-Game Highs

Tackles - 10 vs. Baltimore (1/10/21)
 Sacks - 2 vs. Baltimore (1/10/21)
 Quarterback Pressures - 5 vs. Cincinnati (1/22/22)
 Passes Defensed - 1 at New England (1/4/20)



62 COREY LEVIN

CENTER/GUARD • 6'4" • 307 LBS • COLLEGE: CHATTANOOGA
ACQUIRED: FREE AGENT - 2021 • NFL EXPERIENCE (NFL/TITANS): 5/5
HOMETOWN: DACULA, GA.
GAMES PLAYED/GAMES STARTED: 55/4 (PLAYOFFS: 1/0)



PRO: The Titans originally selected Corey Levin in the sixth round (217th overall) of the 2017 NFL Draft. He re-joined the Titans in 2021 after being claimed off waivers from the N.Y. Jets. The 6-foot-4-inch, 307-pounder has the versatility to play along the offensive line at both guard and center. A native of Dacula, Ga., Levin has also spent time with the Denver Broncos, Chicago Bears and New England Patriots.

CAREER HIGHLIGHTS:

- In 2022, Levin appeared in all 17 games for the first time in his career and started the final three contests at center.

TITANS TIDBITS:

- Levin is the first member of his immediate family to graduate from college.
- A multi-sport athlete in high school, Levin also competed in baseball as a pitcher and third baseman.
- A four-year starter at Chattanooga, Levin first began playing football at age five.

CAREER TRANSACTIONS:

- The Dacula, Ga., native was selected by the Titans in the sixth round (217th overall) of the 2017 NFL Draft.
- Waived by the Titans on Aug. 31, 2019.
- Claimed off waivers by the Denver Broncos on Sept. 1, 2019.
- Waived by the Broncos on Sept. 14, 2019 and signed to the team's practice squad three days later.
- Signed by the Chicago Bears to their active roster from the Broncos' practice squad on Nov. 30, 2019.
- Released by the Bears on Sept. 9, 2020.
- Signed by the New England Patriots to their practice squad on Sept. 9, 2020.
- Released by the Patriots from their practice squad on Sept. 11, 2020.
- Signed by the N.Y. Jets as a free agent on April 8, 2021.
- Released by the Jets on Aug. 30, 2021.
- Claimed off waivers by the Titans on Sept. 1, 2021.
- Released by the Titans on Sept. 6, 2021 and signed to the team's practice squad two days later.
- Signed by the Titans to their active roster from the practice squad on Oct. 8, 2021.

SEASON RECAPS:

2023 (10/0 - Tennessee):

- At New Orleans (9/10), dressed but did not see action.
- Against L.A. Chargers (9/17), made his season debut as a reserve on special teams.
- At Cleveland (9/24), saw limited action as a reserve on special teams.
- Against Cincinnati (10/1), played as a reserve on special teams.
- At Indianapolis (10/8), saw limited action as a reserve on special teams.
- In London, against Baltimore (10/15), played as a reserve on special teams in his 50th career regular season game.
- Against Atlanta (10/29), played as a reserve on special teams.
- At Pittsburgh (11/2), saw limited action as a reserve at left guard after Peter Skoronski left the game with an injury in the second quarter.
- At Tampa Bay (11/12), played as a reserve on special teams.
- At Jacksonville (11/19), saw action as a reserve on special teams.
- Against Carolina (11/26), played as a reserve on special teams.

2022 (17/3 - Tennessee): Saw action in all 17 games while starting the final three contests at center.

- At Buffalo (9/19), saw significant action as a reserve at center in the second half.
- At L.A. Chargers (12/18), saw action as a reserve at right guard after Nate Davis left the game with an injury.
- Against Houston (12/24), started at center for the first time in his career and blocked for Derrick Henry to rush for 126 yards on 23 carries with a touchdown.
- Against Dallas (12/29), started at center.
- At Jacksonville (1/7), started at center and helped open holes for Derrick Henry to amass 109 rushing yards.

2021 (12/0, 1/0 - Tennessee): Saw action as a reserve in 12 games. Spent the first four weeks of the season on the team's practice squad. Dressed but did not play in one game. Played as a reserve in the postseason contest.

- At Jacksonville (10/10), entered the game at left guard in the third quarter after Rodger Saffold left the contest with an injury.
- Against Houston (11/21), saw limited action as a reserve on special teams and one snap as an extra tight end.
- At New England (11/28), played as a reserve at center for the final series.
- Against Cincinnati (1/22), made his postseason debut as a reserve on special teams.

2020 (0/0 - New England): Spent two days on the Patriots' practice squad.

2019 (0/0 - Denver; 0/0 - Chicago): Was inactive for the regular season opener with the Broncos and then spent the next 10 weeks on the team's practice squad. Signed by the Bears to their active roster from the Broncos' practice squad. Was inactive for three contests and did not play in the regular season finale for the Bears.

2018 (16/1 - Tennessee): Played in all 16 games with a start at left guard. Saw action in his first career NFL game at Miami (9/9/18). Made his first career NFL start at L.A. Chargers in London (10/21/18).

- At Miami (9/9), made his NFL debut as a reserve on special teams.
- At Jacksonville (9/23), saw action as a reserve for two snaps at left guard when Quinton Spain left the game briefly.
- Against Baltimore (10/14), entered the game as a reserve at left guard after Quinton Spain left the contest in the third quarter with an injury.
- At Los Angeles Chargers in London (10/21), made his first career NFL start at left guard and helped block for Titans' ball carriers to gain 164 yards on the ground.
- Against N.Y. Jets (12/2), entered the game at the start of the third quarter at center.
- Against Jacksonville (12/6), played limited snaps as a reserve at center.
- Against Washington (12/22), played limited snaps as an extra offensive lineman and on special teams.
- Against Indianapolis (12/30), entered the game late in the fourth quarter at left guard after Quinton Spain left the contest with an injury.

2017 (0/0, 0/0 - Tennessee): Did not play in two games and was inactive for 14 contests. Was inactive for both postseason games.

- Against Baltimore (11/5), suited up but did not play.
- Against Cincinnati (11/12), did not play.

COLLEGE:

- In four seasons at Chattanooga (2013-16), Levin appeared in 52 career games with 51 starts, 45 of which were consecutive. A three-year starter on the offensive line, Levin proved his versatility making starts at left guard

and at both left and right tackle. Three of Chattanooga's top five rushing totals in school history came with Levin starting on the offensive line, and he is one of only five three-time All-Americans in school history.

- As a senior (2016), started all 13 games with 12 coming at left guard and one at right tackle. Named first-team All-American by the American Football Coaches Association and earned second-team All-American honors from the Associated Press. Also named first team All-SoCon by the league's coaches and media for the second consecutive year.
- As a junior (2015), started all 13 games with seven starts at left tackle and six at left guard. Named first-team All-American by the AFCA and second-team All-American by the Associated Press. Earned the Jacobs Blocking Award for the second consecutive year and became the first player in Chattanooga history to win that honor twice.
- As a sophomore (2014), started all 14 games with three starts at left tackle and 11 at left guard. Earned the Jacobs Blocking Award given to the top offensive lineman in the Southern Conference and was the first Moc to win the award since 1983. Named first-team All-SoCon by the league's coaches and media and earned third-team All-American honors by Sports Network.
- As a redshirt freshman (2013), appeared in all 12 games with 11 starts at left tackle. Named to the Southern Conference All-Freshman Team as well as the College Sports Journal FCS National All-Freshman Second Team.
- As a freshman (2012), redshirted.
- Graduated from Chattanooga in December 2016 with a degree in exercise science.

PERSONAL:

- Attended Dacula (Ga.) High School where he was named team captain and made the Gwinnett County All-Star team.
- Son of Grant and Linda Levin.
- Has three older sisters, Jennifer, Heather and Tiffany.
- His late father, Grant, played golf at Florida International.
- List of favorites: (TV shows) "Shameless" and "True Detective: Season 1"; (movie) "Varsity Blues"; (musician) Travis Scott; (athlete as a child) Ed Reed; and (food) pizza.
- Follow Levin on Twitter and Instagram at @Coreylevin62.
- Born Corey Michael Levin on Aug. 12, 1994 in Dacula, Ga.

COREY LEVIN'S NFL STATISTICS

REGULAR SEASON

| Year | Team | GP | GS |
|-------------------|-------------|------------|----------|
| 2017 | Tennessee | 0 | 0 |
| 2018 | Tennessee | 16 | 1 |
| 2019 | DEN/CHI | 0 | 0 |
| 2020 | New England | Prac Squad | |
| 2021 | Tennessee | 12 | 0 |
| 2022 | Tennessee | 17 | 3 |
| 2023 | Tennessee | 10 | 0 |
| NFL Totals | | 55 | 4 |

PLAYOFFS

| Year | Team | GP | GS |
|-------------------|-----------|----------|----------|
| 2017 | Tennessee | 0 | 0 |
| 2021 | Tennessee | 1 | 0 |
| NFL Totals | | 1 | 0 |

Starts Breakdown:

2018 - LG 1; 2022 - C 3

Additional Career Statistics

Misc. Tackles - 1 (2018), 1 (2022)



8 WILL LEVIS

QUARTERBACK • 6'4" • 229 LBS • COLLEGE: KENTUCKY

ACQUIRED: 2ND ROUND - 2023

NFL EXPERIENCE (NFL/TITANS): ROOKIE • HOMETOWN: MADISON, CONN.

GAMES PLAYED/GAMES STARTED: 5/5 (PLAYOFFS: 0/0)



PRO: The Titans selected Will Levis in the second round (33rd overall) of the 2023 NFL Draft. The 6-foot-4-inch, 229-pounder is a strong-armed signal caller that displays leadership under center, accuracy from the pocket and grit as a runner. A native of Madison, Conn., he spent two seasons at Kentucky, after transferring from Penn State. During his two seasons as the Wildcats' starting signal caller, he directed the program to 17 victories and a pair of bowl appearances. He was the fourth quarterback drafted in 2023 after the Titans traded up in the second round to select him.

CAREER HIGHLIGHTS:

- Levis finished his career with a 17-7 record as a starter at Kentucky, tying Terry Wilson for the second-most quarterback wins since 1993.
- In two seasons at Kentucky, Levis completed 418 of 636 passes for 5,233 yards with 43 passing touchdowns and 11 rushing scores.
- Levis, a two-time team captain for the Wildcats, notched six 300-yard passing games at Kentucky, the fourth-most in school history.

TITANS TIDBITS:

- Levis comes from a family of athletes. His great grandfather, Alva Kelley, was an All-America football player at Cornell University and won a National Championship in 1939. His mother, Beth Kelley Levis, was two-time All-America soccer player at Yale and has been inducted into the Connecticut Girls' Soccer Association Hall of Fame. His father, Mike, was a tight end at Denison University. His uncle, David Kelley, also was an Academic All-America football player at Yale.
- Levis has used his platform to make a difference in the community. He set up a Cameo campaign to raise money for flood victims in eastern Kentucky in 2022 and organized an autograph signing with fellow teammates to gather funds for tornado victims in western Kentucky in 2021. He has also volunteered with Amachi, an organization that aims to assist children affected by incarceration.
- The best advice Levis has ever received is "never give up." His grandfather used to end every sentence he ever had with him with those words and it took him a while to realize how meaningful they are, but he now uses it as his personal mantra. It is the impetus behind the tattoo on his arm "2nd Chronicles 15:7." The verse says, "But as for you, stay strong and do not give up, for your effort will be rewarded."
- Levis grew up a fan of all the Boston-area sports teams and considers himself a diehard Red Sox supporter. As a Patriots fan growing up, he went to training camp and got an autograph from his current head coach and Patriots Hall of Famer Mike Vrabel.

CAREER TRANSACTIONS:

- The Madison, Conn., native was selected by the Titans in the second round (33rd overall) of the 2023 NFL Draft.

SEASON RECAPS:

2023 (5/5): Made his NFL debut and first career start against Atlanta (10/29/23).

- At New Orleans (9/10), was inactive as the third quarterback.
- Against L.A. Chargers (9/17), was inactive as the third quarterback.
- At Cleveland (9/24), was inactive as the third quarterback.
- Against Cincinnati (10/1), was inactive as the third quarterback.
- At Indianapolis (10/8), was inactive as the third quarterback.
- In London, against Baltimore (10/15), was inactive as the third quarterback.
- Against Atlanta (10/29), made his first career NFL start and completed 19 of 29 passes for 238 yards with four touchdowns for a 130.5 passer rating.

His passer rating of 130.5 was the best in franchise history among qualifying players (minimum 20 attempts) in the first start of a rookie season. Became the third player in NFL history to record four touchdown passes in his NFL debut, joining Minnesota's Fran Tarkenton and the Titans' Marcus Mariota. Rushed seven times for 11 yards. Extended the Titans' opening touchdown drive with a five-yard toss to Derrick Henry on third-and-one in the first quarter. Gave the Titans a 7-3 lead with his first career touchdown pass, a 47-yard bomb to DeAndre Hopkins, late in the first quarter. Kept the Titans' second touchdown drive alive with a four-yard pass to Chig Okonkwo on third-and-one in the second stanza. Found Hopkins across the middle for a 16-yard touchdown pass and a 14-3 lead in the second quarter. Increased the Titans lead to 21-9 with a 61-yard strike to Hopkins late in the third quarter. Kept the Titans' final touchdown drive alive with a 10-yard toss to Okonkwo on third-and-four in the final stanza. Fired his fourth touchdown of the day, a 33-yard deep shot to Nick Westbrook-Ikhine, to give the Titans a 28-16 advantage in the fourth quarter.

- At Pittsburgh (11/2), made his first career road NFL start and completed 22 of 39 passes for 262 yards with an interception. Rushed once for two yards. Extended the Titans' touchdown drive with a pair of third-down conversions: a 23-yard pass to Nick Westbrook-Ikhine on third-and-13 and a five-yard connection to DeAndre Hopkins on third-and-three in the second quarter. In the final minute of the first half, recorded completions of 24 and 21 yards to Kyle Philips on consecutive plays to help set up a field goal.
- At Tampa Bay (11/12), started at quarterback and completed 19 of 39 passes for 199 yards with an interception. Extended the Titans' second scoring drive with a 13-yard toss to Tyjae Spears on third-and-two late in the third quarter. Kept the Titans' second scoring drive alive with a 15-yard pass to Chig Okonkwo on third-and-four early in the final stanza.
- At Jacksonville (11/19), completed 13 of 17 passes for 158 yards with two touchdowns for a 143.8 passer rating. Got the Titans on the scoreboard with a 43-yard touchdown toss to DeAndre Hopkins on the final play of the third quarter. Set up the Titans second touchdown with a 49-yard deep ball to Chris Moore in the final stanza. Found Jeffery Simmons for a two-yard touchdown pass in the fourth quarter.
- Against Carolina (11/26), completed 18 of 28 passes for 185 yards in the victory. Extended the Titans' opening touchdown drive with a 12-yard pass to Chris Moore on third-and-three in the first quarter. Helped set up the Titans' first touchdown with a 25-yard connection to Chig Okonkwo down to the Panthers' one-yard line. Set up the Titans' field goal just before halftime with an 18-yard strike to Nick Westbrook-Ikhine on third-and-one with less than 10 seconds remaining in the second stanza.

COLLEGE:

- Played two seasons at Kentucky after spending his first three collegiate seasons at Penn State. In four total seasons on the field, he appeared in 39 games with 26 starts, completing 479 of 738 passes for 5,876 yards with 46 passing touchdowns. Totaled 312 rushes for 742 yards with 17 rushing scores. Levis finished his career with a 17-7 record as a starter at Kentucky, tying Terry Wilson for the second-most quarterback wins since 1993. Accounted for 54 total touchdowns at Kentucky (43 passing and 11 rushing) and tallied 5,233 passing yards for the Wildcats, finishing sixth on the program's all-time list.

AS A SENIOR (2022), started 11 games at quarterback and connected on 185 of 283 passes for 2,406 yards with 19 passing scores, while ranking fourth in the SEC in pass efficiency (151.9). Finished fifth in the SEC with 19 passing scores.

- Against Miami (Ohio) (9/3), completed 21 of 32 passes for 303 yards and three touchdowns in the season opener. Became the second quarterback

in UK history with 300-yard passing games in consecutive season openers.

- At Florida (9/10), helped lead a come-from-behind 26-16 victory after completing 13 of 24 passes for 202 yards and one touchdown, while also rushing for a score.
- Against Youngstown State (9/17), completed 27 of 35 passes for a season-high 377 yards with two touchdowns and a rushing score.
- Against Northern Illinois (9/24), connected on 18 of 26 passes for 303 yards and four touchdowns. Became the first Kentucky quarterback with at least three passing touchdowns of 40 or more yards in the same game since 2016.
- At Missouri (11/5), completed 13 of 19 passes for 170 yards and all three Kentucky touchdowns in the Wildcats' 21-17 come-from-behind win. Trailing 17-14 with 8:04 to go, he led Kentucky on a 58-yard game-winning touchdown drive. Completed all three passes for 51 yards on the winning march, including the 22-yard touchdown on a 3rd-and-11 play.
- Against Louisville (11/26), completed 11 of his 19 passes for 188 yards and two touchdowns in the win, becoming the third UK starting quarterback to defeat Louisville in back-to-back games.

AS A JUNIOR (2021), transferred from Penn State to Kentucky and was elected a team captain for his initial campaign with the Wildcats. Started in all 13 games and helped lead UK to 10 wins for the fourth time in school history. Totaled 3,203 yards total offense, the seventh player in school history to reach 3,000 yards of total offense in a season. Completed 233 of 353 passes for 2,826 yards and 24 passing scores. Registered 107 rushes for 376 yards and a team-high tying nine rushing touchdowns. Ranked in the top 10 in several statistical categories in the SEC, including fourth in offense touchdowns (33), fifth in pass completions (233) and sixth in total offensive yards (3,203), total passing yards (2,827), pass attempts (353) and passing touchdowns (24).

- Registered two games (against Louisiana State and Tennessee) with three passing touchdowns and two rushing touchdowns in the same game, the only Wildcat ever to do so.
- Against Louisiana-Monroe (9/4), completed 18 of 26 passes for 367 yards and four touchdowns in the season opener, notching career-highs for completions, yards and touchdowns, in his first career start at Kentucky. Marked the most passing yards for a Kentucky player in his first game as a Wildcat.
- Against Louisiana State (10/9), named the FBS National Offensive Player of the Week by the Walter Camp Football Foundation, selected to the Davey O'Brien Award's Great 8 list and earned College Football Performance Awards National Performer of the Week honorable mention after accounting for Kentucky's first five touchdowns in the Wildcats' 42-21 win over the Tigers. Connected on 14 of 17 passes (82.4 percent) for 145 yards with three touchdowns. Rushed 11 times for a net 75 yards and two scores.
- Against Tennessee (11/6), accounted for 419 yards total offense and five touchdowns. Completed 31 of 49 passes for a then career-high 372 yards and three touchdowns. Rushed 15 times for a net 47 yards and two scores.
- Against New Mexico State (11/20), completed 21 of 31 passes for a career-high 419 yards and a career-high-tying four passing touchdowns. His 79-yard pass to Wan'Dale Robinson marked the longest completion of his career and longest for UK since 2014.
- At Louisville (11/27), received The Manning Award Quarterback of the Week, the Howard Schnellenberger Award as the Most Valuable Player of the Governor's Cup game and was named College Football Performance Awards National Performer of the Week honorable mention for the second time after completing 14 of 18 passes for 149 yards and rushing 14 times

for a career-high 113 yards with a career-best four rushing scores.

AS A SOPHOMORE (2020), played in eight games with one start at quarterback for Penn State and connected on 33 of 55 passes for 421 yards with a score. Rushed 82 times for 260 yards with three touchdowns.

- Against Iowa (11/21), earned his first starting assignment and completed 14 of 31 passes for 219 yards, including a 74-yard completion.
- At Michigan (11/28), rushed for 25 yards on six carries with a two-yard rushing touchdown, helping the Nittany Lions win 27-17 in "The Big House."

AS A REDSHIRT FRESHMAN (2019), appeared in seven games with one start at quarterback for Penn State. Completed 28 of 47 passes for 223 yards with two touchdowns and two interceptions. Totaled 213 rushing yards on 51 carries with three scores.

- Earned the team's High Academic Average (cumulative GPA), along with teammate Black Gillikin.

AS A FRESHMAN (2018), redshirted at Penn State.

- Graduated in May of 2021 from Penn State's Smeal College of Business in three years with a degree in finance. Graduated with a master's degree in finance from Kentucky's Gatton School of Business and Economics in December of 2022.

PERSONAL:

- Was a three-year letter winner at Xavier (Middletown, Conn.) High School.
- As a senior captain (2017), earned second-team Walter Camp All-Connecticut honors after breaking Xavier's records for passing yards (2,793), passing touchdowns (27) and completions in a season.
- Named the Hartford Courant's Offensive Player of the Year and an All-Courant first-team selection.
- As a junior (2016), registered 1,972 passing yards with 19 passing touchdowns and six rushing touchdowns.
- Carried a 4.0 grade-point average during his prep career, winning the Brother Celestine Academic Award, while also being chosen as an All-SCC Tier 1 academic athlete in 2017.
- Member of the National Honor Society and was a Ryken Scholar.
- Also lettered in baseball at Xavier.
- Son of Beth and Michael Levis and has three younger sisters: Kelley, Jillian and Claire.
- Follow Levis on Twitter, Instagram and TikTok at @will_levis.
- Born Will Donovan Levis on June 27, 1999 in Newton, Mass.

WILL LEVIS' COLLEGE STATISTICS

| Year | Team | GP/GS | PASSING | | | | | | | RUSHING | | | | | |
|-----------------------|------------|--------------|------------|------------|-------------|--------------|-------------|-----------|-----------|-----------|------------|------------|------------|-----------|-----------|
| | | | Att | Cmp | Pct | Yds | Yd/Att | TD | INT | Lg | Att | Yds | Avg. | Lg | TD |
| 2019 | Penn State | 7/1 | 47 | 28 | 59.6 | 223 | 4.74 | 2 | 2 | 44t | 51 | 213 | 4.2 | 49 | 3 |
| 2020 | Penn State | 8/1 | 55 | 33 | 60.0 | 421 | 7.65 | 1 | 0 | 74 | 82 | 260 | 3.2 | 14 | 3 |
| 2021 | Kentucky | 13/13 | 353 | 233 | 66.0 | 2,826 | 8.01 | 24 | 13 | 79 | 107 | 376 | 3.5 | 33 | 9 |
| 2022 | Kentucky | 11/11 | 283 | 185 | 65.4 | 2,406 | 8.50 | 19 | 10 | 70t | 72 | -107 | -1.5 | 24 | 2 |
| College Totals | | 39/26 | 738 | 479 | 64.9 | 5,876 | 7.96 | 46 | 25 | 79 | 312 | 742 | 2.4 | 49 | 17 |

Single-Game Highs

| | |
|--|--|
| Attempts - 49 vs. Tennessee (11/6/21) | Rushing Attempts - 18 (Twice, last at Nebraska 11/14/20) |
| Completions - 32 at Georgia (10/16/21) | Rushing Yards - 113 at Louisville (11/27/21) |
| Passing Yards - 419 vs. New Mexico State (11/20/21) | Rushing Touchdowns - 4 at Louisville (11/27/21) |
| Touchdown Passes - 4 (Three times, last vs. Northern Illinois 9/24/22) | Rushing Long - 49 vs. Rutgers (11/30/19) |
| Long Completion - 79 vs. New Mexico State (11/20/21) | |

WILL LEVIS' GAME-BY-GAME

| 2023 Tennessee Titans | | | | PASSING | | | | | | | | | | RUSHING | | | | | COMBINED RUSH + PASS | | | |
|-----------------------|-------|-----|-----|------------|------------|------------|-----------|-------------|--------------|------------|----------|----------|------------|-----------|-------------|-----------|-----------|------------|----------------------|----------|----------------|--|
| Date | Opp | W/L | P/S | Att | Cmp | Pct | Yds | Yds/Att | TD | Int | Lg | Sk | Lst | Rating | Att | Yds | Avg | Lg | TD | Yards | Touchdowns | |
| Sept 10 | @ NO | L | IA | | | | | | | | | | | | | | | | | | | |
| Sept 17 | LAC | W | IA | | | | | | | | | | | | | | | | | | | |
| Sept 24 | @ Cle | L | IA | | | | | | | | | | | | | | | | | | | |
| Oct 1 | Cin | W | IA | | | | | | | | | | | | | | | | | | | |
| Oct 8 | @ Ind | L | IA | | | | | | | | | | | | | | | | | | | |
| Oct 15 | Bal | L | IA | | | | | | | | | | | | | | | | | | | |
| Oct 29 | Atl | W | S | 29 | 19 | 65.5 | 238 | 8.2 | 4 | 0 | 61t | 2 | 12 | 130.5 | 7 | 11 | 1.6 | 5 | 0 | 249 | 47, 16, 61, 33 | |
| Nov 2 | @ Pit | L | S | 39 | 22 | 56.4 | 262 | 6.7 | 0 | 1 | 29 | 4 | 27 | 66.4 | 1 | 2 | 2.0 | 2 | 0 | 264 | | |
| Nov 12 | @ TB | L | S | 39 | 19 | 48.7 | 199 | 5.1 | 0 | 1 | 29 | 4 | 32 | 53.3 | 0 | 0 | - | 0 | 0 | 199 | | |
| Nov 19 | @ Jax | L | S | 17 | 13 | 76.5 | 158 | 9.3 | 2 | 0 | 49 | 2 | 15 | 143.8 | 4 | 2 | 0.5 | 4 | 0 | 160 | 43, 2 | |
| Nov 26 | Car | W | S | 28 | 18 | 64.3 | 185 | 6.6 | 0 | 0 | 25 | 1 | 1 | 83.2 | 3 | -3 | -1.0 | -1 | 0 | 182 | | |
| Dec 3 | Ind | | | | | | | | | | | | | | | | | | | | | |
| Dec 11 | @ Mia | | | | | | | | | | | | | | | | | | | | | |
| Dec 17 | Hou | | | | | | | | | | | | | | | | | | | | | |
| Dec 24 | Sea | | | | | | | | | | | | | | | | | | | | | |
| Dec 31 | @ Hou | | | | | | | | | | | | | | | | | | | | | |
| Jan 6/7 | Jax | | | | | | | | | | | | | | | | | | | | | |
| Totals | | | | 4-7 | 5/5 | 152 | 91 | 59.9 | 1,042 | 6.9 | 6 | 2 | 61t | 13 | 87.2 | 15 | 12 | 0.8 | 5 | 0 | 1,054 | |

WILL LEVIS' NFL STATISTICS

| REGULAR SEASON | | | PASSING | | | | | | | | | | RUSHING | | | | | |
|-------------------|------|------------|------------|-----------|-------------|--------------|------------|----------|----------|------------|-----------|-----------|-------------|-----------|-----------|------------|----------|----------|
| Year | Team | GP/GS | Att | Cmp | Pct | Yds | Yd/Att | TD | INT | Lg | Sk | Yds | Rat | Att | Yds | Avg | Lg | TD |
| 2023 | TEN | 5/5 | 152 | 91 | 59.9 | 1,042 | 6.9 | 6 | 2 | 61t | 13 | 87 | 88.2 | 15 | 12 | 0.8 | 5 | 0 |
| NFL Totals | | 5/5 | 152 | 91 | 59.9 | 1,042 | 6.9 | 6 | 2 | 61t | 13 | 87 | 88.2 | 15 | 12 | 0.8 | 5 | 0 |

Regular Season Career record as starter: 2-3 (.400)

Single-Game Highs

| | |
|---|---|
| Attempts - 39 (Twice, last at Tampa Bay 11/12/23) | Rushes - 7 vs. Atlanta (10/29/23) |
| Completions - 22 at Pittsburgh (11/2/23) | Rushing Yards - 11 vs. Atlanta (10/29/23) |
| Passing Yards - 262 at Pittsburgh (11/2/23) | Long Rush - 5 vs. Atlanta (10/29/23) |
| Touchdown Passes - 4 vs. Atlanta (10/29/23) | |
| Long Completion - 61t vs. Atlanta (10/29/23) | Additional Statistics |
| Completion Percentage - 65.5 vs. Atlanta (10/29/23) | |



21 ROGER McCREARY

CORNERBACK • 5'11" • 190 LBS • COLLEGE: AUBURN
ACQUIRED: 2ND ROUND - 2022 • NFL EXPERIENCE (NFL/TITANS): 2/2
HOMETOWN: MOBILE, ALA.
GAMES PLAYED/GAMES STARTED: 26/22 (PLAYOFFS: 0/0)



PRO: The Titans selected Roger McCreary in the second round (35th overall) of the 2022 NFL Draft. The 5-foot-11-inch, 190-pounder is a physical, athletic cornerback that is known for always being around the ball. As a rookie in 2022, McCreary was one of three players on the team to start all 17 games, and he became the first Titans rookie cornerback since 2017 to start every game. He finished third on the Titans defense with 85 tackles, ranked second with eight passes defended, and added one interception, two tackles for loss and one quarterback pressure. The Mobile, Ala., native was a two-year starter at Auburn and notched an impressive 22 passes defended, including four interceptions, during his final two collegiate campaigns.

CAREER HIGHLIGHTS:

- In 2022, McCreary was one of only three rookie cornerbacks in the NFL to start all 17 games. He finished third on the team with 85 tackles, and ranked second on the squad with eight passes defended, which included an interception.

TITANS TIDBITS:

- McCreary's pregame ritual in college was eating two plates of baked beans with sugar the night before a game. The tradition started when he got to Auburn and he says Bush's baked beans are his favorite.
- His uncle, Angelo James, was a defensive back for the Philadelphia Eagles.

CAREER TRANSACTIONS:

- The Mobile, Ala., native was selected by the Titans in the second round (35th overall) of the 2022 NFL Draft.

SEASON RECAPS:

2023 (9/5): Has led or tied for the team lead in sacks twice in 2023 (at CLE, at IND). Has tied for the team lead in passes defended twice in 2023 (at TB, vs. CAR).

- At New Orleans (9/10), saw significant action as a reserve at cornerback.
- Against L.A. Chargers (9/17), started at cornerback and collected six tackles, including a stop for loss. Teamed with Azeez Al-Shaair to stuff Joshua Kelley for a two-yard loss on a rush off right tackle in the opening stanza.
- At Cleveland (9/24), played as a reserve at cornerback and finished second on the team with 10 tackles, including his first career sack and two quarterback pressures. Combined with Azeez Al-Shaair to stonewall Jerome Ford for no gain on a rush off left guard in the opening stanza. Posted his first career sack by dropping Deshaun Watson for an eight-yard loss in the third stanza.
- Against Cincinnati (10/1), started at cornerback and posted six tackles, including a stop for loss. Ended a Bengals' drive by stonewalling Drew Sample for a one-yard loss on a third-and-10 pass in the second stanza.
- At Indianapolis (10/8), started at cornerback and recorded eight tackles, a sack and a forced fumble. Dropped Anthony Richardson for a sack and forced a fumble that went out of bounds for a 17-yard loss in the second quarter. Combined with Kevin Byard to stop Zack Moss for no gain on a rush up the middle in the final quarter.
- In London, against Baltimore (10/15), played as a reserve at cornerback and registered a tackle with a quarterback pressure. Teamed with Denico Autry to stuff Gus Edwards for a one-yard loss on a rush in the final stanza.
- Against Atlanta (10/29), was inactive.
- At Pittsburgh (11/2), was inactive.
- At Tampa Bay (11/12), collected five tackles and his first interception of the season. Halted the Buccaneers' opening drive by intercepting a Baker

Mayfield deep pass intended for Deven Thompkins on third-and-15.

- At Jacksonville (11/19), recorded four tackles.
- Against Carolina (11/26), played as a reserve at cornerback and posted four tackles, including a stop for loss and a pass defended. Halted a Panthers' drive by breaking up a third-and-two pass intended for DJ Chark Jr. late in the second quarter. Tracked down Miles Sanders for a four-yard loss on a rush off right end in the final stanza.

2022 (17/17): Started all 17 games at cornerback as a rookie and ranked third on the team with 85 tackles. Finished second on the squad with eight passes defended. Registered an interception, two stops for loss and a quarterback pressure. Was one of three players on the team to start all 17 games, and he became the first Titans rookie cornerback since 2017 to start every game. Led or tied for the team lead in tackles three times in 2022 (at BUF, vs. LV, at IND). Led or tied for the team lead in passes defended three times in 2022 (vs. LV, at LAC, at JAX).

- Against N.Y. Giants (9/11), made his NFL debut as a starter at cornerback and posted two tackles.
- At Buffalo (9/19), started at cornerback and led the team with a career-best 11 tackles. Stuffed Zach Moss for no gain on a rush off right end in the opening stanza.
- Against Las Vegas (9/25), started at cornerback and led the team with 10 tackles to go along with his first career pass defended. Defended a pass intended for Keelan Cole in the end zone on third-and-10 late in the fourth quarter.
- At Indianapolis (10/2), tied for the team lead with seven tackles, including a stop for loss. Teamed with Kevin Byard to stop Parris Campbell for a two-yard loss on a short pass in the third quarter. Stuffed Nyheim Hines for a three-yard loss on a short pass in the final stanza.
- At Kansas City (11/6), produced eight tackles and collected his first career interception. Teamed with Jeffery Simmons to stuff Clyde Edwards-Helaire for no gain on a rush off right tackle late in the first quarter. Notched his first career interception by picking off a Patrick Mahomes pass intended for Travis Kelce in the third quarter.
- At Green Bay (11/17), registered five tackles, including a stop for loss. Combined with Sam Okuayinonu to stuff Aaron Jones for a four-yard loss on a rush off right end in the third quarter.
- Against Cincinnati (11/27), collected two tackles with a pass defended. Halted a Bengals' drive by breaking up a third-and-six pass intended for Hayden Hurst in the second stanza.
- At L.A. Chargers (12/18), recorded three tackles and a team-high two passes defended. Ended a potential Chargers' scoring drive by catching a Justin Herbert pass and lateraling it to Joshua Kalu before landing out of bounds which resulted in an interception in the end zone right before halftime. Forced a Chargers' punt by breaking up a third-and-eight pass intended for Mike Williams in the third quarter.
- At Jacksonville (1/7), totaled a tackle and a pass defended. Forced the Jaguars to settle for a field goal by breaking up a third-and-three pass intended for Christian Kirk in the end zone on the first play of the fourth quarter.

COLLEGE:

- During four seasons at Auburn, McCreary appeared in 43 games with 23 starts and posted 135 tackles, six interceptions, 35 passes defended, 10 stops for loss, a forced fumble and two fumble recoveries.
- As a senior (2021), started 12 games at cornerback and collected 49 tackles, two interceptions, a sack, two stops for loss and a team-best 16 passes defended. Named a first-team All-America by The Athletic,

Associated Press, ESPN and Reese's Senior Bowl. Was a Bednarik Award semifinalist.

- As a junior (2020), started 10 games at cornerback and amassed 45 tackles, three interceptions, seven stops for loss, six passes defended and a forced fumble. Named SEC Academic Honor Roll.

- As a sophomore (2019), played in 13 games with a start at cornerback and posted 36 tackles, an interception, 12 passes defended, a stop for loss and a fumble recovery.

- As a true freshman (2018), saw action in seven games and registered five tackles and a pass defended.

- Graduated with a degree in interdisciplinary studies in August 2021 from Auburn.

- Son of Felicia James and has a sister, Tadaisha.

- Born Roger Lee McCreary on Feb. 10, 1999 in Mobile, Ala.

PERSONAL:

- Attended Williamson (Mobile, Ala.) High School.

- As a senior (2017), named first-team Class 5A All-State after collecting eight interceptions and more than 100 tackles. Also had more than 2,100 offensive yards and was named Optimist Club Player of the Year.

- Also participated in track and field, basketball and baseball.

- Enjoys bowling and playing golf.

- Has two dogs – Trouble (Boxer) and Ash (Yorkie/Shih Tzu mix).

- Follow McCreary on Twitter at @RogerJamez and on Instagram at @rod_james251.

ROGER McCREARY'S GAME-BY-GAME

2022 Tennessee Titans

| Date | Opp | W/L | P/S | Tot | Solo | Asst | Sk | - Yds | QBP | TFL | Int- | Yds | -TD | PD | FF | FR | - Yds | SpT | |
|---------------|-------|-----|-----|-------------|--------------|-----------|-----------|-----------|------------|------------|----------|----------|----------|----------|----------|----------|----------|----------|----------|
| Sept 11 | NYG | L | S | 2 | 1 | 1 | 0.0 | 0.0 | 0 | 0 | 0 | 0 | 0 | 0 | 0 | 0 | 0 | 0 | 0 |
| Sept 19 | @ Buf | L | S | 11 | 11 | 0 | 0.0 | 0.0 | 0 | 0 | 0 | 0 | 0 | 0 | 0 | 0 | 0 | 0 | 0 |
| Sept 25 | LV | W | S | 10 | 9 | 1 | 0.0 | 0.0 | 0 | 0 | 0 | 0 | 0 | 1 | 0 | 0 | 0 | 0 | 0 |
| Oct 2 | @ Ind | W | S | 7 | 5 | 2 | 0.0 | 0.0 | 0 | 1 | 0 | 0 | 0 | 0 | 0 | 0 | 0 | 0 | 0 |
| Oct 9 | @ Was | W | S | 2 | 2 | 0 | 0.0 | 0.0 | 1 | 0 | 0 | 0 | 0 | 0 | 0 | 0 | 0 | 0 | 0 |
| Oct 23 | Ind | W | S | 5 | 5 | 0 | 0.0 | 0.0 | 0 | 0 | 0 | 0 | 0 | 1 | 0 | 0 | 0 | 0 | 0 |
| Oct 30 | @ Hou | W | S | 6 | 4 | 2 | 0.0 | 0.0 | 0 | 0 | 0 | 0 | 0 | 0 | 0 | 0 | 0 | 0 | 0 |
| Nov 6 | @ KC | L | S | 8 | 6 | 2 | 0.0 | 0.0 | 0 | 0 | 1 | 4 | 0 | 1 | 0 | 0 | 0 | 0 | 0 |
| Nov 13 | Den | W | S | 5 | 3 | 2 | 0.0 | 0.0 | 0 | 0 | 0 | 0 | 0 | 0 | 0 | 0 | 0 | 0 | 0 |
| Nov 17 | @ GB | W | S | 5 | 4 | 1 | 0.0 | 0.0 | 0 | 1 | 0 | 0 | 0 | 0 | 0 | 0 | 0 | 0 | 0 |
| Nov 27 | Cin | L | S | 2 | 2 | 0 | 0.0 | 0.0 | 0 | 0 | 0 | 0 | 0 | 1 | 0 | 0 | 0 | 0 | 0 |
| Dec 4 | @ Phi | L | S | 4 | 4 | 0 | 0.0 | 0.0 | 0 | 0 | 0 | 0 | 0 | 0 | 0 | 0 | 0 | 0 | 0 |
| Dec 11 | Jax | L | S | 5 | 4 | 1 | 0.0 | 0.0 | 0 | 0 | 0 | 0 | 0 | 0 | 0 | 0 | 0 | 0 | 0 |
| Dec 18 | @ LAC | L | S | 3 | 2 | 1 | 0.0 | 0.0 | 0 | 0 | 0 | 0 | 0 | 2 | 0 | 0 | 0 | 0 | 0 |
| Dec 24 | Hou | L | S | 5 | 4 | 1 | 0.0 | 0.0 | 0 | 0 | 0 | 0 | 0 | 0 | 0 | 0 | 0 | 0 | 0 |
| Dec 29 | Dal | L | S | 3 | 3 | 0 | 0.0 | 0.0 | 0 | 0 | 0 | 0 | 0 | 1 | 0 | 0 | 0 | 0 | 0 |
| Jan 7 | @ Jax | L | S | 1 | 1 | 0 | 0.0 | 0.0 | 0 | 0 | 0 | 0 | 0 | 1 | 0 | 0 | 0 | 0 | 0 |
| Totals | | | | 7-10 | 17/17 | 84 | 70 | 14 | 0.0 | 0.0 | 1 | 2 | 1 | 4 | 0 | 8 | 0 | 0 | 0 |

2023 Tennessee Titans

| Date | Opp | W/L | P/S | Tot | Solo | Asst | Sk | - Yds | QBP | TFL | Int- | Yds | -TD | PD | FF | FR | - Yds | SpT | |
|---------------|-------|-----|-----|------------|------------|-----------|-----------|-----------|------------|-------------|----------|----------|----------|-----------|----------|----------|----------|----------|----------|
| Sept 10 | @ NO | L | p | 0 | 0 | 0 | 0.0 | 0.0 | 0 | 0 | 0 | 0 | 0 | 0 | 0 | 0 | 0 | 0 | 0 |
| Sept 17 | LAC | W | S | 6 | 4 | 2 | 0.0 | 0.0 | 0 | 1 | 0 | 0 | 0 | 0 | 0 | 0 | 0 | 0 | 0 |
| Sept 24 | @ Cle | L | p | 10 | 5 | 5 | 1.0 | 8.0 | 2 | 1 | 0 | 0 | 0 | 0 | 0 | 0 | 0 | 0 | 0 |
| Oct 1 | Cin | W | S | 6 | 4 | 2 | 0.0 | 0.0 | 0 | 1 | 0 | 0 | 0 | 0 | 0 | 0 | 0 | 0 | 0 |
| Oct 8 | @ Ind | L | S | 8 | 7 | 1 | 1.0 | 17.0 | 1 | 0 | 0 | 0 | 0 | 0 | 0 | 1 | 0 | 0 | 0 |
| Oct 15 | Bal | L | p | 1 | 0 | 1 | 0.0 | 0.0 | 1 | 0 | 0 | 0 | 0 | 0 | 0 | 0 | 0 | 0 | 0 |
| Oct 29 | Atl | W | IA | | | | | | | | | | | | | | | | |
| Nov 2 | @ Pit | L | IA | | | | | | | | | | | | | | | | |
| Nov 12 | @ TB | L | S | 5 | 4 | 1 | 0.0 | 0.0 | 0 | 0 | 1 | 18 | 0 | 1 | 0 | 0 | 0 | 0 | 0 |
| Nov 19 | @ Jax | L | S | 4 | 3 | 1 | 0.0 | 0.0 | 0 | 0 | 0 | 0 | 0 | 0 | 0 | 0 | 0 | 0 | 0 |
| Nov 26 | Car | W | p | 4 | 3 | 1 | 0.0 | 0.0 | 0 | 1 | 0 | 0 | 0 | 1 | 0 | 0 | 0 | 0 | 0 |
| Dec 3 | Ind | | | | | | | | | | | | | | | | | | |
| Dec 11 | @ Mia | | | | | | | | | | | | | | | | | | |
| Dec 17 | Hou | | | | | | | | | | | | | | | | | | |
| Dec 24 | Sea | | | | | | | | | | | | | | | | | | |
| Dec 31 | @ Hou | | | | | | | | | | | | | | | | | | |
| Jan 6/7 | Jax | | | | | | | | | | | | | | | | | | |
| Totals | | | | 4-7 | 9/5 | 44 | 30 | 14 | 2.0 | 25.0 | 4 | 4 | 1 | 18 | 0 | 2 | 1 | 0 | 0 |

ROGER McCREARY'S NFL STATISTICS

| REGULAR SEASON | | TACKLES | | | | | | | | | | INTERCEPTIONS | | | | | FUMBLES | | | |
|-------------------|-----------|-----------|-----------|------------|------------|-----------|------------|-------------|----------|----------|----------|---------------|-----------|----------|-----------|----------|----------|----------|----------|--|
| Year | Team | GP | GS | Tot | Solo | Asst | Sk | Yds | QBP | TFL | No | Yds | Lg | TD | PD | FF | FR | Yds | SpT | |
| 2022 | Tennessee | 17 | 17 | 84 | 70 | 14 | 0.0 | 0.0 | 1 | 2 | 1 | 4 | 4 | 0 | 8 | 0 | 0 | 0 | 0 | |
| 2023 | Tennessee | 9 | 5 | 44 | 30 | 14 | 2.0 | 25.0 | 4 | 4 | 1 | 18 | 18 | 0 | 2 | 1 | 0 | 0 | 0 | |
| NFL Totals | | 26 | 22 | 128 | 100 | 28 | 2.0 | 25.0 | 5 | 6 | 2 | 22 | 18 | 0 | 10 | 1 | 0 | 0 | 0 | |

Single-Game Highs

Tackles - 11 at Buffalo (9/19/22)

Interceptions - 1 (Twice, last at Tampa Bay 11/12/23)

Sacks - 1 (Twice, last at Indianapolis 10/8/23)

Quarterback Pressures - 2 at Cleveland (9/24/23)

Tackles for Loss - 1 (Six times, last vs. Carolina 11/26/23)

Forced Fumbles - 1 at Indianapolis (10/8/23)

Passes Defensed - 2 at L.A. Chargers (12/18/22)



69 TK McLENDON JR.

DEFENSIVE END • 6'4" • 275 LBS • COLLEGE: EASTERN KENTUCKY
ACQUIRED: FREE AGENT - 2023
NFL EXPERIENCE (NFL/TITANS): ROOKIE • HOMETOWN: SOPERTON, GA.
GAMES PLAYED/GAMES STARTED: 3/1 (PLAYOFFS: 0/0)



PRO: The Titans signed TK McLendon Jr. as a rookie free agent after the 2023 NFL Draft. The 6-foot-4-inch, 275-pound defensive end began the season on the team's practice squad before being signed to the active roster. The Soperton, Ga., native played two seasons at Eastern Kentucky where he saw action in 21 games with 15 starts totaling 82 tackles and seven sacks. Prior to Eastern Kentucky, McLendon spent two seasons at Louisiana State and two seasons at Copleah-Lincoln Community College.

CAREER HIGHLIGHTS:

- McLendon Jr. was named second team All-ASUN by Phil Steele in his final year at Eastern Kentucky after leading the team with 11.5 tackles for loss and six sacks.

TITANS TIDBITS:

- McLendon Jr. began his collegiate career as a tight end collecting eight receptions with two touchdowns while at Copleah-Lincoln Community College. He made the transition to defensive end while at Eastern Kentucky in 2021.

CAREER TRANSACTIONS:

- The Soperton, Ga., native was signed by the Titans as an undrafted free agent on May 12, 2023.
- Waived by the Titans on Aug. 29, 2023 and signed to the team's practice squad a day later.
- Activated from the practice squad to the active roster standard elevation on Nov. 11, 2023.
- Signed by the Titans to the active roster from the practice squad on Nov. 18, 2023.

SEASON RECAPS:

2023 (3/1): Spent the first eight games on the Titans' practice squad. Made his NFL debut at Tampa Bay (11/12/23). Recorded his first career NFL start against Carolina (11/26/23).

- At Tampa Bay (11/12), saw action as a reserve in his first career NFL contest and collected two tackles. Combined with Monty Rice to stop Rachaad White for no gain on a rush up the middle late in the fourth quarter. Teamed with Jaleel Johnson to stuff White for no gain on a run up the middle late in the final stanza.
- At Jacksonville (11/19), played as a reserve on the defensive front and recorded a tackle.
- Against Carolina (11/26), made his first career NFL start on the defensive front and posted a tackle.

COLLEGE:

During two seasons at Eastern Kentucky (2021-22), McLendon appeared in 21 games with 15 starts and recorded 82 tackles, seven sacks and 13 tackles for loss. Added two pass breakups, a forced fumble and fumble recovery. Transferred to Eastern Kentucky after spending two seasons at Louisiana State University (2019-20) where he appeared in three games as tight end. Began his collegiate career at Copleah-Lincoln Community College (2017-18).

AS A GRADUATE (2022), started all 12 games at Eastern Kentucky and led the team with 11.5 tackles for loss and six sacks. Added 58 tackles, two pass breakups, one forced fumble, and one fumble recovery. Named to the Phil Steele second team All-ASUN and was an All-ASUN selection.

AS A SENIOR (2021), played in nine games with three starts as a defensive

end for Eastern Kentucky. Totaled 24 tackles, including 1.5 tackles for loss and a sack. Transferred to Eastern Kentucky following the 2020 season.

AS A REDSHIRT JUNIOR (2020), did not play for the Tigers.

AS A JUNIOR (2019), played in three games as a tight end for Louisiana State. Caught one pass for 12 yards. Joined the Tigers as a transfer from Copleah-Lincoln Community College after the 2018 season.

AS A SOPHOMORE (2018), played in nine games and totaled five receptions for 43 yards with one touchdown for Copleah-Lincoln Community College. One of the top junior college prospects for 2019, he was rated a three-star prospect by 247sports and Rivals. Listed as the No. 3 tight end by 247sports. Played primarily the H-back position. Listed at No. 33 in ESPN's JUCO Top 50.

AS A FRESHMAN (2017), played in nine games at Copleah-Lincoln Community College and caught three passes for 63 yards with a touchdown.

- Graduated with a degree in general studies from Eastern Kentucky in 2023.

PERSONAL:

- Played at Treutlen County (Ga.) High School.
- Son of Amanda McLendon
- Follow McLendon on Instagram at @mclendon_84
- Born Tonyist Karnez McLendon Jr. on Feb. 27, 1999 in Soperton, Ga.

TK McLENDON JR.'S GAME-BY-GAME

2023 Tennessee Titans

| Date | Opp | W/L | P/S | Tot | Solo | Asst | Sk | - Yds | QBP | TFL | Int | Yds | -TD | PD | FF | FR | Yds | SpT | |
|---------|-------|-----|-----|-----|------|------|-----|-------|-----|-----|-----|-----|-----|----|----|----|-----|-----|---|
| Sept 10 | @ NO | L | PS | | | | | | | | | | | | | | | | |
| Sept 17 | LAC | W | PS | | | | | | | | | | | | | | | | |
| Sept 24 | @ Cle | L | PS | | | | | | | | | | | | | | | | |
| Oct 1 | Cin | W | PS | | | | | | | | | | | | | | | | |
| Oct 8 | @ Ind | L | PS | | | | | | | | | | | | | | | | |
| Oct 15 | Bal | L | PS | | | | | | | | | | | | | | | | |
| Oct 29 | Atl | W | PS | | | | | | | | | | | | | | | | |
| Nov 2 | @ Pit | L | PS | | | | | | | | | | | | | | | | |
| Nov 12 | @ TB | L | p | 2 | 0 | 2 | 0.0 | 0.0 | 0 | 0 | 0 | 0 | 0 | 0 | 0 | 0 | 0 | 0 | 0 |
| Nov 19 | @ Jax | L | p | 1 | 1 | 0 | 0.0 | 0.0 | 0 | 0 | 0 | 0 | 0 | 0 | 0 | 0 | 0 | 0 | 0 |
| Nov 26 | Car | W | S | 1 | 0 | 1 | 0.0 | 0.0 | 0 | 0 | 0 | 0 | 0 | 0 | 0 | 0 | 0 | 0 | 0 |

| | | | | | | | | | | | | | | | | | | | | |
|---------------|-------|--|--|------------|------------|----------|----------|----------|------------|------------|----------|----------|----------|----------|----------|----------|----------|----------|----------|----------|
| Dec 3 | Ind | | | | | | | | | | | | | | | | | | | |
| Dec 11 | @ Mia | | | | | | | | | | | | | | | | | | | |
| Dec 17 | Hou | | | | | | | | | | | | | | | | | | | |
| Dec 24 | Sea | | | | | | | | | | | | | | | | | | | |
| Dec 31 | @ Hou | | | | | | | | | | | | | | | | | | | |
| Jan 6/7 | Jax | | | | | | | | | | | | | | | | | | | |
| Totals | | | | 4-7 | 3/1 | 4 | 1 | 3 | 0.0 | 0.0 | 0 | 0 | 0 | 0 | 0 | 0 | 0 | 0 | 0 | 0 |

TK McLENDON JR.'S NFL STATISTICS

| REGULAR SEASON | | TACKLES | | | | | | | | | | INTERCEPTIONS | | | | | FUMBLES | | | |
|-------------------|-----------|----------|----------|----------|----------|----------|------------|------------|----------|----------|----------|---------------|----------|----------|----------|----------|----------|----------|----------|--|
| Year | Team | GP | GS | Tot | Solo | Asst | Sk | Yds | QBP | TFL | No | Yds | Lg | TD | PD | FF | FR | Yds | SpT | |
| 2023 | Tennessee | 3 | 1 | 4 | 1 | 3 | 0.0 | 0.0 | 0 | 0 | 0 | 0 | 0 | 0 | 0 | 0 | 0 | 0 | 0 | |
| NFL Totals | | 3 | 1 | 4 | 1 | 3 | 0.0 | 0.0 | 0 | 0 | 0 | 0 | 0 | 0 | 0 | 0 | 0 | 0 | 0 | |

Single-Game Highs

Tackles - **2 at Tampa Bay (11/12/23)**



24 ELIJAH MOLDEN

CORNERBACK • 5'10" • 192 LBS • COLLEGE: WASHINGTON
ACQUIRED: 3RD ROUND - 2021
NFL EXPERIENCE (NFL/TITANS): 3/3 • HOMETOWN: WEST LINN, ORE.
GAMES PLAYED/GAMES STARTED: 27/13 (PLAYOFFS: 1/1)



PRO: The Titans selected Elijah Molden in the third round (100th overall) of the 2021 NFL Draft. As a rookie, he appeared in 16 games with seven starts in the nickel defense. He was limited to two games because of injury in 2022. The 5-foot-10 inch, 192-pounder is a savvy and physical defender capable of playing multiple spots on defense. An instinctive player with a nose for the football, he totaled 153 tackles, five interceptions, 25 passes defended, four forced fumbles and two fumble recoveries in 44 games at the University of Washington.

CAREER HIGHLIGHTS:

- As a rookie in 2021, Molden ranked fifth on the team and first among Titans rookies with 60 tackles and registered one interception for a touchdown. He was one of six NFL rookie defensive backs with at least 60 tackles and one interception.
- In 2020, Washington's football season was limited to four games due to the COVID-19 pandemic. Molden started all four contests and finished third on the squad with 26 tackles to go with one interception and two passes defended.
- In June 2021, Molden was named by the Pac-12 as a Tom Hansen Conference Medal recipient. The prestigious honor is awarded annually to each Pac-12 member institution's outstanding senior male and female student-athlete based on the combination of performance and achievement in scholarship, athletics and leadership. This followed Molden winning the Washington football team's Guy Flaherty Award, which is given to the team's most inspirational player as voted by the players.
- In 2019, Molden set career highs with a team-high 79 tackles, four interceptions and three forced fumbles.

TITANS TIDBITS:

- Molden comes from a football family. His father, Alex Molden, was inducted to the University of Oregon Hall of Fame and was an eight-year NFL cornerback with the Saints, Chargers and Lions after being selected by the Saints with the 11th overall draft pick in 1996. Elijah's older brother, Isaiah, played defensive line at Western Oregon.
- Molden is the second-oldest of eight children in his family. He has four brothers and three sisters.
- He is an avid reader and lists "Shoe Dog" by Phil Knight, "Tattoos on the Heart" by Greg Boyle, and "The Alchemist" by Paulo Coelho as three of his favorite books. He prefers hard copies of books as opposed to digital versions so that he can make notes and keep them in the books.

CAREER TRANSACTIONS:

- The West Linn, Ore., native was selected by the Titans in the third round (100th overall) of the 2021 NFL Draft.

SEASON RECAPS:

2023 (9/5):

- At New Orleans (9/10), played as a reserve at defensive back and tied for the team lead with eight tackles to go along with a pass defended. Defended a deep pass intended for Chris Olave on third-and-nine in the fourth quarter.
- Against L.A. Chargers (9/17), made his first career start as a safety and collected four tackles. Registered a special teams tackle on coverage units.
- At Cleveland (9/24), played as a reserve at safety and tallied four tackles, including a stop for loss. Teamed with Kristian Fulton to stuff Deshaun Watson for no gain on a rush off left end in the first quarter.
- Against Cincinnati (10/1), was inactive.
- At Indianapolis (10/8), saw action as a reserve at safety and recorded

three tackles with a quarterback pressure.

- In London, against Baltimore (10/15), was inactive.
- Against Atlanta (10/29), started at safety and notched seven tackles.
- At Pittsburgh (11/2), started at safety and tallied five tackles.
- At Tampa Bay (11/12), started at safety and finished second on the team with a career-high-tying eight tackles.
- At Jacksonville (11/19), started in the secondary and recorded five tackles with a quarterback pressure. Combined with Kyle Peko to stuff Travis Etienne for no gain on a rush off right guard in the first quarter.
- Against Carolina (11/26), played as a reserve at safety and posted four tackles.

2022 (2/1): Saw action in two games with a start at cornerback and registered five tackles, a quarterback pressure and a stop for loss. Was inactive for two contests. Placed on injured reserve on Sept. 9, 2022 and missed the first eight games before being designated to return on Nov. 12, 2022. Placed on injured reserve on Dec. 7 and missed the final five contests.

- Against Denver (11/13), made his season debut as a starter at cornerback and posted three tackles, including a stop for loss and a quarterback pressure.
- Against Cincinnati (11/27), played as a reserve at cornerback and collected two tackles.

2021 (16/7, 1/1): Saw action in 16 games with seven starts at cornerback and registered 60 tackles, including three stops for loss, six quarterback pressures, an interception returned for a touchdown, four passes defended, a forced fumble, a fumble recovery and two special teams tackles. Missed one contest on the reserve/COVID-19 list. Started the postseason contest and collected two tackles. Tied for the team lead in tackles once in 2021 (vs. KC). Led the team in quarterback pressures twice (vs. HOU, at PIT). Tied for the team lead in passes defended once (vs. HOU). Tied for the team lead in special teams tackles once (vs. BUF). Made his NFL debut against Arizona (9/12/21). Made his first career start against Buffalo (10/18/21).

- Against Arizona (9/12), saw action in his first NFL contest as a reserve at nickelback and collected two tackles.
- At Seattle (9/19), played as a reserve at cornerback and posted two tackles. Teamed with Rashaan Evans to stuff Chris Carson for no gain on a rush off right end in the first quarter.
- At Jacksonville (10/10), saw action as a reserve at cornerback and compiled three tackles and a forced fumble. Forced a Dan Arnold fumble that was recovered by Kevin Byard and returned 30 yards for a touchdown early in the first quarter.
- Against Buffalo (10/18), made his first career start at cornerback and notched eight tackles, including a stop for loss. Registered a special teams tackle on coverage units. Stuffed Zack Moss for a three-yard loss on a rush off left end in the first quarter.
- Against Kansas City (10/24), started at cornerback and tied for the team lead with eight tackles.
- At Indianapolis (10/31), started at cornerback and posted two tackles and two passes defended, including an interception return for a touchdown. Broke up a pass intended for Nyheim Hines in the fourth quarter. Gave the Titans a 31-24 lead with two-yard interception return for a touchdown off of Carson Wentz late in the fourth quarter.
- Against Houston (11/21), saw action as a reserve at cornerback and totaled six tackles, a team-best two quarterback pressures and a pass defended. Ended a Texans' drive by breaking up a third-and-nine pass intended for Brevin Jordan along the sideline in the third quarter.

Combined with Jayon Brown to stop Rex Burkhead for a two-yard loss on a rush up the middle in the third stanza.

- At Pittsburgh (12/19), saw significant action as a reserve at cornerback and notched four tackles, including a stop for loss and a team-high three quarterback pressures. Stonewalled Najee Harris for a five-yard loss on a rush off right tackle in the final stanza.
- Against San Francisco (12/23), missed the game on the reserve/COVID-19 list.
- Against Miami (1/2), started at cornerback and notched a tackle, a pass defended and his first career fumble recovery. Recovered a Tua Tagovailoa fumble at the Dolphins' 14-yard line in the first quarter. Deflected a pass intended for DeVante Parker in the second quarter.
- Against Cincinnati (1/22), started at nickelback in his postseason debut and registered two tackles.

COLLEGE:

- In four seasons at the University of Washington, Molden appeared in 44 games with 20 starts. His totals included 153 tackles, seven tackles for loss, five interceptions, 25 passes defended, four forced fumbles and two fumble recoveries. He earned first team All-Pac-12 honors on defense as a junior and senior and was named second team All-Pac-12 as an all-purpose/special teams player as a sophomore.
- As a senior (2020), started all four of the team's games in a shortened season due to the COVID-19 pandemic. Ranked third on the squad with 26 tackles and added one interception and two passes defended. Earned first team All-Pac-12 honors for the second consecutive season. Named the university's male recipient of the Pac-12's Tom Hansen Conference Medal as well as the football team's defensive MVP and Guy Flaherty Award recipient as the team's most inspirational player. Honors also included second team All-American by Pro Football Focus, which also named him Pac-12 Player of the Year. He was a semifinalist for the Lott IMPACT Trophy.
- As a junior (2019), started all 13 games and led the team with 79 tackles, four interceptions, 17 passes defended and three forced fumbles (tied). Added 5.5 tackles for loss and a fumble recovery. Honors included first team All-Pac-12, CoSIDA Academic All-District 8 team, second team Pro Football Focus All-America, first team Pro Football Focus All-Pac-12, first team Associated Press All-Pac-12 and Pac-12 Academic Honor Roll. Won the Husky Excellence Award and the 101 Club Academic Award. Named the MVP of the Las Vegas Bowl against Boise State (12/21) after totaling nine tackles, a half tackle for loss, a forced fumble and an interception in

the win.

- As a sophomore (2018), played in all 14 games with three starts and totaled 29 tackles, five passes defended, one forced fumble and one fumble recovery. Won the team's Most Outstanding Special Teams Player award and earned second team All-Pac-12 honors as an all-purpose/special teams player. Also named first team Academic All-Pac-12.
- As a true freshman (2017), played in all 13 games and registered 19 tackles, 0.5 tackles for loss and one pass defended.
- Graduated from Washington in December 2020 with a degree in communications.

PERSONAL:

- Married to Danelle.
- Attended West Linn (Ore.) High School, where he was named first team 6A All-State at cornerback and second team at running back as a senior in 2016. Also first team All-Three Rivers League at both positions and first team USA Today All-Oregon at defensive back, he helped lead the Lions to a 14-0 record, including five wins in the 6A state playoffs. Rushed for 702 yards and 10 touchdowns, caught 19 passes for 249 yards and six touchdowns, and added three interceptions.
- Listed by ESPN.com as the No. 213 overall prospect and as the No. 19 cornerback in the country, and as the No. 2 prospect in Oregon. Ranked the No. 151 overall recruit and No. 17 cornerback in the country by Scout.com, while 247sports.com listed him at No. 2 in Oregon, No. 25 in the nation at cornerback and No. 193 overall.
- As a junior in 2015, earned first team All-Three Rivers League on both sides of the ball.
- Follow Molden on Twitter and on Instagram at @elijahmolden24.
- Son of Christin and Alex Molden.
- Born Elijah Monroe Molden on Jan. 30, 1999 in New Orleans, La.

ELIJAH MOLDEN'S GAME-BY-GAME

| 2021 Tennessee Titans | | | | | | | | | | | | | | | | | | |
|-----------------------|-------------|-------------|-----|-----------|-----------|-----------|------------|------------|----------|----------|----------|----------|----------|----------|----------|----------|----------|----------|
| Date | Opp | W/L | P/S | Tot Solo | Asst | Sk | - Yds | QBP | TFL | Int | - Yds | -TD | PD | FF | FR | - Yds | SpT | |
| Sept 12 | Ari | L | p | 2 | 2 | 0 | 0.0 | 0.0 | 0 | 0 | 0 | 0 | 0 | 0 | 0 | 0 | 0 | |
| Sept 19 | @ Sea | W | p | 2 | 0 | 2 | 0.0 | 0.0 | 0 | 0 | 0 | 0 | 0 | 0 | 0 | 0 | 0 | |
| Sept 26 | Ind | W | p | 1 | 1 | 0 | 0.0 | 0.0 | 0 | 0 | 0 | 0 | 0 | 0 | 0 | 0 | 0 | |
| Oct 3 | @ NYJ | L | p | 0 | 0 | 0 | 0.0 | 0.0 | 0 | 0 | 0 | 0 | 0 | 0 | 0 | 0 | 0 | |
| Oct 10 | @ Jax | W | p | 3 | 3 | 0 | 0.0 | 0.0 | 0 | 0 | 0 | 0 | 0 | 1 | 0 | 0 | 0 | |
| Oct 18 | Buf | W | S | 8 | 6 | 2 | 0.0 | 0.0 | 0 | 1 | 0 | 0 | 0 | 0 | 0 | 0 | 1 | |
| Oct 24 | KC | W | S | 8 | 6 | 2 | 0.0 | 0.0 | 0 | 0 | 0 | 0 | 0 | 0 | 0 | 0 | 0 | |
| Oct 31 | @ Ind | W | S | 2 | 2 | 0 | 0.0 | 0.0 | 0 | 0 | 1 | 2 | 1 | 2 | 0 | 0 | 0 | |
| Nov 7 | @ LAR | W | S | 8 | 6 | 2 | 0.0 | 0.0 | 0 | 0 | 0 | 0 | 0 | 0 | 0 | 0 | 0 | |
| Nov 14 | NO | W | p | 4 | 1 | 3 | 0.0 | 0.0 | 1 | 0 | 0 | 0 | 0 | 0 | 0 | 0 | 1 | |
| Nov 21 | Hou | L | p | 6 | 3 | 3 | 0.0 | 0.0 | 2 | 0 | 0 | 0 | 0 | 1 | 0 | 0 | 0 | |
| Nov 28 | @ NE | L | S | 0 | 0 | 0 | 0.0 | 0.0 | 0 | 0 | 0 | 0 | 0 | 0 | 0 | 0 | 0 | |
| Dec 12 | Jax | W | S | 5 | 2 | 3 | 0.0 | 0.0 | 0 | 0 | 0 | 0 | 0 | 0 | 0 | 0 | 0 | |
| Dec 19 | @ Pit | L | p | 4 | 4 | 0 | 0.0 | 0.0 | 3 | 1 | 0 | 0 | 0 | 0 | 0 | 0 | 0 | |
| Dec 23 | SF | W | R/C | | | | | | | | | | | | | | | |
| Jan 2 | Mia | W | S | 1 | 0 | 1 | 0.0 | 0.0 | 0 | 0 | 0 | 0 | 0 | 1 | 0 | 1 | 0 | |
| Jan 9 | @ Hou | W | p | 6 | 6 | 0 | 0.0 | 0.0 | 0 | 1 | 0 | 0 | 0 | 0 | 0 | 0 | 0 | |
| Totals | 12-5 | 16/7 | | 60 | 42 | 18 | 0.0 | 0.0 | 6 | 3 | 1 | 2 | 1 | 4 | 1 | 1 | 0 | 2 |
| Playoffs | | | | | | | | | | | | | | | | | | |
| Jan 22 | Cin | L | S | 2 | 0 | 2 | 0.0 | 0.0 | 0 | 0 | 0 | 0 | 0 | 0 | 0 | 0 | 0 | 0 |
| Totals | 0-1 | 1/1 | | 2 | 0 | 2 | 0.0 | 0.0 | 0 | 0 | 0 | 0 | 0 | 0 | 0 | 0 | 0 | 0 |

| 2022 Tennessee Titans | | | | | | | | | | | | | | | | | |
|-----------------------|-------|-----|-----|----------|------|----|-------|-----|-----|-----|-------|-----|----|----|----|-------|-----|
| Date | Opp | W/L | P/S | Tot Solo | Asst | Sk | - Yds | QBP | TFL | Int | - Yds | -TD | PD | FF | FR | - Yds | SpT |
| Sept 11 | NYG | L | IR | | | | | | | | | | | | | | |
| Sept 19 | @ Buf | L | IR | | | | | | | | | | | | | | |
| Sept 25 | LV | W | IR | | | | | | | | | | | | | | |
| Oct 2 | @ Ind | W | IR | | | | | | | | | | | | | | |
| Oct 9 | @ Was | W | IR | | | | | | | | | | | | | | |
| Oct 23 | Ind | W | IR | | | | | | | | | | | | | | |
| Oct 30 | @ Hou | W | IR | | | | | | | | | | | | | | |
| Nov 6 | @ KC | L | IR | | | | | | | | | | | | | | |

| | | | | | | | | | | | | | | | | | |
|--|------------|------------|----|----------|----------|----------|------------|------------|----------|----------|----------|----------|----------|----------|----------|----------|----------|
| Nov 13 | Den | W | S | 3 | 2 | 1 | 0.0 | 0.0 | 1 | 1 | 0 | 0 | 0 | 0 | 0 | 0 | 0 |
| Nov 17 | @ GB | W | IA | | | | | | | | | | | | | | |
| Nov 27 | Cin | L | p | 2 | 2 | 0 | 0.0 | 0.0 | 0 | 0 | 0 | 0 | 0 | 0 | 0 | 0 | 0 |
| Dec 4 | @ Phi | L | IA | | | | | | | | | | | | | | |
| Dec 11 | Jax | | | | | | | | | | | | | | | | |
| Placed on injured reserve Dec. 7, 2022 | | | | | | | | | | | | | | | | | |
| Totals | 7-5 | 2/1 | | 5 | 4 | 1 | 0.0 | 0.0 | 1 | 1 | 0 | 0 | 0 | 0 | 0 | 0 | 0 |

| 2023 Tennessee Titans | | | | | | | | | | | | | | | | | | |
|-----------------------|------------|------------|-----|-----------|-----------|-----------|------------|------------|----------|----------|----------|----------|----------|----------|----------|----------|----------|----------|
| Date | Opp | W/L | P/S | Tot Solo | Asst | Sk | - Yds | QBP | TFL | Int | - Yds | -TD | PD | FF | FR | - Yds | SpT | |
| Sept 10 | @ NO | L | p | 8 | 6 | 2 | 0.0 | 0.0 | 0 | 0 | 0 | 0 | 0 | 0 | 1 | 0 | 0 | 0 |
| Sept 17 | LAC | W | S | 4 | 3 | 1 | 0.0 | 0.0 | 0 | 0 | 0 | 0 | 0 | 0 | 0 | 0 | 0 | 1 |
| Sept 24 | @ Cle | L | p | 4 | 2 | 2 | 0.0 | 0.0 | 0 | 1 | 0 | 0 | 0 | 0 | 0 | 0 | 0 | 0 |
| Oct 1 | Cin | W | IA | | | | | | | | | | | | | | | |
| Oct 8 | @ Ind | L | p | 3 | 1 | 2 | 0.0 | 0.0 | 1 | 0 | 0 | 0 | 0 | 0 | 0 | 0 | 0 | 0 |
| Oct 15 | Bal | L | IA | | | | | | | | | | | | | | | |
| Oct 29 | Atl | W | S | 7 | 2 | 5 | 0.0 | 0.0 | 0 | 0 | 0 | 0 | 0 | 0 | 0 | 0 | 0 | 0 |
| Nov 2 | @ Pit | L | S | 5 | 3 | 2 | 0.0 | 0.0 | 0 | 0 | 0 | 0 | 0 | 0 | 0 | 0 | 0 | 0 |
| Nov 12 | @ TB | L | S | 8 | 6 | 2 | 0.0 | 0.0 | 0 | 0 | 0 | 0 | 0 | 0 | 0 | 0 | 0 | 0 |
| Nov 19 | @ Jax | L | S | 5 | 3 | 2 | 0.0 | 0.0 | 1 | 0 | 0 | 0 | 0 | 0 | 0 | 0 | 0 | 0 |
| Nov 26 | Car | W | p | 4 | 3 | 1 | 0.0 | 0.0 | 0 | 0 | 0 | 0 | 0 | 0 | 0 | 0 | 0 | 0 |
| Dec 3 | Ind | | | | | | | | | | | | | | | | | |
| Dec 11 | @ Mia | | | | | | | | | | | | | | | | | |
| Dec 17 | Hou | | | | | | | | | | | | | | | | | |
| Dec 24 | Sea | | | | | | | | | | | | | | | | | |
| Dec 31 | @ Hou | | | | | | | | | | | | | | | | | |
| Jan 6/7 | Jax | | | | | | | | | | | | | | | | | |
| Totals | 4-7 | 9/5 | | 48 | 29 | 19 | 0.0 | 0.0 | 2 | 1 | 0 | 0 | 0 | 1 | 0 | 0 | 0 | 1 |

ELIJAH MOLDEN'S NFL STATISTICS

| REGULAR SEASON | | | | TACKLES | | | | | | | INTERCEPTIONS | | | | | FUMBLES | | | |
|-------------------|-----------|-----------|-----------|------------|-----------|-----------|------------|------------|----------|----------|---------------|----------|-----------|----------|----------|----------|----------|----------|----------|
| Year | Team | GP | GS | Tot | Solo | Asst | Sk | Yds | QBP | TFL | No | Yds | Lg | TD | PD | FF | FR | Yds | SpT |
| 2021 | Tennessee | 16 | 7 | 60 | 42 | 18 | 0.0 | 0.0 | 6 | 3 | 1 | 2 | 2t | 1 | 4 | 1 | 1 | 0 | 2 |
| 2022 | Tennessee | 2 | 1 | 5 | 4 | 1 | 0.0 | 0.0 | 1 | 1 | 0 | 0 | 0 | 0 | 0 | 0 | 0 | 0 | 0 |
| 2023 | Tennessee | 9 | 5 | 48 | 29 | 19 | 0.0 | 0.0 | 2 | 1 | 0 | 0 | 0 | 0 | 1 | 0 | 0 | 0 | 1 |
| NFL Totals | | 27 | 13 | 113 | 75 | 38 | 0.0 | 0.0 | 9 | 5 | 1 | 2 | 2t | 1 | 5 | 1 | 1 | 0 | 3 |

| PLAYOFFS | | | | TACKLES | | | | | | | INTERCEPTIONS | | | | | FUMBLES | | | |
|-------------------|-----------|----------|----------|----------|----------|----------|------------|------------|----------|----------|---------------|----------|----------|----------|----------|----------|----------|----------|----------|
| Year | Team | GP | GS | Tot | Solo | Asst | Sk | Yds | QBP | TFL | No | Yds | Lg | TD | PD | FF | FR | Yds | SpT |
| 2021 | Tennessee | 1 | 1 | 2 | 0 | 2 | 0.0 | 0.0 | 0 | 0 | 0 | 0 | 0 | 0 | 0 | 0 | 0 | 0 | 0 |
| NFL Totals | | 1 | 1 | 2 | 0 | 2 | 0.0 | 0.0 | 0 | 0 | 0 | 0 | 0 | 0 | 0 | 0 | 0 | 0 | 0 |

Single-Game Highs


Tackles - **8 (Five times, last at Tampa Bay 11/12/23)**
 Interceptions - 1 at Indianapolis (10/31/21)
 Passes Defensed - 2 at Indianapolis (10/31/21)
 Tackles For Loss - **1 (Five times, last at Cleveland 9/24/23)**
 Forced Fumbles - 1 at Jacksonville (10/10/21)
 Fumble Recoveries - 1 vs. Miami (1/2/22)
 Quarterback Pressures - 3 at Pittsburgh (12/19/21)
 Special Teams Tackles - **1 (Three times, last vs. L.A. Chargers 9/17/23)**

Additional Statistics

Touchdowns - 1 (2-yard interception return at Indianapolis, 10/31/21)

Playoff Single-Game Highs

Tackles - 2 vs. Cincinnati (1/22/22)



11 CHRIS MOORE

WIDE RECEIVER • 6'1" • 200 LBS • COLLEGE: CINCINNATI
ACQUIRED: UNRESTRICTED FREE AGENT - 2023 (HOU)
NFL EXPERIENCE (NFL/TITANS): 8/1 • HOMETOWN: TAMPA, FLA.
GAMES PLAYED/GAMES STARTED: 100/16 (PLAYOFFS: 3/0)



PRO: The Titans signed free agent Chris Moore during the 2023 offseason to add experience and depth to the wide receiving corps. The 6-foot-1-inch, 200-pounder entered the NFL as a fourth-round draft pick of the Baltimore Ravens in 2016 and spent his first five seasons with the club amassing 47 receptions for 511 yards with four touchdowns. The University of Cincinnati product joined the Houston Texans as a free agent in 2021 and notched 69 catches for 775 yards with four receiving scores in two campaigns (2021-22). The Tampa, Fla., native has also excelled on special teams during his career having posted 21 career tackles and returned 46 kickoffs for 1,080 yards.

CAREER HIGHLIGHTS:

- In 2022, Moore enjoyed one of his most successful seasons tallying career highs with 48 receptions and 548 receiving yards to go along with two receiving scores for the Texans.
- In his first season with the Texans in 2021, Moore registered a then career-high 21 catches for 227 receiving yards with two touchdowns.
- In 2018, Moore served as a key contributor on the Ravens' special teams, registering 22 kickoff returns for 491 yards. He also recorded a then career-high 19 catches for 196 yards and a score, helping Baltimore produce a then-single-season team-record 5,999 total net yards.

TITANS TIDBITS:

- Moore has eight career receiving touchdowns during his NFL career, but he has also found the end zone in some unique ways. He has scored two touchdowns on the punt coverage unit, returning a blocked punt for a score and recovering a muffed punt snap in the end zone for a touchdown, both in 2016. He also recovered a teammate's fumble in the end zone for a touchdown in 2017.
- Moore owns an impressive sneaker collection. His favorites are the Jordan Playoff 12s. He has three pairs - a golfing pair, a lawn work pair and a pair to go out in.

CAREER TRANSACTIONS:

- The Tampa, Fla., native was originally selected by the Baltimore Ravens in the fourth round (107th overall) of the 2016 NFL Draft.
- Signed by the Ravens as an unrestricted free agent on March 24, 2020.
- Signed by the Houston Texans as an unrestricted free agent on March 24, 2021.
- Released by the Texans on Aug. 31, 2021 and signed to the team's practice squad a day later.
- Activated from the Texans' practice squad to the active roster standard elevation on Sept. 23, 2021.
- Activated from the Texans' practice squad to the active roster standard elevation on Oct. 9, 2021.
- Signed by the Texans to their active roster from the practice squad on Oct. 12, 2021.
- Signed by the Texans as an unrestricted free agent on March 24, 2022.
- Signed by the Titans as an unrestricted free agent on April 19, 2023.

SEASON RECAPS:

2023 (11/3 - Tennessee): Ranks third on the team with 280 receiving yards. Has tied for the team lead in rushing yards once in 2023 (at JAX). Has tied for the team lead in special teams tackles once in 2023 (vs. CIN).

- At New Orleans (9/10), made his Titans debut as a reserve at wide receiver and on special teams.
- Against L.A. Chargers (9/17), played as a reserve at wide receiver and hauled in a 49-yard reception. Got the Titans' final touchdown drive started

with a 49-yard grab to the Chargers' 33-yard line in the fourth quarter.

- At Cleveland (9/24), saw action as a reserve at wide receiver and hauled in two receptions for 41 yards. Hauled in a 33-yard bomb down the right sideline on fourth-and-five late in the second quarter.
- Against Cincinnati (10/1), started at wide receiver and hauled in a 44-yard reception. Posted a tackle and a forced fumble on special teams. Set up the Titans' third touchdown of the afternoon with a 44-yard reception down the right sideline late in the first half. Forced a Trenton Irwin fumble on a punt return but the loose ball was recovered by the Bengals early in the fourth quarter.
- At Indianapolis (10/8), played as a reserve at wide receiver.
- In London, against Baltimore (10/15), started at wide receiver and caught one pass for six yards before leaving the game midway through the third quarter with an injury.
- Against Atlanta (10/29), played as a reserve at wide receiver and on special teams.
- At Pittsburgh (11/2), saw action as a reserve at wide receiver and snared one reception for 29 yards.
- At Tampa Bay (11/12), played as a reserve at wide receiver and caught two passes for 21 yards.
- At Jacksonville (11/19), saw action as a reserve at wide receiver and caught one pass for 49 yards. Rushed for 38 yards on an end around in the first quarter. Led the team with 87 scrimmage yards. Set up the Titans second touchdown with a 49-yard grab on a deep ball in the final stanza.
- Against Carolina (11/26), started at wide receiver in his 100th career regular season game and collected three receptions for 41 yards. Rushed once for one yard and returned one kickoff for 21 yards. Extended the Titans' opening touchdown drive with a 12-yard catch on third-and-three in the first quarter.

2022 (16/7 - Houston): Played in 16 games with seven starts at wide receiver and tallied career highs in receptions (48) and receiving yards (548) to go along with two receiving scores. His 321 receiving differential from 2022 to 2021 was the 18th-highest among all NFL wide receivers. Was inactive for one contest.

- Against Philadelphia (11/3), started at wide receiver and snared four passes for 43 yards with a 13-yard touchdown reception from Davis Mills.
- At N.Y. Giants (11/13), posted three receptions for 70 yards.
- At Dallas (12/11), hauled in a career-high 10 passes for a career-best 124 yards, and led the team in both categories.

2021 (12/1 - Houston): Played in 12 games with one start in his first season with the Texans, posting a then career-high 21 catches for 227 receiving yards with two touchdowns. Posted five special teams stops. Spent the first two weeks on the Texans' practice squad. Was inactive for one contest and missed one game on the reserve/COVID-19 list.

- Against New England (10/10), recorded five receptions for a season-high 109 yards, which were both career highs. Caught a 67-yard touchdown pass from Davis Mills, the longest reception of his career and his first score as a member of the Texans.
- Against L.A. Chargers (12/26), caught four passes for 40 yards, his second-highest receiving yardage total of the season.
- Against Tennessee (1/9), tallied three receptions for 38 yards with a 28-yard touchdown pass from Davis Mills.

2020 (3/0, 1/0 - Baltimore): Appeared as a reserve in three regular season games and totaled two special teams tackles. Was inactive for the first six games of the season. Placed on injured reserve on Nov. 7 and missed seven games before being designated to return on Dec. 21. Saw action as

a reserve in one postseason contest and was inactive for another.

2019 (14/1, 1/0 - Baltimore): Played in 14 games with one start at wide receiver and caught three passes for 21 yards. Also returned four kickoffs for 81 yards and posted four special teams tackles on coverage units. Was inactive for two games. Played as a reserve in the postseason matchup and collected a special teams tackle.

2018 (16/0, 1/0 - Baltimore): Saw action in all 16 games for the first time and recorded a then career-high 19 catches for 196 yards with a touchdown. Served as a key contributor on special teams registering 22 kickoff returns for 491 yards and notching four special teams stops. Played in a reserve role in his first postseason contest and collected two special teams stops.

- Against Atlanta (12/2), caught a 21-yard pass from Sam Koch on a fake punt to help the Ravens convert on fourth down in the 26-16 win.
- Against Tampa Bay (12/16), caught a five-yard touchdown pass and logged a season-high 92 kickoff return yards.

2017 (13/4 - Baltimore): Appeared in 13 games with four starts at wide receiver and tallied 18 catches for 248 yards with three touchdowns, all of which set then career-high marks. Was also a key special teamer in which he returned 13 kickoffs for 346 yards (26.6 avg.) and posted a special teams stop. Was inactive for three contests.

- At Minnesota (10/22), caught his first career receiving touchdown on a 13-yard pass from Joe Flacco in the fourth quarter.
- Against Miami (10/26), recovered a Ryan Mallett fumble in the end zone for a touchdown in a 40-0 win.
- At Pittsburgh (12/10), registered three catches for 48 yards with a touchdown. Hauled in a 30-yard touchdown from Joe Flacco in the second stanza.

2016 (15/0 - Baltimore): Saw action as a reserve in 15 games as a rookie and totaled seven receptions for 46 yards. Added seven kickoff returns for 162 yards (23.1 avg.) and four special teams tackles. Was inactive for one contest.

- Against Buffalo (9/11), made his NFL debut in Week 1 and caught one pass for 13 yards.
- At N.Y. Jets (10/23), scored his first-career touchdown, recovering a muffed snap in the end zone.
- Against Pittsburgh (11/6), scored a touchdown in his second-straight game, returning a blocked punt 14 yards for a score in the 21-14 victory.

COLLEGE:

• Appeared in 50 games with 34 starts for the University of Cincinnati and totaled 119 receptions for 2,301 yards and 26 touchdowns over four seasons (2012-15). He left the school as the Bearcats' all-time leader in touchdown receptions and ranked sixth in receiving yards in program history.

- As a senior (2015), appeared in 12 games and caught 40 passes for 870 yards with seven touchdowns, while amassing a 21.8-yard per reception average which was good for eighth-best nationally.
- As a junior (2014), played in 13 games and amassed 30 receptions for 673 yards and eight touchdowns. Set the NCAA FBS record for yards per reception average (73.7) when he totaled three receptions for 221 yards and three touchdowns (60, 83, 78 yards) against Ohio State (9/27).
- As a sophomore (2013), saw action in 13 games and made 45 receptions with nine touchdowns, both college career bests.
- As a redshirt freshman (2012), totaled four receptions for 113 yards and two touchdowns to go along with a special teams tackle.
- Redshirted during the 2011 season.
- Graduated with a criminal justice degree from Cincinnati.

PERSONAL:

- Attended Thomas Jefferson (Fla.) High School, where he led the team to an undefeated season and a Class 3A State Championship in 2010.
- As a senior (2010), tallied 49 receptions for 1,500 yards and 21 touchdowns, and led 3A District 8 in receiving yards, touchdowns and yards per catch.
- Son of Jennifer Moore.
- Follow Moore on Instagram at @chris.moore.
- Born Christopher Moore on June 16, 1993, in Tampa, Fla.

CHRIS MOORE'S GAME-BY-GAME

| 2016 Baltimore Ravens | | | | RECEIVING | | | | | |
|-----------------------|-------|------------|-------------|-----------|-----------|------------|-----------|----------|--|
| Date | Opp. | W/L | P/S | No | Yds | Avg | Lg | TD | |
| Sept 11 | Buf | W | p | 1 | 13 | 13.0 | 13 | 0 | |
| Sept 18 | @ Cle | W | p | 1 | 9 | 9.0 | 9 | 0 | |
| Sept 25 | @ Jax | W | p | 1 | 2 | 2.0 | 2 | 0 | |
| Oct 2 | Oak | L | p | 1 | 6 | 6.0 | 6 | 0 | |
| Oct 9 | Was | L | IA | | | | | | |
| Oct 16 | @ NYG | L | p | 0 | 0 | - | 0 | 0 | |
| Oct 23 | @ NYJ | L | p | 2 | 11 | 5.5 | 8 | 0 | |
| Nov 6 | Pit | W | p | 0 | 0 | - | 0 | 0 | |
| Nov 10 | Cle | W | p | 0 | 0 | - | 0 | 0 | |
| Nov 20 | @ Dal | L | p | 0 | 0 | - | 0 | 0 | |
| Nov 27 | Cin | W | p | 0 | 0 | - | 0 | 0 | |
| Dec 4 | Mia | W | p | 0 | 0 | - | 0 | 0 | |
| Dec 12 | @ NE | L | p | 1 | 5 | 5.0 | 5 | 0 | |
| Dec 18 | Phi | W | p | 0 | 0 | - | 0 | 0 | |
| Dec 25 | @ Pit | L | p | 0 | 0 | - | 0 | 0 | |
| Jan 01 | @ Cin | L | p | 0 | 0 | - | 0 | 0 | |
| Totals | | 8-8 | 15/0 | 7 | 46 | 6.6 | 13 | 0 | |

| 2017 Baltimore Ravens | | | | RECEIVING | | | | | |
|-----------------------|-------|------------|-------------|-----------|------------|-------------|------------|----------|--|
| Date | Opp. | W/L | P/S | No | Yds | Avg | Lg | TD | |
| Sept 10 | @ Cin | W | p | 0 | 0 | - | 0 | 0 | |
| Sept 17 | Cle | W | IA | | | | | | |
| Sept 24 | @ Jax | L | p | 0 | 0 | 0.0 | 0 | 0 | |
| Oct 1 | Pit | L | IA | 1 | 12 | 12.0 | 12 | 0 | |
| Oct 8 | @ Oak | W | IA | | | | | | |
| Oct 15 | Chi | L | p | 3 | 44 | 14.7 | 17 | 0 | |
| Oct 22 | @ Min | L | S | 2 | 36 | 18.0 | 23 | 1 | |
| Oct 26 | Mia | W | p | 0 | 0 | - | 0 | 0 | |
| Nov 5 | @ Ten | L | p | 1 | 16 | 16.0 | 16 | 0 | |
| Nov 19 | @ GB | W | p | 0 | 0 | - | 0 | 0 | |
| Nov 27 | Hou | W | S | 3 | 37 | 12.3 | 22 | 0 | |
| Dec 3 | Det | W | p | 3 | 32 | 10.7 | 23 | 0 | |
| Dec 10 | @ Pit | L | p | 3 | 48 | 16.0 | 30t | 1 | |
| Dec 17 | @ Cle | W | p | 0 | 0 | - | 0 | 0 | |
| Dec 23 | Ind | W | S | 2 | 29 | 14.5 | 20 | 0 | |
| Dec 31 | Cin | L | S | 1 | 6 | 6.0 | 6t | 1 | |
| Totals | | 9-7 | 13/4 | 18 | 248 | 13.8 | 30t | 3 | |

CHRIS MOORE'S GAME-BY-GAME CONT.

| 2018 Baltimore Ravens | | | | | RECEIVING | | | | |
|-----------------------|-------------|-------------|-----|-----------|------------|-------------|-----------|----------|--|
| Date | Opp. | W/L | P/S | No | Yds | Avg | Lg | TD | |
| Sept 9 | Buf | W | p | 1 | 5 | 5.0 | 5 | 0 | |
| Sept 13 | @ Cin | L | p | 2 | 9 | 4.5 | 5 | 0 | |
| Sept 23 | Den | W | p | 0 | 0 | - | 0 | 0 | |
| Sept 30 | @ Pit | W | p | 1 | 19 | 19.0 | 19 | 0 | |
| Oct 7 | @ Cle | L | p | 1 | 20 | 20.0 | 20 | 0 | |
| Oct 14 | @ Ten | W | p | 3 | 12 | 4.0 | 6 | 0 | |
| Oct 21 | NO | L | p | 1 | 14 | 14.0 | 14 | 0 | |
| Oct 28 | @ Car | L | p | 2 | 19 | 9.5 | 12 | 0 | |
| Nov 4 | Pit | L | p | 1 | 30 | 30.0 | 30 | 0 | |
| Nov 18 | Cin | W | p | 1 | 14 | 14.0 | 14 | 0 | |
| Nov 25 | Oak | W | p | 1 | 1 | 1.0 | 1 | 0 | |
| Dec 2 | @ Atl | W | p | 1 | 21 | 21.0 | 21 | 0 | |
| Dec 9 | @ KC | L | p | 0 | 0 | - | 0 | 0 | |
| Dec 16 | TB | W | p | 1 | 5 | 5.0 | 5t | 1 | |
| Dec 22 | @ LAC | W | p | 1 | 8 | 8.0 | 8 | 0 | |
| Dec 30 | Cle | W | p | 2 | 19 | 9.5 | 10 | 0 | |
| Totals | 10-6 | 16/0 | | 19 | 196 | 10.3 | 30 | 1 | |
| Playoffs | | | | | | | | | |
| Jan 6 | LAC | L | p | 0 | 0 | - | 0 | 0 | |
| Totals | 0-1 | 1/0 | | 0 | 0 | - | 0 | 0 | |

| 2019 Baltimore Ravens | | | | | RECEIVING | | | | |
|-----------------------|-------------|-------------|-----|----------|-----------|------------|-----------|----------|--|
| Date | Opp. | W/L | P/S | No | Yds | Avg | Lg | TD | |
| Sept 8 | @ Mia | W | p | 0 | 0 | - | 0 | 0 | |
| Sept 15 | Ari | W | p | 0 | 0 | - | 0 | 0 | |
| Sept 22 | @ KC | L | p | 0 | 0 | - | 0 | 0 | |
| Sept 29 | Cle | L | p | 0 | 0 | - | 0 | 0 | |
| Oct 6 | @ Pit | W | p | 0 | 0 | - | 0 | 0 | |
| Oct 13 | Cin | W | S | 2 | 18 | 9.0 | 13 | 0 | |
| Oct 20 | @ Sea | W | p | 1 | 3 | 3.0 | 3 | 0 | |
| Nov 3 | NE | W | p | 0 | 0 | - | 0 | 0 | |
| Nov 10 | @ Cin | W | IA | | | | | | |
| Nov 17 | Hou | W | IA | | | | | | |
| Nov 25 | @ LAR | W | p | 0 | 0 | - | 0 | 0 | |
| Dec 1 | SF | W | p | 0 | 0 | - | 0 | 0 | |
| Dec 8 | @ Buf | W | p | 0 | 0 | - | 0 | 0 | |
| Dec 12 | NYJ | W | p | 0 | 0 | - | 0 | 0 | |
| Dec 22 | @ Cle | W | p | 0 | 0 | - | 0 | 0 | |
| Dec 29 | Pit | W | p | 0 | 0 | - | 0 | 0 | |
| Totals | 14-2 | 14/1 | | 3 | 21 | 7.0 | 13 | 0 | |
| Playoffs | | | | | | | | | |
| Jan 11 | Ten | L | p | 0 | 0 | 0.0 | 0 | 0 | |
| Totals | 0-1 | 1/0 | | 0 | 0 | 0.0 | 0 | 0 | |

| 2020 Baltimore Ravens | | | | | RECEIVING | | | | |
|-----------------------|-------------|------------|-----|----------|-----------|------------|----------|----------|--|
| Date | Opp. | W/L | P/S | No | Yds | Avg | Lg | TD | |
| Sept 13 | Cle | W | IA | | | | | | |
| Sept 20 | @ Hou | W | IA | | | | | | |
| Sept 28 | KC | L | IA | | | | | | |
| Oct 4 | @ Was | W | IA | | | | | | |
| Oct 11 | Cin | W | IA | | | | | | |
| Oct 18 | @ Phi | W | IA | | | | | | |
| Nov 1 | Pit | L | p | 0 | 0 | - | 0 | 0 | |
| Nov 8 | @ Ind | W | IR | | | | | | |
| Nov 15 | @ NE | L | IR | | | | | | |
| Nov 22 | Ten | L | IR | | | | | | |
| Dec 2 | @ Pit | L | IR | | | | | | |
| Dec 8 | Dal | W | IR | | | | | | |
| Dec 14 | @ Cle | W | IR | | | | | | |
| Dec 20 | Jax | W | IR | | | | | | |
| Dec 27 | NYG | W | p | 0 | 0 | - | 0 | 0 | |
| Jan 3 | @ Cin | W | p | 0 | 0 | - | 0 | 0 | |
| Totals | 11-5 | 3/0 | | 0 | 0 | 0.0 | 0 | 0 | |
| Playoffs | | | | | | | | | |
| Jan 10 | @ Ten | W | IA | | | | | | |
| Jan 16 | @ Buf | L | p | 0 | 0 | - | 0 | 0 | |
| Totals | 1-1 | 1/0 | | 0 | 0 | - | 0 | 0 | |

| 2021 Houston Texans | | | | | RECEIVING | | | | |
|---------------------|-------------|-------------|-----|-----------|------------|-------------|------------|----------|--|
| Date | Opp. | W/L | P/S | No | Yds | Avg | Lg | TD | |
| Sept 12 | Jax | W | PS | | | | | | |
| Sept 19 | @ Cle | L | PS | | | | | | |
| Sept 23 | Car | L | p | 0 | 0 | - | 0 | 0 | |
| Oct 3 | @ Buf | L | PS | | | | | | |
| Oct 10 | NE | L | p | 5 | 109 | 21.8 | 67t | 1 | |
| Oct 17 | @ Ind | L | p | 4 | 14 | 3.5 | 11 | 0 | |
| Oct 24 | @ Ari | L | S | 0 | 0 | - | 0 | 0 | |
| Oct 31 | LAR | L | p | 2 | 16 | 8.0 | 8 | 0 | |
| Nov 7 | @ Mia | L | p | 1 | 4 | 4.0 | 4 | 0 | |
| Nov 21 | @ Ten | W | p | 1 | 10 | 10.0 | 10 | 0 | |
| Nov 28 | NYJ | L | p | 1 | -4 | -4.0 | 0 | 0 | |
| Dec 5 | Ind | L | p | 0 | 0 | - | 0 | 0 | |
| Dec 12 | Sea | L | IA | 0 | 0 | - | 0 | 0 | |
| Dec 19 | @ Jax | W | p | 0 | 0 | - | 0 | 0 | |
| Dec 26 | LAC | W | p | 4 | 40 | 10.0 | 23 | 0 | |
| Jan 2 | @ SF | L | R | | | | | | |
| Jan 9 | Ten | L | p | 3 | 38 | 12.7 | 28t | 1 | |
| Totals | 4-13 | 12/1 | | 21 | 227 | 10.8 | 67t | 2 | |

| 2022 Houston Texans | | | | | RECEIVING | | | | |
|---------------------|---------------|-------------|-----|-----------|------------|-------------|-----------|----------|--|
| Date | Opp. | W/L | P/S | No | Yds | Avg | Lg | TD | |
| Sept 11 | Ind | T | p | 3 | 31 | 10.3 | 11 | 0 | |
| Sept 18 | @ Den | L | p | 2 | 14 | 7.0 | 9 | 0 | |
| Sept 25 | @ Chi | L | p | 3 | 63 | 21.0 | 52 | 0 | |
| Oct 2 | LAC | L | S | 0 | 0 | - | 0 | 0 | |
| Oct 9 | @ Jax | W | IA | | | | | | |
| Oct 23 | @ LV | L | p | 2 | 20 | 10.0 | 13t | 1 | |
| Oct 30 | Ten | L | p | 0 | 0 | - | 0 | 0 | |
| Nov 3 | Phi | L | S | 4 | 43 | 10.8 | 25 | 1 | |
| Nov 13 | @ NYG | L | p | 3 | 70 | 23.3 | 25 | 0 | |
| Nov 20 | Was | L | p | 5 | 20 | 4.0 | 11 | 0 | |
| Nov 27 | @ Mia | L | p | 2 | 7 | 3.5 | 4 | 0 | |
| Dec 4 | Cle | L | p | 3 | 46 | 15.3 | 39 | 0 | |
| Dec 11 | @ Dal | L | S | 10 | 124 | 12.4 | 36 | 0 | |
| Dec 18 | KC | L | S | 4 | 42 | 10.5 | 34 | 0 | |
| Dec 24 | @ Ten | W | S | 2 | 25 | 12.5 | 13 | 0 | |
| Jan 1 | Jax | L | S | 3 | 21 | 7.0 | 12 | 0 | |
| Jan 8 | @ Ind | W | S | 2 | 22 | 11.0 | 12 | 0 | |
| Totals | 2-13-1 | 16/7 | | 48 | 548 | 11.4 | 52 | 2 | |

| 2023 Tennessee Titans | | | | | RECEIVING | | | | |
|-----------------------|------------|-------------|-----|-----------|------------|-------------|-----------|----------|--|
| Date | Opp. | W/L | P/S | No | Yds | Avg | Lg | TD | |
| Sept 10 | @ NO | L | p | 0 | 0 | 0.0 | 0 | 0 | |
| Sept 17 | LAC | W | p | 1 | 49 | 49.0 | 49 | 0 | |
| Sept 24 | @ Cle | L | p | 2 | 41 | 20.5 | 33 | 0 | |
| Oct 1 | Cin | W | S | 1 | 44 | 44.0 | 44 | 0 | |
| Oct 8 | @ Ind | L | p | 0 | 0 | - | 0 | 0 | |
| Oct 15 | Bal | L | S | 1 | 6 | 6.0 | 6 | 0 | |
| Oct 29 | Atl | W | p | 0 | 0 | 0.0 | 0 | 0 | |
| Nov 2 | @ Pit | L | p | 1 | 29 | 29.0 | 29 | 0 | |
| Nov 12 | @ TB | L | p | 2 | 21 | 10.5 | 11 | 0 | |
| Nov 19 | @ Jax | L | p | 1 | 49 | 49.0 | 49 | 0 | |
| Nov 26 | Car | W | S | 3 | 41 | 13.7 | 22 | 0 | |
| Dec 3 | Ind | | | | | | | | |
| Dec 11 | @ Mia | | | | | | | | |
| Dec 17 | Hou | | | | | | | | |
| Dec 24 | Sea | | | | | | | | |
| Dec 31 | @ Hou | | | | | | | | |
| Jan 6/7 | Jax | | | | | | | | |
| Totals | 4-7 | 11/3 | | 12 | 280 | 23.3 | 49 | 0 | |

CHRIS MOORE'S NFL STATISTICS

REGULAR SEASON

| Year | Team | REGULAR SEASON | | RECEIVING | | | | | RUSHING | | | | |
|-------------------|-----------|----------------|-----------|------------|--------------|-------------|------------|----------|-----------|-----------|------------|-----------|----------|
| | | GP | GS | No | Yds | Avg | Lg | TD | Att | Yds | Avg | Lg | TD |
| 2016 | Baltimore | 15 | 0 | 7 | 46 | 6.6 | 13 | 0 | 3 | 19 | 6.3 | 10 | 0 |
| 2017 | Baltimore | 13 | 4 | 18 | 248 | 13.8 | 30t | 3 | 2 | -9 | -4.5 | -4 | 0 |
| 2018 | Baltimore | 16 | 0 | 19 | 196 | 10.3 | 30 | 1 | 5 | 17 | 3.4 | 9 | 0 |
| 2019 | Baltimore | 14 | 1 | 3 | 21 | 7.0 | 13 | 0 | 1 | 0 | 0.0 | 0 | 0 |
| 2020 | Baltimore | 3 | 0 | 0 | 0 | - | 0 | 0 | 0 | 0 | - | 0 | 0 |
| 2021 | Houston | 12 | 1 | 21 | 227 | 10.8 | 67t | 2 | 0 | 0 | - | 0 | 0 |
| 2022 | Houston | 16 | 7 | 48 | 548 | 11.4 | 52 | 2 | 3 | 3 | 1.0 | 3 | 0 |
| 2023 | Tennessee | 11 | 3 | 12 | 280 | 23.3 | 49 | 0 | 2 | 39 | 19.5 | 38 | 0 |
| NFL Totals | | 100 | 16 | 128 | 1,566 | 12.2 | 67t | 8 | 16 | 69 | 4.3 | 38 | 0 |

REGULAR SEASON

| Year | Team | REGULAR SEASON | | PUNT RETURNS | | | | KICKOFF RETURNS | | | | |
|-------------------|-----------|----------------|----------|--------------|----------|----------|----------|-----------------|--------------|-------------|-----------|----------|
| | | No | FC | Yds | Avg | Lg | TD | No | Yds | Avg | Lg | TD |
| 2016 | Baltimore | 0 | 0 | 0 | - | 0 | 0 | 7 | 162 | 23.1 | 34 | 0 |
| 2017 | Baltimore | 0 | 0 | 0 | - | 0 | 0 | 13 | 346 | 26.6 | 87 | 0 |
| 2018 | Baltimore | 0 | 0 | 0 | - | 0 | 0 | 22 | 491 | 22.3 | 39 | 0 |
| 2019 | Baltimore | 0 | 0 | 0 | - | 0 | 0 | 4 | 81 | 20.3 | 26 | 0 |
| 2023 | Tennessee | 0 | 0 | 0 | - | 0 | 0 | 1 | 21 | 21.0 | 21 | 0 |
| NFL Totals | | 0 | 0 | 0 | - | 0 | 0 | 47 | 1,101 | 23.4 | 87 | 0 |

PLAYOFFS

| Year | Team | PLAYOFFS | | RECEIVING | | | | | RUSHING | | | | |
|-------------------|-----------|----------|----------|-----------|----------|----------|----------|----------|----------|----------|----------|----------|----------|
| | | GP | GS | No | Yds | Avg | Lg | TD | Att | Yds | Avg | Lg | TD |
| 2018 | Baltimore | 1 | 0 | 0 | 0 | - | 0 | 0 | 0 | 0 | - | 0 | 0 |
| 2019 | Baltimore | 1 | 0 | 0 | 0 | - | 0 | 0 | 0 | 0 | - | 0 | 0 |
| 2020 | Baltimore | 1 | 0 | 0 | 0 | - | 0 | 0 | 0 | 0 | - | 0 | 0 |
| NFL Totals | | 3 | 0 | 0 | 0 | - | 0 | 0 | 0 | 0 | - | 0 | 0 |

Single-Game Highs

Receptions - 10 at Dallas (12/11/22)
 Receiving Yards - 124 at Dallas (12/11/22)
 Long Reception - 67t vs. New England (10/10/21)
 Touchdowns - 1 (Eight times, last vs. Philadelphia 11/3/22)
 Rushes - **1 (16 times, last vs. Carolina 11/26/23)**
 Rushing Yards - **38 at Jacksonville (11/19/23)**
 Long Rush - **38 at Jacksonville (11/19/23)**
 Kickoff Returns - 5 at Pittsburgh (12/10/17)
 Kickoff Return Yards - 124 vs. Cincinnati (12/31/17)
 Kickoff Return Long - 87 vs. Cincinnati (12/31/17)

Additional Statistics

Special Teams Tackles - 4 (2016), 1 (2017), 4 (2018), 4 (2019), 2 (2020), 5 (2021), 1 (2022), **1 (2023)**
 Miscellaneous Tackles - 1 (2016), **1 (2023)**
 Fumble Recoveries - 1 (2016), 2 (2017)
 Special Teams Forced Fumbles - **1 (2023)**
 Special Teams Fumble Recoveries - 1 (2016)
 Miscellaneous Touchdowns - 3 (0-yard muffed snap in the end zone at N.Y. Jets, 10/23/16; 14-yard return of blocked punt vs. Pittsburgh, 11/6/16; 0-yard fumble recovery in the end zone vs. Miami, 10/26/17)

Additional Playoff Statistics

Special Teams Tackles - 2 (2018), 1 (2019)
 Miscellaneous Tackles - 1 (2018)



42 CALEB MURPHY

OUTSIDE LINEBACKER • 6'3" • 254 LBS • COLLEGE: FERRIS STATE
ACQUIRED: FREE AGENT - 2023 • NFL EXPERIENCE (NFL/TITANS): ROOKIE
HOMETOWN: DOWAGIAC, MICH.
GAMES PLAYED/GAMES STARTED: 1/0 (PLAYOFFS: 0/0)



PRO: The Titans signed Caleb Murphy as a rookie free agent after the 2023 NFL Draft. The 6-foot-3-inch, 254-pounder made the 53-man roster out of training camp and possesses a strong pass-rushing ability, setting the NCAA single-season record with 25.5 sacks his senior season. The Dowagiac, Mich., native played three seasons (2020-22) at Ferris State and tallied 156 tackles, 40 sacks, 60.5 tackles for loss and eight forced fumbles. Following the 2019 season, he transferred to Ferris State from Grand Valley State where he played in eight games, recording 13 tackles and one sack.

CAREER HIGHLIGHTS:

- Murphy set an NCAA single-season record with 25.5 sacks his senior year. He also tied the NCAA record with 39 tackles for loss.

TITANS TIDBITS:

- Murphy became the first DII player ever to win the Ted Hendricks Award, given to the nation's top defensive end.
- Murphy was a two-time National Champion with the Ferris State Bulldogs.

CAREER TRANSACTIONS:

- The Dowagiac, Mich., native was signed by the Titans as an undrafted free agent on May 12, 2023.

SEASON RECAPS:

2023 (1/0): Made his NFL debut against Cincinnati (10/1/23).

- At New Orleans (9/10), was inactive.
- Against L.A. Chargers (9/17), was inactive.
- At Cleveland (9/24), was inactive.
- Against Cincinnati (10/1), played as a reserve on special teams and saw limited snaps at outside linebacker in his first career NFL contest.
- At Indianapolis (10/8), was inactive.
- In London, against Baltimore (10/15), was inactive.
- Against Atlanta (10/29), was inactive.
- At Pittsburgh (11/2), was inactive.
- At Tampa Bay (11/12), was inactive.
- At Jacksonville (11/19), was inactive.
- Against Carolina (11/26), was inactive.

COLLEGE:

- Murphy played in 29 games over three seasons at Ferris State and tallied 156 tackles, 40 sacks, 60.5 tackles for loss and eight forced fumbles. Following the 2019 season, he transferred to Ferris State from Grand Valley State where he played in eight games, recording 13 tackles and one sack.
- As a senior (2022), started in 15 games at Ferris State and recorded 93 tackles, 25.5 sacks, 39 tackles for loss and three forced fumbles. His 25.5 sacks set an NCAA single-season record. He also tied the NCAA record with 39 tackles for loss while helping Ferris State to repeat as DII national champions. He became the first DII player ever to win the Ted Hendricks Award, given to the nation's top defensive end. Murphy was named GLIAC Player of the Year, won the Gene Upshaw Award, given to the best DII lineman and received the Cliff Harris award as the nation's small college defensive player of the year.
- As a junior (2021), appeared in 14 games and recorded 63 tackles, 14.5 sacks, 21.5 tackles for loss, five forced fumbles and one interception while helping lead his team to the DII championship. He was named the GLIAC Defensive Lineman of the Year.
- As a sophomore (2020), his season was cancelled due to COVID-19.

Transferred to Ferris State from Grand Valley State following the 2019 season.

- As a redshirt freshman (2019), appeared in eight games recording 13 tackles and one sack for Grand Valley State.
- Redshirted in 2018.
- Graduated with a degree in criminal justice from Ferris State in December of 2022.

PERSONAL:

- Attended Dowagiac Union (Mich.) High School under coach Mike Stanger. Recorded 97 tackles with 27 tackles for loss and 13 quarterback sacks with six fumble recoveries as a senior.
- As a junior, posted 86 tackles with 17 tackles for loss, 15 sacks and four fumble recoveries.
- Scored a touchdown six different ways during his final season (receiving, rushing, passing, interception, fumble recovery, punt return).
- Garnered all-region, all-league and all-state recognition each of his final two seasons. Was a three-year letterwinner.
- Active in football, basketball, wrestling, baseball and tack and field.
- His brother, Cailyn, was a fellow Ferris State football player.
- Son of Tamantha Murphy.
- Follow Murphy on Instagram at @calebamurphy.
- Born Caleb Andrew LaVon Murphy on Dec. 15, 1999 in Niles, Mich.

CALEB MURPHY'S GAME-BY-GAME

2023 Tennessee Titans

| Date | Opp | W/L | P/S | Tot | Solo | Asst | Sk | - Yds | QBP | TFL | Int | Yds | -TD | PD | FF | FR | Yds | SpT | |
|---------|-------|-----|-----|-----|------|------|-----|-------|-----|-----|-----|-----|-----|----|----|----|-----|-----|---|
| Sept 10 | @ NO | L | IA | | | | | | | | | | | | | | | | |
| Sept 17 | LAC | W | IA | | | | | | | | | | | | | | | | |
| Sept 24 | @ Cle | L | IA | | | | | | | | | | | | | | | | |
| Oct 1 | Cin | W | p | 0 | 0 | 0 | 0.0 | 0.0 | 0 | 0 | 0 | 0 | 0 | 0 | 0 | 0 | 0 | 0 | 0 |
| Oct 8 | @ Ind | L | IA | | | | | | | | | | | | | | | | |
| Oct 15 | Bal | L | IA | | | | | | | | | | | | | | | | |
| Oct 29 | Atl | W | IA | | | | | | | | | | | | | | | | |
| Nov 2 | @ Pit | L | IA | | | | | | | | | | | | | | | | |
| Nov 12 | @ TB | L | IA | | | | | | | | | | | | | | | | |
| Nov 19 | @ Jax | L | IA | | | | | | | | | | | | | | | | |
| Nov 26 | Car | W | IA | | | | | | | | | | | | | | | | |

| | | | | | | | | | | | | | | | | | | | |
|---------------|-------|--|--|------------|------------|----------|----------|----------|----------|----------|------------|------------|----------|----------|----------|----------|----------|----------|----------|
| Dec 3 | Ind | | | | | | | | | | | | | | | | | | |
| Dec 11 | @ Mia | | | | | | | | | | | | | | | | | | |
| Dec 17 | Hou | | | | | | | | | | | | | | | | | | |
| Dec 24 | Sea | | | | | | | | | | | | | | | | | | |
| Dec 31 | @ Hou | | | | | | | | | | | | | | | | | | |
| Jan 6/7 | Jax | | | | | | | | | | | | | | | | | | |
| Totals | | | | 4-7 | 1/0 | 0 | 0 | 0 | 0 | 0 | 0.0 | 0.0 | 0 | 0 | 0 | 0 | 0 | 0 | 0 |

CALEB MURPHY'S NFL STATISTICS

REGULAR SEASON

| Year | Team | REGULAR SEASON | | TACKLES | | | | | | | INTERCEPTIONS | | | | | FUMBLES | | | |
|-------------------|-----------|----------------|----------|----------|----------|----------|------------|------------|----------|----------|---------------|----------|----------|----------|----------|----------|----------|----------|----------|
| | | GP | GS | Tot | Solo | Asst | Sk | Yds | QBP | TFL | No | Yds | Lg | TD | PD | FF | FR | Yds | SpT |
| 2023 | Tennessee | 1 | 0 | 0 | 0 | 0 | 0.0 | 0.0 | 0 | 0 | 0 | 0 | 0 | 0 | 0 | 0 | 0 | 0 | 0 |
| NFL Totals | | 1 | 0 | 0 | 0 | 0 | 0.0 | 0.0 | 0 | 0 | 0 | 0 | 0 | 0 | 0 | 0 | 0 | 0 | 0 |

Single-Game Highs

Tackles -

Special Teams Tackles -



O SEAN MURPHY-BUNTING

CORNERBACK • 6'0" • 195 LBS • COLLEGE: CENTRAL MICHIGAN
ACQUIRED: UNRESTRICTED FREE AGENT - 2023 (TB)
NFL EXPERIENCE (NFL/TITANS): 5/1 • HOMETOWN: MACOMB, MICH.
GAMES PLAYED/GAMES STARTED: 62/45 (PLAYOFFS: 6/5)



Super Bowl: 2020

PRO: The Titans entered the 2023 offseason looking to add an experienced piece to their secondary. The club found just that when it signed Super Bowl Champion Sean Murphy-Bunting as an unrestricted free agent on March 21, 2023. The 6-foot, 195-pounder arrived in Tennessee having collected nine total interceptions, including three in the postseason, and 21 passes defended in four seasons (2019-22) with the Tampa Bay Buccaneers. Murphy-Bunting originally entered the league as a second-round pick of the Buccaneers out of Central Michigan.

CAREER HIGHLIGHTS:

- In 2020, Murphy-Bunting won Super Bowl LV after starting all four postseason contests and collecting 19 tackles and a team-high three interceptions. He also set a career-high with 66 tackles in the regular season.
- Murphy-Bunting recorded an interception in each of his first three career playoff contests, joining Hall of Famers Aeneas Williams (four-consecutive games) and Ed Reed, as well as Jason Sehorn as the only four players in the Super Bowl era with an interception in each of their first three career postseason games.
- In 2019, Murphy-Bunting was selected to the PFWA All-Rookie team after tying for the lead among NFL rookies with three interceptions.

TITANS TIDBITS:

- In 2022, Murphy-Bunting hosted his SMB Champ Camp back home at Chippewa Valley High School. When greeting campers at midfield, Scott Merchant, the head coach at Chippewa Valley, surprised him by retiring his No. 1 jersey. It was the first number to be retired in the school's history.
- Murphy-Bunting attended Central Michigan on a grayshirt offer after receiving zero Division I offers. He made that offer pay off by shining on the field and being named All-Mid-American Conference first team and Central Michigan's Defensive Player of the Year in 2018.
- Murphy-Bunting teamed up with his mother, Kim Murphy, to found Successful Jocks, a non-profit organization dedicated to making a difference in the lives of student-athletes. In 2020, the organization donated \$20,000 in scholarships to two recipients in Michigan and two in the Tampa area. Murphy-Bunting also pledged to donate money back to Successful Jocks for every interception and pass deflection during the 2020 season, and the Buccaneers matched his donation.

CAREER TRANSACTIONS:

- The Macomb, Mich., native was selected by the Tampa Bay Buccaneers in the second round (39th overall) of the 2019 NFL Draft.
- Signed by the Titans as an unrestricted free agent on March 21, 2023.

SEASON RECAPS:

- 2023 (9/9 - Tennessee):** Tied for the team lead with five passes defended. Has led or tied for the team lead in passes defended three times in 2023 (vs. LAC, vs. BAL, vs. CAR). Posted a career-high three passes defended against the L.A. Chargers (9/17/23).
- At New Orleans (9/10), started at cornerback and notched six tackles and a forced fumble in his Titans debut. Forced a Jamaal Williams fumble that was recovered by the running back late in the fourth quarter.
 - Against L.A. Chargers (9/17), started at cornerback and collected five tackles. Led the team with a career-best three passes defended. Broke up a pass intended for Keenan Allen in the end zone in the first quarter. Defended a pass intended for Mike Williams in the fourth stanza. Batted down a pass intended for Mike Williams on the first play of overtime.
 - At Cleveland (9/24), tallied six tackles, a forced fumble and a fumble

recovery. Forced an Elijah Moore fumble, recovered it and returned it five yards to the Browns' 17-yard line late in the first quarter.

- Against Cincinnati (10/1), posted five tackles.
- At Indianapolis (10/8), recorded four tackles and a quarterback pressure.
- In London, against Baltimore (10/15), registered three tackles with an interception. Picked off a Lamar Jackson pass intended to Rashod Bateman and returned it 10 yards to set up a Titans' touchdown in the third quarter.
- Against Atlanta (10/29), notched two tackles.
- At Pittsburgh (11/2), started at cornerback and tallied a tackle before leaving the game in the first quarter with an injury.
- At Tampa Bay (11/12), was inactive.
- At Jacksonville (11/19), was inactive.
- Against Carolina (11/26), returned to the lineup as a starter at cornerback and posted three tackles with a pass defended and a quarterback pressure. Teamed with Jack Gibbens to break up a pass intended for Adam Thielen in the second quarter.

2022 (12/5, 1/1 - Tampa Bay): Saw action in 12 games with five starts at cornerback and posted 27 tackles, two interceptions, a forced fumble and seven passes defended. Was inactive for five contests. Started the postseason contest and recorded six tackles.

- Against Kansas City (10/2), intercepted a Patrick Mahomes pass intended for JuJu Smith-Schuster and returned it 33 yards in the fourth quarter.
- Against L.A. Rams (11/6), produced a season-high six tackles, including a stop for loss.
- Against Carolina (1/1), posted three tackles and intercepted a Sam Darnold pass in the third stanza.
- Against Dallas (1/16), tied a career-best with six tackles in the Wild Card matchup.

2021 (9/8, 1/0 - Tampa Bay): Played in nine games with eight starts at cornerback and notched 42 tackles, three passes defended and a forced fumble. Placed on injured reserve on Sept. 13 and missed eight games before being designated to return on Nov. 22. Played as a reserve in a Divisional postseason contest and posted four tackles and a fumble recovery. Was inactive for the Wild Card round.

- Against N.Y. Giants (11/22), returned to the lineup and registered seven tackles and a forced fumble.
- At Indianapolis (11/28), notched five tackles and two passes defended.
- Against Buffalo (12/12), tallied eight tackles in overtime win.
- Against L.A. Rams (1/23), returned to action in Divisional Round matchup, notching four tackles and recovering a fumble to help set up a Buccaneers' touchdown.

2020 (16/13, 4/4 - Tampa Bay): Saw action in all 16 games with 13 starts at cornerback and recorded 66 tackles, three passes defended, an interception, three stops for loss, a forced fumble and a fumble recovery. Started his first four postseason contests and notched 19 tackles, a team-best three interceptions, a stop for loss and five passes defended.

- Against Green Bay (10/18), recorded four tackles and a quarterback hit. Was a part of a defense that limited the Packers to just 201 net yards, the fewest allowed by a Buccaneers defense since 2010. Aaron Rodgers posted a quarterback rating of 35.4, the third-lowest single-game mark of his career.
- At N.Y. Giants (11/2), posted his first interception of the season, intercepting a pass from Daniel Jones to help set up a Buccaneers' scoring drive. Also had four tackles and two special teams tackles on Monday

Night Football.

- Against L.A. Rams (11/23), tallied a career-high 10 tackles, including a career-best two for loss.
- Against Atlanta (1/3), in the fourth quarter, forced a Calvin Ridley fumble and recovered it, helping set up a Buccaneers' touchdown. Also added six tackles and a pass defended.
- At Washington (1/9), recorded two tackles and intercepted a pass that was deflected by Kevin Minter, helping set up a Buccaneers' touchdown drive in the Wild Card matchup.
- At New Orleans (1/17), intercepted a pass from Drew Brees in the second quarter, returning it to the New Orleans' three-yard line, helping set up Tampa Bay's first touchdown of the day. Finished Divisional playoff game with five tackles, including a stop for loss and two passes defended. Joined Ronde Barber as the only players in Bucs franchise history to record postseason interceptions in consecutive contests.
- At Green Bay (1/24/21), intercepted a pass from Aaron Rodgers with 34 seconds remaining in the first half, helping set up Tom Brady's touchdown pass to Scotty Miller. Finished the NFC Championship Game with six tackles.
- Against Kansas City in Super Bowl LV (2/7), recorded six tackles and one pass defended. Part of a defense that forced Patrick Mahomes into a 52.3 passer rating - the lowest of any game in his career (regular season or postseason) - while holding the Chiefs to just nine points.

2019 (16/10 - Tampa Bay): Named to the Pro Football Writers of America All-Rookie team. Played in all 16 games with 10 starts as a rookie and recorded 43 tackles, including a stop for loss, a sack, a team-leading three interceptions (one returned for touchdown), eight passes defended and a forced fumble. Also added a tackle on special teams. His three interceptions tied for the most among NFL rookies.

- At New Orleans (10/6), registered his first career interception by picking off Teddy Bridgewater. Added four tackles.
- Against New Orleans (11/17), recorded five tackles and one pass defended.
- At Atlanta (11/24), led the team with nine tackles.
- At Jacksonville (12/1), ended a fourth-quarter Jaguars' drive by intercepting Gardner Minshew II in the end zone to help preserve win.
- At Detroit (12/15), led the team with eight tackles and recorded his first career touchdown when he returned an interception 70 yards for a score in the fourth quarter.
- Against Houston (12/21), recorded his first career sack by dropping Deshaun Watson for a seven-yard loss and his first career forced fumble to go along with four tackles and a pass defended.

COLLEGE:

- Played in 38 career games with 25 starts at Central Michigan (2016-18), totaling 104 tackles, 15 passes defended, nine interceptions, four forced fumbles, 3.5 stops for loss and a fumble recovery.
- As a junior (2018), named first-team All-Mid-American Conference and

Chippewas' Defensive Player of the Year after starting 11 of 12 games and recording 37 tackles, five passes defended, three stops for loss, two forced fumbles and a team-leading two interceptions.

- As a sophomore (2017), started all 13 games and registered 49 tackles, five passes defended, five interceptions, two forced fumbles and a fumble recovery. His five interceptions tied for the second-most in the MAC, trailing only teammate Josh Cox.
- As a true freshman (2016), played in all 13 games with one start, notching 18 tackles, five passes defended and two interceptions.

PERSONAL:

- Attended Chippewa Valley (Macomb, Mich.) High School.
- As a senior at Chippewa Valley, he became a two-way football standout as a receiver and defensive back.
- Also played basketball and baseball. Murphy-Bunting initially thought his future as a college athlete would be in baseball.
- Murphy-Bunting grew up in a home with five brothers.
- Follow Murphy-Bunting on Twitter at @seanbunting_.
- Follow Murphy-Bunting on Instagram at @seanmurphybunting.
- Born Sean Bunting on June 19, 1997 in Macomb Township, Mich.

SEAN MURPHY-BUNTING'S GAME-BY-GAME

2019 Tampa Bay Buccaneers

| Date | Opp | W/L | P/S | Tot Solo Asst | Sk - Yds | QBP | TFL | Int - Yds | -TD | PD | FF | FR - Yds | SpT | | | | | | |
|---------------|-------|-----|------------|---------------|-----------|-----------|----------|------------|------------|----------|----------|----------|-----------|----------|----------|----------|----------|----------|----------|
| Sept 8 | SF | L | p | 0 | 0 | 0.0 | 0.0 | 0 | 0 | 0 | 0 | 0 | 0 | | | | | | |
| Sept 12 | @ Car | W | p | 0 | 0 | 0.0 | 0.0 | 0 | 0 | 0 | 0 | 0 | 1 | | | | | | |
| Sept 22 | NYG | L | p | 1 | 1 | 0.0 | 0.0 | 0 | 0 | 0 | 0 | 0 | 0 | | | | | | |
| Sept 29 | @ LAR | W | p | 0 | 0 | 0.0 | 0.0 | 0 | 0 | 0 | 1 | 0 | 0 | | | | | | |
| Oct 6 | @ NO | L | p | 4 | 3 | 1.0 | 0.0 | 0 | 0 | 1 | 14 | 0 | 0 | | | | | | |
| Oct 13 | Car | L | S | 0 | 0 | 0.0 | 0.0 | 0 | 0 | 0 | 0 | 0 | 0 | | | | | | |
| Oct 27 | @ Ten | L | p | 2 | 2 | 0.0 | 0.0 | 0 | 0 | 0 | 0 | 1 | 0 | | | | | | |
| Nov 3 | @ Sea | L | S | 3 | 2 | 1.0 | 0.0 | 0 | 0 | 0 | 0 | 0 | 0 | | | | | | |
| Nov 10 | Ari | W | S | 3 | 2 | 1.0 | 0.0 | 0 | 0 | 0 | 0 | 0 | 0 | | | | | | |
| Nov 17 | NO | L | S | 5 | 5 | 0.0 | 0.0 | 0 | 0 | 0 | 1 | 1 | 0 | | | | | | |
| Nov 24 | @ Atl | W | S | 9 | 7 | 2.0 | 0.0 | 0 | 0 | 0 | 0 | 0 | 0 | | | | | | |
| Dec 1 | @ Jax | W | S | 0 | 0 | 0.0 | 0.0 | 0 | 0 | 1 | 4 | 2 | 0 | | | | | | |
| Dec 8 | Ind | W | S | 2 | 1 | 1.0 | 0.0 | 0 | 0 | 0 | 0 | 0 | 0 | | | | | | |
| Dec 15 | @ Det | W | S | 8 | 8 | 0.0 | 0.0 | 0 | 0 | 1 | 70 | 1 | 0 | | | | | | |
| Dec 21 | Hou | L | S | 4 | 4 | 0.0 | 1.0 | 7.0 | 1 | 0 | 1 | 0 | 0 | | | | | | |
| Dec 29 | Atl | L | S | 2 | 1 | 1.0 | 0.0 | 0.0 | 0 | 0 | 0 | 0 | 0 | | | | | | |
| Totals | | | 7-9 | 16/10 | 43 | 36 | 7 | 1.0 | 7.0 | 1 | 0 | 3 | 88 | 1 | 8 | 1 | 0 | 0 | 1 |

2020 Tampa Bay Buccaneers

| Date | Opp | W/L | P/S | Tot Solo Asst | Sk - Yds | QBP | TFL | Int - Yds | -TD | PD | FF | FR - Yds | SpT | | | | | | |
|---------------|------|-----|-------------|---------------|-----------|-----------|-----------|------------|------------|----------|----------|----------|----------|----------|----------|----------|----------|----------|----------|
| Sept 13 | @NO | L | S | 5 | 4 | 1 | 0 | 0 | 0 | 1 | 0 | 0 | 0 | 0 | 0 | 0 | 0 | 0 | 0 |
| Sept 20 | Car | W | S | 4 | 3 | 1 | 0 | 0 | 0 | 0 | 0 | 0 | 0 | 0 | 0 | 0 | 0 | 0 | 0 |
| Sept 27 | @Den | W | S | 0 | 0 | 0 | 0 | 0 | 0 | 0 | 0 | 0 | 1 | 0 | 0 | 0 | 0 | 0 | 0 |
| Oct 4 | LAC | W | S | 2 | 2 | 0 | 0 | 0 | 0 | 0 | 0 | 0 | 0 | 0 | 0 | 0 | 0 | 0 | 0 |
| Oct 8 | @Chi | L | S | 6 | 5 | 1 | 0 | 0 | 0 | 0 | 0 | 0 | 0 | 0 | 0 | 0 | 0 | 0 | 1 |
| Oct 18 | GB | W | S | 4 | 3 | 1 | 0 | 0 | 1 | 0 | 0 | 0 | 0 | 0 | 0 | 0 | 0 | 0 | 0 |
| Oct 25 | @LV | W | S | 2 | 2 | 0 | 0 | 0 | 2 | 0 | 0 | 0 | 0 | 0 | 0 | 0 | 0 | 0 | 0 |
| Nov 2 | @NYG | W | p | 4 | 3 | 1 | 0 | 0 | 1 | 0 | 1 | 0 | 0 | 1 | 0 | 0 | 0 | 0 | 2 |
| Nov 8 | NO | L | p | 4 | 2 | 2 | 0 | 0 | 1 | 0 | 0 | 0 | 0 | 0 | 0 | 0 | 0 | 0 | 0 |
| Nov 15 | @Car | W | S | 2 | 2 | 0 | 0 | 0 | 0 | 0 | 0 | 0 | 0 | 0 | 0 | 0 | 0 | 0 | 1 |
| Nov 23 | LAR | L | p | 10 | 5 | 5 | 0 | 0 | 0 | 2 | 0 | 0 | 0 | 0 | 0 | 0 | 0 | 0 | 0 |
| Nov 29 | KC | L | S | 5 | 5 | 0 | 0 | 0 | 0 | 0 | 0 | 0 | 0 | 0 | 0 | 0 | 0 | 0 | 0 |
| Dec 13 | Min | W | S | 5 | 4 | 1 | 0 | 0 | 0 | 0 | 0 | 0 | 0 | 0 | 0 | 0 | 0 | 0 | 0 |
| Dec 20 | @Atl | W | S | 5 | 4 | 1 | 0 | 0 | 0 | 0 | 0 | 0 | 0 | 0 | 0 | 0 | 0 | 0 | 0 |
| Dec 26 | @Det | W | S | 2 | 2 | 0 | 0 | 0 | 0 | 0 | 0 | 0 | 0 | 0 | 0 | 0 | 0 | 0 | 0 |
| Jan 3 | Atl | W | S | 6 | 5 | 1 | 0 | 0 | 0 | 0 | 0 | 0 | 0 | 1 | 1 | 1 | 3 | 0 | 0 |
| Totals | | | 11-5 | 16/13 | 66 | 51 | 15 | 0.0 | 0.0 | 5 | 3 | 1 | 0 | 0 | 3 | 1 | 1 | 3 | 4 |

Playoffs

| | | | | | | | | | | | | | | | | | | | |
|---------------|-------|---|------------|------------|-----------|-----------|----------|------------|------------|----------|----------|----------|-----------|----------|----------|----------|----------|----------|----------|
| Jan 9 | @ Was | W | S | 2 | 1 | 1 | 0.0 | 0.0 | 0 | 0 | 1 | 0 | 0 | 1 | 0 | 0 | 0 | 0 | 0 |
| Jan 17 | @ NO | W | S | 5 | 5 | 0.0 | 0.0 | 0 | 1 | 1 | 36 | 2 | 0 | 0 | 0 | 0 | 0 | 0 | 0 |
| Jan 24 | @ GB | W | S | 6 | 6 | 0.0 | 0.0 | 0 | 0 | 1 | 0 | 0 | 1 | 0 | 0 | 0 | 0 | 0 | 0 |
| Feb 7 | KC | W | S | 6 | 3 | 3 | 0.0 | 0.0 | 0 | 0 | 0 | 0 | 0 | 1 | 0 | 0 | 0 | 0 | 0 |
| Totals | | | 4-0 | 4/4 | 19 | 15 | 4 | 0.0 | 0.0 | 0 | 1 | 3 | 36 | 0 | 5 | 0 | 0 | 0 | 0 |

2021 Tampa Bay Buccaneers

| Date | Opp | W/L | P/S | Tot Solo Asst | Sk - Yds | QBP | TFL | Int - Yds | -TD | PD | FF | FR - Yds | SpT | | | | | | |
|---------------|-------|-----|-------------|---------------|-----------|-----------|-----------|------------|------------|----------|----------|----------|----------|----------|----------|----------|----------|----------|----------|
| Sept 9 | Dal | W | S | 2 | 1 | 1 | 0.0 | 0.0 | 0 | 0 | 0 | 0 | 0 | 0 | 0 | 0 | 0 | 0 | 0 |
| Sept 19 | Atl | W | IR | | | | | | | | | | | | | | | | |
| Sept 26 | @ LAR | L | IR | | | | | | | | | | | | | | | | |
| Oct 3 | @ NE | W | IR | | | | | | | | | | | | | | | | |
| Oct 10 | Mia | W | IR | | | | | | | | | | | | | | | | |
| Oct 14 | @ Phi | W | IR | | | | | | | | | | | | | | | | |
| Oct 24 | Chi | W | IR | | | | | | | | | | | | | | | | |
| Oct 31 | @ NO | L | IR | | | | | | | | | | | | | | | | |
| Nov 14 | @ WAS | L | IR | | | | | | | | | | | | | | | | |
| Nov 22 | NYG | W | S | 7 | 7 | 0 | 0.0 | 0.0 | 0 | 0 | 0 | 0 | 0 | 0 | 1 | 0 | 0 | 0 | 0 |
| Nov 28 | @ Ind | W | S | 5 | 2 | 3 | 0.0 | 0.0 | 0 | 0 | 0 | 0 | 0 | 2 | 0 | 0 | 0 | 0 | 0 |
| Dec 5 | @ Atl | W | S | 5 | 3 | 2 | 0.0 | 0.0 | 0 | 0 | 0 | 0 | 0 | 0 | 0 | 0 | 0 | 0 | 1 |
| Dec 12 | Buf | W | S | 8 | 7 | 1 | 0.0 | 0.0 | 0 | 0 | 0 | 0 | 0 | 0 | 0 | 0 | 0 | 0 | 0 |
| Dec 19 | NO | L | S | 5 | 3 | 2 | 0.0 | 0.0 | 0 | 0 | 0 | 0 | 0 | 0 | 0 | 0 | 0 | 0 | 0 |
| Dec 26 | @ Car | W | S | 4 | 2 | 2 | 0.0 | 0.0 | 0 | 1 | 0 | 0 | 0 | 1 | 0 | 0 | 0 | 0 | 0 |
| Jan 2 | @ NYJ | W | p | 2 | 2 | 0 | 0.0 | 0.0 | 0 | 0 | 0 | 0 | 0 | 0 | 0 | 0 | 0 | 0 | 0 |
| Jan 9 | Car | W | S | 4 | 2 | 2 | 0.0 | 0.0 | 0 | 0 | 0 | 0 | 0 | 0 | 0 | 0 | 0 | 0 | 0 |
| Totals | | | 13-4 | 9/8 | 42 | 29 | 13 | 0.0 | 0.0 | 0 | 1 | 0 | 0 | 0 | 3 | 1 | 0 | 0 | 1 |

Playoffs

| | | | | | | | | | | | | | | | | | | | |
|---------------|-----|---|------------|------------|----------|----------|----------|------------|------------|----------|----------|----------|----------|----------|----------|----------|----------|-----------|----------|
| Jan 23 | LAR | L | p | 4 | 2 | 2 | 0.0 | 0.0 | 0 | 0 | 0 | 0 | 0 | 0 | 0 | 1 | 10 | 0 | 0 |
| Totals | | | 0-1 | 1/0 | 4 | 2 | 2 | 0.0 | 0.0 | 0 | 0 | 0 | 0 | 0 | 0 | 0 | 1 | 10 | 0 |

2022 Tampa Bay Buccaneers

| Date | Opp | W/L | P/S | Tot Solo Asst | Sk - Yds | QBP | TFL | Int - Yds | -TD | PD | FF | FR - Yds | SpT | | | | | | |
|---------------|-------|-----|-------------|---------------|-----------|-----------|-----------|------------|------------|----------|----------|----------|-----------|----------|----------|----------|----------|----------|----------|
| Sept 11 | @ Dal | W | p | 0 | 0 | 0 | 0 | 0 | 0 | 0 | 0 | 0 | 0 | 0 | 0 | 0 | 0 | 0 | 0 |
| Sept 18 | @ NO | W | p | 0 | 0 | 0 | 0 | 0 | 0 | 0 | 0 | 0 | 0 | 0 | 0 | 0 | 0 | 0 | 1 |
| Sept 25 | GB | L | p | 0 | 0 | 0 | 0 | 0 | 0 | 0 | 0 | 0 | 0 | 0 | 0 | 0 | 0 | 0 | 0 |
| Oct 2 | KC | L | p | 1 | 0 | 1 | 0 | 0 | 0 | 0 | 1 | 33 | 0 | 1 | 0 | 0 | 0 | 0 | 2 |
| Oct 9 | Atl | W | p | 2 | 1 | 1 | 0 | 0 | 0 | 1 | 0 | 0 | 0 | 0 | 0 | 0 | 0 | 0 | 0 |
| Oct 16 | @ Pit | W | IA | | | | | | | | | | | | | | | | |
| Oct 23 | @ Car | W | IA | | | | | | | | | | | | | | | | |
| Oct 27 | Bal | L | IA | | | | | | | | | | | | | | | | |
| Nov 6 | LAR | W | S | 6 | 4 | 2 | 0 | 0 | 0 | 1 | 0 | 0 | 0 | 0 | 0 | 0 | 0 | 0 | 0 |
| Nov 13 | Sea | W | p | 3 | 3 | 0 | 0 | 0 | 0 | 0 | 0 | 0 | 0 | 0 | 0 | 0 | 0 | 0 | 0 |
| Nov 27 | @ Cle | L | p | 2 | 2 | 0 | 0 | 0 | 0 | 0 | 0 | 0 | 0 | 0 | 0 | 0 | 0 | 0 | 0 |
| Dec 5 | NO | W | IA | | | | | | | | | | | | | | | | |
| Dec 11 | @ SF | W | IA | | | | | | | | | | | | | | | | |
| Dec 18 | Cin | L | S | 2 | 0 | 2 | 0 | 0 | 0 | 0 | 0 | 0 | 0 | 0 | 1 | 0 | 0 | 0 | 1 |
| Dec 25 | @ Ari | W | S | 4 | 3 | 1 | 0 | 0 | 0 | 0 | 0 | 0 | 0 | 2 | 0 | 0 | 0 | 0 | 0 |
| Jan 1 | Car | W | S | 3 | 2 | 1 | 0 | 0 | 0 | 0 | 1 | 0 | 0 | 2 | 1 | 0 | 0 | 0 | 0 |
| Jan 8 | @ Atl | L | S | 4 | 2 | 2 | 0 | 0 | 0 | 0 | 0 | 0 | 0 | 0 | 1 | 0 | 0 | 0 | 0 |
| Totals | | | 11-6 | 12/5 | 27 | 17 | 10 | 0.0 | 0.0 | 1 | 1 | 2 | 33 | 0 | 7 | 1 | 0 | 0 | 4 |

Playoffs

| | | | | | | | | | | | | | | | | | | | |
|---------------|-----|---|------------|------------|----------|----------|----------|------------|------------|----------|----------|----------|----------|----------|----------|----------|----------|----------|----------|
| Jan 16 | Dal | L | S | 6 | 4 | 2 | 0.0 | 0.0 | 0 | 0 | 0 | 0 | 0 | 0 | 0 | 0 | 0 | 0 | 0 |
| Totals | | | 0-1 | 1/1 | 6 | 4 | 2 | 0.0 | 0.0 | 0 | 0 | 0 | 0 | 0 | 0 | 0 | 0 | 0 | 0 |

2023 Tennessee Titans

| Date | Opp | W/L | P/S | Tot Solo Asst | Sk - Yds | QBP | TFL | Int - Yds | -TD | PD | FF | FR - Yds | SpT | | | | | | |
|---------|-------|-----|-----|---------------|----------|-----|-----|-----------|-----|----|----|----------|-----|---|---|---|---|---|---|
| Sept 10 | @ NO | L | S | 6 | 4 | 2 | 0.0 | 0.0 | 0 | 0 | 0 | 0 | 0 | 1 | 0 | 0 | 0 | 0 | 0 |
| Sept 17 | LAC | W | S | 5 | 2 | 3 | 0.0 | 0.0 | 0 | 0 | 0 | 0 | 0 | 3 | 0 | 0 | 0 | 0 | 0 |
| Sept 24 | @ Cle | L | S | 6 | 6 | 0 | 0.0 | 0.0 | 0 | 0 | 0 | 0 | 0 | 1 | 1 | 5 | 0 | 0 | 0 |
| Oct 1 | Cin | W | S | 5 | 3 | 2 | 0.0 | 0.0 | 0 | 0 | 0 | 0 | 0 | 0 | 0 | 0 | 0 | 0 | 0 |
| Oct 8 | @ Ind | L | S | 4 | 3 | 1 | 0.0 | 0.0 | 1 | 0 | 0 | 0 | 0 | 0 | 0 | 0 | 0 | 0 | 0 |
| Oct 15 | Bal | L | S | 3 | 3 | 0 | 0.0 | 0.0 | 0 | 0 | 1 | 10 | 0 | 1 | 0 | 0 | 0 | 0 | 0 |
| Oct 29 | Atl | W | S | 2 | 0 | 2 | 0.0 | 0.0 | 0 | 0 | 0 | 0 | 0 | 0 | 0 | 0 | 0 | 0 | 0 |
| Nov 2 | @ Pit | L | S | 1 | 0 | 1 | 0.0 | 0.0 | 0 | 0 | 0 | 0 | 0 | 0 | 0 | 0 | 0 | 0 | 0 |
| Nov 12 | @ TB | L | IA | | | | | | | | | | | | | | | | |
| Nov 19 | @ Jax | L | IA | | | | | | | | | | | | | | | | |
| Nov 26 | Car | W | S | 3 | 2 | | | | | | | | | | | | | | |

SEAN MURPHY-BUNTING'S NFL STATISTICS

| REGULAR SEASON | | | | TACKLES | | | | | | | INTERCEPTIONS | | | | | FUMBLES | | | |
|-------------------|-----------|-----------|-----------|------------|------------|-----------|------------|------------|----------|----------|---------------|------------|------------|----------|-----------|----------|----------|----------|-----------|
| Year | Team | GP | GS | Tot | Solo | Asst | Sk | Yds | QBP | TFL | No | Yds | Lg | TD | PD | FF | FR | Yds | SpT |
| 2019 | Tampa Bay | 16 | 10 | 43 | 36 | 7 | 1.0 | 7.0 | 1 | 1 | 3 | 88 | 70t | 1 | 8 | 1 | 0 | 0 | 1 |
| 2020 | Tampa Bay | 16 | 13 | 66 | 51 | 15 | 0.0 | 0.0 | 5 | 3 | 1 | 0 | 0 | 0 | 3 | 1 | 1 | 3 | 4 |
| 2021 | Tampa Bay | 9 | 8 | 42 | 29 | 13 | 0.0 | 0.0 | 0 | 1 | 0 | 0 | 0 | 0 | 3 | 1 | 0 | 0 | 1 |
| 2022 | Tampa Bay | 12 | 5 | 27 | 17 | 10 | 0.0 | 0.0 | 1 | 1 | 2 | 33 | 33 | 0 | 7 | 1 | 0 | 0 | 4 |
| 2023 | Tennessee | 9 | 9 | 35 | 23 | 12 | 0.0 | 0.0 | 2 | 0 | 1 | 10 | 10 | 0 | 5 | 2 | 1 | 5 | 0 |
| NFL Totals | | 62 | 45 | 213 | 156 | 57 | 1.0 | 7.0 | 9 | 6 | 7 | 131 | 70t | 1 | 26 | 6 | 2 | 8 | 10 |

| PLAYOFFS | | | | TACKLES | | | | | | | INTERCEPTIONS | | | | | FUMBLES | | | |
|-------------------|-----------|----------|----------|-----------|-----------|----------|------------|------------|----------|----------|---------------|-----------|-----------|----------|----------|----------|----------|----------|----------|
| Year | Team | GP | GS | Tot | Solo | Asst | Sk | Yds | QBP | TFL | No | Yds | Lg | TD | PD | FF | FR | Yds | SpT |
| 2020 | Tampa Bay | 4 | 4 | 19 | 15 | 4 | 0.0 | 0.0 | 0 | 1 | 3 | 36 | 36 | 0 | 5 | 0 | 0 | 0 | 0 |
| 2021 | Tampa Bay | 1 | 0 | 4 | 2 | 2 | 0.0 | 0.0 | 0 | 0 | 0 | 0 | 0 | 0 | 0 | 0 | 1 | 0 | 0 |
| 2022 | Tampa Bay | 1 | 1 | 6 | 4 | 2 | 0.0 | 0.0 | 0 | 0 | 0 | 0 | 0 | 0 | 0 | 0 | 0 | 0 | 0 |
| NFL Totals | | 6 | 5 | 29 | 21 | 8 | 0.0 | 0.0 | 0 | 1 | 3 | 36 | 36 | 0 | 5 | 0 | 1 | 0 | 0 |

Single-Game Highs

Tackles - 10 vs. L.A. Rams (11/23/20)
 Interceptions - **1 (Seven times, last vs. Baltimore 10/15/23)**
 Passes Defensed - **3 vs. L.A. Chargers (9/17/23)**
 Quarterback Pressures - 2 at Las Vegas (10/25/20)
 Forced Fumble - **1 (Six times, last at Cleveland 9/24/23)**
 Fumble Recovery - **1 (Twice, last at Cleveland 9/24/23)**

Playoff Single-Game Highs

Tackles - 6 (Three times, last vs. Dallas 1/16/23)
 Interceptions - 1 (Three times, last at Green Bay 1/24/21)
 Passes Defensed - 2 at New Orleans (1/17/21)

Additional Statistics

Touchdowns - 1 (70-yard interception return at Detroit, 12/15/19)



85 CHIG OKONKWO

TIGHT END • 6'3" • 238 LBS • COLLEGE: MARYLAND
ACQUIRED: 4TH ROUND - 2022 • NFL EXPERIENCE (NFL/TITANS): 2/2
HOMETOWN: POWDER SPRINGS, GA.
GAMES PLAYED/GAMES STARTED: 28/15 (PLAYOFFS: 0/0)



PRO: The Titans selected Chig Okonkwo ("CHIGG oh-KAHN-kwoh") in the fourth round (143rd overall) of the 2022 NFL Draft to bring both receiving athleticism and blocking ability to the tight ends unit. During his rookie season, the 6-foot-3-inch, 238-pounder appeared in all 17 games with eight starts and totaled 32 receptions for 450 yards and three touchdowns. His yardage total ranked second on the team and established a new record for franchise rookie tight ends. He was named to the Pro Football Writers of America All-Rookie team. The Powder Springs, Ga., native appeared in 37 games with 20 starts over four seasons (2018-21) at Maryland and caught 77 passes for 717 yards and eight touchdowns. Okonkwo also added three carries for 72 yards and three touchdowns, including a career-long rush of 54 yards.

CAREER HIGHLIGHTS:

- As a rookie in 2022, Okonkwo was named to the Pro Football Writers of America All-Rookie team. He saw action in all 17 games and totaled 32 receptions for 450 yards with three touchdowns. His yardage total ranked second on the team and established a new record for franchise rookie tight ends.
- In 2021, Okonkwo's 52 receptions ranked second-most by a tight end in a single season in Maryland history, behind only Frank Wycheck (58; 1990). Okonkwo's 447 receiving yards were the most by a Terps tight end since Vernon Davis (871; 2005).

TITANS TIDBITS:

- Okonkwo's father, Charlton, passed away of a heart attack when Okonkwo was 15. According to his mother, Isioma, who emigrated from Nigeria, "In our culture, the boys, even if they're young or not, they're always considered more important. When my husband passed, the people who came let him know that he's the man and now he has the responsibility to take care of his mom and his sisters." According to Okonkwo, "In our culture, [being] the man in the house is a really big deal. As the only male, I was the one giving my mom support."
- Okonkwo sat out the 2020 season with myocarditis due to COVID.
- Okonkwo is a cat lover and has a feline named Sage.
- Okonkwo and his two sisters played tennis growing up at the encouragement of their father. Okonkwo played from the time he was five or six until he was 12.
- He was a member of the Big Ten's Anti-Hate and Anti-Racism Coalition.
- In his free time, Okonkwo enjoys watching anime.

CAREER TRANSACTIONS:

- The Powder Springs, Ga., native was selected by the Titans in the fourth round (143rd overall) of the 2022 NFL Draft.

SEASON RECAPS:

2023 (11/7): Ranks second on the team with 32 receptions and ranks fourth on the squad with 251 receiving yards. Has tied for the team lead in receptions three times in 2023 (vs. LAC, vs. ATL, vs. CAR).

- At New Orleans (9/10), started at tight end.
- Against L.A. Chargers (9/17), tied for the team lead with four catches for 35 yards. Snared a 20-yard reception during the Titans' second touchdown drive in the third quarter.
- At Cleveland (9/24), started at tight end and caught three passes for seven yards.
- Against Cincinnati (10/1), played as a reserve at tight end and collected three receptions for 29 yards.
- At Indianapolis (10/8), started at tight end and hauled in five passes for

33 yards. Hauled in a six-yard pass on third-and-two during the Titans' opening scoring drive in the first quarter.

- In London, against Baltimore (10/15), played as a reserve at tight end and caught two passes for 18 yards.
- Against Atlanta (10/29), started at tight end and tied for the team lead with four receptions for 23 yards. Kept the Titans' second touchdown drive alive with a four-yard catch on third-and-one in the second stanza. Took a handoff and rushed for four yards and a first down on third-and-one in the second quarter. Extended the Titans' final touchdown drive with a 10-yard grab on third-and-four in the final stanza.
- At Pittsburgh (11/2), started at tight end and snared three receptions for 28 yards.
- At Tampa Bay (11/12), started at tight end and caught three passes for 27 yards. Kept the Titans' second scoring drive alive with a 15-yard reception on third-and-four early in the final stanza.
- At Jacksonville (11/19), played as a reserve at tight end and hauled in one pass for six yards.
- Against Carolina (11/26), saw action as a reserve at tight end and tied for the team lead with four receptions for 45 yards. Posted a special teams tackle on coverage units. Helped set up the Titans' first touchdown with a 25-yard grab down to the Panthers' one-yard line.

2022 (17/8): Named to the Pro Football Writers of America All-Rookie team. Played in all 17 games with eight starts and set a franchise rookie tight end record and ranked second on the team with 450 receiving yards. Ranked fifth on the squad with 32 receptions. Added three receiving touchdowns. Tied for fifth on the team with seven special teams tackles. Rushed three times for two yards. Okonkwo was one of the NFL's most productive tight ends during the second half of his rookie season. From Week 9 through the end of the season, his 398 receiving yards ranked fifth in the NFL. Led or tied for the team lead in receptions three times in 2022 (at PHI, vs. JAX, at LAC). Led the team in receiving yards four times in 2022 (at IND, at KC, at PHI, at JAX). Led or tied for the team lead in special teams tackles twice in 2022 (at PHI, vs. HOU).

- Against N.Y. Giants (9/11), made his NFL debut as a reserve at tight end and registered his first career reception for 11 yards in the fourth quarter.
- At Indianapolis (10/2), made his first career start at tight end and led the team with 38 receiving yards on three catches, including his first career touchdown grab. Set up the Titans' second touchdown with a 23-yard grab down the left sideline. Increased the Titans' lead to 24-3 with an eight-yard touchdown grab over the middle in the second quarter. Sealed the victory with a seven-yard grab on third-and-four late in the fourth quarter allowing the Titans to run out the clock.
- At Kansas City (11/6), started at tight end and led the team with 48 receiving yards. Snared a reception on a tight end screen and raced 48 yards on the Titans' first play from scrimmage. Helped flip field position by keeping a 57-yard punt out of the end zone that was then downed at the Kansas City three-yard line late in the second quarter.
- Against Denver (11/13), started at tight end and snared a 41-yard reception. Extended the Titans' final scoring drive with a 41-yard catch-and-run reception to the Broncos' 20-yard line on third-and-four in the fourth quarter.
- At Philadelphia (12/4), led the team with four receptions and 68 receiving yards. Tied for the team lead with two special teams tackles on coverage units. Set up a Titans' field goal with a 41-yard catch-and-run reception in the second quarter.
- Against Jacksonville (12/11), played as a reserve at tight end and led the team with six catches for 45 yards with a touchdown. Gave the Titans'

a 14-7 lead with a 10-yard touchdown reception late in the first quarter. Snared a two-point conversion in the fourth quarter.

- At L.A. Chargers (12/18), started at tight end and tied for the team lead with four receptions for 54 yards. Registered a special teams tackle. Set up the Titans' final touchdown with a 28-yard reception down to the Chargers' 21-yard line in the fourth quarter.
- At Jacksonville (1/7), started at tight end and tied for the team lead with four catches for a team-best 42 receiving yards with a touchdown. Extended the Titans' opening scoring drive with a 10-yard grab on third-and-two in the first stanza. Gave the Titans a 10-0 advantage with a 21-yard touchdown with an over-the-shoulder grab in the end zone in the second quarter.

COLLEGE:

- In four seasons at Maryland (2018-21), Okonkwo appeared in 37 games with 20 starts and tallied 77 receptions for 717 yards and eight touchdowns, and added three carries for 72 yards and three scores, including a career-long rush of 54 yards. Did not play during the 2020 season because of myocarditis due to COVID.
- As a senior (2021), started all 13 games and posted career-high marks with 52 catches for 447 yards and a team-leading five touchdowns. His 52 receptions ranked second-most by a tight end in a single season in Maryland history behind only Frank Wycheck (58; 1990), and his 447 receiving yards were the most by a Terps tight end since Vernon Davis (871; 2005).
- As a junior (2020), sat out the season with myocarditis due to COVID.
- As a sophomore (2019), appeared in all 12 games with three starts and tallied 19 catches for 201 yards and two touchdowns. Ranked second on the squad in receptions and third on the team in receiving yards.

- As a freshman (2018), saw action in 12 contests and made four starts. Amassed six catches for 69 yards and a score, and rushed three times for 72 yards and three touchdowns, including a career-long rush of 54 yards.
- Graduated from Maryland in May 2021 with a degree in kinesiology and also pursued a graduate degree in technology entrepreneurship.

PERSONAL:

- Attended Hillgrove (Ga.) High School where he was a consensus three-star recruit.
- Also competed in basketball and track and field (triple jump).
- He has two older sisters.
- Son of the late Charlton and Isioma Okonkwo.
- Follow Okonkwo on Instagram at @Chig and on Twitter at @ChigTweets.
- Born Chigoziem Charlton Okonkwo on Sept. 8, 1999 in Powder Springs, Ga.

CHIG OKONKWO'S GAME-BY-GAME

| 2022 Tennessee Titans | | | | | | | | | | 2023 Tennessee Titans | | | | | | | | | |
|-----------------------|-------|-------------|-------------|-----------|------------|-------------|-----------|----------|--|-----------------------|-------|------------|-------------|-----------|------------|------------|-----------|----------|--|
| | | | | RECEIVING | | | | | | | | | | RECEIVING | | | | | |
| Date | Opp. | W/L | P/S | No | Yds | Avg | Lg | TD | | Date | Opp. | W/L | P/S | No | Yds | Avg | Lg | TD | |
| Sept 11 | NYG | L | p | 1 | 11 | 11.0 | 11 | 0 | | Sept 10 | @ NO | L | S | 0 | 0 | - | 0 | 0 | |
| Sept 19 | @ Buf | L | p | 0 | 0 | - | 0 | 0 | | Sept 17 | LAC | W | S | 4 | 35 | 8.8 | 20 | 0 | |
| Sept 25 | LV | W | p | 0 | 0 | - | 0 | 0 | | Sept 24 | @ Cle | L | S | 3 | 7 | 2.3 | 6 | 0 | |
| Oct 2 | @ Ind | W | S | 3 | 38 | 12.7 | 23 | 1 | | Oct 1 | Cin | W | p | 3 | 29 | 9.7 | 13 | 0 | |
| Oct 9 | @ Was | W | p | 0 | 0 | - | 0 | 0 | | Oct 8 | @ Ind | L | S | 5 | 33 | 6.6 | 11 | 0 | |
| Oct 23 | Ind | W | S | 0 | 0 | - | 0 | 0 | | Oct 15 | Bal | L | p | 2 | 18 | 9.0 | 11 | 0 | |
| Oct 30 | @ Hou | W | p | 1 | 3 | 3.0 | 3 | 0 | | Oct 29 | Atl | W | S | 4 | 23 | 5.8 | 12 | 0 | |
| Nov 6 | @ KC | L | S | 1 | 48 | 48.0 | 48 | 0 | | Nov 2 | @ Pit | L | S | 3 | 28 | 9.3 | 12 | 0 | |
| Nov 13 | Den | W | S | 1 | 41 | 41.0 | 41 | 0 | | Nov 12 | @ TB | L | S | 3 | 27 | 9.0 | 15 | 0 | |
| Nov 17 | @ GB | W | S | 1 | 31 | 31.0 | 31 | 0 | | Nov 19 | @ Jax | L | p | 1 | 6 | 6.0 | 6 | 0 | |
| Nov 27 | Cin | L | p | 3 | 35 | 11.7 | 17 | 0 | | Nov 26 | Car | W | p | 4 | 45 | 11.3 | 25 | 0 | |
| Dec 4 | @ Phi | L | p | 4 | 68 | 17.0 | 41 | 0 | | Dec 3 | Ind | | | | | | | | |
| Dec 11 | Jax | L | p | 6 | 45 | 7.5 | 15 | 1 | | Dec 11 | @ Mia | | | | | | | | |
| Dec 18 | @ LAC | L | S | 4 | 54 | 13.5 | 28 | 0 | | Dec 17 | Hou | | | | | | | | |
| Dec 24 | Hou | L | p | 1 | 10 | 10.0 | 10 | 0 | | Dec 24 | Sea | | | | | | | | |
| Dec 29 | Dal | L | S | 3 | 24 | 8.0 | 12 | 0 | | Dec 31 | @ Hou | | | | | | | | |
| Jan 7 | @ Jax | L | S | 3 | 42 | 14.0 | 21t | 1 | | Jan 6/7 | Jax | | | | | | | | |
| Totals | | 7-10 | 17/8 | 32 | 450 | 14.1 | 48 | 3 | | Totals | | 4-7 | 11/7 | 32 | 251 | 7.8 | 25 | 0 | |

CHIG OKONKWO'S NFL STATISTICS

| REGULAR SEASON | | | | RECEIVING | | | | | RUSHING | | | | |
|-------------------|-----------|-----------|-----------|-----------|------------|-------------|-----------|----------|----------|----------|------------|----------|----------|
| Year | Team | GP | GS | No | Yds | Avg | Lg | TD | Att | Yds | Avg | Lg | TD |
| 2022 | Tennessee | 17 | 8 | 32 | 450 | 14.1 | 48 | 3 | 3 | 2 | 0.7 | 6 | 0 |
| 2023 | Tennessee | 11 | 7 | 32 | 251 | 7.8 | 25 | 0 | 1 | 4 | 4.0 | 4 | 0 |
| NFL Totals | | 28 | 15 | 64 | 701 | 11.0 | 48 | 3 | 4 | 6 | 1.5 | 6 | 0 |

Single-Game Highs

- Receptions - 6 vs. Jacksonville (12/11/22)
- Receiving Yards - 68 at Philadelphia (12/4/22)
- Long Reception - 48 at Kansas City (11/6/22)
- Receiving Touchdowns - 1 (Three times, last at Jacksonville (1/7/23))

Additional Statistics

Special Teams Tackles - 7 (2022); 1 (2023)



95 KYLE PEKO

DEFENSIVE TACKLE • 6'1" • 305 LBS • COLLEGE: OREGON STATE
ACQUIRED: FREE AGENT - 2023
NFL EXPERIENCE (NFL/TITANS): 5/2 • HOMETOWN: LA HABRA, CALIF.
GAMES PLAYED/GAMES STARTED: 40/12 (PLAYOFFS: 1/0)



PRO: Kyle Peko rejoined the Titans during the 2023 training camp to add depth to the defensive line rotation after spending last season with the Las Vegas Raiders. The 6-foot-1-inch, 305-pounder has appeared in 29 regular season games with three starts and amassed 34 tackles during five NFL seasons (2016-22). In addition to Tennessee and Las Vegas, Peko has spent time with the Denver Broncos, Buffalo Bills and Indianapolis Colts. The La Habra, Calif., native originally signed with the Broncos as an undrafted free agent following the 2016 NFL Draft.

CAREER HIGHLIGHTS:

- In 2021, Peko appeared in eight games and started a career-high three contests for the Titans and registered 10 tackles, two sacks, five quarterback pressures, two stops of loss and a forced fumble.

TITANS TIDBITS:

- Peko is athletic for his size and is able to do a backflip.
- Peko is the younger cousin of nose tackle Domata Peko, who was drafted by the Cincinnati Bengals in 2006 and the two became teammates on the Denver Broncos in 2017.
- In his spare time, Peko enjoys playing cards with his friends and spending time with his family, including his son, Kai, and daughter, Evangeline.

CAREER TRANSACTIONS:

- The La Habra, Calif., native originally signed with the Denver Broncos as a college free agent following the 2016 NFL Draft.
- Waived by the Broncos on Sept. 20, 2016 and signed to the team's practice squad two days later.
- Signed by the Broncos to the team's active roster off of the practice squad on Dec. 28, 2016.
- Waived by the Broncos on Sept. 2, 2017.
- Signed by the Broncos on Sept. 3, 2017.
- Waived by the Broncos on Sept. 9, 2017.
- Signed by the Broncos to their practice squad on Sept. 12, 2017.
- Signed by the Broncos to the team's active roster off of the practice squad Sept. 16, 2017.
- Waived by the Broncos on Oct. 21, 2017.
- Signed by the Broncos to the team's practice squad on Oct. 24, 2017.
- Signed by the Broncos to the team's active roster off of the practice squad on Nov. 25, 2017.
- Waived by the Broncos on Sept. 1, 2018 and added to the practice squad a day later.
- Waived by the Broncos on Sept. 11, 2018.
- Signed by the Buffalo Bills to the team's practice squad on Sept. 12, 2018.
- Signed by the Bills to the team's active roster off of the practice squad on Dec. 31, 2018.
- Waived by the Bills on Aug. 31, 2019.
- Signed by the Bills to the team's practice squad on Sept. 1, 2019.
- Signed by the Bills to the team's active roster off of the practice squad Sept. 24, 2019.
- Waived by the Bills on Nov. 2, 2019.
- Claimed by the Indianapolis Colts off waivers from the Bills on Nov. 4, 2019.
- Waived by the Colts on Nov. 9, 2019.
- Signed by the Colts to the team's practice squad on Nov. 11, 2019.
- Signed to the Broncos active roster off of the Colts practice squad on Dec. 14, 2019.
- Waived by the Broncos on Feb. 18, 2021.
- Signed by the Titans on July 26, 2021.

- Waived injured by the Titans on Sept. 4, 2021
- Signed by the Titans to the team's practice squad on Oct. 13, 2021.
- Activated from the practice squad to the active roster standard elevation on Nov. 13, 2021.
- Signed by the Titans to their active roster from the practice squad on Nov. 17, 2021.
- Signed by the Las Vegas Raiders as an unrestricted free agent on March 23, 2022.
- Waived by the Raiders on Aug. 30, 2022.
- Signed by the Raiders to the team's practice squad on Sept. 5, 2022.
- Waived by the Raiders on Sept. 13, 2022.
- Signed by the Raiders to the team's practice squad on Oct. 26, 2022.
- Activated from the practice squad to the active roster standard elevation Nov. 12, 2022.
- Activated from the practice squad to the active roster standard elevation Nov. 26, 2022.
- Activated from the practice squad to the active roster standard elevation Dec. 3, 2022.
- Signed by the Raiders to their active roster from the practice squad on Dec. 6, 2022.
- Waived by the Raiders on Aug. 13, 2023.
- Signed by the Titans on Aug. 14, 2023.
- Waived by the Titans on Aug. 29, 2023 and added to the practice squad a day later.
- Activated from the practice squad to the active roster standard elevation on Sept. 9, 2023.
- Activated from the practice squad to the active roster standard elevation on Sept. 16, 2023.
- Signed by the Titans to their active roster from the practice squad on Sept. 19, 2023.

SEASON RECAPS:

2023 (11/9 - Tennessee):

- At New Orleans (9/10), started on the defensive front and notched two tackles.
- Against L.A. Chargers (9/17), started at defensive end and collected two tackles. Teamed with Tear Tart to stonewall Joshua Kelley for no gain on a rush up the middle late in the third quarter.
- At Cleveland (9/24), started at defensive end and tallied a tackle. Halted a Browns' drive by combining with Chance Campbell to stuff Pierre Strong Jr. for no gain on a third-and-one rush late in the final stanza.
- Against Cincinnati (10/1), played as a reserve on the defensive front and posted a tackle.
- At Indianapolis (10/8), started at nose tackle and recorded a tackle.
- In London, against Baltimore (10/15), started at nose tackle and registered two tackles, including a stop for loss. Dropped Justice Hill for a one-yard loss on a rush off left guard late in the second quarter.
- Against Atlanta (10/29), started at nose tackle and notched a tackle.
- At Pittsburgh (11/2), started at nose tackle and tallied a tackle for loss. Teamed with Jeffery Simmons to stuff Najee Harris for a one-yard loss on a rush off left guard in the second quarter.
- At Tampa Bay (11/12), started on the defensive front and tied his career-best with four tackles.
- At Jacksonville (11/19), started on the defensive front and recorded two tackles. Combined with Elijah Molden to stuff Travis Etienne for no gain on a rush off right guard in the first quarter.
- Against Carolina (11/26), played as a reserve on the defensive line and posted two tackles with a quarterback pressure.

2022 (8/0 - Las Vegas): Saw action in eight games and registered 11 tackles and one pass defended. Spent seven weeks on the practice squad but was elevated for three games during that time. Signed to the active roster from the practice squad on Dec. 6, 2022.

- At Seattle (11/27), was activated from the practice squad and recorded two tackles in the overtime victory.
- Against New England (12/18), tallied a career-high four tackles.

2021 (8/3, 1/0 - Tennessee): Saw action in eight games with three starts and registered 10 tackles, two sacks, five quarterback pressures, two stops for loss and a forced fumble. Spent four weeks on the team's practice squad after being signed as a free agent on Oct. 13. Played as a reserve in the postseason contest and posted two tackles, including a half sack and a quarterback pressure. Tied for the team lead in sacks twice in 2021 (vs. MIA, at HOU). Made his first career NFL start at New England (11/28/21).

- Against New Orleans (11/14), made his Titans debut as a reserve on the defensive front and collected a career-high three tackles with a quarterback pressure.
- Against Houston (11/21), saw action as a reserve on the defensive front.
- At New England (11/28), made his first career NFL start at nose tackle.
- Against Jacksonville (12/12), saw action as a reserve on the defensive front and posted a quarterback pressure in the shutout victory.
- At Pittsburgh (12/19), started on the defensive front and notched a tackle and a quarterback pressure. Stonewalled Ben Roethlisberger for no gain on a second-and-goal sneak from the one-yard line in the third quarter.
- Against San Francisco (12/23), played as a reserve at nose tackle and tallied two tackles.
- Against Miami (1/2), saw action as a reserve on the defensive front and notched two tackles, including his first career sack, his first career forced fumble and a quarterback pressure. Strip-sacked Tua Tagovailoa for a six-yard loss but the fumble was recovered by the Dolphins in the fourth quarter.
- At Houston (1/9), started at nose tackle and compiled two tackles, including a sack, another stop for loss and a quarterback pressure. Dropped Davis Mills for a three-yard sack on the final play of the opening quarter. Combined with David Long Jr. to stop Rex Burkhead for a one-yard loss on a rush off right guard in the second stanza.
- Against Cincinnati (1/22), made his postseason debut as a reserve on the defensive front and registered two tackles, including a half sack and a quarterback pressure. Combined with Zach Cunningham to drop Joe Mixon for a one-yard loss on a rush off left guard in the final stanza. Teamed with Harold Landry III to sack Joe Burrow for a seven-yard loss in the fourth quarter.

2020: Opted out of the season during the COVID-19 pandemic.

2019 (4/0 - Buffalo; 2/0 Denver): Played in four games as a reserve with the Bills and notched four tackles. Spent the first three games of the season on the Bills' practice squad. Waived by the Bills on Nov. 2 and claimed by the Indianapolis Colts off waivers on Nov. 4. Was inactive for one game with the Colts and spent four weeks on the team's practice squad. Signed to the Broncos active roster off of the Colts practice squad on Dec. 14. Appeared in two games with the Bills and registered a tackle. Was inactive for the regular season finale.

2018 (0/0 - Denver; 0/0 - Buffalo): Spent time on the practice squads of the Denver Broncos (first week) and Buffalo Bills (final 15 weeks).

2017 (6/0 - Denver): Saw action in six games with the Broncos tallying six tackles. Was inactive for four games and spent five weeks on the team's practice squad.

- Against N.Y. Jets (12/10), tallied two tackles, which tied his career high.

2016 (1/0 - Denver): Appeared in one game and recorded two tackles with the Broncos. Was inactive for the first two games of the season. Spent weeks 3-15 on the practice squad.

- Made his NFL debut vs. Oakland on Jan. 1, 2017 and finished with two tackles.

COLLEGE:

- Started 12 games during his lone season at Oregon State and posted 45 tackles, two sacks, 4.5 tackles-for-loss, and two blocked kicks.
- Transferred to Oregon State before the 2015 season from Cerritos Community College where he recorded 85 tackles, 11 sacks, and 11.5 tackles for loss over two seasons (2012-2013).
- As a senior (2015), started in 12 games at nose tackle and totaled 45 tackles, two sacks and 4.5 tackles for loss.
- Sat out his junior year (2014) after transferring to Oregon State in September of 2014 from Cerritos Community College.
- As a sophomore (2013), recorded 46 tackles, three sacks and 11.5 tackles for loss at Cerritos Community College.
- As a freshman (2012), tallied 39 tackles and eight sacks
- Majored in human development and family sciences while at Oregon State.

PERSONAL:

- Attended La Habra (Calif.) High School where he earned the League's Lineman of the Year award two years in a row.
- Was listed as the No. 52 top junior college prospect in the nation by Rivals.
- Son of Puna and Michelle Peko.
- Married his wife, Giuliana, in December of 2014 and they have two children, a son, Kai, and a daughter, Evangeline.
- Follow Peko on Instagram at @kyle_peko90.
- Born Kyle Peko on July 23, 1993 in La Habra, Calif.

KYLE PEKO'S GAME-BY-GAME

2016 Denver Broncos

| Date | Opp | W/L | P/S | Tot Solo Asst | Sk | - Yds | QBP | TFL | Int - Yds | -TD | PD | FF | FR - Yds | SpT |
|---------------|-------|------------|------------|---------------|----------|----------|------------|------------|-----------|----------|----------|----------|----------|----------|
| Sept 9 | Car | W | IA | | | | | | | | | | | |
| Sept 18 | IND | W | IA | | | | | | | | | | | |
| Sept 25 | @ Cin | W | PS | | | | | | | | | | | |
| Oct 2 | @ TB | W | PS | | | | | | | | | | | |
| Oct 9 | Atl | L | PS | | | | | | | | | | | |
| Oct 13 | @ SD | L | PS | | | | | | | | | | | |
| Oct 24 | Hou | W | PS | | | | | | | | | | | |
| Oct 30 | SD | W | PS | | | | | | | | | | | |
| Nov 6 | @ Oak | L | PS | | | | | | | | | | | |
| Nov 13 | @ NO | W | PS | | | | | | | | | | | |
| Nov 27 | KC | L | PS | | | | | | | | | | | |
| Dec 4 | @ Jax | W | PS | | | | | | | | | | | |
| Dec 11 | @ Ten | L | PS | | | | | | | | | | | |
| Dec 18 | NE | L | PS | | | | | | | | | | | |
| Jan 1 | Oak | W | p | 2 | 2 | 0 | 0.0 | 0.0 | 0 | 0 | 0 | 0 | 0 | 0 |
| Totals | | 9-7 | 1/0 | 2 | 2 | 0 | 0.0 | 0.0 | 0 | 0 | 0 | 0 | 0 | 0 |

2017 Denver Broncos

| Date | Opp | W/L | P/S | Tot Solo Asst | Sk | - Yds | QBP | TFL | Int - Yds | -TD | PD | FF | FR - Yds | SpT |
|---------------|-------|-------------|------------|---------------|----------|----------|------------|------------|-----------|----------|----------|----------|----------|----------|
| Sept. 11 | Lac | W | PS | | | | | | | | | | | |
| Sept. 17 | Dal | W | p | 0 | 0 | 0 | 0.0 | 0 | 0 | 0 | 0 | 0 | 0 | 0 |
| Sept. 24 | @ Buf | L | IA | | | | | | | | | | | |
| Oct. 1 | Oak | W | IA | | | | | | | | | | | |
| Oct 15 | NYG | L | IA | | | | | | | | | | | |
| Oct. 22 | @ Lac | L | PS | | | | | | | | | | | |
| Oct. 30 | @ KC | L | PS | | | | | | | | | | | |
| Nov. 5 | @ Phi | L | PS | | | | | | | | | | | |
| Nov. 12 | NE | L | PS | | | | | | | | | | | |
| Nov. 26 | @ Oak | L | PS | | | | | | | | | | | |
| Nov. 26 | Oak | L | IA | | | | | | | | | | | |
| Dec. 3 | @ Mia | L | p | 2 | 1 | 1 | 0.0 | 0 | 0 | 0 | 0 | 0 | 0 | 0 |
| Dec. 10 | NYJ | W | p | 2 | 2 | 0 | 0.0 | 0 | 0 | 0 | 0 | 0 | 0 | 0 |
| Dec. 14 | @ Ind | W | p | 0 | 0 | 0 | 0.0 | 0 | 0 | 0 | 0 | 0 | 0 | 0 |
| Dec. 24 | @ Was | L | p | 1 | 0 | 1 | 0.0 | 0 | 0 | 0 | 0 | 0 | 0 | 0 |
| Dec. 31 | KC | L | p | 1 | 1 | 0 | 0.0 | 0.0 | 0 | 0 | 0 | 0 | 0 | 0 |
| Totals | | 5-11 | 6/0 | 6 | 4 | 2 | 0.0 | 0.0 | 0 | 0 | 0 | 0 | 0 | 0 |

2018 Denver Broncos, Buffalo Bills

| Date | Opp | W/L | P/S | Tot Solo Asst | Sk | - Yds | QBP | TFL | Int - Yds | -TD | PD | FF | FR - Yds | SpT |
|--|-------|-------------|------------|---------------|----------|----------|------------|------------|-----------|----------|----------|----------|----------|----------|
| Sept. 9 | Sea | W | PS | | | | | | | | | | | |
| Waived by the Broncos on Sept. 11, 2018 and signed to the Bills practice squad on Sept. 12, 2018 | | | | | | | | | | | | | | |
| Sept. 16 | LAC | L | PS | | | | | | | | | | | |
| Sept. 23 | @ Min | W | PS | | | | | | | | | | | |
| Sept. 30 | @ GB | L | PS | | | | | | | | | | | |
| Oct 7 | Ten | W | PS | | | | | | | | | | | |
| Oct. 14 | @ Hou | L | PS | | | | | | | | | | | |
| Oct. 21 | @ Ind | L | PS | | | | | | | | | | | |
| Oct. 29 | NE | L | PS | | | | | | | | | | | |
| Nov. 4 | Chi | L | PS | | | | | | | | | | | |
| Nov. 11 | @ NYJ | W | PS | | | | | | | | | | | |
| Nov. 26 | Oak | L | PS | | | | | | | | | | | |
| Nov. 25 | Jax | W | PS | | | | | | | | | | | |
| Dec. 2 | @ Mia | L | PS | | | | | | | | | | | |
| Dec. 9 | NYJ | L | PS | | | | | | | | | | | |
| Dec. 16 | Det | W | PS | | | | | | | | | | | |
| Dec. 23 | @ NE | L | PS | | | | | | | | | | | |
| Totals | | 6-10 | 0/0 | 0 | 0 | 0 | 0.0 | 0.0 | 0 | 0 | 0 | 0 | 0 | 0 |

2019 Buffalo Bills

| Date | Opp | W/L | P/S | Tot Solo Asst | Sk | - Yds | QBP | TFL | Int - Yds | -TD | PD | FF | FR - Yds | SpT |
|---------------|-------|------------|------------|---------------|----------|----------|------------|------------|-----------|----------|----------|----------|----------|----------|
| Sept. 29 | NE | L | p | 1 | 1 | 0 | 0.0 | 0.0 | 0 | 0 | 0 | 0 | 0 | 0 |
| Oct. 6 | @ Ten | W | p | 1 | 0 | 1 | 0.0 | 0.0 | 0 | 0 | 0 | 0 | 0 | 0 |
| Oct. 20 | Mia | W | p | 1 | 0 | 1 | 0.0 | 0.0 | 0 | 0 | 0 | 0 | 0 | 0 |
| Oct. 27 | Phi | L | p | 1 | 0 | 1 | 0.0 | 0.0 | 0 | 0 | 0 | 0 | 0 | 0 |
| Totals | | 2-2 | 4/0 | 4 | 1 | 3 | 0.0 | 0.0 | 0 | 0 | 0 | 0 | 0 | 0 |

2019 Denver Broncos

| Date | Opp | W/L | P/S | Tot Solo Asst | Sk | - Yds | QBP | TFL | Int - Yds | -TD | PD | FF | FR - Yds | SpT |
|---------------|------|------------|------------|---------------|----------|----------|------------|------------|-----------|----------|----------|----------|----------|----------|
| Dec. 15 | @ KC | L | p | 1 | 0 | 1 | 0 | 0 | 0 | 0 | 0 | 0 | 0 | 0 |
| Dec. 22 | Det | W | p | 0 | 0 | 0 | 0.0 | 0.0 | 0 | 0 | 0 | 0 | 0 | 0 |
| Dec. 29 | Oak | W | IA | | | | | | | | | | | |
| Totals | | 2-1 | 2/0 | 1 | 0 | 1 | 0.0 | 0.0 | 0 | 0 | 0 | 0 | 0 | 0 |

2021 Tennessee Titans

| Date | Opp | W/L | P/S | Tot Solo Asst | Sk | - Yds | QBP | TFL | Int - Yds | -TD | PD | FF | FR - Yds | SpT |
|---------------|-------|------------|------------|---------------|----------|----------|------------|------------|-----------|----------|----------|----------|----------|----------|
| Oct 18 | Buf | W | PS | | | | | | | | | | | |
| Oct 24 | KC | W | PS | | | | | | | | | | | |
| Oct 31 | @ Ind | W | PS | | | | | | | | | | | |
| Nov 7 | @ LAR | W | PS | | | | | | | | | | | |
| Nov 14 | NO | W | p | 3 | 1 | 2 | 0.0 | 0.0 | 1 | 0 | 0 | 0 | 0 | 0 |
| Nov 21 | Hou | L | p | 0 | 0 | 0 | 0.0 | 0 | 0 | 0 | 0 | 0 | 0 | 0 |
| Nov 28 | @ NE | L | S | 0 | 0 | 0 | 0.0 | 0 | 0 | 0 | 0 | 0 | 0 | 0 |
| Dec 12 | Jax | W | p | 0 | 0 | 0 | 0.0 | 0.0 | 1 | 0 | 0 | 0 | 0 | 0 |
| Dec 19 | @ Pit | L | S | 1 | 1 | 0 | 0.0 | 0.0 | 1 | 0 | 0 | 0 | 0 | 0 |
| Dec 23 | SF | W | p | 2 | 2 | 0 | 0.0 | 0.0 | 0 | 0 | 0 | 0 | 0 | 0 |
| Jan 2 | Mia | W | p | 2 | 1 | 1 | 1.0 | 2.0 | 1 | 0 | 0 | 0 | 1 | 0 |
| Jan 9 | @ Hou | W | S | 2 | 2 | 0 | 1.0 | 3.0 | 1 | 2 | 0 | 0 | 0 | 0 |
| Totals | | 9-3 | 8/3 | 10 | 7 | 3 | 2.0 | 5.0 | 5 | 2 | 0 | 0 | 1 | 0 |

Playoffs

| | | | | | | | | | | | | | | |
|---------------|-----|------------|------------|----------|----------|----------|------------|------------|----------|----------|----------|----------|----------|----------|
| Jan 22 | Cin | L | p | 2 | 0 | 2 | 0.5 | 3.5 | 1 | 0 | 0 | 0 | 0 | 0 |
| Totals | | 0-1 | 1/0 | 2 | 0 | 2 | 0.5 | 3.5 | 1 | 0 | 0 | 0 | 0 | 0 |

2022 Las Vegas Raiders

| Date | Opp | W/L | P/S | Tot Solo Asst | Sk | - Yds | QBP | TFL | Int - Yds | -TD | PD | FF | FR - Yds | SpT |
|--|------|------------|------------|---------------|----------|----------|----------|----------|-----------|----------|----------|----------|----------|----------|
| Sept. 11 | @LAC | L | PS | | | | | | | | | | | |
| Waived by the Raiders on Sept. 13, 2022 and re-signed by the club on Oct. 26, 2022 | | | | | | | | | | | | | | |
| Oct. 30 | @NO | L | PS | | | | | | | | | | | |
| Nov. 6 | @Jax | L | PS | | | | | | | | | | | |
| Nov. 11 | Ind | L | p | 1 | 0 | 1 | 0.0 | 0.0 | 0 | 0 | 0 | 0 | 0 | 0 |
| Nov. 20 | @Den | W | PS | | | | | | | | | | | |
| Nov. 27 | @Sea | W | p | 2 | 1 | 1 | 0 | 0 | 0 | 0 | 0 | 0 | 0 | 0 |
| Dec. 4 | LAC | W | p | 0 | 0 | 0 | 0 | 0 | 0 | 0 | 0 | 0 | 0 | 0 |
| Dec. 8 | @LAR | L | p | 1 | 1 | 0 | 0 | 0 | 0 | 0 | 0 | 0 | 0 | 0 |
| Dec. 18 | NE | W | p | 4 | 3 | 1 | 0 | 0 | 0 | 0 | 0 | 0 | 0 | 0 |
| Dec. 24 | @Pit | L | p | 0 | 0 | 0 | 0 | 0 | 0 | 0 | 0 | 0 | 0 | 0 |
| Jan. 1 | SF | L | p | 3 | 0 | 3 | 0 | 0 | 0 | 0 | 0 | 0 | 0 | 0 |
| Jan. 7 | KC | L | p | 0 | 0 | 0 | 0 | 0 | 0 | 0 | 0 | 0 | 0 | 0 |
| Totals | | 4-8 | 8/0 | 11 | 5 | 6 | 0 | 0 | 0 | 0 | 0 | 0 | 0 | 0 |

2023 Tennessee Titans

| Date | Opp | W/L | P/S | Tot Solo Asst | Sk | - Yds | QBP | TFL | Int - Yds | -TD | PD | FF | FR - Yds | SpT |
|---------------|-------|------------|-------------|---------------|-----------|----------|------------|------------|-----------|----------|----------|----------|----------|----------|
| Sept 10 | @ NO | L | S | 2 | 0 | 2 | 0.0 | 0.0 | 0 | 0 | 0 | 0 | 0 | 0 |
| Sept 17 | LAC | W | S | 2 | 0 | 2 | 0.0 | 0.0 | 0 | 0 | 0 | 0 | 0 | 0 |
| Sept 24 | @ Cle | L | S | 1 | 0 | 1 | 0.0 | 0.0 | 0 | 0 | 0 | 0 | 0 | 0 |
| Oct 1 | Cin | W | p | 1 | 1 | 0 | 0.0 | 0.0 | 0 | 0 | 0 | 0 | 0 | 0 |
| Oct 8 | @ Ind | L | S | 1 | 0 | 1 | 0.0 | 0.0 | 0 | 0 | 0 | 0 | 0 | 0 |
| Oct 15 | Bal | L | S | 2 | 2 | 0 | 0.0 | 0.0 | 0 | 1 | 0 | 0 | 0 | 0 |
| Oct 29 | Atl | W | S | 1 | 1 | 0 | 0.0 | 0.0 | 0 | 0 | 0 | 0 | 0 | 0 |
| Nov 2 | @ Pit | L | S | 1 | 1 | 0 | 0.0 | 0.0 | 0 | 1 | 0 | 0 | 0 | 0 |
| Nov 12 | @ TB | L | S | 4 | 3 | 1 | 0.0 | 0.0 | 0 | 0 | 0 | 0 | 0 | 0 |
| Nov 19 | @ Jax | L | S | 2 | 1 | 1 | 0.0 | 0.0 | 0 | 0 | 0 | 0 | 0 | 0 |
| Nov 26 | Car | W | p | 2 | 1 | 1 | 0.0 | 0.0 | 1 | 0 | 0 | 0 | 0 | 0 |
| Dec 3 | Ind | | | | | | | | | | | | | |
| Dec 11 | @ Mia | | | | | | | | | | | | | |
| Dec 17 | Hou | | | | | | | | | | | | | |
| Dec 24 | Sea | | | | | | | | | | | | | |
| Dec 31 | @Hou | | | | | | | | | | | | | |
| Jan 6/7 | Jax | | | | | | | | | | | | | |
| Totals | | 4-7 | 11/9 | 19 | 10 | 9 | 0.0 | 0.0 | 1 | 2 | 0 | 0 | 0 | 0 |

KYLE PEKO'S NFL STATISTICS

| REGULAR SEASON | | TACKLES | | | | | | | | | INTERCEPTIONS | | | | | FUMBLES | | | |
|-------------------|-----------|--------------------|-----------|----------------|-----------|-----------|------------|------------|----------|----------|---------------|----------|----------|----------|----------|----------|----------|----------|----------|
| Year | Team | GP | GS | Tot | Solo | Asst | Sk | Yds | QBP | TFL | No | Yds | Lg | TD | PD | FF | FR | Yds | SpT |
| 2016 | Denver | 1 | 0 | 2 | 2 | 0 | 0.0 | 0.0 | 0 | 0 | 0 | 0 | 0 | 0 | 0 | 0 | 0 | 0 | 0 |
| 2017 | Denver | 6 | 0 | 6 | 4 | 2 | 0.0 | 0.0 | 0 | 0 | 0 | 0 | 0 | 0 | 0 | 0 | 0 | 0 | 0 |
| 2018 | DEN/BUF | 0 | 0 | Practice Squad | | | | | | | | | | | | | | | |
| 2019 | BUF/DEN | 6 | 0 | 5 | 1 | 4 | 0.0 | 0.0 | 0 | 0 | 0 | 0 | 0 | 0 | 0 | 0 | 0 | 0 | 0 |
| 2020 | Denver | Opt Out - COVID-19 | | | | | | | | | | | | | | | | | |
| 2021 | Tennessee | 8 | 3 | 10 | 7 | 3 | 2.0 | 5.0 | 5 | 2 | 0 | 0 | 0 | 0 | 0 | 1 | 0 | 0 | 0 |
| 2022 | Las Vegas | 8 | 0 | 11 | 5 | 6 | 0.0 | 0.0 | 0 | 0 | 0 | 0 | 0 | 0 | 1 | 0 | 0 | 0 | 0 |
| 2023 | Tennessee | 11 | 9 | 19 | 10 | 9 | 0.0 | 0.0 | 1 | 2 | 0 | 0 | 0 | 0 | 0 | 0 | 0 | 0 | 0 |
| NFL Totals | | 40 | 12 | 53 | 29 | 24 | 2.0 | 5.0 | 6 | 4 | 0 | 0 | 0 | 0 | 1 | 1 | 0 | 0 | 0 |

| PLAYOFFS | | TACKLES | | | | | | | | | INTERCEPTIONS | | | | | FUMBLES | | | |
|-------------------|-----------|----------|----------|----------|----------|----------|------------|------------|----------|----------|---------------|----------|----------|----------|----------|----------|----------|----------|----------|
| Year | Team | GP | GS | Tot | Solo | Asst | Sk | Yds | QBP | TFL | No | Yds | Lg | TD | PD | FF | FR | Yds | SpT |
| 2021 | Tennessee | 1 | 0 | 2 | 0 | 2 | 0.5 | 3.5 | 1 | 0 | 0 | 0 | 0 | 0 | 0 | 0 | 0 | 0 | 0 |
| NFL Totals | | 1 | 0 | 2 | 0 | 2 | 0.5 | 3.5 | 1 | 0 | 0 | 0 | 0 | 0 | 0 | 0 | 0 | 0 | 0 |

Single-Game Highs

Tackles - 4 (Twice, last at Tampa Bay 11/12/23)

Sacks - 1 (Twice, last at Houston (1/9/22))

Forced Fumbles - 1 vs. Miami (1/2/22)

Playoff Single-Game Highs

Tackles - 2 vs. Cincinnati (1/22/22)

Sacks - 0.5 vs. Cincinnati (1/22/22)

Quarterback Pressures - 1 vs. Cincinnati (1/22/22)



18 KYLE PHILIPS

WIDE RECEIVER • 5'11" • 189 LBS • COLLEGE: UCLA
ACQUIRED: 5TH ROUND - 2022 • HOMETOWN: SAN MARCOS, CALIF.
NFL EXPERIENCE (NFL/TITANS): 2/2
GAMES PLAYED/GAMES STARTED: 11/0 (PLAYOFFS: 0/0)



PRO: The Titans selected Kyle Philips in the fifth round (163rd overall) of the 2022 NFL Draft to bring quickness, sure hands and precision route running to the wide receiving corps. The 5-foot-11-inch, 189-pounder possesses the abilities to contribute heavily as a slot receiver and in the return game. As a rookie, he posted eight receptions for 78 yards and averaged 12.4 yards on five punt returns in four games before ending the season on injured reserve. A native of San Marcos, Calif., Philips spent four seasons at UCLA, where he played in 34 games with 23 starts.

CAREER HIGHLIGHTS:

- As a junior at UCLA in 2021, Philips led the Bruins in receptions (59), receiving yards (739) and receiving touchdowns (10). He also led the team in punt returns (nine) and punt return average (22.6).
- As a redshirt freshman in 2019, he posted a career-high 60 receptions for 681 yards and five touchdowns.

TITANS TIDBITS:

- Philips' maternal grandfather was Japanese. His family was placed in the Japanese internment camps during World War II.
- His best friend is Terrell Burgess, a teammate at San Marcos (Calif.) High School and safety with the Los Angeles Rams.
- Philips claims one of his hidden talents is badminton, and he also considers himself an excellent barbecue grillmaster.
- He lists "The Office" as his favorite TV show to binge and "Step Brothers" as his favorite movie.

CAREER TRANSACTIONS:

- The San Marcos, Calif., native was selected by the Titans in the fifth round (163rd overall) of the 2022 NFL Draft.

SEASON RECAPS:

2023 (7/0): Has tied for the team lead in receptions once in 2023 (at PIT). Has led the team in receiving yards twice in 2023 (at PIT, at TB). Placed on injured reserve on Aug. 31 and missed the first four games of the regular season.

- At Indianapolis (10/8), made his season debut as a reserve at wide receiver and punt returner. Returned one punt for 12 yards in the first stanza.
- In London, against Baltimore (10/15), played as a reserve at wide receiver and punt returner. Hauled in one pass for six yards. Returned three punts for 11 yards.
- Against Atlanta (10/29), saw action as a reserve at wide receiver and caught three passes for 24 yards. Returned a kickoff for 13 yards on a squib kick late in the fourth quarter.
- At Pittsburgh (11/2), played as a reserve at wide receiver and led the team with a career-best 68 receiving yards on a team-high-tying four catches. Hauled in two receptions for 45 yards during the Titans' scoring drive just before halftime.
- At Tampa Bay (11/12), saw action as a reserve at wide receiver and led the team with 61 receiving yards on three receptions.
- At Jacksonville (11/19), played as a reserve at wide receiver and caught one pass for 10 yards.
- Against Carolina (11/26), saw action as a reserve at wide receiver and caught one pass.

2022 (4/0): Saw action as a reserve in four games during his rookie campaign and caught eight passes for 78 yards. Returned five punts for 62 yards with a long return of 46 yards. Was inactive for two contests.

Placed on injured reserve on Oct. 25 and missed the final 11 games. Led the team in receptions once in 2022 (vs. NYG). Led the team in receiving yards once in 2022 (vs. NYG).

- Against N.Y. Giants (9/11), made his NFL debut as a reserve at wide receiver and led the team with six receptions and 66 receiving yards. Returned four punts for 62 yards with a long return of 46 yards. Fielded his first career punt and raced up the left sideline for a 46-yard return to the Giants 45-yard line setting up the Titans' first scoring drive. Kept the Titans' second touchdown drive alive with a five-yard grab on third-and-five in the third quarter. Got the Titans in field goal range with a 21-yard catch along the sideline late in the fourth quarter.
- At Buffalo (9/19), played as a reserve at wide receiver and on special teams. Snared a five-yard reception.
- At Washington (10/9), played as a reserve at wide receiver and caught one pass for seven yards.

COLLEGE:

- In four years at UCLA, he started 23 of his 34 games and totaled 163 receptions for 1,821 yards and 17 touchdowns. Added 25 punt returns for 496 yards (19.8 avg.) with two touchdowns. Posted at least one reception in 32 of his 34 career games, including a reception streak of 29 games to end his career. Finished his career fourth on the all-time UCLA career receptions list. Became the first Bruin to lead the team in receptions in three straight seasons since Craig Bragg from 2001 to 2004.
- As a junior (2021), started nine of his 11 games played and caught 59 passes for 739 yards and 10 touchdowns. Led Pac-12 receivers with 10 touchdown catches. Ranked second in the Pac-12 in receiving yards per game (67.18) and third in the league in receptions per game average (5.36). Averaged 22.6 yards per punt return, including an 82-yard touchdown to help UCLA rate No. 1 in the NCAA in punt returns as a team. Named first-team All-Pac-12 by the league coaches and Phil Steele. Selected to the second-team All-Pac-12 team as a kick returner by league coaches and Phil Steele. Named second-team All-Pac-12 as a receiver/returner by Associated Press and PFF.
- As a sophomore (2020), saw action in all seven games, with six starts during a season that was shortened due to the COVID-19 pandemic. His 38 catches led the team and pushed him over the 100-career catch mark (27th Bruin to do so). Returned six punts for 77 yards (12.8 avg.). Named honorable mention All-Pac-12 by the league coaches and second-team All-Pac-12 by PFF and Phil Steele.
- As a redshirt freshman (2019), saw action in all 12 games, with eight starts. Totaled a career-high 60 receptions for 681 yards and five touchdowns. His 60 catches were the most ever by a freshman player at UCLA (redshirt or true). Became the first Bruin redshirt freshman to lead the team in receptions since 2001 (Craig Bragg). Totaled three or more catches in nine games. Had 10 catches at Stanford and his two 10-plus catch efforts rank tied for third on the all-time UCLA list (behind only J.J. Stokes and Jordan Lasley, who each had three). Helped UCLA rate second in the nation in punt return average with a 22.5 yards per return mark.
- As a freshman (2018), redshirted after seeing action as a reserve receiver and special teams performer in the first four games of the season.
- Graduated from UCLA in 2021 with a degree in political science.

PERSONAL:

- Married to Sierra.
- Attended San Marcos (Calif.) High School, where he was as a four-star recruit by ESPN.com and 247 Sports. He was rated 247's No. 43 recruit in the state of California and No. 208 in the nation, while rising to No. 263 on

the ESPN 300 national list.

- As a high school senior in 2017, he produced 59 receptions for 1,318 yards and 10 touchdowns, and he was credited with 26 tackles and a pair of interceptions on defense.
- As a high school junior, he caught 65 passes for 909 yards and 11 touchdowns.
- Also participated on his high school's track and field team.
- The son of Michael and Christie Philips, he has an older sister (McKenzie) and a brother-in-law (Trevor).
- Follow Philips on Twitter at @kylephilips17.
- Follow Philips on Instagram at @kylephilips.
- Born Kyle Michael Philips on June 17, 1999 in Las Vegas, Nev.

KYLE PHILIPS' OFFENSIVE GAME-BY-GAME

| 2022 Tennessee Titans | | | | RECEIVING | | | | |
|-----------------------|------------|--------------------------------------|-----|-----------|-----------|------------|-----------|----------|
| Date | Opp. | W/L | P/S | No | Yds | Avg | Lg | TD |
| Sept 11 | NYG | L | p | 6 | 66 | 11.0 | 21 | 0 |
| Sept 19 | @ Buf | L | p | 1 | 5 | 5.0 | 5 | 0 |
| Sept 25 | LV | W | IA | | | | | |
| Oct 2 | @ Ind | W | p | 0 | 0 | - | 0 | 0 |
| Oct 9 | @ Was | W | p | 1 | 7 | 7.0 | 7 | 0 |
| Oct 23 | Ind | W | IA | | | | | |
| Oct 30 | @ Hou | Placed on injured reserve on Oct. 25 | | | | | | |
| Totals | 4-2 | 4/0 | | 8 | 78 | 9.8 | 21 | 0 |

| 2023 Tennessee Titans | | | | RECEIVING | | | | |
|-----------------------|------------|------------|-----|-----------|------------|-------------|-----------|----------|
| Date | Opp. | W/L | P/S | No | Yds | Avg | Lg | TD |
| Sept 10 | @ NO | L | IR | | | | | |
| Sept 17 | LAC | W | IR | | | | | |
| Sept 24 | @ Cle | L | IR | | | | | |
| Oct 1 | Cin | W | IR | | | | | |
| Oct 8 | @ Ind | L | p | 0 | 0 | - | 0 | 0 |
| Oct 15 | Bal | L | p | 1 | 6 | 6.0 | 6 | 0 |
| Oct 29 | Atl | W | p | 3 | 24 | 8.0 | 10 | 0 |
| Nov 2 | @ Pit | L | p | 4 | 68 | 17.0 | 24 | 0 |
| Nov 12 | @ TB | L | p | 3 | 61 | 20.3 | 29 | 0 |
| Nov 19 | @ Jax | L | p | 1 | 10 | 10.0 | 10 | 0 |
| Nov 26 | Car | W | p | 1 | -3 | -3.0 | -3 | 0 |
| Dec 3 | Ind | | | | | | | |
| Dec 11 | @ Mia | | | | | | | |
| Dec 17 | Hou | | | | | | | |
| Dec 24 | Sea | | | | | | | |
| Dec 31 | @ Hou | | | | | | | |
| Jan 6/7 | Jax | | | | | | | |
| Totals | 4-7 | 7/0 | | 13 | 166 | 12.8 | 29 | 0 |

KYLE PHILIPS' RETURN GAME-BY-GAME

| 2022 Tennessee Titans | | | | PUNT RETURNS | | | | | KICKOFF RETURNS | | | | | |
|-----------------------|------------|--------------------------------------|-----|--------------|----------|-----------|-------------|-----------|-----------------|----------|----------|----------|----------|----------|
| Date | Opp | W-L | P/S | No | FC | Yds | Avg | Lg | TD | No | Yds | Avg | Lg | TD |
| Sept 11 | NYG | L | p | 4 | 2 | 62 | 15.5 | 46 | 0 | 0 | 0 | - | 0 | 0 |
| Sept 19 | @ Buf | L | p | 1 | 0 | 0 | 0.0 | 0 | 0 | 0 | 0 | - | 0 | 0 |
| Sept 25 | LV | W | IA | | | | | | | | | | | |
| Oct 2 | @ Ind | W | p | 0 | 0 | 0 | 0.0 | 0 | 0 | 0 | 0 | - | 0 | 0 |
| Oct 9 | @ Was | W | p | 0 | 0 | 0 | 0.0 | 0 | 0 | 0 | 0 | - | 0 | 0 |
| Oct 23 | Ind | W | IA | | | | | | | | | | | |
| Oct 30 | @ Hou | Placed on injured reserve on Oct. 25 | | | | | | | | | | | | |
| Totals | 4-2 | 4/0 | | 5 | 2 | 62 | 12.4 | 46 | 0 | 0 | 0 | - | 0 | 0 |

| 2023 Tennessee Titans | | | | PUNT RETURNS | | | | | KICKOFF RETURNS | | | | | |
|-----------------------|------------|------------|-----|--------------|----------|-----------|------------|-----------|-----------------|----------|-----------|-------------|-----------|----------|
| Date | Opp | W-L | P/S | No | FC | Yds | Avg | Lg | TD | No | Yds | Avg | Lg | TD |
| Sept 10 | @ NO | L | IR | | | | | | | | | | | |
| Sept 17 | LAC | W | IR | | | | | | | | | | | |
| Sept 24 | @ Cle | L | IR | | | | | | | | | | | |
| Oct 1 | Cin | W | IR | | | | | | | | | | | |
| Oct 8 | @ Ind | L | p | 1 | 0 | 12 | 12.0 | 12 | 0 | 0 | 0 | - | 0 | 0 |
| Oct 15 | Bal | L | p | 3 | 0 | 11 | 3.7 | 11 | 0 | 0 | 0 | - | 0 | 0 |
| Oct 29 | Atl | W | p | 0 | 0 | 0 | - | 0 | 0 | 1 | 13 | 13.0 | 13 | 0 |
| Nov 2 | @ Pit | L | p | 0 | 0 | 0 | - | 0 | 0 | 0 | 0 | - | 0 | 0 |
| Nov 12 | @ TB | L | p | 0 | 0 | 0 | - | 0 | 0 | 0 | 0 | - | 0 | 0 |
| Nov 19 | @ Jax | L | p | 0 | 0 | 0 | - | 0 | 0 | 0 | 0 | - | 0 | 0 |
| Nov 26 | Car | W | p | 0 | 0 | 0 | - | 0 | 0 | 0 | 0 | - | 0 | 0 |
| Dec 3 | Ind | | | | | | | | | | | | | |
| Dec 11 | @ Mia | | | | | | | | | | | | | |
| Dec 17 | Hou | | | | | | | | | | | | | |
| Dec 24 | Sea | | | | | | | | | | | | | |
| Dec 31 | @ Hou | | | | | | | | | | | | | |
| Jan 6/7 | Jax | | | | | | | | | | | | | |
| Totals | 4-7 | 6/0 | | 4 | 0 | 23 | 5.8 | 12 | 0 | 1 | 13 | 13.0 | 13 | 0 |

KYLE PHILIPS' NFL STATISTICS

| REGULAR SEASON | | RECEIVING | | | | | | | | RUSHING | | | | |
|-------------------|-----------|-----------|----------|-----------|------------|-------------|-----------|----------|----------|----------|----------|----------|----------|--|
| Year | Team | GP | GS | No | Yds | Avg | Lg | TD | Att | Yds | Avg | Lg | TD | |
| 2022 | Tennessee | 4 | 0 | 8 | 78 | 9.8 | 21 | 0 | 0 | 0 | - | 0 | 0 | |
| 2023 | Tennessee | 7 | 0 | 13 | 166 | 12.8 | 29 | 0 | 0 | 0 | - | 0 | 0 | |
| NFL Totals | | 11 | 0 | 21 | 244 | 11.6 | 29 | 0 | 0 | 0 | - | 0 | 0 | |

| REGULAR SEASON | | PUNT RETURNS | | | | | | KICKOFF RETURNS | | | | |
|-------------------|-----------|--------------|----------|-----------|------------|-----------|----------|-----------------|-----------|-------------|-----------|----------|
| Year | Team | No | FC | Yds | Avg | Lg | TD | No | Yds | Avg | Lg | TD |
| 2022 | Tennessee | 5 | 2 | 62 | 12.4 | 46 | 0 | 0 | 0 | - | 0 | 0 |
| 2023 | Tennessee | 4 | 0 | 23 | 5.8 | 12 | 0 | 1 | 13 | 13.0 | 13 | 0 |
| NFL Totals | | 9 | 2 | 85 | 9.4 | 46 | 0 | 1 | 13 | 13.0 | 13 | 0 |

Single-Game Highs

Receptions - 6 vs. N.Y. Giants (9/11/22)

Receiving Yards - [68 at Pittsburgh \(11/2/23\)](#)

Long Reception - [29 at Tampa Bay \(11/12/23\)](#)

Punt Returns - 4 vs. N.Y. Giants (9/11/22)

Punt Return Yards - 62 vs. N.Y. Giants (9/11/22)

Punt Return Long - 46 vs. N.Y. Giants (9/11/22)



86 KEVIN RADER

TIGHT END • 6'4" • 250 LBS • COLLEGE: YOUNGSTOWN STATE
ACQUIRED: FREE AGENT - 2022 • NFL EXPERIENCE (NFL/TITANS): 3/2
HOMETOWN: PITTSBURGH, PA.
GAMES PLAYED/GAMES STARTED: 29/4 (PLAYOFFS: 2/0)



PRO: The Titans signed Kevin Rader to their practice squad just before the start of the 2022 regular season and elevated him to the active roster prior to Week 3. Prior to his arrival in Tennessee, the 6-foot-4-inch, 250-pounder played in seven games with two starts and amassed two receptions for eight yards with the Pittsburgh Steelers. Rader was originally signed by the Green Bay Packers as an undrafted free agent following the 2018 NFL Draft. The Pittsburgh, Pa., native spent the last two campaigns with the Steelers.

CAREER HIGHLIGHTS:

- In 2022, Rader established career-best totals with 14 games played, two starts and nine special teams tackles.
- In 2021, Rader set career-high marks with two receptions for eight yards in six games.

TITANS TIDBITS:

- Rader went on an 8,000-calorie-a-day diet one offseason in college in order to try to add 50 extra pounds and bulk up for the following season.
- As a senior, Rader was the recipient of the William Wallace Watson Scholarship which is given to a passionate Youngstown State student-athlete for whom it will make a difference in their life.

CAREER TRANSACTIONS:

- The Pittsburgh, Pa., native was signed by the Green Bay Packers as an undrafted free agent on May 4, 2018.
- Waived by the Packers on Sept. 1, 2018.
- Signed by the Pittsburgh Steelers to a reserve/futures contract on Jan. 9, 2019.
- Waived by the Steelers on Aug. 31, 2019 and signed to the team's practice squad a day later.
- Waived by the Steelers on Sept. 5, 2020 and signed to the team's practice squad a day later.
- Signed by the Steelers to their active roster from the practice squad on Nov. 24, 2020.
- Waived by the Steelers on Aug. 31, 2021 and signed to the team's practice squad a day later.
- Signed by the Steelers to their active roster from the practice squad on Nov. 8, 2021.
- Waived by the Steelers on Aug. 30, 2022.
- Signed by the Titans to the team's practice squad on Sept. 1, 2022.
- Signed by the Titans to the team's active roster off of the practice squad on Sept. 22, 2022.
- Released by the Titans on Aug. 29, 2023 and signed to the team's practice squad a day later.
- Activated from the practice squad to the active roster standard elevation on Sept. 30, 2023.
- Signed by the Titans to their active roster from the practice squad on Oct. 4, 2023.

SEASON RECAPS:

- 2023 (8/0 - Tennessee):** Tied for the fourth on the squad with four special teams tackles. Has tied for the team lead in special teams tackles three times in 2023 (at IND, vs. BAL, vs. ATL).
- Against Cincinnati (10/1), made his season debut as a reserve at tight end and on special teams.
 - At Indianapolis (10/8), tied for the team lead with a special teams stop on coverage units.
 - In London, against Baltimore (10/15), played as a reserve at tight end.

Registered a special teams tackle on coverage units.

- Against Atlanta (10/29), notched a special teams tackle on coverage units.
- At Pittsburgh (11/2), posted a special teams tackle on coverage units. Saw action as a reserve at tight end.
- At Tampa Bay (11/12), played as a reserve at tight end and on special teams.
- At Jacksonville (11/19), played as a reserve on special teams and at tight end.
- Against Carolina (11/26), saw action as a reserve on special teams and at tight end.

2022 (14/2 - Tennessee): Saw action in 14 games with two starts at tight end in his first season with the Titans. Ranked fourth on the team with nine special teams tackles. Was inactive for one contest. Spent the first two games on the Titans' practice squad. Led or tied for the team lead in special teams tackles three times (at WAS, vs. JAX, at LAC).

- Against Las Vegas (9/25), made his Titans debut as a reserve at tight end and on special teams.
- At Washington (10/9), led the team with a career-high three special teams tackles on coverage units.
- At Houston (10/30), played as a reserve at tight end and helped open holes for Titans' ball carriers to gain 314 rushing yards, the second-highest total in franchise history, including a 219-yard, two-touchdown performance by Derrick Henry.
- Against Cincinnati (11/27), made his first start at tight end with the Titans.
- At Philadelphia (12/4), played as a reserve at tight end and on special teams. Collected a special teams tackle on coverage units.
- Against Jacksonville (12/11), started at tight end and posted a special teams tackle on coverage units.
- At L.A. Chargers (12/18), tied for the team lead with two special teams tackles on coverage units.

2021 (6/1, 1/0 - Pittsburgh): Saw action in six games with one start and caught two passes for eight yards, all of which set career-high marks. Spent nine weeks on the Steelers' practice squad. Was inactive for two contests.

- Against Chicago (11/8), tallied one-yard reception in his season debut.
- At Kansas City (12/26), notched one reception for a career-long seven yards.

2020 (1/1, 1/0 - Pittsburgh): Made his NFL debut and started in one game on the season. Was inactive for three contests. Spent 10 weeks on the Steelers' practice squad.

- At Cleveland (1/3/), made his first career start in his NFL debut.

2019 (0/0 - Pittsburgh): Spent 15 weeks on the Steelers' practice squad.

COLLEGE:

- Played in 45 games over four seasons at Youngstown State (2014-17) and caught 41 passes for 601 yards and four touchdowns during his career.
- As a senior (2017), started in 11 games and tallied 22 receptions for 272 yards and two touchdowns.
- As a junior (2016), played in a career-high 16 games with 13 starts and tallied 17 receptions for 285 yards and two touchdowns.
- As a sophomore (2015), saw action in 11 games with two starts, recording two catches for 44 yards in his first season playing tight end.
- As a redshirt freshman (2014), played in five games as a reserve on the defensive line and recorded one tackle.

- Redshirted in 2013.
- Majored in management at Youngstown State.

PERSONAL:

- Attended Pine Richland (Pa.) High School and was an all-conference selection as a defensive end.
- Son of Janet and Eric Rader.
- Has one brother and one sister.
- Born Kevin Charles Rader on April 26, 1995 in Pittsburgh, Pa.

KEVIN RADER'S TITANS GAME-BY-GAME

| 2022 Tennessee Titans | | | | | RECEIVING | | | | | 2023 Tennessee Titans | | | | | RECEIVING | | | | |
|-----------------------|-------|-------------|-------------|----------|-----------|----------|----------|----------|---------------|-----------------------|------------|------------|----------|----------|-----------|----------|----------|--|--|
| Date | Opp. | W/L | P/S | No | Yds | Avg | Lg | TD | Date | Opp. | W/L | P/S | No | Yds | Avg | Lg | TD | | |
| Sept 11 | NYG | L | PS | | | | | | Sept 10 | @ NO | L | PS | | | | | | | |
| Sept 19 | @ Buf | L | PS | | | | | | Sept 17 | LAC | W | PS | | | | | | | |
| Sept 25 | LV | W | p | 0 | 0 | - | 0 | 0 | Sept 24 | @ Cle | L | PS | | | | | | | |
| Oct 2 | @ Ind | W | p | 0 | 0 | - | 0 | 0 | Oct 1 | Cin | W | p | 0 | 0 | - | 0 | 0 | | |
| Oct 9 | @ Was | W | p | 0 | 0 | - | 0 | 0 | Oct 8 | @ Ind | L | p | 0 | 0 | - | 0 | 0 | | |
| Oct 23 | Ind | W | p | 0 | 0 | - | 0 | 0 | Oct 15 | Bal | L | p | 0 | 0 | - | 0 | 0 | | |
| Oct 30 | @ Hou | W | p | 0 | 0 | - | 0 | 0 | Oct 29 | Atl | W | p | 0 | 0 | - | 0 | 0 | | |
| Nov 6 | @ KC | L | p | 0 | 0 | - | 0 | 0 | Nov 2 | @ Pit | L | p | 0 | 0 | - | 0 | 0 | | |
| Nov 13 | Den | W | p | 0 | 0 | - | 0 | 0 | Nov 12 | @ TB | L | p | 0 | 0 | - | 0 | 0 | | |
| Nov 17 | @ GB | W | IA | | | | | | Nov 19 | @ Jax | L | p | 0 | 0 | - | 0 | 0 | | |
| Nov 27 | Cin | L | S | 0 | 0 | - | 0 | 0 | Nov 26 | Car | W | p | 0 | 0 | - | 0 | 0 | | |
| Dec 4 | @ Phi | L | p | 0 | 0 | - | 0 | 0 | Dec 3 | Ind | | | | | | | | | |
| Dec 11 | Jax | L | S | 0 | 0 | - | 0 | 0 | Dec 11 | @ Mia | | | | | | | | | |
| Dec 18 | @ LAC | L | p | 0 | 0 | - | 0 | 0 | Dec 17 | Hou | | | | | | | | | |
| Dec 24 | Hou | L | p | 0 | 0 | - | 0 | 0 | Dec 24 | Sea | | | | | | | | | |
| Dec 29 | Dal | L | p | 0 | 0 | - | 0 | 0 | Dec 31 | @ Hou | | | | | | | | | |
| Jan 7 | @ Jax | L | p | 0 | 0 | - | 0 | 0 | Jan 6/7 | Jax | | | | | | | | | |
| Totals | | 7-10 | 14/2 | 0 | 0 | - | 0 | 0 | Totals | | 4-7 | 8/0 | 0 | 0 | - | 0 | 0 | | |

KEVIN RADER'S NFL STATISTICS

| REGULAR SEASON | | RECEIVING | | | | | | | | RUSHING | | | | |
|-------------------|------------|-----------|----------|----------|----------|------------|----------|----------|----------|----------|----------|----------|----------|--|
| Year | Team | GP | GS | No | Yds | Avg | Lg | TD | Att | Yds | Avg | Lg | TD | |
| 2020 | Pittsburgh | 1 | 1 | 0 | 0 | - | 0 | 0 | 0 | 0 | - | 0 | 0 | |
| 2021 | Pittsburgh | 6 | 1 | 2 | 8 | 4.0 | 7 | 0 | 0 | 0 | - | 0 | 0 | |
| 2022 | Tennessee | 14 | 2 | 0 | 0 | - | 0 | 0 | 0 | 0 | - | 0 | 0 | |
| 2023 | Tennessee | 8 | 0 | 0 | 0 | - | 0 | 0 | 0 | 0 | - | 0 | 0 | |
| NFL Totals | | 29 | 4 | 2 | 8 | 4.0 | 7 | 0 | 0 | 0 | - | 0 | 0 | |

| PLAYOFFS | | RECEIVING | | | | | | | | RUSHING | | | | |
|-----------------------|------------|-----------|----------|----------|----------|----------|----------|----------|----------|----------|----------|----------|----------|--|
| Year | Team | GP | GS | No | Yds | Avg | Lg | TD | Att | Yds | Avg | Lg | TD | |
| 2020 | Pittsburgh | 1 | 0 | 0 | 0 | - | 0 | 0 | 0 | 0 | - | 0 | 0 | |
| 2021 | Pittsburgh | 1 | 0 | 0 | 0 | - | 0 | 0 | 0 | 0 | - | 0 | 0 | |
| Playoff Totals | | 2 | 0 | 0 | 0 | - | 0 | 0 | 0 | 0 | - | 0 | 0 | |

Single-Game Highs

Receptions - 1 (Twice, last at Kansas City 12/26/21)
 Receiving Yards - 7 at Kansas City (12/26/21)
 Long Reception - 7 at Kansas City (12/26/21)

Additional Statistics

Special Teams Tackles - 9 (2022), **4 (2023)**



75 DILLON RADUNZ

**OFFENSIVE LINEMAN • 6'6" • 301 LBS • COLLEGE: NORTH DAKOTA STATE
ACQUIRED: 2ND ROUND - 2021 • NFL EXPERIENCE (NFL/TITANS): 3/3
HOMETOWN: BECKER, MINN.
GAMES PLAYED/GAMES STARTED: 33/10 (PLAYOFFS: 0/0)**



PRO: The Titans used their second-round selection in the 2021 NFL Draft on offensive lineman Dillon Radunz (pronounced "RAY-dinz"), who brings athleticism and versatility to the position group. During his first two seasons, the 6-foot-6-inch, 301-pounder appeared in 23 games with five starts. A native of Becker, Minn., Radunz declared for the NFL Draft after North Dakota State's lone fall game his senior season, choosing to forego the Bisons' spring football schedule. He started 32 collegiate games at NDSU and was a member of four Missouri Valley Football Conference championship teams and three NCAA Division I football national championships.

CAREER HIGHLIGHTS:

- In 2022, Radunz set a career high with four starts, including two starts at right guard and two starts at left guard.
- In 2021, Radunz logged his first career NFL start at left tackle on Thursday Night Football against San Francisco (12/23).

TITANS TIDBITS:

- Radunz has a long history with the jersey number 75. At Becker (Minn.) High School, No. 75 was passed down from the previous player of the year to him. After he won the player of the year award, he passed it on to the next winner. Then he was issued the number at North Dakota State and later passed it on to his younger brother, Nick.
- The community fellowship program Alcoholics Anonymous has a special place in Radunz's life due to his father's struggles with alcoholism. His father, Jeff, passed away at the age of 45 in an alcohol-related incident when Dillon was 12.
- During the COVID-19 pandemic in 2020-21, Radunz took up golfing and went hog hunting for the first time in Oklahoma. He is also trying to learn how to play the guitar.

CAREER TRANSACTIONS:

- The Becker, Minn., native was selected by the Titans in the second round (53rd overall) of the 2021 NFL Draft.

SEASON RECAPS:

2023 (10/5):

- At New Orleans (9/10), was inactive.
- Against L.A. Chargers (9/17), returned to the lineup and saw significant action as a reserve at left guard and was a part of an offensive front that blocked for a unit that amassed 341 total yards, including 141 yards on the ground.
- At Cleveland (9/24), started at left guard.
- Against Cincinnati (10/1), started at left guard and was a member of an offensive line that protected for a group that accumulated 400 total yards, including 173 yards on the ground.
- At Indianapolis (10/8), saw limited action as a reserve on special teams.
- In London, against Baltimore (10/15), played as a reserve on special teams.
- Against Atlanta (10/29), played as a reserve on special teams.
- At Pittsburgh (11/2), saw significant action as a reserve at right tackle after Nicholas Petit-Frere left the game with an injury early in the second quarter. Also saw a snap at right guard when Daniel Brunskill missed a play because of injury.
- At Tampa Bay (11/12), started at right guard. Moved to left tackle in the second quarter after Andre Dillard left the game with an injury.
- At Jacksonville (11/19), started at left tackle.
- Against Carolina (11/26), started at right tackle.

2022 (11/4): Saw action in 11 games with four starts, two at left guard and two at right guard. Also saw action as a reserve at left tackle. Did not play in three games. Placed on injured reserve on Dec. 21 and missed the final three contests.

- At Washington (10/9), made his first start of the season at right guard and helped create running lanes for Derrick Henry to post 102 yards on the ground with two rushing scores.
- Against Indianapolis (10/23), started at right guard and blocked for Derrick Henry to collect 128 yards on the ground.
- At Green Bay (11/17), made his first career start at left guard and blocked for an offense that amassed 408 total yards with four touchdowns.
- Against Cincinnati (11/27), started at left guard.
- At Philadelphia (12/4), played as a reserve at right guard late in the fourth quarter.
- At L.A. Chargers (12/18), played as a reserve at left tackle before leaving the game in the second quarter with an injury.

2021 (12/1, 0/0): Played in 12 games with one start at left tackle during his rookie campaign. Was inactive for five regular season games and the postseason contest. Made his NFL debut at Seattle (9/19/21). Made his first career NFL start against San Francisco (12/23/21).

- At Seattle (9/19), saw action in his first NFL contest on special teams.
- Against Kansas City (10/24), saw significant action at left guard after Rodger Saffold III left the game with an injury. Played limited snaps at right guard after Nate Davis left the game briefly with an injury. Helped block for an offense that registered 369 total yards while only allowing one sack on 28 pass attempts.
- At Indianapolis (10/31), entered the game at right guard late in the third quarter after Nate Davis left with an injury.
- At L.A. Rams (11/7), saw action on special teams and as an extra tight end in jumbo sets.
- At New England (11/28), played as a reserve at left guard for the final series.
- Against San Francisco (12/23), made his first career NFL start at left tackle. Helped the Titans convert a season-high nine third downs on 16 attempts in the game, while scoring on four of its five possessions in the second half.
- Against Miami (1/2), played as a reserve at left guard late in the fourth quarter.

COLLEGE:

- Played parts of four seasons at North Dakota State and saw action in 33 career games with 32 starts. Was a member of four Missouri Valley Football Conference championship teams and three NCAA Division I football national championships. Selected as a two-time FCS All-American and 2019 consensus first-team pick.
- As a senior (2020), made his 32nd consecutive and final start at left tackle for the Bison in the Oct. 3 season opener. Participated in the 2021 Reese's Senior Bowl.
- As a junior (2019), was a consensus first team All-American by the Associated Press, AFCA, STATS, HERO Sports, FCS Athletic Directors Association, Walter Camp Football Foundation, Phil Steele and Athlon Sports. Named All-Missouri Valley Football Conference first team after starting all 16 games at left tackle. NDSU rushed for a school-record 4,601 yards and ranked fourth in the FCS with 287.6 rushing yards per game.
- As a sophomore (2018), named All-Missouri Valley Football Conference second team after starting all 15 games at left tackle. Selected HERO Sports FCS sophomore All-American.

- As a redshirt freshman (2017), suffered a season-ending injury in the season opener.
- As a true freshman (2016), redshirted.
- Graduated in December 2020 with a bachelor's degree in industrial engineering and management from North Dakota State.

PERSONAL:

- Married to Abbi.
- Attended Becker (Minn.) High School and was a two-year starting left tackle for the back-to-back Minnesota Class 4A state champions in 2014 and 2015. His team went 25-1 over the two title-winning seasons.
- As a senior (2015), was a Top 10 finalist for Mr. Football in Minnesota while helping pave the way for a team that rushed for 3,091 yards and passed for 2,251 yards with 77 touchdowns.
- In 2015, was a team captain and district MVP who earned all-state recognition from the Associated Press, KARE-11 TV and Minnesota Vikings along with all-conference and all-metro honors.
- As a defensive lineman, finished his high school career with 99 solo tackles and 64 assisted tackles, including 14 quarterback sacks.
- Was named all-conference in basketball, where he was a three-year starter.
- Also competed in track and field and was a sixth-place finisher in the shot put at the 2015 Class 2A state meet.
- Has an older sister, Danielle, and a younger brother, Nick, who is an offensive lineman who joined the North Dakota State football program in spring 2020.
- Last name is pronounced RAY-dinz.
- Follow Radunz on Twitter at @DillonRadunz.
- Follow Radunz on Instagram at @dillon.radunz.
- Born Dillon Jeffrey Radunz on March 28, 1998 in St. Cloud, Minn.

DILLON RADUNZ'S NFL STATISTICS

REGULAR SEASON

| Year | Team | GP | GS |
|-------------------|-----------|-----------|-----------|
| 2021 | Tennessee | 12 | 1 |
| 2022 | Tennessee | 11 | 4 |
| 2023 | Tennessee | 10 | 5 |
| NFL Totals | | 33 | 10 |

PLAYOFFS

| Year | Team | GP | GS |
|-------------------|-----------|----------|----------|
| 2021 | Tennessee | 0 | 0 |
| NFL Totals | | 0 | 0 |

Starts Breakdown:

2021 - LT 1; 2022 - RG - 2, LG - 2; 2023 - LG 2, RG 1, LT 1, RT 1

Additional Career Statistics

Misc. Tackles - 1 (2021), 1 (2023)



56 MONTY RICE

LINEBACKER • 6'0" • 233 LBS • COLLEGE: GEORGIA

ACQUIRED: 3RD ROUND - 2021

NFL EXPERIENCE (NFL/TITANS): 3/3 • HOMETOWN: HUNTSVILLE, ALA.

GAMES PLAYED/GAMES STARTED: 34/10 (PLAYOFFS: 0/0)



PRO: The Titans selected Monty Rice in the third round of the 2021 NFL Draft. In his first two NFL seasons, he saw action in 23 games with 10 starts at inside linebacker. The 6-foot, 233-pound defender possesses excellent speed, physicality and the instincts required to run and cover successfully at the linebacking position. The Huntsville, Ala., native appeared in 47 games with 28 starts during a four-year career (2017-20) at Georgia, where he tallied 219 tackles, 10.5 tackles for loss, two sacks, 21 quarterback pressures, five passes defended, three forced fumbles and one fumble recovery returned for a touchdown. As a senior in 2020, Rice was a finalist for the Butkus Award and earned Associated Press All-SEC first-team honors.

CAREER HIGHLIGHTS:

- In 2022, Rice returned from an injury that ended his rookie campaign and played in 13 games with six starts. He ranked fourth on the team with 63 total tackles.
- Rice appeared in 10 games with four starts as a rookie in 2021, registering 30 tackles, one pass defended and six tackles on special teams.
- In his final season at Georgia in 2020, he was named a finalist for the Butkus Award, which recognizes the nation's best linebacker, after amassing 49 tackles, four tackles for loss, one sack, one pass defended, two forced fumbles and one fumble recovery returned for a score.

TITANS TIDBITS:

- A Huntsville, Ala., native, Rice grew up about two hours outside of Nashville. As a child, Rice attended about 10 Titans games, including the memorable Titans-Cardinals game on Nov. 29, 2009 (Titans 20, Cardinals 17). His favorite Titans players were Chris Johnson, Keith Bulluck and Kyle Vanden Bosch.
- Rice has a tattoo on his right forearm of his cousin's name, Haraesheo Rice. Haraesheo, who suffered from mental illness, was shot and killed by police in Huntsville in September 2017. 'I think about my cousin a lot. I know he's looking down on me smiling, watching what I'm doing,' Rice said. 'We used to live together. We were real close.'
- He has a black lab named Shadow.

CAREER TRANSACTIONS:

- The Huntsville, Ala., native was selected by the Titans in the third round (92nd overall) of the 2021 NFL Draft.

SEASON RECAPS:

2023 (11/0): Leads the team with eight special teams tackles. Has led the team in tackles once in 2023 (at JAX). Has led or tied for the team lead in special teams tackles twice in 2023 (vs. BAL, at PIT).

- At New Orleans (9/10), saw action as a reserve on special teams and notched two tackles on coverage units.
- Against L.A. Chargers (9/17), posted a special teams tackle on coverage units.
- At Cleveland (9/24), tallied a special teams tackle on coverage units.
- Against Cincinnati (10/1), played as a reserve on special teams.
- At Indianapolis (10/8), saw action as a reserve on special teams.
- In London, against Baltimore (10/15), registered a special teams tackle on coverage units. Stuffed Devin Duvernay for just a 14-yard kickoff return in the first quarter.
- Against Atlanta (10/29), saw action as a reserve on special teams.
- At Pittsburgh (11/2), led the team with a career-best three special teams tackles on coverage units.
- At Tampa Bay (11/12), played as a reserve at linebacker and collected

four tackles. Teamed with Eric Garror to stuff Chase Edmonds for a two-yard loss on a short pass in the second quarter. Combined with TK McLendon Jr. to stop Rachaad White for no gain on a rush up the middle late in the fourth quarter.

- At Jacksonville (11/19), played as a reserve at linebacker and led the team with eight tackles, including a stop for loss. Teamed with Tear Tart to stuff Travis Etienne for a one-yard loss on a rush off left guard early in the fourth quarter.
- Against Carolina (11/26), saw action as a reserve at linebacker and posted four tackles. Teamed with Rashad Weaver to stuff Cuba Hubbard for no gain on a rush up the middle in the third quarter.

2022 (13/6): Played in 13 games with six starts at linebacker and ranked fourth on the team with 63 tackles. Posted three quarterback pressures, four stops for loss, a pass defended and three special teams stops. Spent the first four weeks of the season on the reserve/physically unable to perform list before being activated on Oct. 8. Led the team in tackles four times (vs. JAX, vs. HOU, vs. DAL, at JAX).

- At Washington (10/9), made his season debut as a reserve on special teams.
- Against Denver (11/13), made his first start of the season at linebacker and posted seven tackles, including a stop for loss. Combined with Roger McCreary to stonewall Melvin Gordon for one-yard loss on a rush off right tackle in the first quarter. Teamed with Dylan Cole to stuff Latavius Murray for a one-yard loss on a rush off right guard in the second quarter.
- At Green Bay (11/17), started at linebacker and registered three tackles.
- At Philadelphia (12/4), saw action as a reserve at linebacker and produced six tackles, including a stop for loss. Collected a special teams stop on coverage units. Stuffed Boston Scott for a two-yard loss on a rush off left end in the final stanza.
- Against Jacksonville (12/11), started at linebacker and led the team with a career-best 12 tackles, including a stop for loss. Combined with Bud Dupree to stuff Travis Etienne Jr. for a one-yard loss on a rush up the middle in the second quarter. Stonewalled Etienne Jr. for no gain on a rush off left guard in the second stanza. Stopped Etienne Jr. for no gain on a rush off right guard in the fourth quarter.
- At L.A. Chargers (12/18), started at linebacker and recorded five tackles, a quarterback pressure and a pass defended. Halted a Chargers' drive by breaking up a deep pass intended for Keenan Allen on third-and-three in the second quarter.
- Against Houston (12/24), started at linebacker and led the team with nine tackles.
- Against Dallas (12/29), started at linebacker and led the team with a career-best 13 tackles, including a stop for loss and two quarterback pressures. Shot through the line and stopped Malik Davis for a one-yard loss on a rush up the middle in the first quarter. Stuffed Davis for no gain on a rush off left tackle late in the third stanza.
- At Jacksonville (1/7), played as a reserve at linebacker and led the team with eight tackles.

2021 (10/4, 0/0): Played in 10 games with four starts at linebacker during his rookie campaign and registered 30 tackles, a pass defended and six special teams stops. Was inactive for two games. Placed on injured reserve on Nov. 30 and missed the final five regular season games and the postseason contest. Led the team in tackles once (vs. NO). Led or tied for the team lead in special teams tackles three times (at NYJ, at LAR, vs. HOU). Made his NFL debut against Arizona (9/12/21). Made his first career NFL start at Indianapolis (10/31/21).

MONTY RICE'S NFL STATISTICS

| REGULAR SEASON | | TACKLES | | | | | | | | | | INTERCEPTIONS | | | | | FUMBLES | | | |
|-------------------|-----------|-----------|-----------|------------|-----------|-----------|------------|------------|----------|----------|----------|---------------|----------|----------|----------|----------|----------|----------|-----------|--|
| Year | Team | GP | GS | Tot | Solo | Asst | Sk | Yds | QBP | TFL | No | Yds | Lg | TD | PD | FF | FR | Yds | SpT | |
| 2021 | Tennessee | 10 | 4 | 30 | 15 | 15 | 0.0 | 0.0 | 1 | 0 | 0 | 0 | 0 | 0 | 1 | 0 | 0 | 0 | 6 | |
| 2022 | Tennessee | 13 | 6 | 63 | 36 | 27 | 0.0 | 0.0 | 3 | 4 | 0 | 0 | 0 | 0 | 1 | 0 | 0 | 0 | 3 | |
| 2023 | Tennessee | 11 | 0 | 16 | 8 | 8 | 0.0 | 0.0 | 0 | 1 | 0 | 0 | 0 | 0 | 0 | 0 | 0 | 0 | 8 | |
| NFL Totals | | 34 | 10 | 109 | 59 | 50 | 0.0 | 0.0 | 3 | 5 | 0 | 0 | 0 | 0 | 2 | 0 | 0 | 0 | 17 | |

Single-Game Highs

Tackles - 13 vs. Dallas (12/29/22)

Special Teams Tackles - 3 at Pittsburgh (11/2/23)

Tackle For Loss - 1 (Five times, last at Jacksonville 11/19/23)

Quarterback Pressures - 2 vs. Dallas (12/29/22)

Passes Defensed - 1 (Twice, last at L.A. Chargers 12/18/22)



98 JEFFERY SIMMONS

DEFENSIVE TACKLE • 6'4" • 305 LBS

COLLEGE: MISSISSIPPI STATE • ACQUIRED: 1ST ROUND - 2019

NFL EXPERIENCE (NFL/TITANS): 5/5 • HOMETOWN: MACON, MISS.

GAMES PLAYED/GAMES STARTED: 67/65 (PLAYOFFS: 5/2)



Captain: 2021, 2022, 2023



Pro Bowl: 2021, 2022

PRO: The Titans selected Jeffery Simmons with the 19th overall pick in the 2019 NFL Draft. By the end of his fourth season, he was a two-time team captain, a two-time Pro Bowl selection and a two-time second-team All-Pro honoree. From 2019 to 2022, he appeared in 56 total games with 54 starts, and his 21 sacks ranked second on the Titans defense behind only Harold Landry III (26.5). He was rewarded with a multi-year contract extension during the 2023 offseason. The 6-foot-4, 305-pound defensive lineman provides a rare blend of size, power and quickness, making him a disruptive force in the middle of the defense. He was a first-team All-SEC selection as a sophomore and junior at Mississippi State, adding second-team All-American honors as a junior. Following his junior season, he declared for the NFL Draft.

CAREER HIGHLIGHTS:

- In 2022, he earned Pro Bowl and second-team All-Pro honors for the second consecutive campaign, anchoring a unit that ranked first in the NFL in rushing defense (76.9 opponent rushing yards per game). Simmons posted 7.5 sacks and 43 quarterback pressures and added a career-high seven passes defended, which tied for the fourth-best mark among all NFL defensive linemen. Simmons and Arizona's J.J. Watt were the NFL's only players in 2022 with at least seven sacks and seven passes defended.
- In 2021, Simmons was named a team captain for the first time in his career, and he went on to become one of six players on the roster to start all 17 games. He was named to his first career Pro Bowl and added Associated Press second-team All-Pro honors after setting career highs in several categories, including sacks (8.5), tackles (54), quarterback pressures (58), tackles for loss (12) and passes defended (six). Among all defensive tackles in the NFL, his 8.5 sacks ranked sixth.
- Simmons was one of only five NFL players to produce at least 50 tackles, eight sacks and six passes defended in 2021, joining Maxx Crosby, Cameron Jordan, Cameron Heyward and T.J. Watt. Simmons and Heyward were the only interior defensive linemen in the league to accomplish the feat.
- In a divisional playoff game against Cincinnati on Jan. 22, 2022, he set a franchise postseason record with three sacks.
- In 2020, Simmons started 15 games at defensive tackle for the Titans and tied for the NFL lead with three defensive fumble recoveries. He also ranked second on the team with three sacks and 20 quarterback pressures.
- As a rookie in 2019, Simmons totaled 40 tackles, two sacks, two tackles for loss, 14 quarterback pressures and one pass defended in nine games (seven starts). He added four tackles, three quarterback pressures and a fumble recovery in three playoff contests.
- As a junior in 2018, Simmons was named first team All-SEC and second team All-American after totaling 63 tackles, 17 tackles for loss and two sacks. His 17 tackles for loss led the team, ranked fourth in the SEC and were the third-most in single-season school history.

TITANS TIDBITS:

- In July 2023, Simmons paid homage to his hometown of Macon, Miss., with his first 'Community Fun Day,' which included local food vendors, games, inflatables and fireworks. He was then honored by city officials with a key to the city.
- In July 2022, the official ribbon cutting was held at the Jeffery B. Simmons Field House at Noxubee County High School in Macon, Miss. Simmons donated more than \$50,000 to upgrade his former high school's athletic facilities. During the same week, he donated \$75,000 to Starkville (Miss.) Parks and Recreation to be used for a new turf field at the Starkville

Sportsplex. The field was also named in his honor.

- During college, Simmons was a two-time member of the SEC Academic Honor Roll.
- Simmons' brother, Dylan Bradley, played football at Southern Miss and then spent time with the Minnesota Vikings. His uncle, Jason Hatcher, played 10 total seasons with the Dallas Cowboys and Washington Commanders.
- Away from football, Simmons enjoys fishing and spending time outdoors.
- Simmons holds an annual youth football camp in Mississippi.

CAREER TRANSACTIONS:

- The Macon, Miss., native was selected by the Titans in the first round (19th overall) of the 2019 NFL Draft.

SEASON RECAPS:

- **2023 (11/11):** Ranks second on the team with 5.5 sacks and tied for second on the squad with 37 quarterback pressures. Leads the team with 11 tackles for loss. Secured his third consecutive season with at least five sacks. Has tied for the team lead in sacks twice in 2023 (vs. LAC, vs. ATL). Has led or tied for the team lead in quarterback pressures five times in 2023 (vs. LAC, at CLE, vs. CIN, at IND, vs. ATL). Has tied for the team lead in passes defended once in 2023 (at TB). Selected as a team captain by his teammates.
- At New Orleans (9/10), started at defensive tackle and notched five tackles, a sack, another stop for loss and three quarterback pressures. Halted a Saints' drive by dropping Derek Carr for a three-yard sack on third-and-15 in the second quarter. Stonewalled Tayson Hill for a four-yard loss on a rush in the final period. Combined with Azeez Al-Shaair to stop Jamaal Williams for no gain on a rush late in the final period.
- Against L.A. Chargers (9/17), collected five tackles, including a sack and tied for the team lead with four quarterback pressures. Stuffed Justin Herbert for no gain on a third-and-one rush in the second quarter. Halted a Chargers' drive by sacking Justin Herbert for a nine-yard loss on third-and-six in the third stanza.
- At Cleveland (9/24), tallied two tackles and a team-high four quarterback pressures.
- Against Cincinnati (10/1), posted two tackles, a half sack and a team-best five quarterback pressures. Ended a Bengals' drive by combining with Denico Autry to drop Joe Burrow for an eight-yard sack on third-and-seven in the second quarter.
- At Indianapolis (10/8), recorded three tackles and tied for the team lead with three quarterback pressures. Combined with Jaleel Johnson to stop Zack Moss for no gain on a third-and-two rush up the middle in the final quarter.
- In London, against Baltimore (10/15), registered two tackles and two quarterback pressures.
- Against Atlanta (10/29), notched five tackles, including two sacks, a team-best six quarterback pressures and a forced fumble. Flew through the line and sacked Desmond Ridder for a 10-yard loss in the opening quarter. Strip-sacked Ridder for a six-yard loss and the fumble was recovered by Azeez Al-Shaair at the Falcons' 33-yard line in the second quarter. Stuffed Bijan Robinson for a three-yard loss on a rush off left end in the third stanza.
- At Pittsburgh (11/2), tallied seven tackles with a stop for loss and a quarterback pressure. Entered the game on offense and served as a blocker on Derrick Henry's two-yard touchdown run in the second quarter. Teamed with Kyle Peko to stuff Najee Harris for a one-yard loss on a rush off left guard in the second quarter. Combined with Trevis Gipson to stonewall Harris for a two-yard loss on a run off left guard in the third stanza. Stopped Harris for no gain on first-and-goal rush from the one-yard

line in the fourth quarter.

- At Tampa Bay (11/12), collected four tackles, two quarterback pressures and a pass defended. Batted down a short pass intended for Chris Godwin in the third quarter.
- At Jacksonville (11/19), recorded two tackles, including a stop for loss and two quarterback pressures. Posted his first career touchdown on a goalline reception. Forced the Jaguars' to settle for a field goal by firing through the line and stonewalling Travis Etienne for a one-yard loss on a third-and-one rush late in the second quarter. Lined up at fullback and snared a two-yard touchdown pass from Will Levis in the fourth quarter for his first career score.
- Against Carolina (11/26), posted five tackles, including a sack, two additional tackles for loss, a fumble recovery and five quarterback pressures. Recovered a Bryce Young fumble after an eight-yard strip-sack by Arden Key in the second quarter. Stuffed Miles Sanders for a two-yard loss on a rush up the middle early in the third quarter. Stonewalled Sanders for a two-yard loss on a rush up the middle later in the third stanza. Dropped Bryce Young for a seven-yard sack in the third quarter.

2022 (15/15): Named to his second consecutive Pro Bowl and selected second-team Associated Press All-Pro. Ranked second on the team with 7.5 sacks, nine tackles for loss and 43 quarterback pressures. Finished third on the squad with seven passes defended. Registered 53 tackles and a forced fumble. Was inactive for two contests. Selected as a team captain by his teammates. Led or tied for the team lead in sacks five times (vs. NYG, at WAS, vs. IND, at HOU, at GB). Led or tied for the team lead in quarterback pressures five times (vs. NYG, vs. LV, at WAS, at HOU, vs. JAX). Tied for the team lead in passes defended three times (at BUF, vs. LV, vs. JAX).

- Against N.Y. Giants (9/11), posted six tackles, two sacks, two additional stops for loss, a forced fumble while tying for the team lead with six quarterback pressures. Sacked Daniel Jones for a five-yard loss in the opening quarter. Strip-sacked Daniel Jones for a seven-yard loss and the fumble was recovered by Bud Dupree at the Giants' 44-yard line in the second stanza. Combined with David Long Jr. to stuff Saquon Barkley for a one-yard loss on a rush off right tackle in the third quarter. Burst through the line and dropped Barkley for a six-yard loss on a rush off right end in the final quarter.
- Against Las Vegas (9/25), notched two tackles, a team-high five quarterback pressures and a pass defended. Batted down a pass intended for Foster Moreau on third-and-nine in the third quarter. Teamed with David Long Jr. to stonewall Brandon Bolden for a two-yard loss on a screen pass late in the third stanza.
- At Indianapolis (10/2), tallied five tackles. Helped limit Jonathan Taylor to just 42 rushing yards on 20 carries in the victory. Combined with David Long Jr. to stuff Jonathan Taylor for a two-yard loss on a rush off right tackle early in the first quarter.
- At Washington (10/9), recorded five tackles, 1.5 sacks, a pass defended and a team-best seven quarterback pressures. Dropped Carson Wentz for a sack midway through the second quarter. Deflected a pass intended for Dymari Brown on third-and-four in the third quarter. Combined with Sam Okuayinonu to sack Wentz for an eight-yard loss in the fourth quarter.
- Against Indianapolis (10/23), registered six tackles, including a sack, four quarterback pressures and two stops for loss. Stuffed Nyheim Hines for a two-yard loss on a rush up the middle in the second quarter. Ended a Colts' drive by sacking Matt Ryan for a nine-yard loss on third-and-10 late in the second quarter.
- At Houston (10/30), notched two tackles, including a sack, an additional stop for loss and a team-high five quarterback pressures. Produced a streak of three consecutive games with at least one sack for the first time in his career. Stonewalled Dameon Pierce for a three-yard loss on a rush off right guard in the opening quarter. Ended a Texans' drive by dropping Davis Mills for a 12-yard sack on third-and-five in the third stanza.
- At Kansas City (11/6), produced four tackles, two quarterback pressures and a pass defended. Teamed with Roger McCreary to stuff Clyde Edwards-Helaire for no gain on a rush off right tackle late in the first quarter. Stonewalled Isiah Pacheco for no gain on a rush off left tackle in the third quarter. Batted down a third-and-10 pass intended for Mecole Hardman late in the fourth quarter.
- At Green Bay (11/17), started at defensive tackle in his 50th career regular season game and registered five tackles, including a sack and a quarterback pressure. Dropped Aaron Rodgers for a 12-yard sack late in the fourth quarter. Joined Jevon Kearse (35) and Harold Landry III (20.5)

as the franchise's only players since 1982, when individual sacks became an official statistic, to reach the 20-sack mark within their first 50 NFL games. Simmons is the club's first interior lineman to do so.

- Against Cincinnati (11/27), collected five tackles with a stop for loss. Stonewalled Samaje Perine for a five-yard loss on a short pass in the second quarter. Teamed with David Long Jr. to stuff Perine for no gain on a rush up the middle in the final stanza. Stopped Joe Burrow for no gain on a quarterback draw late in the fourth quarter.
- Against Jacksonville (12/11), tied for the team lead with three quarterback pressures and two passes defended. Ended a Jaguars' drive by batting down a pass intended for Evan Engram on third-and-five in the first quarter. Knocked down a pass intended for Dan Arnold in the third stanza.
- At L.A. Chargers (12/18), recorded seven tackles, including a sack and three quarterback pressures. Dropped Justin Herbert for a nine-yard sack in the first quarter. Teamed with DeMarcus Walker to stuff Austin Ekele for no gain on a rush up the middle in the fourth quarter.
- Against Houston (12/24), notched four tackles and three quarterback pressures. Teamed with Teair Tart to stuff Royce Freeman for a one-yard loss on a rush up the middle in the fourth quarter.

2021 (17/17, 1/1): Named Associated Press second-team All-Pro and named to his first career Pro Bowl. Started all 17 games at defensive tackle and led the team with 58 quarterback pressures. Ranked second on the squad with 12 tackles for loss and third on the club with a career-best 8.5 sacks. Added 54 tackles and six passes defended. Started the postseason contest and registered eight tackles, including a team-high and franchise-postseason-record three sacks to go along with three quarterback pressures. Led or tied for the team lead in sacks five times (vs. ARI, at LAR, vs. NO, at HOU, vs. CIN). Led or tied for the team lead in quarterback pressures eight times (at SEA, vs. BUF, at IND, at LAR, vs. NO, vs. SF, vs. MIA, at HOU). Tied for the team lead in passes defended twice (vs. HOU, at PIT). Registered a career-high three sacks at L.A. Rams (11/7/21).

- Against Arizona (9/12), started at defensive tackle and collected five tackles, including a sack and two quarterback pressures. Stuffed Chase Edmonds for no gain on a rush up the middle early in the first stanza. Halted a Cardinals' drive by sacking Kyler Murray for a seven-yard loss on third-and-10 in the third quarter.
- At Seattle (9/19), started at defensive tackle and posted a half sack and a team-high four quarterback pressures. Halted a Seahawks' drive by combining with Denico Autry for a seven-yard sack of Russell Wilson on third-and-14 in the second quarter.
- Against Indianapolis (9/26), started at defensive tackle and tallied three tackles, three quarterback pressures and a pass defended. Batted down a pass at the line of scrimmage that was intended for Michael Pittman Jr.
- At Jacksonville (10/10), started at defensive tackle and compiled three tackles, including a stop for loss, three quarterback pressures and a pass defended. Stuffed James Robinson for a one-yard loss on a rush up the middle in the second quarter. Deflected a pass intended for Jamal Agnew in the second stanza.
- Against Buffalo (10/18), started at defensive tackle and registered five tackles, a sack and led the team with seven quarterback pressures. Dropped Josh Allen for a seven-yard sack midway through the fourth quarter. Sealed the victory by stonewalling Allen for no gain on a fourth-and-one quarterback sneak inside the Titans' five-yard line with less than 30 seconds remaining in the game.
- At L.A. Rams (11/7), tallied six tackles, including a career-best three sacks, to go along with a career-high and team-best 10 quarterback pressures. Became the first Titans player with three sacks in a game since Dec. 21, 2008 (3.5, Jason Jones). Became the only Titans/Oilers players with three sacks in the first half of a game since individual sacks became an official NFL statistic in 1982. Sacked Matthew Stafford for a seven-yard loss on the Rams' opening drive. Pressured Stafford in the end zone resulting in an interception by David Long Jr. which was returned to the Rams' two-yard line in the second quarter. Halted a Rams' drive by dropping Stafford for a 10-yard sack on third-and-five in the second quarter. Notched his third sack of the evening by bringing down Stafford for a nine-yard loss late in the second stanza. Combined with Chris Jackson to stop Sony Michel for no gain on a rush off left tackle late in the third quarter.
- Against New Orleans (11/14), collected four tackles, including a team-high two sacks, a team-best three quarterback pressures to go along with a pass defended. Recorded multiple sacks in consecutive games for the first time in his career. Sacked Trevor Siemian for an eight-yard loss in the opening quarter. Registered his second consecutive multiple-sack game by dropping Siemian for four-yard loss late in the second quarter. Batted

down a pass intended for Mark Ingram in the third stanza. Stuffed Ingram for no gain on a rush off right tackle in the fourth quarter.

- Against Jacksonville (12/12), posted three tackles, including a stop for loss, three quarterback pressures and a pass defended in the shutout victory. Stuffed James Robinson for a one-yard loss on a rush up the middle early in the third quarter. Combined with Rashaan Evans to stonewall Robinson for no gain on a rush off left tackle in the third stanza. Batted down a pass intended for Carlos Hyde in the final quarter.
- At Houston (1/9), compiled two tackles, including a sack and a team-best four quarterback pressures. Dropped Davis Mills for a nine-yard sack in the third quarter.
- Against Cincinnati (1/22), started at defensive tackle and posted eight tackles, including a team-best and franchise single-game postseason record three sacks to go along with three quarterback pressures. Sacked Joe Burrow for a 12-yard loss on third-and-14 late in the second quarter. Dropped Burrow for a six-yard sack early in the third quarter. Registered his third sack of the day and ended a Bengals' drive by dropping Burrow for a 10-yard loss on third-and-eight in the fourth quarter.

2020 (15/15, 1/1): Started 15 games at defensive tackle and finished second on the club with three sacks and 20 quarterback pressures. Tied for the NFL lead with three defensive fumble recoveries in 2020. Registered 49 tackles, including three stops for loss, five passes defended and a forced fumble. Missed one game on the reserve/COVID-19 list. Started the postseason contest at defensive tackle and collected three tackles, including a stop for loss. Led or tied for the team lead in sacks three times in 2020 (at MIN, vs. HOU, at IND). Led or tied for the team lead in quarterback pressures eight times in 2020 (at MIN, vs. HOU, vs. PIT, at CIN, at BAL, at IND, vs. CLE, at GB). Tied for the team lead in passes defended once in 2020 (vs. IND).

- At Denver (9/14), started at defensive tackle and collected four tackles and a fumble recovery. Gave the Titans offense great field position by recovering a Melvin Gordon III fumble that was forced by Kevin Byard at the Broncos' 23-yard line early in the second quarter. Finished off the Titans' goal-line stand in the second quarter by stuffing Jake Butt for no gain on a short pass on fourth down.
- Against Jacksonville (9/20), started at defensive tackle and posted three tackles and a pass defended. Sealed the victory by deflecting a Gardner Minshew II pass that was intercepted by Harold Landry III with 47 seconds remaining in the game.
- At Minnesota (9/27), started at defensive tackle and registered five tackles, including a sack and a team-best five quarterback pressures. Ended a Vikings' drive by dropping Kirk Cousins for a six-yard sack on third-and-eight in the first quarter.
- Against Houston (10/18), started at defensive tackle and produced six tackles, including a sack and two quarterback pressures. Teamed with DaQuan Jones to stuff David Johnson for a one-yard loss on a rush off left tackle in the first quarter. Combined with Rashaan Evans to stuff David Johnson for no gain on a goalline rush in the second quarter. Halted a Texans' drive by dropping Deshaun Watson for a 12-yard sack on third-and-eight in the fourth quarter. Made a critical play by batting down a two-point conversion attempt intended to Randall Cobb that would have made it a two-score game late in the fourth quarter.
- Against Pittsburgh (10/25), started at defensive tackle and registered three tackles, a team-high two quarterback pressures and a pass defended. Pounced on James Conner for a 10-yard loss after Ben Roethlisberger pitched him the ball in the first quarter. Stuffed Conner for no gain on a rush up the middle in the third stanza. Batted a Roethlisberger pass that was then intercepted by Jayon Brown late in the third quarter.
- Against Chicago (11/8), named AFC Defensive Player of the Week after starting at defensive tackle and tallying three tackles, a forced fumble, a fumble recovery and a pass defended. Forced a David Montgomery fumble that was scooped up by Desmond King II and returned 63 yards for a touchdown in the third quarter. Deflected a pass intended for Anthony Miller in the final stanza. Recovered a Miller fumble that was forced by Jayon Brown in the fourth quarter.
- At Indianapolis (11/29), started at defensive tackle and recorded four tackles, a sack, two quarterback pressures and a pass defended. Halted a Colts' drive by dropping Philip Rivers for a six-yard sack on third-and-six in the third quarter. Batted down a pass intended for T.Y. Hilton late in the third stanza. Stuffed Nyheim Hines for no gain on a rush up the middle late in the fourth quarter.
- Against Cleveland (12/6), started at defensive tackle and tallied a career-high seven tackles with a quarterback pressure. Combined with David Long Jr. to stuff Nick Chubb for no gain on a rush off left guard in the first

quarter. Teamed with Rashaan Evans to stonewall Kareem Hunt for a one-yard loss on a rush up the middle in the opening stanza. Stopped Hunt for no gain on a rush off right tackle in the second quarter.

- Against Detroit (12/20), started at defensive tackle and produced two tackles, two quarterback pressures and a fumble recovery. Recovered a T.J. Hockenson fumble that was forced by Derick Roberson in the third quarter.
- Against Baltimore (1/10), started at defensive tackle and posted three tackles and a stop for a loss. Stuffed Lamar Jackson for a one-yard loss on a rush up the middle in the third quarter.

2019 (9/7, 3/0): Played in nine games with seven starts during his rookie campaign and collected 40 tackles, two sacks, 14 quarterback pressures, two tackles for loss and a pass defended. Spent the first six weeks of the season on the non-football injury list. Saw action in all three postseason contests and notched four tackles, three quarterback pressures and a fumble recovery. Led or tied for the team lead in sacks twice (vs. LAC, at OAK). Tied for the team lead in quarterback pressures once (at HOU). Saw action in his first career game and registered his first career sack against the L.A. Chargers (10/20/19). Made his first career start against Tampa Bay (10/27/19).

- Against L.A. Chargers (10/20), made his NFL debut as a reserve at defensive end and posted six tackles, including a sack, a stop for loss and two quarterback pressures. Teamed with Harold Landry to stonewall Melvin Gordon for a one-yard loss on a rush off right tackle in the opening quarter. Collected his first career sack by dropping Philip Rivers for a three-yard loss in the third quarter. Combined with Rashaan Evans to stop Gordon for no gain on first-and-goal during the final goal-line stand.
- Against Tampa Bay (10/27), notched his first career NFL start at defensive end and tallied four tackles and two quarterback pressures. Stonewalled Peyton Barber for no gain on a first-and-goal rush off right guard in the first quarter.
- At Indianapolis (12/1), started at defensive end and posted five tackles and three quarterback pressures. Teamed with Kamalei Correa to stuff Jonathan Williams for a two-yard loss on a rush off left end in the opening quarter.
- At Oakland (12/8), started at defensive end and amassed five tackles, including a sack and a stop for loss. Stuffed DeAndré Washington for a two-yard loss on a rush off left end late in the first quarter. Halted a Raiders' drive by sacking Derek Carr for a four-yard loss on third-and-two in the third quarter.
- Against Houston (12/15), started at defensive end and totaled four tackles, two quarterback pressures and a pass defended. Halted a potential Texans' scoring drive by deflecting a Deshaun Watson pass at the line of scrimmage that was then intercepted by Jayon Brown in the end zone.
- At Houston (12/29), played as a reserve on the defensive front and recorded three tackles and three quarterback pressures.
- At New England (1/4), saw action as a reserve on the defensive front in his first career postseason contest and posted two tackles and a quarterback pressure.
- At Baltimore (1/11), played as a reserve at defensive end and recorded two tackles, a fumble recovery and two quarterback pressures. Set up the Titans' final touchdown by recovering a Lamar Jackson fumble after a Jurrell Casey strip-sack midway through the third quarter.

COLLEGE:

- During a three-year career as a defensive tackle at Mississippi State, Simmons appeared in 38 contests with 28 starts. He finished his career ranked sixth in school history with 32.5 in tackles for loss. He also tied for sixth in MSU annals with five forced fumbles and tied for fourth with three blocked kicks. His totals also included 163 tackles, seven sacks, seven passes defended and two defensive touchdowns. He was one of two players in the nation to be named a Bednarik Award Semifinalist in both 2017 and 2018.
- As a junior (2018), appeared in 13 games with 12 starts. Led the team and ranked fourth in the SEC with 17 tackles for loss, which made up the third-highest total in school history. Tied for second in the SEC among defensive linemen with 63 total tackles and added a pair of sacks, one forced a fumble and four passes defended. Collected two or more tackles for loss in six different games and had at least one in nine contests. Named a Bednarik Award Semifinalist and won the 2018 Conerly Trophy by the Mississippi Sports Hall of Fame and Museum as the top player in Mississippi. Also named second team All-American (AP, The Athletic) and

first team All-SEC (AP, Coaches).

- As a sophomore (2017), started all 13 games and tallied 60 tackles, five sacks, 12 tackles for loss, 41 quarterback pressures, two forced fumbles, two fumble recoveries and one pass defended. With three total blocked kicks and punts, became the first SEC player since 2004 to lead the nation in the category. Named first team All-SEC (AP, Coaches, PFF) and was a Bednarik Award Semifinalist. Added 2017 SEC Academic Honor Roll recognition.
- As a freshman (2016), played in 12 games with three starts at defensive tackle and finished with 40 tackles, 3.5 tackles for loss and four quarterback hurries. Led all SEC freshman and tied for the team lead with two forced fumbles. Became the first MSU defensive lineman to earn Freshman All-SEC honors since Chris Jones in 2013. Named to the SEC First-Year Academic Honor Roll.
- Majored in human development at Mississippi State.

PERSONAL:

- Has a son, Jeffery Jr.
- Attended Noxubee County (Macon, Miss.) High School, where he was named the nation's No. 10 overall player and the No. 2 defensive end by Scout.com. Named a five-star prospect by Rivals.com and Scout.com and a four-star prospect by 247Sports.com and ESPN.com. Named the top-rated player in Mississippi by Rivals.com and 247Sports.com.
- As a high school senior in 2015, helped Noxubee County win its second straight MHSAA Class 4A State Championship with a 12-4 overall record. Finished second on the team with 105 tackles. Led the Tigers with 20.5 tackles for loss, 18.5 sacks, 21 quarterback hurries, three blocked field goals and two blocked punts. Also forced two fumbles, recovered two fumbles, broke up five passes and recorded an interception.
- His mother is Brenda Bradley. He has one brother, Dylan, and two sisters, Brooke and Ashley.
- List of favorites: (movie) "The Blind Side"; (TV show) "Martin"; (song on your pregame playlist) "The Man" by Aloe Blacc; (meal) chicken alfredo;

(dessert) Pecan Pie; and (sports team as a child) L.A. Lakers with Kobe Bryant.

- Follow Simmons on Twitter at @grindsimmons94 and on Instagram at @jsimmons_94.
- Born Jeffery Bernard Simmons Jr. on July 28, 1997, in Lasalle, La.

JEFFERY SIMMONS' GAME-BY-GAME

2019 Tennessee Titans

| Date | Opp | W/L | P/S | Tot Solo Asst | Sk - Yds | QBP | TFL | Int - Yds -TD | PD | FF | FR - Yds | SpT |
|---------------|------------|------------|-----|-----------------|----------------|-----------|------------|--------------------|----------|----------|----------|----------|
| Sept 8 | @ Cle | W | NFI | | | | | | | | | |
| Sept 15 | Ind | L | NFI | | | | | | | | | |
| Sept 19 | @ Jax | L | NFI | | | | | | | | | |
| Sept 29 | @ Atl | W | NFI | | | | | | | | | |
| Oct 6 | Buf | L | NFI | | | | | | | | | |
| Oct 13 | @ Den | L | NFI | | | | | | | | | |
| Oct 20 | LAC | W | p | 6 5 1 | 1.0 3.0 | 2 | 1 0 | 0 0 0 0 0 0 | 0 | 0 | 0 | 0 |
| Oct 27 | TB | W | S | 4 3 1 | 0.0 0.0 | 2 | 0 0 | 0 0 0 0 0 0 | 0 | 0 | 0 | 0 |
| Nov 3 | @ Car | L | S | 4 1 3 | 0.0 0.0 | 1 | 0 0 | 0 0 0 0 0 0 | 0 | 0 | 0 | 0 |
| Nov 10 | KC | W | S | 3 1 2 | 0.0 0.0 | 1 | 0 0 | 0 0 0 0 0 0 | 0 | 0 | 0 | 0 |
| Nov 24 | Jax | W | S | 6 3 3 | 0.0 0.0 | 0 | 0 0 | 0 0 0 0 0 0 | 0 | 0 | 0 | 0 |
| Dec 1 | @ Ind | W | S | 5 3 2 | 0.0 0.0 | 3 | 0 0 | 0 0 0 0 0 0 | 0 | 0 | 0 | 0 |
| Dec 8 | @ Oak | W | S | 5 4 1 | 1.0 4.0 | 0 | 1 0 | 0 0 0 0 0 0 | 0 | 0 | 0 | 0 |
| Dec 15 | Hou | L | S | 4 3 1 | 0.0 0.0 | 2 | 0 0 | 0 0 1 0 0 0 | 0 | 0 | 0 | 0 |
| Dec 22 | NO | L | IA | | | | | | | | | |
| Dec 29 | @ Hou | W | p | 3 2 1 | 0.0 0.0 | 3 | 0 0 | 0 0 0 0 0 0 | 0 | 0 | 0 | 0 |
| Totals | 9-7 | 9/7 | | 40 25 15 | 2.0 7.0 | 14 | 2 0 | 0 0 1 0 0 0 | 0 | 1 | 0 | 0 |

Playoffs

| | | | | | | | | | | | | |
|---------------|------------|------------|---|--------------|----------------|----------|------------|--------------------|----------|----------|----------|----------|
| Jan 4 | @ NE | W | p | 2 1 1 | 0.0 0.0 | 1 | 0 0 | 0 0 0 0 0 1 | 0 | 0 | 0 | 0 |
| Jan 11 | @ Bal | W | p | 2 2 0 | 0.0 0.0 | 2 | 0 0 | 0 0 0 0 0 1 | 0 | 0 | 0 | 0 |
| Jan 19 | @ KC | L | p | 0 0 0 | 0.0 0.0 | 0 | 0 0 | 0 0 0 0 0 0 | 0 | 0 | 0 | 0 |
| Totals | 2-1 | 3/0 | | 4 3 1 | 0.0 0.0 | 3 | 0 0 | 0 0 0 0 0 1 | 0 | 0 | 0 | 0 |

2020 Tennessee Titans

| Date | Opp | W/L | P/S | Tot Solo Asst | Sk - Yds | QBP | TFL | Int - Yds -TD | PD | FF | FR - Yds | SpT |
|---------------|-------------|--------------|-----|-----------------|-----------------|-----------|------------|--------------------|----------|----------|----------|----------|
| Sept 14 | @ Den | W | S | 4 3 1 | 0.0 0.0 | 0 | 0 0 | 0 0 0 0 0 1 | 0 | 0 | 0 | 0 |
| Sept 20 | Jax | W | S | 3 0 3 | 0.0 0.0 | 0 | 0 0 | 0 0 0 1 0 0 | 0 | 0 | 0 | 0 |
| Sept 27 | @ Min | W | S | 5 3 2 | 1.0 6.0 | 5 | 1 0 | 0 0 0 0 0 0 | 0 | 0 | 0 | 0 |
| Oct 13 | Buf | W | R/C | | | | | | | | | |
| Oct 18 | Hou | W | S | 6 4 2 | 1.0 12.0 | 2 | 1 0 | 0 0 0 0 0 0 | 0 | 0 | 0 | 0 |
| Oct 25 | Pit | L | S | 3 1 2 | 0.0 0.0 | 2 | 0 0 | 0 0 0 1 0 0 | 0 | 0 | 0 | 0 |
| Nov 1 | @ Cin | L | S | 4 2 2 | 0.0 0.0 | 1 | 0 0 | 0 0 0 0 0 0 | 0 | 0 | 0 | 0 |
| Nov 8 | Chi | W | S | 3 3 0 | 0.0 0.0 | 0 | 0 0 | 0 0 0 1 1 1 | 0 | 0 | 0 | 0 |
| Nov 12 | Ind | L | S | 2 0 2 | 0.0 0.0 | 0 | 0 0 | 0 0 0 1 0 0 | 0 | 0 | 0 | 0 |
| Nov 22 | @ Bal | W | S | 3 1 2 | 0.0 0.0 | 1 | 0 0 | 0 0 0 0 0 0 | 0 | 0 | 0 | 0 |
| Nov 29 | @ Ind | W | S | 4 2 2 | 1.0 6.0 | 2 | 1 0 | 0 0 0 1 0 0 | 0 | 0 | 0 | 0 |
| Dec 6 | Cle | L | S | 7 3 4 | 0.0 0.0 | 1 | 0 0 | 0 0 0 0 0 0 | 0 | 0 | 0 | 0 |
| Dec 13 | @ Jax | W | S | 1 1 0 | 0.0 0.0 | 1 | 0 0 | 0 0 0 0 0 0 | 0 | 0 | 0 | 0 |
| Dec 20 | Det | W | S | 2 0 2 | 0.0 0.0 | 2 | 0 0 | 0 0 0 0 1 0 | 0 | 0 | 0 | 0 |
| Dec 27 | @ GB | L | S | 2 1 1 | 0.0 0.0 | 1 | 0 0 | 0 0 0 0 0 0 | 0 | 0 | 0 | 0 |
| Jan 3 | @ Hou | W | S | 0 0 0 | 0.0 0.0 | 2 | 0 0 | 0 0 0 0 0 0 | 0 | 0 | 0 | 0 |
| Totals | 11-5 | 15/15 | | 49 24 25 | 3.0 24.0 | 20 | 3 0 | 0 0 5 1 3 0 | 0 | 0 | 0 | 0 |

Playoffs

| | | | | | | | | | | | | |
|---------------|------------|------------|---|--------------|----------------|----------|------------|--------------------|----------|----------|----------|----------|
| Jan 10 | Bal | L | S | 3 2 1 | 0.0 0.0 | 0 | 1 0 | 0 0 0 0 0 0 | 0 | 0 | 0 | 0 |
| Totals | 0-1 | 1/1 | | 3 2 1 | 0.0 0.0 | 0 | 1 0 | 0 0 0 0 0 0 | 0 | 0 | 0 | 0 |

2021 Tennessee Titans

| Date | Opp | W/L | P/S | Tot Solo Asst | Sk - Yds | QBP | TFL | Int - Yds -TD | PD | FF | FR - Yds | SpT |
|---------|-------|-----|-----|---------------|----------|-----|-----|---------------|----|----|----------|-----|
| Sept 12 | Ari | L | S | 5 5 0 | 1.0 7.0 | 2 | 1 0 | 0 0 0 0 0 0 | 0 | 0 | 0 | 0 |
| Sept 19 | @ Sea | W | S | 1 0 1 | 0.5 3.5 | 4 | 0 0 | 0 0 0 0 0 0 | 0 | 0 | 0 | 0 |
| Sept 26 | Ind | W | S | 3 2 1 | 0.0 0.0 | 3 | 0 0 | 0 0 0 1 0 0 | 0 | 0 | 0 | 0 |
| Oct 3 | @ NYJ | L | S | 4 4 0 | 0.0 0.0 | 2 | 1 0 | 0 0 0 0 0 0 | 0 | 0 | 0 | 0 |
| Oct 10 | @ Jax | W | S | 3 3 0 | 0.0 0.0 | 3 | 1 0 | 0 0 0 1 0 0 | 0 | 0 | 0 | 0 |
| Oct 18 | Buf | W | S | 5 3 2 | 1.0 7.0 | 7 | 1 0 | 0 0 0 0 0 0 | 0 | 0 | 0 | 0 |
| Oct 24 | KC | W | S | 2 1 1 | 0.0 0.0 | 4 | 0 0 | 0 0 0 0 0 0 | 0 | 0 | 0 | 0 |
| Oct 31 | @ Ind | W | S | 1 1 0 | 0.0 0.0 | 6 | 0 0 | 0 0 0 0 0 0 | 0 | 0 | 0 | 0 |
| Nov 7 | @ LAR | W | S | 6 3 3 | 3.0 26.0 | 10 | 3 0 | 0 0 0 0 0 0 | 0 | 0 | 0 | 0 |

| | | | | | | | | | | | | |
|--------|-------|---|---|-------|----------|---|-----|-------------|---|---|---|---|
| Nov 14 | NO | W | S | 4 4 0 | 2.0 12.0 | 3 | 2 0 | 0 0 0 1 0 0 | 0 | 0 | 0 | 0 |
| Nov 21 | Hou | L | S | 5 4 1 | 0.0 0.0 | 0 | 1 0 | 0 0 0 0 1 0 | 0 | 0 | 0 | 0 |
| Nov 28 | @ NE | L | S | 6 4 2 | 0.0 0.0 | 0 | 0 0 | 0 0 0 0 0 0 | 0 | 0 | 0 | 0 |
| Dec 12 | Jax | W | S | 3 3 0 | 0.0 0.0 | 3 | 1 0 | 0 0 0 1 0 0 | 0 | 0 | 0 | 0 |
| Dec 19 | @ Pit | L | S | 1 1 0 | 0.0 0.0 | 1 | 0 0 | 0 0 0 0 1 0 | 0 | 0 | 0 | 0 |
| Dec 23 | SF | W | S | 2 2 0 | 0.0 0.0 | 4 | 0 0 | 0 0 0 0 0 0 | 0 | 0 | 0 | 0 |
| Jan 2 | Mia | W | S | 1 1 0 | 0.0 0.0 | 2 | 0 0 | 0 0 0 0 0 0 | 0 | 0 | 0 | 0 |
| Jan 9 | @ Hou | W | S | 2 1 1 | 1.0 9.0 | 4 | 1 0 | 0 0 0 0 0 0 | 0 | 0 | 0 | 0 |

| | | | | | | | | | | | | |
|---------------|-------------|--------------|--|-----------------|-----------------|-----------|-------------|--------------------|----------|----------|----------|----------|
| Totals | 12-5 | 17/17 | | 54 42 12 | 8.5 64.5 | 58 | 12 0 | 0 0 6 0 0 0 | 0 | 6 | 0 | 0 |
|---------------|-------------|--------------|--|-----------------|-----------------|-----------|-------------|--------------------|----------|----------|----------|----------|

Playoffs

| | | | | | | | | | | | | |
|---------------|------------|------------|---|--------------|-----------------|----------|------------|--------------------|----------|----------|----------|----------|
| Jan 22 | Cin | L | S | 8 7 1 | 3.0 28.0 | 3 | 3 0 | 0 0 0 0 0 0 | 0 | 0 | 0 | 0 |
| Totals | 0-1 | 1/1 | | 8 7 1 | 3.0 28.0 | 3 | 3 0 | 0 0 0 0 0 0 | 0 | 0 | 0 | 0 |

2022 Tennessee Titans

| Date | Opp | W/L | P/S | Tot Solo Asst | Sk - Yds | QBP | TFL | Int - Yds -TD | PD | FF | FR - Yds | SpT |
|---------------|-------------|--------------|-----|-----------------|-----------------|-----------|------------|--------------------|----------|----------|----------|----------|
| Sept 11 | NYG | L | S | 6 4 2 | 2.0 19.0 | 6 | 2 0 | 0 0 0 0 1 0 | 0 | 0 | 0 | 0 |
| Sept 19 | @ Buf | L | S | 0 0 0 | 0.0 0.0 | 2 | 0 0 | 0 0 0 0 1 0 | 0 | 0 | 0 | 0 |
| Sept 25 | LV | W | S | 2 0 2 | 0.0 0.0 | 5 | 0 0 | 0 0 0 0 1 0 | 0 | 0 | 0 | 0 |
| Oct 2 | @ Ind | W | S | 5 1 4 | 0.0 0.0 | 0 | 0 0 | 0 0 0 0 0 0 | 0 | 0 | 0 | 0 |
| Oct 9 | @ Was | W | S | 5 3 2 | 1.5 4.0 | 7 | 0 0 | 0 0 0 0 1 0 | 0 | 0 | 0 | 0 |
| Oct 23 | Ind | W | S | 6 3 3 | 1.0 9.0 | 4 | 2 0 | 0 0 0 0 0 0 | 0 | 0 | 0 | 0 |
| Oct 30 | @ Hou | W | S | 2 2 0 | 1.0 12.0 | 5 | 2 0 | 0 0 0 0 0 0 | 0 | 0 | 0 | 0 |
| Nov 6 | @ KC | L | S | 4 3 1 | 0.0 0.0 | 2 | 0 0 | 0 0 0 0 1 0 | 0 | 0 | 0 | 0 |
| Nov 13 | Den | W | IA | | | | | | | | | |
| Nov 17 | @ GB | W | S | 5 1 4 | 1.0 12.0 | 1 | 1 0 | 0 0 0 0 0 0 | 0 | 0 | 0 | 0 |
| Nov 27 | Cin | L | S | 5 3 2 | 0.0 0.0 | 0 | 1 0 | 0 0 0 0 0 0 | 0 | 0 | 0 | 0 |
| Dec 4 | @ Phi | L | S | 1 0 1 | 0.0 0.0 | 0 | 0 0 | 0 0 0 0 1 0 | 0 | 0 | 0 | 0 |
| Dec 11 | Jax | L | S | 0 0 0 | 0.0 0.0 | 3 | 0 0 | 0 0 0 0 2 0 | 0 | 0 | 0 | 0 |
| Dec 18 | @ LAC | L | S | 7 3 4 | 1.0 9.0 | 3 | 1 0 | 0 0 0 0 0 0 | 0 | 0 | 0 | 0 |
| Dec 24 | Hou | L | S | 4 1 3 | 0.0 0.0 | 3 | 0 0 | 0 0 0 0 0 0 | 0 | 0 | 0 | 0 |
| Dec 29 | Dal | L | IA | | | | | | | | | |
| Jan 7 | @ Jax | L | S | 1 1 0 | 0.0 0.0 | 2 | 0 0 | 0 0 0 0 0 0 | 0 | 0 | 0 | 0 |
| Totals | 7-10 | 15/15 | | 53 25 28 | 7.5 65.0 | 43 | 9 0 | 0 0 7 1 0 0 | 0 | 7 | 1 | 0 |

2023 Tennessee Titans

| Date | Opp | W/L | P/S | Tot Solo Asst | Sk - Yds | QBP | TFL | Int - Yds -TD | PD | FF | FR - Yds | SpT |
|---------------|------------|--------------|-----|-----------------|-----------------|-----------|-------------|--------------------|----------|----------|----------|----------|
| Sept 10 | @ NO | L | S | 5 3 2 | 1.0 3.0 | 3 | 2 0 | 0 0 0 0 0 0 | 0 | 0 | 0 | 0 |
| Sept 17 | LAC | W | S | 5 2 3 | 1.0 9.0 | 4 | 1 0 | 0 0 0 0 0 0 | 0 | 0 | 0 | 0 |
| Sept 24 | @ Cle | L | S | 2 2 0 | 0.0 0.0 | 4 | 0 0 | 0 0 0 0 0 0 | 0 | 0 | 0 | 0 |
| Oct 1 | Cin | W | S | 2 1 1 | 0.5 4.0 | 5 | 1 0 | 0 0 0 0 0 0 | 0 | 0 | 0 | 0 |
| Oct 8 | @ Ind | L | S | 3 1 2 | 0.0 0.0 | 3 | 0 0 | 0 0 0 0 0 0 | 0 | 0 | 0 | 0 |
| Oct 15 | Bal | L | S | 2 2 0 | 0.0 0.0 | 2 | 0 0 | 0 0 0 0 0 0 | 0 | 0 | 0 | 0 |
| Oct 29 | Atl | W | S | 5 5 0 | 2.0 14.0 | 6 | 2 0 | 0 0 0 0 1 0 | 0 | 0 | 0 | 0 |
| Nov 2 | @ Pit | L | S | 7 4 3 | 0.0 0.0 | 1 | 1 0 | 0 0 0 0 0 0 | 0 | 0 | 0 | 0 |
| Nov 12 | @ TB | L | S | 4 2 2 | 0.0 0.0 | 2 | 0 0 | 0 0 0 0 1 0 | 0 | 0 | 0 | 0 |
| Nov 19 | @ Jax | L | S | 2 2 0 | 0.0 0.0 | 2 | 1 0 | 0 0 0 0 0 0 | 0 | 0 | 0 | 0 |
| Nov 26 | Car | W | S | 5 5 0 | 1.0 7.0 | 5 | 3 0 | 0 0 0 0 0 0 | 0 | 0 | 1 | 2 |
| Dec 3 | Ind | | | | | | | | | | | |
| Dec 11 | @ Mia | | | | | | | | | | | |
| Dec 17 | Hou | | | | | | | | | | | |
| Dec 24 | Sea | | | | | | | | | | | |
| Dec 31 | @ Hou | | | | | | | | | | | |
| Jan 6/7 | Jax | | | | | | | | | | | |
| Totals | 4-7 | 11/11 | | 42 29 13 | 5.5 37.0 | 37 | 11 0 | 0 0 1 1 1 2 | 0 | 1 | 1 | 2 |

JEFFERY SIMMONS' NFL STATISTICS

| REGULAR SEASON | | | | TACKLES | | | | | | | INTERCEPTIONS | | | | | FUMBLES | | | |
|-------------------|-----------|-----------|-----------|------------|------------|-----------|-------------|--------------|------------|-----------|---------------|----------|----------|----------|-----------|----------|----------|----------|----------|
| Year | Team | GP | GS | Tot | Solo | Asst | Sk | Yds | QBP | TFL | No | Yds | Lg | TD | PD | FF | FR | Yds | SpT |
| 2019 | Tennessee | 9 | 7 | 40 | 25 | 15 | 2.0 | 7.0 | 14 | 2 | 0 | 0 | 0 | 0 | 1 | 0 | 0 | 0 | 0 |
| 2020 | Tennessee | 15 | 15 | 49 | 24 | 25 | 3.0 | 24.0 | 20 | 3 | 0 | 0 | 0 | 0 | 5 | 1 | 3 | 0 | 0 |
| 2021 | Tennessee | 17 | 17 | 54 | 42 | 12 | 8.5 | 64.5 | 58 | 12 | 0 | 0 | 0 | 0 | 6 | 0 | 0 | 0 | 0 |
| 2022 | Tennessee | 15 | 15 | 53 | 25 | 28 | 7.5 | 65.0 | 43 | 9 | 0 | 0 | 0 | 0 | 7 | 1 | 0 | 0 | 0 |
| 2023 | Tennessee | 11 | 11 | 42 | 29 | 13 | 5.5 | 37.0 | 37 | 11 | 0 | 0 | 0 | 0 | 1 | 1 | 1 | 2 | 0 |
| NFL Totals | | 67 | 65 | 238 | 145 | 93 | 26.5 | 197.5 | 172 | 37 | 0 | 0 | 0 | 0 | 20 | 3 | 4 | 2 | 0 |

| PLAYOFFS | | | | TACKLES | | | | | | | INTERCEPTIONS | | | | | FUMBLES | | | |
|-------------------|-----------|----------|----------|-----------|-----------|----------|------------|-------------|----------|----------|---------------|----------|----------|----------|----------|----------|----------|----------|----------|
| Year | Team | GP | GS | Tot | Solo | Asst | Sk | Yds | QBP | TFL | No | Yds | Lg | TD | PD | FF | FR | Yds | SpT |
| 2019 | Tennessee | 3 | 0 | 4 | 3 | 1 | 0.0 | 0.0 | 3 | 0 | 0 | 0 | 0 | 0 | 0 | 0 | 1 | 0 | 0 |
| 2020 | Tennessee | 1 | 1 | 3 | 2 | 1 | 0.0 | 0.0 | 0 | 1 | 0 | 0 | 0 | 0 | 0 | 0 | 0 | 0 | 0 |
| 2021 | Tennessee | 1 | 1 | 8 | 7 | 1 | 3.0 | 28.0 | 3 | 3 | 0 | 0 | 0 | 0 | 0 | 0 | 0 | 0 | 0 |
| NFL Totals | | 5 | 2 | 15 | 12 | 3 | 3.0 | 28.0 | 6 | 4 | 0 | 0 | 0 | 0 | 0 | 0 | 1 | 0 | 0 |

Single-Game Highs

Tackles - **7 (Twice, last at Pittsburgh 11/2/23)**
 Sacks - 3 at L.A. Rams (11/7/21)
 Quarterback Pressures - 10 at L.A. Rams (11/7/21)
 Tackles For Loss - **3 (Twice, last vs. Carolina 11/26/23)**
 Fumble Recovery - **1 (Four times, last vs. Carolina 11/26/23)**
 Forced Fumbles - **1 (Three times, last vs. Atlanta 10/29/23)**
 Passes Defensed - 2 vs. Jacksonville (12/11/22)

Additional Statistics

Receptions - **1 for 2-yard touchdown at Jacksonville (11/19/23)**

Playoff Single-Game Highs

Tackles - 8 vs. Cincinnati (1/22/22)
 Sacks - 3 vs. Cincinnati (1/22/22)
 Quarterback Pressures - 3 vs. Cincinnati (1/22/22)
 Fumble Recovery - 1 at Baltimore (1/11/20)



77 PETER SKORONSKI

OFFENSIVE LINEMAN • 6'4" • 313 LBS • COLLEGE: NORTHWESTERN
ACQUIRED: 1ST ROUND - 2023 • NFL EXPERIENCE (NFL/TITANS): ROOKIE
HOMETOWN: PARK RIDGE, ILL.
GAMES PLAYED/GAMES STARTED: 8/8 (PLAYOFFS: 0/0)



PRO: The Titans selected Northwestern's Peter Skoronski with the 11th overall pick in the 2023 NFL Draft. The 6-foot-4-inch, 313-pound offensive lineman brings outstanding technique, athleticism and physicality to his position. While he was a three-year starter at left tackle, he possesses the versatility to move inside to guard. A native of Park Ridge, Ill., Skoronski did not miss a game or a start in his three seasons at Northwestern, appearing in 33 contests at left tackle. Among all offensive linemen at the 2023 NFL Scouting Combine, he placed second in the vertical jump (34.50 inches), second in the broad jump (9 feet 7 inches), fifth in the bench press (30 reps) and ninth in the 10-yard split (1.75 seconds). He became Northwestern's highest draft selection since guard Chris Hinton went to Denver with the fourth pick in 1983, and he was the 11th player in program history to be picked in the first round.

CAREER HIGHLIGHTS:

• In 2022, Skoronski's third and final season at Northwestern, he became the first unanimous first-team All-American in program history after starting all 12 games at left tackle.

TITANS TIDBITS:

- His grandfather, Bob Skoronski, was a left tackle for the Green Bay Packers, playing nine total seasons with the franchise. He missed two seasons while serving in the U.S. Air Force. He was a permanent offensive captain for the Packers under Vince Lombardi from 1964 to 1968 and played on five NFL championship teams. In 1976, he was inducted into the Packers Hall of Fame.
- Has a black lab named Slim.
- Minored in history in college and considers himself a "history nerd."
- Enjoys country music and names Luke Combs, Tim McGraw and Darius Rucker among his favorites.
- Fan of the TV show "The Office."

CAREER TRANSACTIONS:

• The Park Ridge, Ill., native was selected by the Titans in the first round (11th overall) of the 2023 NFL Draft.

SEASON RECAPS:

- 2023 (8/8):** Made his NFL debut and his first career start at New Orleans (9/10/23).
- At New Orleans (9/10), started at left guard in his first career NFL contest.
 - Against L.A. Chargers (9/17), was inactive.
 - At Cleveland (9/24), was inactive.
 - Against Cincinnati (10/1), was inactive.
 - At Indianapolis (10/8), returned to the lineup as a starter at left guard and was a part of an offensive line that allowed just one sack on 35 pass attempts.
 - In London, against Baltimore (10/15), started at left guard.
 - Against Atlanta (10/29), started at left guard and protected for an offensive unit that accumulated 375 total yards, including a 101-yard rushing performance by Derrick Henry. Help give rookie quarterback Will Levis time to amass 238 passing yards with four touchdown tosses in his first career start.
 - At Pittsburgh (11/2), started at left guard.
 - At Tampa Bay (11/12), started at left guard.
 - At Jacksonville (11/19), started at left guard.
 - Against Carolina (11/26), started at left guard.

COLLEGE:

• Skoronski started all 33 games at left tackle during his career at Northwestern without missing a game. He earned second-team All-Big Ten honors as a freshman and first-team recognition in each of the next two seasons. He became the first offensive lineman in program history to earn two All-Big Ten first-team awards.

AS A JUNIOR (2022), named the Rimington-Pace Big Ten Offensive Lineman of the Year—the first ever by a Northwestern lineman—after starting all 12 games at left tackle. He was the first player in school history to become a unanimous first-team All-American and was named first-team All-Big Ten by coaches and media. He finished as a finalist for the 2022 Outland Trophy, recognizing nation's best college interior lineman on both offense and defense. He finished the season with PFF's highest pass-blocking grade in the country at 93.0 after allowing six pressures on 480 pass-blocking snaps. His 79.1 PFF run-blocking grade placed fifth among all qualifying Power 5 tackles.

AS A SOPHOMORE (2021), started all 12 games at left tackle and helped pave the way for Evan Hull's 1,000-yard rushing season. He was named first-team All-Big Ten by the league's coaches and second-team All-Big Ten by the media.

AS A TRUE FRESHMAN (2020), started all nine contests during a COVID-19 shortened campaign and anchored the left side of a line that helped the Wildcats make a 2020 Big Ten Championship Game appearance. He was named second-team All-Big Ten. Additionally, he earned True Freshman All-American recognition by 247Sports as the highest-graded true first-year performer in the Big Ten among all positions. He helped pave the way for 16 rushing touchdowns and a 162.8 rushing yards per game average and helped the offensive line allow only 1.29 sacks per game in the Big Ten regular season, the third fewest in the conference.

- Majored in economics at Northwestern.

PERSONAL:

- Attended Maine South (Park Ridge, Ill.) High School, where he was a four-star prospect, the No. 4 center nationally and the No. 2 player in Illinois, according to 247Sports. He was a three-year letter winner and 2019 team captain who recorded 173 pancakes in three seasons with the Hawks.
- Earned All-State honors in 2018 and 2019 and was a three-time All-Conference and All-Area selection.
- Led Maine South to back-to-back-to-back CSL conference championships and was a member of the 2016 state champion team.
- Lettered three times in basketball and three times in track and field (shot put and discus) and was a National Honor Society member.
- Parents are Anne and Bob.
- Siblings are Elizabeth and Robbie.
- Follow Skoronski on Twitter at @pskoronski.
- Follow Skoronski on Instagram at @peterskoronski.
- Born Peter Joseph Skoronski on July 31, 2001 in Chicago, Ill.

PETER SKORONSKI'S COLLEGE STATISTICS

REGULAR SEASON

| Year | Team | GP | GS |
|-----------------------|--------------|-----------|-----------|
| 2020 | Northwestern | 9 | 9 |
| 2021 | Northwestern | 12 | 12 |
| 2022 | Northwestern | 12 | 12 |
| College Totals | | 33 | 33 |

Starts Breakdown:

2020 - LT 9; 2021 - LT 12; 2022 - LT 12

PETER SKORONSKI'S NFL STATISTICS

REGULAR SEASON

| Year | Team | GP | GS |
|-------------------|-----------|----------|----------|
| 2023 | Tennessee | 8 | 8 |
| NFL Totals | | 8 | 8 |

Starts Breakdown:

2023 - LG 8



32 TYJAE SPEARS

RUNNING BACK • 5'11" • 195 LBS • COLLEGE: TULANE
ACQUIRED: 3RD ROUND - 2023 • NFL EXPERIENCE: ROOKIE
HOMETOWN: PONCHATOULA, LA.
GAMES PLAYED/GAMES STARTED: 11/0 (PLAYOFFS: 0/0)



PRO: The Titans selected Tyjae Spears in the third round of the 2023 NFL Draft. The 5-foot-11-inch, 195-pounder is a dynamic and explosive running back with superb instincts and the ability to play on all downs on offense and contribute in the return game. The Ponchatoula, La., native spent four years at Tulane (2019-22) prior to entering the NFL. His collegiate rushing totals included 2,910 yards and 31 touchdowns, and his 6.8 yards per carry from 2019 to 2022 ranked second in the nation behind only Alabama-Birmingham's DeWayne McBride (minimum 400 attempts). Chosen by the Titans with the 81st overall draft pick, Spears became the highest pick from Tulane since running back Matt Forte in 2008 (44th overall by Chicago).

CAREER HIGHLIGHTS:

- In 2022, Spears ranked fifth in the FBS with 1,581 rushing yards, and his 21 total touchdowns (19 rushing, two receiving) tied for the most in the nation. His 19 rushing touchdowns tied for third in the country. He was named the American Athletic Conference Offensive Player of the Year.
- In Tulane's Cotton Bowl victory over Southern California on Jan. 2, 2023, Spears rushed for 205 yards and a career-high four touchdowns, winning Most Outstanding Offensive Player honors.

TITANS TIDBITS:

- Spears has worked with a non-profit organization in New Orleans called Son of a Saint, which provides "mentorship, education, recreation, camaraderie, cultural enrichment, emotional support and helping to fill the void for dozens of fatherless young men."
- Growing up on the New Orleans area, his favorite player was former Saints running back Reggie Bush.
- Spears is one of nine children in his family (five brothers and three sisters).
- His first job as a teenager was working at Walmart.

CAREER TRANSACTIONS:

- The Ponchatoula, La., native was selected by the Titans in the third round (81st overall) of the 2023 NFL Draft.

SEASON RECAPS:

2023 (11/0): Ranks third on the squad with 29 receptions. Has led or tied for the team lead in receptions three times in 2023 (at CLE, at PIT, at TB). Has led the team in receiving yards once in 2023 (vs. BAL). Made his NFL debut at New Orleans (9/10/23).

- At New Orleans (9/10), played as a reserve and carried the ball three times for 27 yards in his first career NFL contest. Caught one pass for one yard.
- Against L.A. Chargers (9/17), saw action as a reserve at running back and rushed eight times for 49 yards. Caught two passes for six yards. Extended the Titans' second scoring drive with an eight-yard run on third-and-two late in the second quarter.
- At Cleveland (9/24), played as a reserve at running back and led the team with four receptions for three yards. Rushed four times for six yards. Returned his first career kickoff for 21 yards.
- Against Cincinnati (10/1), saw action as a reserve at running back and rushed five times for 40 yards. Hauled in three receptions for 18 yards. Returned one kickoff for 16 yards. Extended the Titans' opening scoring drive with a three-yard catch on fourth-and-two in the first quarter.
- At Indianapolis (10/8), played as a reserve at running back and carried the ball seven times for 34 yards with his first career touchdown. Caught four passes for 35 yards. Gave the Titans a 13-10 advantage with a 19-yard jaunt on an end-around for his first career score in the third quarter.
- In London, against Baltimore (10/15), played as a reserve at running

back and rushed four times for 15 yards. Hauled in a game-long 48-yard reception. Set up the Titans' final field goal of the afternoon with a shifty 48-yard catch-and-run reception down to the Ravens' six-yard line in the fourth quarter.

- Against Atlanta (10/29), saw action as a reserve at running back and posted three rushes for 27 yards. Caught three passes for nine yards. Set up the Titans' final touchdown of the afternoon with a 23-yard scamper in the fourth quarter.
- At Pittsburgh (11/2), played as a reserve at running back and rushed five times for 18 yards. Tied for the team lead with four receptions for four yards. Recorded two kickoff returns for 46 yards, including a 29-yard return in the fourth quarter.
- At Tampa Bay (11/12), saw action as a reserve at running back and led the team with four receptions for 42 yards. Rushed five times for 18 yards. Extended the Titans' second scoring drive with a 13-yard catch-and-run on third-and-two late in the third quarter.
- At Jacksonville (11/19), played as a reserve at running back and rushed four times for 14 yards. Caught two passes for 12 yards out of the backfield. Returned a season-high four kickoffs for 81 yards.
- Against Carolina (11/26), saw action as a reserve at running back and rushed twice for six yards. Snared a reception for one yard and returned two kickoffs for 54 yards.

COLLEGE:

- Spears appeared in 33 games with 20 starts at running back during his career at Tulane. He totaled 2,910 yards and 31 touchdowns on 427 carries and added 48 receptions for 564 yards and three scores. He ended his career as the school's all-time leader in yards per carry (6.8), tied for second in 100-yard rushing games (15), tied for third in rushing touchdowns (31), fourth in rushing yards per game (85.6) and sixth in rushing yards (2,910) and total touchdowns (34). His 6.8 yards per carry from 2019 to 2022 ranked second in the FBS behind only Alabama-Birmingham running back DeWayne McBride's 7.3-yard average (minimum 400 attempts).

AS A JUNIOR (2022), started all 14 games for the Green Wave, totaling 1,581 yards and 19 touchdowns on 229 rushing attempts and adding 22 receptions for 256 yards and two touchdowns. Named Honorable Mention All-American by Phil Steele, American Athletic Conference Offensive Player of the Year and First-Team All-AAC. Tied for the national lead with 21 total touchdowns and tied for third in the country with 19 rushing touchdowns, a total that ranked second in Tulane single-season history. His 1,581 rushing yards led the conference and made up the Green Wave's all-time second-highest single-season total. Tallied nine 100-yard rushing games, including eight consecutive such efforts to finish the season. Helped the Olive and Blue earn a 12-2 record and win an American Athletic Conference title. The team's ninth-overall ranking was the second-best finish in program history.

- Against Massachusetts (9/3), opened the season with 12 carries for 57 yards and three touchdowns and added two receptions for 32 yards.
- At South Florida (10/15), rushed for 151 yards and two touchdowns, including a career-long 75-yarder.
- At Cincinnati (11/25), set a career mark with 35 carries, rushing for 181 yards and a pair of touchdowns.
- Against Central Florida (12/3), helped deliver a 45-28 AAC Championship victory with a Yulman Stadium-record 199 rushing yards and a touchdown.
- Against Southern California in the Cotton Bowl (1/2/23), rushed 17 times for 205 yards and a career-high four touchdowns, winning Most Outstanding Offensive Player in Tulane's 46-45 victory.

AS A SOPHOMORE (2021), appeared in 12 games with three starts. Led

TYJAE SPEARS' NFL STATISTICS

REGULAR SEASON

| REGULAR SEASON | | RUSHING | | | | | | | | RECEIVING | | | | |
|-------------------|-----------|-----------|----------|-----------|------------|------------|-----------|----------|-----------|------------|------------|-----------|----------|--|
| Year | Team | GP | GS | No | Yds | Avg | Lg | TD | Att | Yds | Avg | Lg | TD | |
| 2023 | Tennessee | 11 | 0 | 50 | 254 | 5.1 | 23 | 1 | 29 | 179 | 6.2 | 48 | 0 | |
| NFL Totals | | 11 | 0 | 50 | 254 | 5.1 | 23 | 1 | 29 | 179 | 6.2 | 48 | 0 | |

REGULAR SEASON

| REGULAR SEASON | | PUNT RETURNS | | | | | | KICKOFF RETURNS | | | | | |
|-------------------|-----------|--------------|----------|----------|----------|----------|----------|-----------------|------------|-------------|-----------|----------|--|
| Year | Team | No | FC | Yds | Avg | Lg | TD | No | Yds | Avg | Lg | TD | |
| 2023 | Tennessee | 0 | 0 | 0 | - | 0 | 0 | 11 | 230 | 20.9 | 33 | 0 | |
| NFL Totals | | 0 | 0 | 0 | - | 0 | 0 | 11 | 230 | 20.9 | 33 | 0 | |

Single-Game Highs

Rushes - **8 vs. L.A. Chargers (9/17/23)**
 Rushing Yards - **49 vs. L.A. Chargers (9/17/23)**
 Long Rush - **23 vs. Atlanta (10/29/23)**
 Rushing Touchdowns - **1 at Indianapolis (10/8/23)**
 Receptions - **4 (Four times, last at Tampa Bay 11/12/23)**
 Receiving Yards - **48 vs. Baltimore (10/15/23)**
 Long Reception - **48 vs. Baltimore (10/15/23)**

Kickoff Returns - **4 at Jacksonville (11/19/23)**
 Kickoff Return Yards - **81 at Jacksonville (11/19/23)**
 Kickoff Return Long - **33 vs. Carolina (11/26/23)**

Additional Statistics

Fumble Recoveries - **1 (2023)**
 Misc Tackles - **2 (2023)**



4 RYAN STONEHOUSE

PUNTER • 5'10" • 193 LBS • COLLEGE: COLORADO STATE
ACQUIRED: FREE AGENT - 2022 • NFL EXPERIENCE (NFL/TITANS): 2/2
HOMETOWN: LA VERNE, CALIF.
GAMES PLAYED/GAMES STARTED: 28/0 (PLAYOFFS: 0/0)



PRO: The Titans signed Ryan Stonehouse as an undrafted free agent following the 2022 NFL Draft to add competition to the punting position. The 5-foot-10-inch, 193-pounder put together an impressive training camp performance, unseating the incumbent Brett Kern, who had been the club's punter since 2009. Stonehouse enjoyed a record-breaking rookie campaign in 2022. He finished the season with a gross average of 53.10 yards per punt on 90 total punts (4,779 total yards). In doing so, he broke Sammy Baugh's single-season NFL record of 51.40 yards per punt, which was established in 1940 and was never matched among qualifiers (2.5 punts per team game). With a net punting average of 44.03 yards per punt in 2022, Stonehouse also established a new NFL record for the highest net average by a rookie punter.

CAREER HIGHLIGHTS:

- As a rookie in 2022, Stonehouse was selected second-team Associated Press All-Pro and set numerous NFL records. He finished the season with a gross average of 53.10 yards per punt on 90 total punts, which broke Sammy Baugh's single-season NFL record of 51.40 yards per punt that was established in 1940. Stonehouse's mark also surpassed Brett Kern's franchise record of 49.7 yards per punt in 2017. With a net punting average of 44.03 yards per punt in 2022, he also established a new NFL record for the highest net average by a rookie punter.
- Named AFC Special Teams Player of the Week after punting eight times for 432 yards (54.0 avg.) with three kicks placed inside the 20-yard line against Denver (11/13/22).
- In 2021, Stonehouse set the NCAA career punt average record by concluding his career at 47.8 average yards per attempt.

TITANS TIDBITS:

- Stonehouse comes from a lineage of punters. His father, Paul, was an All-American punter for Stanford. His uncle, John Stonehouse was an All-American punter at Southern California and was signed by the New York Giants as a rookie free agent in 1996. His uncle, Jeff Banks, was a punter at Washington State. His younger cousin, Jack, is a punter at Missouri.
- Stonehouse's father, Paul, and uncle, John, used to teach punting at their camp, The Kicking Game, and through private lessons. The camp's website houses testimonials from coaches Bill Walsh, John Robinson, Paul Pasqualoni and Mike Price.
- Uncle, Jeff Banks, is the assistant head coach/tight ends coach/special teams coordinator at Texas.
- As a craftsman, Stonehouse built an outdoor kitchen in his home, that is owned by his grandmother, and it is complete with two different cooking areas, a sink, granite countertops, it is made out of wood and brick and is even wired for lighting.
- During COVID, Stonehouse purchased an old Ford van for \$750 and is converting it into a vehicle that could potentially serve as a home, expecting to flip it and sell it for profit.
- Stonehouse is passionate about fostering dogs. Prior to the start of COVID, he had organized a camp at Colorado state with all profits intended to benefit "The Good Dog Rescue," an organization that aims to save dogs from high kill shelters and place them in foster homes.
- A native Californian, Stonehouse can surf.

CAREER TRANSACTIONS:

- The La Verne, Calif., native was signed by the Titans as a rookie free agent on May 13, 2022.

SEASON RECAPS:

2023 (11/0): Leads the NFL with a 52.9 gross avg. Ranks third in the NFL with a 44.8 net punt avg. Has registered 14 punts of 60 or more yards in 2023. Has registered 32 punts of 50 or more yards in 2023. Has tied for the team lead in special teams tackles once in 2023 (vs. BAL). Posted a franchise-best and career-high 61.2 gross punt avg. against the L.A. Chargers (9/17/23).

- At New Orleans (9/10), punted three times for 107 yards (35.7 avg.), including a kick that was blocked for just a one-yard punt. Boomed a 62-yard net punt to the Saints' 13-yard line late in the first quarter.
- Against L.A. Chargers (9/17), boomed five punts for 306 yards and established a new franchise single-game record with a gross average of 61.2 yards per punt.
- At Cleveland (9/24), punted seven times for 374 yards (53.4 avg.) while tying a career-high with four kicks inside the 20-yard line. Tied his career long with a 74-yard punt to flip the field in the fourth quarter.
- Against Cincinnati (10/1), punted twice for 93 yards (46.5 avg.) with both kicks placed inside the 20-yard line. Pinned the Bengals deep in their own territory with a 48-yard punt that was fair caught at the Cincinnati nine-yard line in the second quarter. Placed a 45-yard punt that was caught and fumbled by Trenton Irwin at the Cincinnati eight-yard line early in the final stanza.
- At Indianapolis (10/8), punted once for 43 yards.
- In London, against Baltimore (10/15), punted five times for 263 yards (52.6 avg.) with two kicks placed inside the 20-yard line. Registered a special teams tackle. Credited with a special teams tackle by forcing Ravens returner Devin Duvernay out of bounds to help prevent a touchdown in the second quarter. Pinned the Ravens deep in their own territory with a 49-yard punt that was fair caught at the Baltimore 10-yard line in the final stanza.
- Against Atlanta (10/29), tied a career-high with eight punts for 420 yards (52.5 avg.) with a career-best six kicks placed inside the 20-yard line. Boomed a 64-yard punt to the Falcons' one-yard line in the second quarter. Pinned the Falcons deep in their own territory with a 54-yard punt that was fair caught at the Atlanta seven-yard line.
- At Pittsburgh (11/2), punted three times for 171 yards (57.0 avg.) with all three kicks placed inside the 20-yard line. Pinned the Steelers deep in their own territory with a 61-yard punt to the Pittsburgh 12-yard line in the third quarter. Flipped field position with a 51-yard punt that was fair caught at the Steelers' eight-yard line in the final stanza.
- At Tampa Bay (11/12), punted four times for 227 yards (56.8 avg.) with two kicks placed inside the 20-yard line. His net average of 48.0 yards per punt ranked second in his career (minimum four punts). Pinned the Buccaneers deep in their own territory with a 62-yard punt to the Tampa Bay 12-yard line in the opening quarter. Placed a 55-yard punt out of bounds at the Buccaneers 15-yard line in the second stanza.
- At Jacksonville (11/19), punted four times for 214 yards (53.5 avg.) with two kicks placed inside the 20-yard line. Set a career-best with a 48.5 net avg. Flipped field position with a 61-yard punt that was downed at the Jaguars' 14-yard line in the opening quarter.
- Against Carolina (11/26), notched seven punts for 376 yards (53.7 avg.) with five kicks placed inside the 20-yard line. Pinned the Panthers' deep in their own territory by booming a 71-yard punt that was downed at the Carolina four-yard line in the second quarter. Nailed a 54-yard punt to the Panthers' seven-yard line late in the fourth quarter. Boomed a 56-yard punt to the Carolina six-yard line in the third stanza. Placed a 44-yard punt that was fair caught at the Panthers' 11-yard line early in the fourth quarter. Booted a 38-yard punt that was fair caught at the Panthers' nine-yard line in the final stanza.

2022 (17/0): Selected second-team Associated Press All-Pro. Named to the Pro Football Writers of America All-Rookie team. Led the NFL with a 53.1 gross punt avg. and in the process broke Sammy Baugh's single-season NFL record of 51.40 gross yards per punt, which was established in 1940 and never matched among qualifiers (2.5 punts per team game) until Stonehouse's rookie campaign. Ranked fourth in the NFL with a 44.0 net punt avg. With a season net punting average of 44.03 yards per punt, he established a new NFL record for the highest net average by a rookie punter. Punted 90 times for 4,779 yards with 30 punts placed inside the 20-yard line. Recorded an NFL-leading eight punts of at least 65 yards in 2022. Registered 19 punts of 60 or more yards in 2022. Registered 59 punts of 50 or more yards in 2022. Collected two special teams tackles on coverage units. Tied for the team lead in special teams tackles once in 2022 (vs. JAX). Recorded 14 games in 2022 in which he averaged 50.0 yards per punt, surpassing the most games with a 50.0-yard average in a season in NFL history. Named AFC Special Teams Player of the Month for October after averaging 51.7 yards on 20 punts, with a long of 66 yards in four Titans' victories. Selected AFC Special Teams Player of the Week after punting eight times for 432 yards (54.0 avg.) with three kicks placed inside the 20-yard line against Denver (11/13/22).

- Against N.Y. Giants (9/11), made his NFL debut and boomed six punts for 342 yards (57.0 avg.) with three punts placed inside the 20-yard line. In franchise history, his 57.0-yard gross punting average ranked fifth for a single game (minimum four punts). Pinned the Giants deep in their own territory with a 38-yard punt that was fair caught at the New York nine-yard line in the second quarter. Boomed a 62-yard punt to the Giants' seven-yard line in the third stanza. Nailed a 66-yard punt to the Giants' 13-yard line early in the fourth quarter.
- Against Las Vegas (9/25), boomed three punts for 181 yards (60.3 avg.) with two kicks placed inside the 20-yard line. Flipped field position with a 57-yard punt that was fair caught at the Las Vegas 13-yard line late in the second quarter. Nailed a career-best 70-yard punt to the Raiders' six-yard line late in the final stanza. In his first three NFL games, he became the first punter in NFL history to record three consecutive games with a punting average of at least 55.0 yards in each game and at least two punts in each contest.
- At Washington (10/9), punted eight times for 416 yards (52.0 avg.) with four kicks placed inside the 20-yard line. Flipped field position with a 66-yard punt to the Commanders' 15-yard line in the second quarter. Pinned the Commanders deep in their own territory with a 40-yard punt that rolled out of bounds at the Washington 10-yard line in the fourth quarter. Switched field position with a 59-yard punt to the Commanders' 11-yard line in the fourth quarter.
- At Kansas City (11/6), punted eight times for 390 yards (48.8 avg.) with two kicks placed inside the 20-yard line. Flipped field position with a 57-yard punt that was downed at the Kansas City three-yard line late in the second quarter. Pinned the Chiefs deep in their own territory with a 35-yard punt to the Kansas City seven-yard line in the final quarter.
- Against Denver (11/13), named AFC Special Teams Player of the Week after punting eight times for 432 yards (54.0 avg.) with three kicks placed inside the 20-yard line. Flipped field position early in the first quarter with a booming 64-yard punt that was downed at the Broncos' four-yard line. Pinned Denver deep in their own territory with a 38-yard punt that was downed at the Broncos' six-yard line in the opening stanza. Boomed a career-long 74-yard punt in the second quarter.
- At Green Bay (11/17), punted three times for 152 yards (50.7 avg.) with one kick placed inside the 20-yard line. Registered a special teams tackle on coverage units. Flipped field position with a 59-yard punt to the Packers' six-yard line late in the fourth quarter.
- Against Cincinnati (11/27), boomed five punts for 269 yards (53.8 avg.) with two kicks placed inside the 20-yard line. Placed a 44-yard punt that was fair caught at the Bengals' seven-yard line.
- At Philadelphia (12/4), punted seven times for 401 yards for a season-best 57.3 gross avg. Boomed a 61-yard punt that sat at the Eagles' four-yard line in the final quarter.
- Against Jacksonville (12/11), punted three times for 150 yards (50.0 avg.). Posted a special teams tackle on coverage units. Recorded his 11th game of 2022 in which he averaged 50.0 yards per punt, surpassing the most games with a 50.0-yard average in a season in NFL history.
- At L.A. Chargers (12/18), punted seven times for 392 yards (56.0 avg.) with four kicks placed inside the 20-yard line. Flipped field position with a 66-yard punt to the Chargers' six-yard line in the third quarter. Nailed

a 68-yard punt in the fourth quarter. Hammered a 61-yard punt to the Chargers' five-yard line in the final stanza.

- Against Houston (12/24), punted six times for 301 yards (50.2 avg.) with one kick placed inside the 20-yard line. Logged his seventh consecutive game with a gross punting average of at least 50.0 yards to break his own NFL record of six consecutive games, set earlier this season from Week 1-7.

- At Jacksonville (1/7), punted three times for 166 yards (55.3 avg.). Boomed a game-long 60-yard punt to the Jaguars' nine-yard line in the opening quarter.

COLLEGE:

- Appeared in 53 games over five seasons at Colorado State (2017-21) and set the NCAA career record for gross punt average (47.8). Career totals include 244 punts for 11,656 yards (47.8 avg.), including a long of 81 yards, 90 punts placed inside the 20-yard line and 106 punts of 50+ yards. Became the first player in Colorado State history to log 11,000 punting yards in a career. He earned All-Mountain West honors all five seasons at Colorado State: second team (2021), first team (2018-20), and honorable mention All-Mountain West (2017).

- As a graduate (2021), set the NCAA career punt average record by concluding his career at 47.8 average yards per attempt. Appeared in 12 games and logged 58 punts for 2,953 yards (50.9 avg.) including a career-long of 81 yards. Registered 27 punts placed inside the 20-yard line and 32 punts of 50+ yards. Was a second-team All-Mountain West selection and a Ray Guy Award semifinalist.

- As a senior (2020), saw action in four games and posted 26 punts for 1,178 yards (45.3 avg.) including a long of 58. Added eight punts placed inside the 20 and nine punts of 50+ yards. Named first team All-Mountain West for the third consecutive season.

- As a junior (2019), played in 12 games and punted 49 times for 2,274 yards (46.4 avg.) including a long of 64. Placed 13 punts inside the 20 and boomed 16 punts of 50+ yards. Named first team All-Mountain West for the second consecutive year.

- As a sophomore (2018), appeared in all 12 games and totaled 65 punts for 3,140 yards (48.3 avg.) including a long of 70 yards. Added 18 punts placed inside the 20 and 31 punts of 50+ yards. Had one punt blocked. Completed one 11-yard pass on a fake punt. Earned first-team All-Mountain West recognition.

- As a freshman (2017), played in 13 games and punted 46 times for 2,111 yards (45.9 avg.) including a long of 65 yards. Placed 24 punts inside the 20 and logged 18 punts of 50+ yards. Earned honorable mention All-Mountain West honors.

- Graduated from Colorado State in May 2021 with a degree in sociology.

PERSONAL:

- Attended Mater Dei (Calif.) High School where he was named the nation's top punter by 247Sports as a senior after averaging 45.2 yards per punt.

- Rated a three-star prospect by Scout, Rivals, and 247Sports.

- Son of Natalie Banks and Paul Stonehouse.

- His father, Paul, was an All-American punter for Stanford. His uncle, John Stonehouse was an All-American punter at Southern California and was signed by the New York Giants as a rookie free agent in 1996. His uncle, Jeff Banks, was a punter at Washington State. His younger cousin, Jack, is a punter at Missouri.

- Follow Stonehouse on Twitter at @_ryanstonehouse and on Instagram at @ryanstonehouse.

- Born Ryan Matthew Stonehouse on May 11, 1999 in San Dimas, Calif.

RYAN STONEHOUSE'S GAME-BY-GAME

2022 Tennessee Titans

| Date | Opp | W/L | No | Yds | Avg | Net | TB | In 20 | Lg | Blk |
|---------------|-------|-------------|-----------|--------------|-------------|-------------|----------|-----------|-----------|----------|
| Sept 11 | NYG | L | 6 | 342 | 57.0 | 46.7 | 0 | 3 | 66 | 0 |
| Sept 19 | @ Buf | L | 6 | 333 | 55.5 | 45.3 | 1 | 2 | 64 | 0 |
| Sept 25 | LV | W | 3 | 181 | 60.3 | 49.3 | 1 | 2 | 70 | 0 |
| Oct 2 | @ Ind | W | 4 | 211 | 52.8 | 47.8 | 0 | 0 | 57 | 0 |
| Oct 9 | @ Was | W | 8 | 416 | 52.0 | 48.4 | 0 | 4 | 66 | 0 |
| Oct 23 | Ind | W | 3 | 164 | 54.7 | 39.0 | 0 | 0 | 58 | 0 |
| Oct 30 | @ Hou | W | 5 | 242 | 48.4 | 40.8 | 1 | 4 | 57 | 0 |
| Nov 6 | @ KC | L | 8 | 390 | 48.8 | 41.4 | 0 | 2 | 63 | 0 |
| Nov 13 | Den | W | 8 | 432 | 54.0 | 47.3 | 2 | 3 | 74 | 0 |
| Nov 17 | @ GB | W | 3 | 152 | 50.7 | 36.7 | 0 | 1 | 59 | 0 |
| Nov 27 | Cin | L | 5 | 269 | 53.8 | 43.8 | 2 | 2 | 71 | 0 |
| Dec 4 | @ Phi | L | 7 | 401 | 57.3 | 42.3 | 0 | 1 | 62 | 0 |
| Dec 11 | Jax | L | 3 | 150 | 50.0 | 43.3 | 0 | 0 | 53 | 0 |
| Dec 18 | @ LAC | L | 7 | 392 | 56.0 | 45.6 | 1 | 4 | 68 | 0 |
| Dec 24 | Hou | L | 6 | 301 | 50.2 | 43.3 | 0 | 1 | 61 | 0 |
| Dec 29 | Dal | L | 5 | 237 | 47.4 | 37.6 | 1 | 1 | 55 | 0 |
| Jan 7 | @ Jax | L | 3 | 166 | 55.3 | 44.3 | 0 | 0 | 60 | 0 |
| Totals | | 7-10 | 90 | 4,779 | 53.1 | 44.0 | 9 | 30 | 74 | 0 |

2023 Tennessee Titans

| Date | Opp | W/L | No | Yds | Avg | Net | TB | In 20 | Lg | Blk |
|---------------|-------|------------|-----------|--------------|-------------|-------------|----------|-----------|-----------|----------|
| Sept 10 | @ NO | L | 3 | 107 | 35.7 | 33.7 | 0 | 1 | 62 | 0 |
| Sept 17 | LAC | W | 5 | 306 | 61.2 | 44.6 | 1 | 0 | 63 | 0 |
| Sept 24 | @ Cle | L | 7 | 374 | 53.4 | 46.1 | 2 | 4 | 74 | 0 |
| Oct 1 | Cin | W | 2 | 93 | 46.5 | 45.5 | 0 | 2 | 48 | 0 |
| Oct 8 | @ Ind | L | 1 | 43 | 43.0 | 38.0 | 0 | 0 | 43 | 0 |
| Oct 15 | Bal | L | 5 | 263 | 52.6 | 34.4 | 0 | 2 | 57 | 0 |
| Oct 29 | Atl | W | 8 | 420 | 52.5 | 46.8 | 2 | 6 | 72 | 0 |
| Nov 2 | @ Pit | L | 3 | 171 | 57.0 | 52.7 | 0 | 3 | 61 | 0 |
| Nov 12 | @ TB | L | 4 | 227 | 56.8 | 48.0 | 1 | 2 | 62 | 0 |
| Nov 19 | @ Jax | L | 4 | 214 | 53.5 | 48.5 | 1 | 2 | 73 | 0 |
| Nov 26 | Car | W | 7 | 376 | 53.7 | 46.7 | 2 | 5 | 71 | 0 |
| Dec 3 | Ind | | | | | | | | | |
| Dec 11 | @ Mia | | | | | | | | | |
| Dec 17 | Hou | | | | | | | | | |
| Dec 24 | Sea | | | | | | | | | |
| Dec 31 | @ Hou | | | | | | | | | |
| Jan 6/7 | Jax | | | | | | | | | |
| Totals | | 4-7 | 49 | 2,594 | 52.9 | 44.8 | 9 | 27 | 74 | 0 |

RYAN STONEHOUSE'S NFL STATISTICS

REGULAR SEASON

| Year | Team | GP | No. | PUNTING | | | | | | | | |
|-------------------|-----------|-----------|------------|--------------|-------------|-----------|------------|-----------|-----------|-----------|----------|-------------|
| | | | | Yds | Avg | Ret | Yds | TB | In | Lg | Blk | Net |
| 2022 | Tennessee | 17 | 90 | 4,779 | 53.1 | 59 | 636 | 9 | 30 | 74 | 0 | 44.0 |
| 2023 | Tennessee | 11 | 49 | 2,594 | 52.9 | 20 | 221 | 9 | 27 | 74 | 0 | 44.8 |
| NFL Totals | | 28 | 139 | 7,373 | 53.0 | 79 | 857 | 18 | 57 | 74 | 0 | 44.3 |

Single-Game Highs

Punts - **8 (Four times, last vs. Atlanta 10/29/23)**
 Yards - 432 vs. Denver (11/13/22)
 Gross Avg. - **61.2 vs. L.A. Chargers (9/17/23)**
 Net Avg. - **48.5 at Jacksonville (11/19/23)**
 Long Punt - **74 (Twice, last at Cleveland 9/24/23)**
 In20 - **6 vs. Atlanta (10/29/23)**

Additional Statistics

Special Teams Tackles - 2 (2022), 1 (2023)



17 RYAN TANNEHILL

QUARTERBACK • 6'4" • 217 LBS • COLLEGE: TEXAS A&M
ACQUIRED: TRADE (MIA) - 2019
NFL EXPERIENCE (NFL/TITANS): 12/5 • HOMETOWN: BIG SPRING, TEXAS
GAMES PLAYED/GAMES STARTED: 151/149 (PLAYOFFS: 5/5)



Pro Bowl: 2019



Captain: 2020, 2021, 2022, 2023

PRO: The Titans traded for Ryan Tannehill in the 2019 offseason, bringing an experienced, veteran leader to the team. He took control as the team's starting quarterback by midseason and subsequently led the Titans to the playoffs and an AFC championship game appearance. In the process, he set single-season franchise records and led the NFL with a 117.5 passer rating and a passing average of 9.6 yards per attempt. His play led to his first career Pro Bowl appearance. He was rewarded with a multi-year contract extension in March 2020. Tannehill excelled again in his second season with the club, registering a career-best 33 touchdown passes while leading the Titans to a second consecutive postseason appearance. In 2021, he passed for 3,734 yards while leading the club to the best record in the AFC and a third straight playoff berth. Tannehill spent his first seven seasons as a member of the Miami Dolphins after being selected in the first round of the 2012 NFL Draft. He started 88 games over six seasons in South Florida and accumulated 20,434 passing yards and 123 touchdown passes. The Texas A&M product has also shown mobility as a signal caller, having rushed for 1,931 career yards and 24 touchdowns through 2021.

CAREER HIGHLIGHTS:

- Entering the 2023 campaign, Tannehill ranked among the franchise career leaders in several categories: first in passer rating (100.5), first in completion percentage (66.9), sixth in passing yards (12,831), fifth in passing touchdowns (89), sixth in passing attempts (1,623) and sixth in completions (1,085).
- In 2022, Tannehill started 12 games and ranked sixth in the AFC with a 94.6 passer rating. He completed 212 of 325 passes for 2,536 yards with 13 touchdowns and six interceptions.
- In 2021, Tannehill notched 3,734 passing yards, 21 passing touchdowns and seven rushing scores while leading the Titans to their second consecutive AFC South division title.
- In 2020, Tannehill finished fifth in the NFL with a 106.5 passer rating and tied for seventh in the NFL with a career-high 33 touchdown tosses. He passed for 3,819 yards and rushed for 266 yards with a career-high seven rushing touchdowns. In the process, he set a franchise record with 40 combined touchdowns in a season.
- In his first season in Tennessee, Tannehill led the Titans to a 9-4 combined record as a starter in the regular season and playoffs and won the NFL Comeback Player of the Year Award. He earned his first Pro Bowl invitation after leading the NFL in passer rating (117.5) and passing average (9.6 yards per attempt) and ranking third in completion percentage (70.3). He set club records in all three categories.
- He was named AFC Offensive Player of the Month for December 2019 after completing 90 of 132 passes for 1,322 yards with 12 touchdowns and two interceptions. His passer rating for the calendar month was 124.6, which led the AFC.
- Tannehill made his first career playoff appearance at the conclusion of the 2019 campaign and helped lead the Titans to a wild card win at New England and a divisional round victory at Baltimore.
- During his seven seasons (2012-18) in Miami, Tannehill passed for at least 3,000 yards four times and more than 4,000 yards twice. He totaled 16 career 300-yard passing games, which is the second-most in Dolphins history.
- Tannehill engineered 17 career fourth-quarter comebacks during the first eight seasons of his career.
- In 2015, Tannehill posted 4,208 passing yards with 24 touchdowns and set a then-NFL record with 25 consecutive completions. His 4,208 passing yards was the fifth-highest single-season total in Dolphins history and most by a Dolphins quarterback other than Dan Marino.
- In 2014, Tannehill passed for 4,045 yards with 27 touchdowns for a

92.8 passer rating. He registered a career-best 311 rushing yards with a touchdown. His 392 completions were the most in Dolphins history.

TITANS TIDBITS:

- During the 2023 offseason, Tannehill received his pilot's license. He says, "it's something I have to be totally focused on, be present in the moment, but at the same time it's an escape for me. A lot of hard work went into it, but I'm thankful I was able to get that and excited to be a pilot."
- Ryan founded the Tannehill's A.C.E.S. (Achieving Community Educations Success) program with wife, Lauren, which consisted of 17 sophomores from American Senior High School and is focused on awarding scholarships to the participating students who strive for good grades and took on an active role in their community by hosting monthly events to reward the students and help them give back to the community.
- Ryan enjoys deep-sea fishing off the coast of South Florida in his free time.
- Ryan's father, Tim, played wide receiver at Texas Tech from 1985-87.

CAREER TRANSACTIONS:

- The Big Spring, Texas, native was originally selected by the Miami Dolphins in the first round (eighth overall) of the 2012 NFL Draft.
- Traded by the Dolphins to the Titans along with a 2019 sixth-round pick for a 2019 seventh-round draft pick and a 2020 fourth-round draft choice on March 15, 2019.

SEASON RECAPS:

- 2023 (6/6 - Tennessee):** Has posted 51 career games with a 100.0 or better passer rating, including one in 2023 (vs. LAC). Has engineered 27 career game-winning drives (including the playoffs), defined as when the team trailed or was tied in the fourth quarter or overtime, including one in 2023 (vs. LAC). Set a single-game career high by completing 83.3 percent of his passes on 20 of 24 passing against L.A. Chargers (9/17/23).
- At New Orleans (9/10), started at quarterback and completed 16 of 34 passes for 198 yards with three interceptions. Rushed three times for five yards. Extended the Titans' fourth scoring drive with a 16-yard pass to DeAndre Hopkins on third-and-10 in the final quarter. Extended the Titans' final scoring drive with a 21-yard pass to Nick Westbrook-Ikhine on third-and-two in the fourth quarter.
- Against L.A. Chargers (9/17), completed 20 of 24 passes for 246 yards with a touchdown for a 123.3 passer rating. Set a career-high by completing 83.3 percent of his passes. Rushed for a 12-yard score. Kickstarted the Titans' opening touchdown drive with a 70-yard bomb to Treyton Burks to the Chargers' five-yard line in the second quarter. Kept the Titans' second scoring drive alive with a nine-yard connection to DeAndre Hopkins on third-and-four in the third quarter. Gave the Titans a 17-14 advantage with a 12-yard touchdown run on an option play in the third quarter. Got the Titans' final touchdown drive started with a 49-yard strike to Chris Moore in the fourth quarter. Extended the Titans' final touchdown drive with a 14-yard pass to Hopkins on third-and-four in the fourth stanza. Found Nick Westbrook-Ikhine in the end zone for a four-yard touchdown and a 24-21 lead with 2:25 remaining in regulation.
- At Cleveland (9/24), completed 13 of 25 passes for 104 yards.
- Against Cincinnati (10/1), connected on 18 of 25 passes for 240 yards with a touchdown and an interception for a 98.8 passer rating. Rushed six times for 11 yards. Extended the Titans' opening scoring drive with a three-yard pass to Tyjae Spears on fourth-and-two in the first quarter. Kept the Titans' first touchdown drive alive with a 38-yard connection to DeAndre Hopkins on third-and-seven in the second stanza. Gave the Titans a 10-3 lead with a 13-yard touchdown pass to Nick Westbrook-Ikhine in the second quarter.

Set up the Titans' third touchdown of the afternoon with a 44-yard bomb to Chris Moore down the right sideline late in the first half. Converted a pair of third downs during the Titans' final scoring march: a six-yard pass to Hopkins on third-and-five and a 12-yard hookup with Hopkins on third-and-five in the third stanza.

- At Indianapolis (10/8), started at quarterback in his 150th career regular season game and completed 23 of 34 passes for 264 yards with an interception. Rushed twice for 12 yards. Became the seventh active NFL quarterback to reach 3,000 career completions. Posted three third-down conversions during the Titans' opening scoring drive: a 21-yard pass to Trevon Wesco on third-and-one, a six-yard toss to Chig Okonkwo on third-and-two and a 11-yard connection to DeAndre Hopkins on third-and-six in the first quarter. Extended the Titans' second scoring drive with a 14-yard pass to Tyjae Spears on third-and-eight in the second stanza. Set up the Titans first touchdown with a pair of passes to Hopkins for 52 yards in the third quarter.

- In London, against Baltimore (10/15), completed eight of 16 passes for 76 yards with an interception before leaving the game late in the third quarter with an injury.

- Against Atlanta (10/29), was inactive.

- At Pittsburgh (11/2), was inactive.

- At Tampa Bay (11/12), was inactive as the third quarterback.

- At Jacksonville (11/19), did not play as the backup quarterback.

- Against Carolina (11/26), did not play as the backup quarterback.

2022 (12/12 - Tennessee): Started 12 games at quarterback and ranked sixth in the AFC with a 94.6 passer rating. Completed 212 of 325 passes for 2,536 yards with 13 touchdowns and six interceptions. Rushed 34 times for 98 yards with two touchdowns. Was inactive for three contests. Placed on injured reserve on Dec. 29 and missed the final two games. Selected as a captain by his teammates. Has posted 50 career games with a 100.0 or better passer rating, including three in 2022 (vs. NYG, at IND, at GB). Has registered 25 career games with at least 300 passing yards, including one in 2022 (at GB). Posted his 200th career touchdown pass against N.Y. Giants (9/11/22). Led the team in rushing yards once in 2022 (at PHI).

- Against N.Y. Giants (9/11), completed 20 of 33 passes for 266 yards with two touchdowns for a 106.4 passer rating. Rushed twice for seven yards. By starting his 44th consecutive game with the club, he passed Steve McNair for the most consecutive starts in Titans/Oilers history by a quarterback. Found Dontrell Hilliard for a seven-yard touchdown to give the Titans an early 7-0 lead in the opening stanza. It was the 200th touchdown pass of his career, making him the 47th player in NFL history to reach the plateau. Gave the Titans a 20-13 lead with a 23-yard touchdown pass in the third quarter. Got the Titans in field goal range with a 21-yard pass to Philips along the sideline late in the fourth quarter.

- Against Las Vegas (9/25), completed 19 of 27 passes for 264 yards with a touchdown and an interception. Rushed four times for two yards with a score. Notched his 15th NFL game and his 13th game with the Titans in which he passed for at least one touchdown and rushed for at least one touchdown. Gave the Titans an early 7-0 lead with a two-yard touchdown pass to Geoff Swaim on third-and-one. Got the Titans' second touchdown drive going with a 41-yard bomb to Robert Woods on the final play of the opening stanza. Increased the Titans' lead to 21-10 with a one-yard touchdown plunge in the second quarter.

- At Indianapolis (10/2), set a then single-game career high by completing 81 percent of his passes on 17 of 21 passing for 137 yards with two touchdowns for a 125.6 passer rating. Rushed five times for nine yards. Gave the Titans an early 7-0 lead with a seven-yard touchdown pass to Robert Woods in the first quarter. Increased the Titans' lead to 24-3 with an eight-yard touchdown dart to Chig Okonkwo in the second quarter. Sealed the victory with a seven-yard toss to Okonkwo on third-and-four late in the fourth quarter allowing the Titans to run out the clock.

- At Washington (10/9), in his 50th game as a member of the Titans, completed 15 of 25 passes for 181 yards with a touchdown for a 95.6 passer rating. Gave the Titans a 7-0 lead with a 13-yard touchdown pass to Dontrell Hilliard in the opening quarter. Set up the Titans' game-winning touchdown with a 61-yard strike to Nick Westbrook-Ikhine to the Washington 12-yard line in the third quarter. Kept the Titans' game-winning touchdown drive alive with a seven-yard toss to Austin Hooper down to the Commanders' two-yard line on third-and-seven late in the third quarter.

- At Houston (10/30), was inactive ending his streak of 49 consecutive starts. It was the longest consecutive starting streak by a quarterback in franchise history.

- Against Denver (11/13), returned to the lineup and completed 19 of 36 passes for 255 yards with two touchdowns for a 94.1 passer rating. Rushed twice for 12 yards. With the victory, he set the record for the most wins by a Titans/Oilers starting quarterback in the first four seasons of a player's career with the organization. Cut the Broncos' lead to 10-7 with a nine-yard touchdown strike to Nick Westbrook-Ikhine on third-and-goal with 12 seconds remaining in the first half. Gave the Titans a 14-10 advantage with a 63-yard touchdown toss to Nick Westbrook-Ikhine on a flea flicker in the third quarter.

- At Green Bay (11/17), set a career-high with an 81.5 percent completion percentage on 22 of 27 passing for 333 yards with a touchdown and an interception for a 127.3 passer rating. Kickstarted the Titans' opening touchdown drive with a 43-yard bomb to Treylon Burks on third-and-seven in the first quarter. Gave the Titans an early 7-0 lead with a 14-yard touchdown pass to Dontrell Hilliard in the opening stanza. Gave the Titans a 27-17 advantage with a 16-yard touchdown strike to Austin Hooper on the first play of the fourth quarter.

- Against Cincinnati (11/27), completed 22 of 34 passes for 291 yards for a 91.7 passer rating. Rushed twice for nine yards. Extended the Titans' initial scoring drive with a pair of conversions: an eight-yard pass to Austin Hooper on third-and-five and a 25-yard connection to Nick Westbrook-Ikhine on third-and-10 late in the first quarter. Set up the Titans' second field goal with a 51-yard bomb to Treylon Burks to the Bengals' 24-yard line in the third quarter. Kept the Titans' final scoring drive alive with a pair of conversions: a four-yard run on third-and-four and a 17-yard pass to Chig Okonkwo on third-and-one in the final stanza.

- Against Jacksonville (12/11), completed 25 of 38 passes for 254 yards with two touchdowns and an interception for a 91.3 passer rating. Rushed twice for 16 yards. Extended the Titans' opening touchdown drive with a 13-yard connection to Nick Westbrook-Ikhine on third-and-five in the opening quarter. Gave the Titans' a 14-7 lead with a 10-yard touchdown toss to Chig Okonkwo late in the first quarter. Found Westbrook-Ikhine in the corner of the end zone for a two-yard touchdown in the fourth quarter. Connected with Okonkwo for the ensuing two-point conversion.

2021 (17/17, 1/1 - Tennessee): Started all 17 games at quarterback and became the only quarterback other than Warren Moon (1989-1991) to record multiple seasons with at least 3,500 passing yards with the franchise. Finished the season with 3,734 yards, 21 touchdowns and 14 interceptions, completing 357 of his 531 passes (89.6 passer rating). His passing yardage total ranked fourth in franchise history. Posted 55 carries for 270 yards with a career-high-tying seven rushing touchdowns. Started the postseason contest and completed 15 of 24 passes for 220 yards with one touchdown and three interceptions. Rushed three times for 12 yards. Selected as a captain by his teammates. Has engineered 26 career game-winning drives (including the playoffs), defined as when the team trailed or was tied in the fourth quarter or overtime, including four in 2021 (at SEA, vs. BUF, at IND, vs. SF). Has registered 14 career games with at least one passing touchdown and at least one rushing touchdown, including four in 2021 (vs. ARI, vs. KC, at LAR, vs. NO). Eclipsed 30,000 career passing yards, becoming the 51st player in NFL history to reach the mark at Pittsburgh (12/19/21). Named AFC Offensive Player of the Week after completing 23 of 32 passes for 287 yards with a career-high-tying four touchdowns for a season-best 138.9 passer rating at Houston (1/9/22).

- At Seattle (9/19), completed 27 of 40 passes for 347 yards for a 94.5 passer rating. Rushed four times for 27 yards. Recorded his 23rd career game-winning drive. It was his 10th game-winning drive since joining the Titans in 2019, which led all NFL quarterbacks during the past three seasons. Kickstarted the Titans' second scoring drive with a 51-yard bomb to Jones to the Seattle 25-yard line in the second stanza.

- Against Indianapolis (9/26), connected on 18 of 27 passes for 197 yards with three touchdowns and two interceptions for a 94.2 passer rating. Tied a career-high with 56 rushing yards on five carries. Gave the Titans an early 7-0 lead with a six-yard touchdown strike to Chester Rogers on third-and-goal. Found Nick Westbrook-Ikhine for an 18-yard touchdown pass and a 14-7 lead in the second quarter. Increased the Titans' advantage to 22-13 with a 10-yard touchdown toss to Jeremy McNichols on third-and-goal early in the fourth quarter.

- At Jacksonville (10/10), connected on 14 of 22 passes for 197 yards with a touchdown pass for a 107.6 passer rating. Rushed three times for 21 yards. Increased the Titans' advantage to 21-13 with a 14-yard touchdown toss to MyCole Pruitt in the second quarter.

- Against Kansas City (10/24), completed 21 of 27 passes for 270 yards

with a touchdown and an interception for a 105.2 passer rating. Rushed twice for six yards with a score. Registered his second game of 2021 and his 12th career game in which he had at least one passing touchdown and at least one rushing touchdown. Set up the Titans' second touchdown with a 46-yard bomb to A.J. Brown down the left sideline. Increased the Titans' lead to 14-0 with 24-yard touchdown strike to Brown on third-and-seven late in the first stanza. Gave the Titans a 24-0 advantage with a two-yard touchdown run in the second quarter.

- At Indianapolis (10/31), completed 23 of 33 passes for 265 yards with three touchdowns and two interceptions for a 98.7 passer rating. Registered his second game of 2021 with three (or more) touchdown passes and the 24th such performance of his career. Rushed twice for 26 yards. Cut the Colts' lead to 14-7 with a six-yard touchdown toss to Geoff Swaim on third-and-three in the second stanza. Evened the score at 14-14 with a 57-yard touchdown pass to A.J. Brown in the second quarter. Gave the Titans a 21-17 lead with a five-yard touchdown connection with Nick Westbrook-Ikhine on third-and-four in the third stanza.
- Against New Orleans (11/14), connected on 19 of 27 passes for 213 yards with a touchdown for a 105.9 passer rating. Posted a rushing touchdown. Posted a one-yard touchdown run on a quarterback sneak to give the Titans a 13-6 lead late in the first half. Found MyCole Pruitt for a two-yard touchdown toss and a 20-6 lead early in the third stanza.
- Against San Francisco (12/23), completed 22 of 29 passes for 209 yards with a touchdown for a 106.8 passer rating. Rushed three times for 22 yards. Credited with the 26th game-winning drive of his career, including a league-high 13 game-winning drives since joining the Titans in 2019. On third down, was 11 of 13 passing (84.6 percent) for 149 yards with a passer rating of 114.4. Converted a career-high nine third downs on passing attempts. Gave the Titans a 17-10 lead with an 18-yard touchdown strike to Brown early in the fourth quarter. Set up the game-winning field goal with a 23-yard scamper to the 49ers' 31-yard line late in the final quarter.
- Against Miami (1/2), completed 13 of 18 passes for 120 yards with two touchdowns for a 127.1 passer rating against his former team. He now has more regular season wins—29—than any other starting signal caller in franchise history over the player's first three years with the club. Gave the Titans a 7-0 lead with a one-yard touchdown toss to Geoff Swaim late in the first quarter. Found Anthony Firkser for a 15-yard touchdown and a 24-3 lead midway through the fourth quarter.
- At Houston (1/9), named AFC Offensive Player of the Week after completing 23 of 32 passes for 287 yards with a career-high-tying four touchdowns for a season-best 138.9 passer rating. Gave the Titans a 7-0 lead with a five-yard touchdown toss to Firkser on third-and-five in the second stanza. Increased the Titans lead to 14-0 with a 14-yard touchdown pass to A.J. Brown late in the second stanza. Found Nick Westbrook-Ikhine for a four-yard touchdown toss with 11 seconds remaining in the first half. Somehow eluded a sack and scrambled out of the pocket to find Westbrook-Ikhine for a 36-yard completion on third-and-five in the fourth quarter. Connected with Julio Jones for a three-yard touchdown and a 28-18 lead midway through the fourth stanza.
- Against Cincinnati (1/22), completed 15 of 24 passes for 220 yards with a touchdown and three interceptions. Set up a Titans' field goal with a 40-yard bomb to Brown down to the Bengals' 22-yard line in the third quarter. Evened the score at 16-16 with a 33-yard touchdown pass to Brown down the right sideline late in the third quarter. With his seventh career postseason touchdown pass with the Titans, he passed Steve McNair (six) for sole possession of second place on the franchise's postseason list.

2020 (16/16, 1/1 - Tennessee): Started all 16 games at quarterback and finished fifth in the NFL with a 106.5 passer rating and tied for seventh in the NFL with a career-high 33 touchdown passes. Completed 315 of 481 passes for 3,819 yards. Rushed 43 times for 266 yards and set a career-high with seven rushing touchdowns. Set a franchise record with 40 combined touchdowns (33 passing and seven rushing) in a season. With 3,819 passing yards in 2020, he moved into third place on the franchise single-season passing list. Started the postseason contest and completed 18 of 26 passes for 165 yards with a touchdown. Selected as a captain by his teammates. Registered five games with three or more touchdown passes in 2020 (vs. JAX, vs. BUF, vs. HOU, vs. CLE, vs. DET). Became the third player in franchise history to pass for 30 touchdowns in a season. Set a franchise record with his fifth consecutive game with a passer rating of at least 100.0 (11/22-12/20), breaking the record he established in 2019.- Against Jacksonville (9/20), made his 100th career regular season start at quarterback and completed 18 of 24 passes for 239 yards with a career-high tying four touchdown passes for a 145.7 passer rating. Marked his

second-highest career passer rating in a game with a minimum of 20 attempts. Gave the Titans an early 7-0 lead with a 13-yard touchdown pass to Smith early in the first stanza. Increased the lead to 14-0 with a nine-yard touchdown pass to Corey Davis in the first stanza. Found Smith for a four-yard touchdown connection on third-and-four late in the second quarter. Reached 150 career touchdown passes on his third touchdown pass of the day. Stood in the pocket and took a hit to deliver an 18-yard touchdown pass to Adam Humphries on third-and-nine late in the third quarter.

- Against Buffalo (10/13), started at quarterback and completed 21 of 28 passes for 195 yards with three touchdowns for a 129.3 passer rating. Rushed four times for 42 yards with a score on the ground. Recorded the second game of his career with at least three passing touchdowns and at least one rushing touchdown. Got the Titans on the board early in the first quarter with a 16-yard touchdown strike to A.J. Brown. Gave the Titans a 21-10 halftime lead with a 10-yard touchdown run with 16 seconds left in the second quarter. Extended the Titans' lead to 28-10 with a four-yard touchdown pass to Jonnu Smith late in the third quarter. Capped the scoring with a seven-yard touchdown toss to Smith to make the score 42-16 late in the final quarter.
- Against Houston (10/18), started at quarterback and completed 30 of 41 passes for 366 yards with four touchdowns and one interception for a passer rating of 122.6. His yardage total was the fifth-highest number of his career and his second-highest figure in a Titans uniform. Registered his 20th career game-winning drive and his seventh in a Titans uniform. It was his fourth game-winning drive of 2020. Completed his final 10 passes of the game in the fourth quarter and overtime. Gave the Titans a 7-0 lead with a seven-yard touchdown pass to Anthony Firkser in the opening stanza. Increased the Titans lead to 14-0 with a six-yard touchdown toss to A.J. Brown late in the opening quarter. Found Humphries down the left sideline for a 22-yard touchdown and a 21-7 lead. Increased the Titans' lead to 29-23 with a two-point conversion pass to Nick Westbrook-Ikhine in the back of the end zone in the fourth quarter. Sent the game to overtime with a seven-yard touchdown pass to Brown with four seconds left to play in regulation. Kickstarted the Titans' game-winning drive with a 53-yard catch-and-run pass to Derrick Henry down the right sideline in overtime.
- Against Pittsburgh (10/25), started at quarterback and completed 18 of 30 passes for 220 yards with two touchdowns for a 104.9 passer rating. Got the Titans on the scoreboard with a four-yard touchdown pass to Corey Davis on third-and-goal in the second quarter. Found A.J. Brown for a 73-yard catch-and-run touchdown in the third quarter.
- Against Chicago (11/8), started at quarterback and completed 10 of 21 passes for 158 yards with two touchdowns for a 104.9 passer rating. Reached the 25,000-yard career passing mark during the first quarter. Found A.J. Brown down the left sideline for a 40-yard touchdown strike and a 10-0 advantage in the second stanza. Increased the Titans lead to 24-3 with a two-yard touchdown toss to Jonnu Smith in the fourth quarter.
- At Baltimore (11/22), connected on 22 of 31 passes for 259 yards with two touchdowns and an interception for a 104.1 passer rating. Gave the Titans an early 7-0 lead with a one-yard touchdown toss to Jonnu Smith in the first quarter. Found A.J. Brown for a 14-yard touchdown on third-and-10 with 2:26 remaining in the fourth quarter. Made the Titans' lead 24-21 with a two-point conversion run.
- At Indianapolis (11/29), completed 13 of 22 passes for 221 yards with a touchdown for a 108.3 passer rating. Rushed twice for three yards with a rushing score. Extended the Titans' opening touchdown drive with an eight-yard pass to Geoff Swaim on third-and-one in the first quarter. Gave the Titans a 14-7 advantage by finding A.J. Brown over the middle for a 69-yard catch-and-run touchdown late in the opening stanza. Set up the Titans' fifth and final touchdown of the first half with a 37-yard strike to Corey Davis down to the Colts' one-yard line late in the second quarter. Extended the Titans' lead to 35-14 with a one-yard touchdown run on a zone read with 20 seconds remaining in the first half.
- Against Cleveland (12/6), completed 29 of 45 passes for 389 yards with three touchdowns and an interception for a 104.8 passer rating. Got the Titans on the scoreboard with a 17-yard touchdown toss to Corey Davis in the second stanza. Found MyCole Pruitt for a 22-yard touchdown pass early in the third quarter. Connected with Cameron Batson for an eight-yard touchdown pass with less than a minute remaining in the contest.
- At Jacksonville (12/13), completed 19 of 24 passes for 212 yards with two touchdowns for a 131.2 passer rating. On his first pass of the game, a 13-yard completion to tight end Geoff Swaim, he passed the 3,000-yard passing mark for the fifth time in his career and for the first time since 2015. Gave the Titans an early 7-0 lead with a 37-yard touchdown connection to A.J. Brown on a flea-flicker in the first quarter. Found Geoff Swaim for a

five-yard touchdown toss and a 24-3 advantage early in the third quarter.

- Against Detroit (12/20), completed 21 of 27 passes for 273 yards with three touchdowns for a 145.8 passer rating. Rushed three times for 21 yards with two touchdowns on the ground. Registered the first game of his career with five combined passing and rushing touchdowns. His 145.8 passer rating was the second best of his career in a qualifying game (min. 20 attempts) and his best in a Titans uniform. Joined Michael Vick (Nov. 15, 2010) and Jack Kemp (Dec. 4, 1960) as the only players in NFL history with at least three passing touchdowns, at least two rushing touchdowns and a 145.8 or higher passer rating in a single game. Answered the Lions' opening touchdown in the first stanza with a 75-yard touchdown pass to Corey Davis on the first play from scrimmage following the Detroit score. Gave the Titans a 21-7 advantage with a 17-yard touchdown scamper in which he dove for the left pylon in the second quarter. Increased the Titans' lead to 32-18 with a three-yard touchdown run early in the fourth quarter. Found Brown for a two-yard touchdown pass and a 39-18 lead in the fourth quarter. Gave the Titans a 46-25 lead with a three-yard pass to Darrynton Evans late in the final stanza.
- At Houston (1/3), connected on 18 of 27 passes for 216 yards with a touchdown for a 103.3 passer rating in the Titans' division-clinching victory. Rushed seven times for 38 yards with two touchdowns on the ground. Increased the Titans lead to 17-6 with a four-yard touchdown toss to A.J. Brown in the second quarter. Gave the Titans a 31-15 lead with a five-yard touchdown scramble in the third quarter. Helped the Titans regain the lead at 38-35 with a five-yard touchdown run on a zone read in the fourth quarter. Set up the Titans' game-winning field goal with a 52-yard deep bomb to A.J. Brown down to the Texans' 23-yard line with 10 seconds remaining in the game.
- Against Baltimore (1/10), completed 18 of 26 passes for 165 yards with a touchdown and an interception. Rushed twice for six yards. Gave the Titans an early 7-0 lead with a 10-yard touchdown pass to A.J. Brown in the opening quarter.

2019 (12/10, 3/3 - Tennessee): Named to his first career Pro Bowl. Named the NFL's Comeback Player of the Year. Played in 12 games with 10 starts at quarterback and led the NFL with a 117.5 passer rating and ranked third in the NFL with a 70.3 completion percentage. Established the fourth-highest single-season passer rating in NFL history. Completed 201 of 286 passes for 2,742 yards with 22 touchdowns and six interceptions. Became the third qualifying passer in NFL history to have a season with at least a 70.0 completion percentage and an average of at least 9.0 yards per attempt, joining Sammy Baugh and Joe Montana. Established new franchise single-season records for completion percentage (70.7) and yards per attempt (9.6). Rushed 43 times for 185 yards with four rushing touchdowns. Did not play in four games. Started all three postseason contests and connected on 36 of 60 passes for 369 yards with five touchdowns and an interception for a 98.5 passer rating. Rushed 13 times for 35 yards with a rushing score. Named the AFC Offensive Player of the Month for December, after completing 90 of 132 passes for 1,322 yards with 12 touchdowns and two interceptions. His passer rating for the calendar month was 124.6, which led the AFC.

- At Denver (10/13), entered the game in the third quarter and completed 13 of 16 passes for 144 yards with an interception. Rushed once for six yards.
- Against L.A. Chargers (10/20), started at quarterback and completed 23 of 29 passes for 312 yards with two touchdowns and an interception for a 120.1 passer rating. Rushed five times for seven yards. Set a new career-high by completing 79.3 percent of his passes. Evened the score at 10-10 with an eight-yard touchdown strike to Corey Davis late in the second quarter. Gave the Titans a 16-10 lead with a five-yard touchdown pass to Tajaé Sharpe in the back of the end zone on third-and-goal early in the fourth quarter.
- Against Tampa Bay (10/27), connected on 21 of 33 passes for 193 yards with three touchdowns for a 109.8 passer rating. Gave the Titans a 7-3 lead with a five-yard touchdown strike to Jonnu Smith in the first quarter. Increased the Titans lead to 14-3 with a six-yard touchdown pass to Tajaé Sharpe on third-and-goal late in the first stanza. Gave the Titans a 27-23 lead with an eight-yard touchdown strike to A.J. Brown on third-and-eight midway through the fourth quarter.
- At Carolina (11/3), completed 27 of 39 passes for 331 yards with a touchdown and two interceptions. Rushed four times for 38 yards with a score. Found Derrick Henry for a 23-yard touchdown reception on a screen in the fourth quarter. Cut the Panthers' lead to 30-20 with a 10-yard touchdown run with less than three minutes remaining in the game.
- Against Kansas City (11/10), completed 13 of 19 passes for 181 yards

with two touchdowns for a 133.9 passer rating. Rushed three times for 37 yards. Added a two-point conversion rushing score. Found Anthony Firkser for a nine-yard touchdown pass in the second quarter. Gave the Titans the lead by finding Adam Humphries for a 23-yard touchdown strike with 23 seconds remaining in the fourth quarter. Increased the lead to 35-32 with an extra effort, two-point conversion run.

- Against Jacksonville (11/24), completed 14 of 18 passes for 259 yards with two touchdowns for a 155.8 passer rating. Rushed seven times for 40 yards with a career-best two rushing scores. Gave the Titans a 7-0 lead with a 21-yard touchdown run on a bootleg in the second stanza. Increased the Titans lead to 35-3 with a 65-yard touchdown strike to Brown in the third stanza. Collected his career-best second rushing touchdown with a three-yard score on third-and-one in the fourth quarter.
- At Indianapolis (12/1), completed 17 of 22 passes for 182 yards with two touchdowns for a 131.2 passer rating. Evened the score at 7-7 with a 13-yard touchdown pass to Adam Humphries on third-and-eight in the opening stanza. Sealed the victory with a 40-yard touchdown strike to Kalif Raymond on third-and-six late in the fourth quarter.
- At Oakland (12/8), named AFC Offensive Player of the Week after completing 21 of 27 passes for 391 yards with three touchdowns and an interception for a 140.4 passer rating. His passer rating of 140.4 was the second-best single-game mark of his career in a contest in which he attempted at least 20 passes. Gave the Titans a 14-7 advantage with a career-long 91-yard touchdown bomb to A.J. Brown early in the second quarter. Gave the Titans a 21-14 lead with a 16-yard touchdown pass to Brown on third-and-13 in the second quarter. Found Jonnu Smith in the back of the end zone for a 17-yard touchdown and a 35-21 lead early in the fourth quarter.
- Against Houston (12/15), completed 22 of 36 passes for 279 yards with two touchdowns and an interception. Rushed three times for 10 yards with a score. Connected with A.J. Brown for a 60-yard reception down the right sideline in the opening quarter. Cut the Texans' lead to 14-7 with a one-yard touchdown run on fourth-and-goal in the third quarter. Evened the score at 14-14 with a five-yard touchdown strike to Brown early in the fourth quarter. Found Dion Lewis for an 11-yard touchdown toss late in the final stanza.
- Against New Orleans (12/22), completed 17 of 27 passes for 272 yards with three touchdowns for a 133.6 passer rating. Gave the Titans a 7-0 lead with a 41-yard touchdown strike to Jonnu Smith in the first quarter. Cut the Saints lead to 24-21 with a 36-yard touchdown pass to Tajaé Sharpe on third-and-one in the third quarter. Found Sharpe in the back of the end zone for a seven-yard touchdown on third-and-two midway through the fourth quarter.
- At Houston (12/29), started at quarterback in his 100th career game and completed 13 of 20 passes for 198 yards with two touchdowns for a 130.8 passer rating. Registered his seventh consecutive game with at least two touchdown passes, the best streak of his career. Evened the score at 7-7 with a 51-yard touchdown toss to A.J. Brown on third-and-five in the opening quarter. Gave the Titans a 14-7 lead with a one-yard touchdown pass to MyCole Pruitt early in the second quarter. Set up the Titans' fourth touchdown with a 47-yard bomb to Brown down to the Houston one-yard line early in the fourth quarter.
- At New England (1/4), started at quarterback in his postseason debut and completed eight of 15 passes for 72 yards with a touchdown and an interception. Gave the Titans a 7-3 lead with a 12-yard touchdown strike to Anthony Firkser on third-and-10 in the first quarter. Converted a key third-and-eight with an 11-yard toss to Firkser along the sideline allowing the offense to run more clock late in the fourth quarter.
- At Baltimore (1/11), connected on seven of 14 passes for 88 yards with two touchdowns for a 109.5 passer rating. Rushed six times for 13 yards with a score. Gave the Titans a 7-0 lead with a 12-yard touchdown connection to Jonnu Smith in the corner of the end zone on third-and-12 in the first quarter. Increased the Titans lead to 14-0 with a 45-yard touchdown bomb to Kalif Raymond early in the second quarter. Found the end zone for a one-yard touchdown run on an option play in the third stanza.
- At Kansas City (1/19), started at quarterback and completed 21 of 31 passes for 209 yards with two touchdowns for a 108.1 passer rating. Kickstarted the Titans' first scoring drive with a 37-yard connection to A.J. Brown on the second play from scrimmage. Increased the Titans lead to 17-7 with a one-yard touchdown toss to Dennis Kelly in the second stanza. Cut the Chiefs' lead to 35-24 with a 22-yard scoring connection to Anthony Firkser in the final quarter.

2018 (10/10 - Miami): Started 10 games and completed 158 of 243 passes

for 1,832 yards with 17 touchdowns. Tallied 30 carries for 136 yards. Was inactive for five games. Served as a season-long team captain.

- Against Tennessee (9/9), connected on 20 of 28 passes for 230 yards with two touchdowns. Completed a 75-yard pass to Kenny Stills in the fourth quarter to give Miami a 24-10 lead. It was the second-longest completion of his career.
- Against Oakland (9/23), completed 17 of 23 passes for 289 yards with three touchdowns for a 155.3 passer rating.
- Against New England (12/2), completed 14 of 19 passes for 265 yards with three touchdowns for a 155.2 passer rating. Eclipsed 20,000 career passing yards, becoming the third quarterback in Dolphins history to accomplish the feat. Led his 14th career fourth quarter comeback, connecting on a 69-yard pass that was double-lateraled to Kenyan Drake for a game-winning touchdown on the final play of the game known as "The Miami Miracle."

2017 (0/0 - Miami): Missed the entire season after being placed on injured reserve on Aug. 12.

2016 (13/13 - Miami): Started 13 games and completed 261 of 389 passes for 2,995 yards with 19 touchdowns. Produced 39 carries for 164 yards with a touchdown. Was inactive for three games. His 67.1 completion percentage was the second-highest single-season completion percentage in franchise history.

- Against Buffalo (10/23), made good on 15 of 25 passes for 204 yards with a touchdown. Completed a 66-yard touchdown pass to Kenny Stills with 2:24 left to give Miami a two-score lead.
- At Los Angeles Rams (11/20), completed 24 of 34 passes for 172 yards with two touchdowns. Registered two carries for 19 yards. Hit DeVante Parker for a nine-yard touchdown pass to give Miami the lead with 36 seconds left. Marked the 13th come-from-behind win of his career. In Miami's final two drives, completed 12 of 13 passes for 115 yards and two scores. Became the franchise's all-time leading rusher as a quarterback, surpassing Hall of Fame quarterback Bob Griese (994).
- Against San Francisco (11/27), connected on 20 of 30 passes for 285 yards with three touchdowns for a 130.6 passer rating.
- At Pittsburgh (1/8), was inactive for the Wild Card matchup.

2015 (16/16 - Miami): Started all 16 games and completed 363 of 586 passes for 4,208 yards with 24 touchdowns. Set a then NFL record with 25 consecutive completions on Oct. 18 (at Tennessee) and Oct. 25 (vs. Houston). His 4,208 passing yards was the fifth-highest single-season total in team history and most by a Dolphins quarterback other than Dan Marino. His 24 touchdown passes marked the third straight season he passed for 20 or more touchdowns, joining Marino as the only Dolphins quarterback to accomplish the feat.

- At Jacksonville (9/20), connected on 30 of 44 passes for 359 yards with two touchdowns for a 108.0 passer rating.
- Against Buffalo (9/27), completed 26 of 49 passes for 297 yards and two touchdowns. Set a team record with 160 consecutive passes without an interception, breaking Dan Marino's mark.
- Against Houston (10/25), named AFC Offensive Player of the Week and FedEx Air NFL Player of the Week by completing 18 of 19 passes for 282 yards with four touchdowns for a perfect 158.3 passer rating. His 94.7 completion percentage was a single-game team record. Became the first NFL quarterback since Randall Cunningham in 1998 to complete three 50-yard touchdown passes in the first half of a game.

2014 (16/16 - Miami): Started all 16 games and completed 392 of 590 passes for 4,045 yards with 27 touchdowns for a 92.8 passer rating. Registered 56 carries for 311 yards with a touchdown. His 392 completions were the most in team history and his 590 pass attempts were the fourth-most in team history. Completed 70 percent of passes in five consecutive games (Nov. 2 to Dec. 1), setting a team record. His 27 touchdown passes were the sixth-most in team history and the most by anyone other than Dan Marino.

- Against San Diego (11/2), connected on 24 of 34 passes for 288 yards with three touchdowns for a season-high 125.6 passer rating.
- At N.Y. Jets (12/1), completed 25 of 35 passes for 235 yards. Engineered a game-winning drive that led to a 26-yard field goal with 1:57 left to give Miami the 16-13 victory.
- Against Minnesota (12/21), connected on 35 of 47 passes for 396 yards with four touchdowns for a 118.8 passer rating. His 396 passing yards marked the eighth 300-yard game of his career, moving him into second place in team history in the category.

2013 (16/16 - Miami): Started all 16 games and completed 355 of 588 passes for 3,913 yards with 24 touchdowns for an 81.7 passer rating. Tallied 40 carries for 238 yards with a touchdown.

- At Atlanta (9/22), completed 24 of 35 passes for 236 yards with two touchdowns. Led the team on a 13-play, 75-yard drive that culminated in a one-yard touchdown pass to Dion Sims with 38 seconds left to win the game. Completed nine of 12 passes for 69 yards with a touchdown on the game-winning drive.
- At N.Y. Jets (12/1), connected on 28 of 43 passes for 331 yards with two touchdowns. Marked his second consecutive 300-yard passing game, the first back-to-back 300-yard games of his career.
- Against New England (12/15), completed 25 of 37 passes for 312 yards with three touchdowns for a 120.6 passer rating. It was his second straight three plus touchdown performance as he became the first Dolphins quarterback since Dan Marino in 1994 to accomplish the feat. Led the team on a nine-play, 60-yard drive capped off by a 14-yard touchdown pass to Marcus Thigpen with 1:15 left to win the game.

2012 (16/16 - Miami): Started all 16 games as a rookie and completed 282 of 484 passes for 3,294 yards with 12 touchdowns for a 76.1 passer rating. Carried the ball 49 times for 211 yards and two touchdowns. Set franchise rookie records in completions (282), attempts (484) and passing yards (3,294). His 58.3 completion percentage was second-best among rookies in team history.

- At Houston (9/9), made his NFL debut and his first NFL start and completed 20 of 36 passes for 219 yards. Became the first rookie quarterback in team history to start a season opener.
- Against Oakland (9/16), collected his first win by completing 18 of 30 passes for 200 yards and a touchdown. Scored his first NFL rushing touchdown with a two-yard run in the first quarter. Threw his first NFL touchdown with a 14-yard pass to Anthony Fasano in the fourth quarter.
- At Arizona (9/30), connected on 26 of 41 passes for 431 yards with a touchdown. His 26 completions were the most in team history by a rookie and his 431 passing yards was the third-highest single-game total by a rookie in NFL history, the most by a rookie in Dolphins history and tied for the sixth-most in any game in team history.

COLLEGE:

- Was a four-year letterman (2008-11) and two-year starter as a quarterback and wide receiver at Texas A&M.
- Played in 50 games with 25 starts and completed 484 of 774 passes for 5,450 yards with 42 touchdowns. Hauled in 112 receptions for 1,596 yards with 10 touchdowns. Rushed 115 times for 369 yards with five touchdowns.
- Started 19 games at quarterback and six contests at wide receiver, while playing both quarterback and wide receiver in five games.
- As a senior (2011), started all 13 games and completed 327 of 531 passes for 3,744 yards and 29 touchdowns. Notched 58 carries for 306 yards and four touchdowns.
- In his final collegiate campaign, was named honorable mention All-American, a finalist for the Johnny Unitas Golden Arm Award (nation's top quarterback), a semifinalist for the Davey O'Brien Award (nation's top quarterback) and a finalist for the William V. Campbell Trophy (nation's best scholar-athlete).
- As a junior (2010), played in all 13 games with six starts at quarterback and connected on 152 of 234 passes for 1,638 yards and 13 touchdowns. As a wide receiver registered 11 receptions for 143 yards with a touchdown. Rushed 51 times for 76 yards and a score. Saw action at wide receiver for the first seven games of the season. Took over starting quarterback duties for the final six games and posted a 5-1 record.
- As a sophomore (2009), played in all 13 games and was named honorable mention All-Big 12. Collected 46 receptions for 609 yards and four touchdowns. Completed four of eight passes for 60 yards. Notched four carries for minus five yards.
- As a redshirt freshman (2008), played in 11 games with six starts at wide receiver. Battled for the starting quarterback spot in camp but moved to receiver at the start of the season. Tallied 55 receptions for 844 yards with five touchdowns. Completed his only pass for eight yards. Notched two carries for minus eight yards. His 55 receptions, 844 receiving yards and five receiving touchdowns were school freshman records. Received honorable mention Freshman All-American honors and was voted school's offensive MVP by his teammates.
- Redshirted in 2007.
- Majored in biology at Texas A&M.

PERSONAL:

- Married to Lauren and the couple has two children.
- Attended Big Spring (Texas) High School and played defensive back, punter, wide receiver and quarterback.
- As a senior (2006), passed for 1,258 yards and rushed for 617 yards. Hauled in three receptions for 62 yards. Posted a 39.2-yard punt return average. Received first-team All-CIF honors.
- As a junior (2005), notched 62 receptions for 1,500 yards and 17 touchdowns.
- Also lettered in basketball, baseball, golf and track and field.
- Follow Tannehill on Twitter at @ryantannehill1.
- Follow Tannehill on Instagram at @rtannehill17.
- Born Ryan Timothy Tannehill on July 27, 1988 in Lubbock, Texas.

RYAN TANNEHILL'S GAME-BY-GAME

| 2012 Miami Dolphins | | | | PASSING | | | | | | | | | | | RUSHING | | | | | COMBINED RUSH + PASS | |
|---------------------|-------|------------|--------------|------------|------------|-------------|--------------|------------|-----------|-----------|------------|-----------|------------|-------------|-----------|------------|------------|-----------|----------|----------------------|------------|
| Date | Opp | W/L | P/S | Att | Cmp | Pct | Yds | Yds/Att | TD | Int | Lg | Sk | Lst | Rating | Att | Yds | Avg | Lg | TD | Yards | Touchdowns |
| Sept 9 | @ Hou | L | S | 36 | 20 | 55.6 | 219 | 6.1 | 0 | 3 | 34 | 2 | 20 | 39.0 | 3 | -4 | -1.3 | 0 | 0 | 215 | |
| Sept 16 | Oak | W | S | 30 | 18 | 60.0 | 200 | 6.7 | 1 | 0 | 25 | 1 | 11 | 91.0 | 3 | 14 | 4.7 | 13 | 1 | 214 | 2r, 14 |
| Sept 23 | NYJ | L | S | 36 | 16 | 44.4 | 196 | 5.4 | 0 | 1 | 41 | 0 | 0 | 50.2 | 3 | 3 | 1.0 | 5 | 0 | 199 | |
| Sept 30 | @ Ari | L | S | 41 | 26 | 63.4 | 431 | 10.5 | 1 | 2 | 80t | 4 | 37 | 86.5 | 1 | 0 | 0.0 | 0 | 0 | 431 | 80 |
| Oct 7 | @ Cin | W | S | 26 | 17 | 65.4 | 223 | 8.6 | 0 | 0 | 30 | 2 | 12 | 92.3 | 4 | -4 | -1.0 | -1 | 0 | 219 | |
| Oct 14 | StL | W | S | 29 | 21 | 72.4 | 185 | 6.4 | 2 | 0 | 29t | 3 | 29 | 112.0 | 4 | 16 | 4.0 | 10 | 0 | 201 | 29, 1 |
| Oct 28 | @ NYJ | W | S | 5 | 2 | 40.0 | 18 | 3.6 | 0 | 0 | 12 | 1 | 9 | 50.4 | 0 | 0 | 0.0 | - | 0 | 18 | |
| Nov 4 | @ Ind | L | S | 38 | 22 | 57.9 | 290 | 7.6 | 1 | 0 | 35 | 2 | 9 | 90.9 | 1 | -1 | -1.0 | -1 | 0 | 289 | 31 |
| Nov 11 | Ten | L | S | 39 | 23 | 59.0 | 217 | 5.6 | 0 | 3 | 17 | 1 | 8 | 42.4 | 1 | -1 | -1.0 | -1 | 0 | 216 | |
| Nov 15 | @ Buf | L | S | 28 | 14 | 50.0 | 141 | 5.0 | 1 | 2 | 19 | 3 | 17 | 46.9 | 1 | 7 | 7.0 | 7 | 0 | 148 | 2 |
| Nov 25 | Sea | W | S | 26 | 18 | 69.2 | 253 | 9.7 | 1 | 1 | 39 | 1 | 7 | 97.1 | 4 | 33 | 8.3 | 19 | 0 | 286 | 29 |
| Dec 2 | NE | L | S | 29 | 13 | 44.8 | 186 | 6.4 | 0 | 0 | 28 | 3 | 10 | 66.2 | 5 | 19 | 3.8 | 9 | 1 | 205 | 2r |
| Dec 9 | @ SF | L | S | 33 | 17 | 51.5 | 150 | 4.5 | 1 | 0 | 28 | 2 | 17 | 74.1 | 3 | 25 | 8.3 | 20 | 0 | 175 | 3 |
| Dec 16 | Jax | W | S | 28 | 22 | 78.6 | 220 | 7.9 | 2 | 0 | 37 | 1 | 11 | 123.2 | 8 | 52 | 6.5 | 30 | 0 | 272 | 4, 2 |
| Dec 23 | Buf | W | S | 25 | 13 | 52.0 | 130 | 5.2 | 2 | 0 | 30 | 2 | 11 | 93.8 | 6 | 44 | 7.3 | 31 | 0 | 174 | 17, 12 |
| Dec 30 | @ NE | L | S | 35 | 20 | 57.1 | 235 | 6.7 | 0 | 1 | 22 | 7 | 26 | 65.8 | 2 | 8 | 4.0 | 8 | 0 | 243 | |
| Totals | | 7-9 | 16/16 | 484 | 282 | 58.3 | 3,294 | 6.8 | 12 | 13 | 80t | 35 | 234 | 76.1 | 49 | 211 | 4.3 | 31 | 2 | 3,505 | |

| 2013 Miami Dolphins | | | | PASSING | | | | | | | | | | | RUSHING | | | | | COMBINED RUSH + PASS | |
|---------------------|-------|------------|--------------|------------|------------|-------------|--------------|------------|-----------|-----------|-----------|-----------|------------|-------------|-----------|------------|------------|-----------|----------|----------------------|------------|
| Date | Opp | W/L | P/S | Att | Cmp | Pct | Yds | Yds/Att | TD | Int | Lg | Sk | Lst | Rating | Att | Yds | Avg | Lg | TD | Yards | Touchdowns |
| Sept 8 | @ Cle | W | S | 38 | 24 | 63.2 | 272 | 7.2 | 1 | 1 | 34t | 4 | 17 | 82.3 | 5 | 3 | 0.6 | 3 | 0 | 275 | 34 |
| Sept 15 | @ Ind | W | S | 34 | 23 | 67.6 | 319 | 9.4 | 1 | 0 | 67 | 5 | 22 | 107.4 | 4 | 1 | 0.3 | 2 | 0 | 320 | 18 |
| Sept 22 | Atl | W | S | 35 | 24 | 68.6 | 236 | 6.7 | 2 | 1 | 21 | 5 | 41 | 94.5 | 2 | 7 | 3.5 | 8 | 0 | 243 | 18, 1 |
| Sept 30 | @ NO | L | S | 35 | 22 | 62.9 | 249 | 7.1 | 1 | 3 | 50 | 4 | 33 | 57.9 | 4 | 48 | 12.0 | 26 | 0 | 297 | 3 |
| Oct 6 | Bal | L | S | 40 | 21 | 52.5 | 307 | 7.7 | 1 | 0 | 49 | 6 | 35 | 86.1 | 2 | 6 | 3.0 | 6 | 0 | 313 | 9 |
| Oct 20 | Buf | L | S | 37 | 19 | 51.4 | 194 | 5.2 | 3 | 2 | 46 | 2 | 21 | 71.2 | 3 | 5 | 1.7 | 3 | 0 | 199 | 7, 13, 4 |
| Oct 27 | @ NE | L | S | 42 | 22 | 52.4 | 192 | 4.6 | 2 | 2 | 25 | 6 | 47 | 60.8 | 1 | 12 | 12.0 | 12 | 0 | 204 | 4, 5 |
| Oct 31 | Cin | W | S | 28 | 20 | 71.4 | 208 | 7.4 | 0 | 0 | 40 | 3 | 20 | 92.6 | 1 | 1 | 1.0 | 1 | 1 | 209 | 1r |
| Nov 11 | @ TB | L | S | 42 | 27 | 64.3 | 229 | 5.5 | 2 | 1 | 19t | 2 | 18 | 84.3 | 1 | 2 | 2.0 | 2 | 0 | 231 | 6, 19 |
| Nov 17 | SD | W | S | 35 | 22 | 62.9 | 268 | 7.7 | 1 | 1 | 39t | 4 | 29 | 84.0 | 4 | 21 | 5.3 | 10 | 0 | 289 | 39 |
| Nov 24 | Car | L | S | 42 | 28 | 66.7 | 310 | 7.4 | 1 | 1 | 57 | 3 | 30 | 86.4 | 4 | 36 | 9.0 | 19 | 0 | 346 | 53 |
| Dec 1 | @ NYJ | W | S | 43 | 28 | 65.1 | 331 | 7.7 | 2 | 1 | 31t | 1 | 3 | 94.2 | 3 | 22 | 7.3 | 18 | 0 | 353 | 31, 28 |
| Dec 8 | @ Pit | W | S | 33 | 20 | 60.6 | 200 | 6.1 | 3 | 1 | 40 | 2 | 14 | 95.5 | 3 | 56 | 18.7 | 48 | 0 | 256 | 6, 4, 12 |
| Dec 15 | NE | W | S | 37 | 25 | 67.6 | 312 | 8.4 | 3 | 0 | 39t | 4 | 23 | 120.6 | 1 | -1 | -1.0 | -1 | 0 | 311 | 39, 2, 14 |
| Dec 22 | @ Buf | L | S | 27 | 10 | 37.0 | 82 | 3.0 | 0 | 0 | 13 | 7 | 46 | 45.6 | 0 | 0 | 0.0 | - | 0 | 82 | |
| Dec 29 | NYJ | L | S | 40 | 20 | 50.0 | 204 | 5.1 | 1 | 3 | 25 | 0 | 0 | 42.1 | 2 | 19 | 9.5 | 20 | 0 | 223 | 5 |
| Totals | | 8-8 | 16/16 | 588 | 355 | 60.4 | 3,913 | 6.7 | 24 | 17 | 67 | 58 | 399 | 81.7 | 40 | 238 | 6.0 | 48 | 1 | 4,151 | |

RYAN TANNEHILL'S GAME-BY-GAME CONT.

| 2014 Miami Dolphins | | | | PASSING | | | | | | | | | | RUSHING | | | | | COMBINED RUSH + PASS | | |
|---------------------|-------|------------|--------------|------------|------------|-------------|--------------|------------|-----------|-----------|-----------|-----------|------------|-------------|-----------|------------|------------|-----------|----------------------|--------------|--------------|
| Date | Opp | W/L | P/S | Att | Cmp | Pct | Yds | Yds/Att | TD | Int | Lg | Sk | Lst | Rating | Att | Yds | Avg | Lg | TD | Yards | Touchdowns |
| Sept 7 | NE | W | S | 32 | 18 | 56.3 | 178 | 5.6 | 2 | 1 | 24 | 1 | 9 | 79.9 | 3 | -2 | -0.7 | 0 | 0 | 176 | 4, 14 |
| Sept 14 | @ Buf | L | S | 49 | 31 | 63.3 | 241 | 4.9 | 1 | 1 | 18 | 4 | 31 | 73.6 | 4 | 11 | 2.8 | 6 | 0 | 252 | 7 |
| Sept 21 | KC | L | S | 43 | 21 | 48.8 | 205 | 4.8 | 1 | 0 | 30 | 4 | 14 | 70.4 | 1 | 9 | 9.0 | 9 | 0 | 214 | 1 |
| Sept 28 | @ Oak | W | S | 31 | 23 | 74.2 | 278 | 9.0 | 2 | 1 | 35 | 0 | 0 | 109.3 | 5 | 35 | 7.0 | 18 | 0 | 313 | 13, 18 |
| Oct 12 | GB | L | S | 31 | 20 | 64.5 | 244 | 7.9 | 2 | 2 | 25 | 1 | 7 | 83.3 | 3 | 49 | 16.3 | 40 | 0 | 293 | 11, 5 |
| Oct 19 | @ Chi | W | S | 32 | 25 | 78.1 | 277 | 8.7 | 2 | 0 | 26 | 4 | 21 | 123.6 | 6 | 48 | 8.0 | 30 | 0 | 325 | 13, 10 |
| Oct 26 | @ Jax | W | S | 29 | 16 | 55.2 | 196 | 6.8 | 1 | 1 | 50 | 3 | 18 | 73.3 | 5 | 48 | 9.6 | 30 | 0 | 244 | 3 |
| Nov 2 | SD | W | S | 34 | 24 | 70.6 | 288 | 8.5 | 3 | 0 | 38 | 0 | 0 | 125.6 | 4 | 47 | 11.8 | 22 | 0 | 335 | 6, 21, 14 |
| Nov 9 | @ Det | L | S | 38 | 27 | 71.1 | 207 | 5.4 | 1 | 1 | 20 | 3 | 29 | 81.8 | 2 | 0 | 0.0 | 3 | 0 | 207 | 3 |
| Nov 13 | Buf | W | S | 34 | 26 | 76.5 | 240 | 7.1 | 2 | 0 | 32 | 5 | 35 | 114.8 | 4 | 16 | 4.0 | 15 | 0 | 256 | 7, 8 |
| Nov 23 | @ Den | L | S | 36 | 26 | 72.2 | 228 | 6.3 | 3 | 1 | 21 | 1 | 12 | 104.9 | 4 | 15 | 3.8 | 8 | 1 | 243 | 1r, 10, 5, 1 |
| Dec 1 | @ NYJ | W | S | 35 | 25 | 71.4 | 235 | 6.7 | 0 | 1 | 25 | 2 | 18 | 77.7 | 4 | 13 | 3.3 | 10 | 0 | 248 | |
| Dec 7 | Bal | L | S | 33 | 23 | 69.7 | 227 | 6.9 | 1 | 0 | 27 | 6 | 41 | 98.9 | 2 | 6 | 3.0 | 7 | 0 | 233 | 3 |
| Dec 14 | @ NE | L | S | 47 | 29 | 61.7 | 346 | 7.4 | 1 | 2 | 50 | 4 | 38 | 73.5 | 3 | 21 | 7.0 | 15 | 0 | 367 | 32 |
| Dec 21 | Min | W | S | 47 | 35 | 74.5 | 396 | 8.4 | 4 | 1 | 41 | 1 | 13 | 118.8 | 6 | -5 | -0.8 | 5 | 0 | 391 | 14, 16, 7, 3 |
| Dec 28 | NYJ | L | S | 39 | 23 | 59.0 | 259 | 6.6 | 1 | 0 | 33 | 7 | 51 | 87.4 | 0 | 0 | 0.0 | - | 0 | 259 | 23 |
| Totals | | 8-8 | 16/16 | 590 | 392 | 66.4 | 4,045 | 6.9 | 27 | 12 | 50 | 46 | 337 | 92.8 | 56 | 311 | 5.6 | 40 | 1 | 4,356 | |

| 2015 Miami Dolphins | | | | PASSING | | | | | | | | | | RUSHING | | | | | COMBINED RUSH + PASS | | |
|---------------------|-------|-------------|--------------|------------|------------|-------------|--------------|------------|-----------|-----------|------------|-----------|------------|-------------|-----------|------------|------------|-----------|----------------------|--------------|----------------|
| Date | Opp | W/L | P/S | Att | Cmp | Pct | Yds | Yds/Att | TD | Int | Lg | Sk | Lst | Rating | Att | Yds | Avg | Lg | TD | Yards | Touchdowns |
| Sept 13 | @ Was | W | S | 34 | 22 | 64.7 | 226 | 6.6 | 1 | 0 | 27 | 3 | 44 | 93.5 | 3 | 7 | 2.3 | 5 | 0 | 233 | 3 |
| Sept 20 | @ Jax | L | S | 44 | 30 | 68.2 | 359 | 8.2 | 2 | 0 | 48 | 2 | 15 | 108.0 | 3 | 17 | 5.7 | 9 | 0 | 376 | 10, 5 |
| Sept 27 | Buf | L | S | 49 | 26 | 53.1 | 297 | 6.1 | 2 | 3 | 46t | 2 | 8 | 59.7 | 1 | -1 | -1.0 | -1 | 0 | 296 | 21, 46 |
| Oct 4 | NYJ | L | S | 44 | 19 | 43.2 | 198 | 4.5 | 2 | 2 | 42 | 3 | 31 | 53.0 | 1 | 4 | 4.0 | 4 | 0 | 202 | 8, 10 |
| Oct 18 | @ Ten | W | S | 29 | 22 | 75.9 | 266 | 9.2 | 2 | 2 | 38 | 2 | 12 | 97.8 | 2 | 14 | 7.0 | 10 | 0 | 280 | 2, 12 |
| Oct 25 | Hou | W | S | 19 | 18 | 94.7 | 282 | 14.8 | 4 | 0 | 54t | 4 | 41 | 158.3 | 1 | 3 | 3.0 | 3 | 0 | 285 | 53, 50, 10, 54 |
| Oct 29 | @ NE | L | S | 44 | 28 | 63.6 | 300 | 6.8 | 0 | 2 | 29 | 5 | 45 | 64.6 | 2 | -1 | -0.5 | 0 | 0 | 299 | |
| Nov 8 | @ Buf | L | S | 35 | 26 | 74.3 | 307 | 8.8 | 0 | 0 | 46 | 2 | 27 | 100.5 | 2 | 3 | 1.5 | 3 | 0 | 310 | |
| Nov 15 | @ Phi | W | S | 36 | 21 | 58.3 | 217 | 6.0 | 2 | 0 | 43 | 4 | 27 | 94.3 | 2 | -2 | -1.0 | -1 | 0 | 215 | 13, 4 |
| Nov 22 | Dal | L | S | 24 | 13 | 54.2 | 188 | 7.8 | 2 | 1 | 47 | 3 | 48 | 90.3 | 3 | 13 | 4.3 | 7 | 0 | 201 | 12, 29 |
| Nov 29 | @ NYJ | L | S | 58 | 33 | 56.9 | 351 | 6.1 | 3 | 1 | 40 | 3 | 30 | 84.8 | 0 | 0 | 0.0 | - | 0 | 351 | 5, 5, 33 |
| Dec 6 | Bal | W | S | 19 | 9 | 47.4 | 86 | 4.5 | 1 | 0 | 38t | 1 | 4 | 78.0 | 1 | 11 | 11.0 | 11 | 0 | 97 | 38 |
| Dec 14 | NYG | L | S | 41 | 25 | 61.0 | 236 | 5.8 | 1 | 0 | 47t | 1 | 1 | 85.0 | 4 | 24 | 6.0 | 12 | 0 | 260 | 47 |
| Dec 20 | @ SD | L | S | 34 | 20 | 58.8 | 216 | 6.4 | 0 | 0 | 35 | 3 | 29 | 77.6 | 3 | 4 | 1.3 | 2 | 1 | 220 | 1r |
| Dec 27 | Ind | L | S | 38 | 26 | 68.4 | 329 | 8.7 | 0 | 1 | 49 | 6 | 50 | 84.2 | 1 | 28 | 28.0 | 28 | 0 | 357 | |
| Jan 3 | NE | W | S | 38 | 25 | 65.8 | 350 | 9.2 | 2 | 0 | 46 | 1 | 8 | 112.8 | 3 | 17 | 5.7 | 19 | 0 | 367 | 15, 2 |
| Totals | | 6-10 | 16/16 | 586 | 363 | 61.9 | 4,208 | 7.2 | 24 | 12 | 54t | 45 | 420 | 88.7 | 32 | 141 | 4.4 | 28 | 1 | 4,349 | |

| 2016 Miami Dolphins | | | | PASSING | | | | | | | | | | RUSHING | | | | | COMBINED RUSH + PASS | | | |
|---------------------|-------|-------------|--------------|------------|------------|-------------|--------------|------------|-----------|-----------|------------|-----------|------------|-------------|-----------|------------|------------|-----------|----------------------|--------------|------------|--|
| Date | Opp | W/L | P/S | Att | Cmp | Pct | Yds | Yds/Att | TD | Int | Lg | Sk | Lst | Rating | Att | Yds | Avg | Lg | TD | Yards | Touchdowns | |
| Sept 11 | Sea | L | S | 29 | 16 | 55.2 | 186 | 6.4 | 0 | 0 | 50 | 5 | 36 | 74.8 | 5 | 17 | 3.4 | 11 | 1 | 203 | 2r | |
| Sept 18 | NE | L | S | 45 | 32 | 71.1 | 387 | 8.6 | 2 | 2 | 33 | 0 | 0 | 93.5 | 6 | 35 | 5.8 | 17 | 0 | 422 | 24, 12 | |
| Sept 25 | Cle | W | S | 39 | 25 | 64.1 | 319 | 8.2 | 3 | 2 | 42t | 1 | 8 | 93.9 | 1 | 2 | 2.0 | 2 | 0 | 321 | 26, 42, 10 | |
| Sept 29 | Cin | L | S | 25 | 15 | 60.0 | 189 | 7.6 | 1 | 1 | 74t | 5 | 29 | 80.3 | 0 | 0 | 0.0 | - | 0 | 189 | 74 | |
| Oct 9 | Ten | L | S | 18 | 12 | 66.7 | 191 | 10.6 | 0 | 2 | 58 | 6 | 42 | 62.3 | 0 | 0 | 0.0 | - | 0 | 191 | | |
| Oct 16 | Pit | W | S | 32 | 24 | 75.0 | 252 | 7.9 | 0 | 0 | 53 | 0 | 0 | 97.4 | 2 | 3 | 1.5 | 4 | 0 | 255 | | |
| Oct 23 | Buf | W | S | 25 | 15 | 60.0 | 204 | 8.2 | 1 | 0 | 66t | 1 | 6 | 99.4 | 6 | 21 | 3.5 | 13 | 0 | 225 | 66 | |
| Nov 6 | NYJ | W | S | 28 | 17 | 60.7 | 149 | 5.3 | 1 | 0 | 24 | 1 | 12 | 86.8 | 2 | -3 | -1.5 | -1 | 0 | 146 | 1 | |
| Nov 13 | SD | W | S | 24 | 17 | 70.8 | 240 | 10.0 | 2 | 0 | 56 | 1 | 9 | 130.6 | 3 | 16 | 5.3 | 18 | 0 | 256 | 39, 18 | |
| Nov 20 | LAR | W | S | 34 | 24 | 70.6 | 172 | 5.1 | 2 | 1 | 15 | 4 | 30 | 89.3 | 2 | 19 | 9.5 | 10 | 0 | 191 | 10, 9 | |
| Nov 27 | SF | W | S | 30 | 20 | 66.7 | 285 | 9.5 | 3 | 0 | 46 | 2 | 22 | 130.6 | 6 | 34 | 5.7 | 17 | 0 | 319 | 16, 43, 15 | |
| Dec 4 | Bal | L | S | 40 | 29 | 72.5 | 226 | 5.7 | 1 | 3 | 26 | 2 | 11 | 63.1 | 1 | 0 | 0.0 | 0 | 0 | 226 | 8 | |
| Dec 11 | Ari | W | S | 20 | 15 | 75.0 | 195 | 9.8 | 3 | 1 | 71 | 1 | 11 | 124.0 | 5 | 20 | 4.0 | 12 | 0 | 215 | 28, 7, 3 | |
| Dec 17 | @ NYJ | W | IA | | | | | | | | | | | | | | | | | | | |
| Dec 24 | @ Buf | W | IA | | | | | | | | | | | | | | | | | | | |
| Jan 1 | NE | L | IA | | | | | | | | | | | | | | | | | | | |
| Totals | | 10-6 | 13/13 | 389 | 261 | 67.1 | 2,995 | 7.7 | 19 | 12 | 74t | 29 | 216 | 93.5 | 39 | 164 | 4.2 | 18 | 1 | 3,159 | | |
| Playoffs | | | | | | | | | | | | | | | | | | | | | | |
| Jan 8 | @ Pit | L | IA | | | | | | | | | | | | | | | | | | | |
| Totals | | 0-1 | 0/0 | 0 | 0 | 0.0 | 0 | 0.0 | 0 | 0 | 0 | 0 | 0 | 0.0 | 0 | 0 | 0.0 | 0 | 0 | 0 | 0 | |

| 2017 Miami Dolphins | | | | PASSING | | | | | | | | | | RUSHING | | | | | COMBINED RUSH + PASS | | | |
|---------------------|-----|------------|------------|----------|----------|------------|----------|------------|----------|----------|----------|----------|----------|------------|----------|----------|------------|----------|----------------------|----------|------------|--|
| Date | Opp | W/L | P/S | Att | Cmp | Pct | Yds | Yds/Att | TD | Int | Lg | Sk | Lst | Rating | Att | Yds | Avg | Lg | TD | Yards | Touchdowns | |
| Totals | | 0-0 | 0/0 | 0 | 0 | 0.0 | 0 | 0.0 | 0 | 0 | 0 | 0 | 0 | 0.0 | 0 | 0 | 0.0 | 0 | 0 | 0 | 0 | |

Injured Reserve

RYAN TANNEHILL'S GAME-BY-GAME CONT.

| 2018 Miami Dolphins | | | | PASSING | | | | | | | | | | RUSHING | | | | | COMBINED RUSH + PASS | | |
|---------------------|-------|------------|--------------|------------|------------|-------------|--------------|------------|-----------|----------|------------|-----------|------------|-------------|-----------|------------|------------|-----------|----------------------|--------------|------------|
| Date | Opp | W/L | P/S | Att | Cmp | Pct | Yds | Yds/Att | TD | Int | Lg | Sk | Lst | Rating | Att | Yds | Avg | Lg | TD | Yards | Touchdowns |
| Sept 9 | Ten | W | S | 28 | 20 | 71.4 | 230 | 8.2 | 2 | 2 | 75t | 1 | 8 | 89.9 | 4 | 4 | 1.0 | 4 | 0 | 234 | 10, 75 |
| Sept 16 | NYJ | W | S | 23 | 17 | 73.9 | 168 | 7.3 | 2 | 0 | 29t | 4 | 46 | 123.1 | 8 | 44 | 5.5 | 20 | 0 | 212 | 29, 19 |
| Sept 23 | Oak | W | S | 23 | 17 | 73.9 | 289 | 12.6 | 3 | 0 | 74t | 1 | 9 | 155.3 | 3 | 26 | 8.7 | 18 | 0 | 315 | 34, 18, 74 |
| Sept 30 | NE | L | S | 20 | 11 | 55.0 | 100 | 5.0 | 0 | 1 | 22 | 2 | 19 | 47.9 | 1 | 0 | 0.0 | 0 | 0 | 100 | |
| Oct 7 | Cin | L | S | 35 | 20 | 57.1 | 185 | 5.3 | 1 | 2 | 22t | 3 | 16 | 57.4 | 3 | 17 | 5.7 | 9 | 0 | 202 | 22 |
| Oct 14 | Chi | W | IA | | | | | | | | | | | | | | | | | | |
| Oct 21 | Det | L | IA | | | | | | | | | | | | | | | | | | |
| Oct 25 | @ Hou | L | IA | | | | | | | | | | | | | | | | | | |
| Nov 4 | NYJ | W | IA | | | | | | | | | | | | | | | | | | |
| Nov 11 | @ GB | L | IA | | | | | | | | | | | | | | | | | | |
| Nov 25 | Ind | L | S | 25 | 17 | 68.0 | 204 | 8.2 | 2 | 0 | 74 | 1 | 3 | 119.4 | 3 | 14 | 4.7 | 9 | 0 | 218 | 33, 74 |
| Dec 2 | Buf | W | S | 24 | 16 | 66.7 | 137 | 5.7 | 3 | 1 | 18 | 3 | 22 | 103.6 | 3 | -5 | -1.7 | -1 | 0 | 132 | 18, 3, 13 |
| Dec 9 | NE | W | S | 19 | 14 | 73.7 | 265 | 13.9 | 3 | 0 | 69 | 4 | 36 | 155.2 | 1 | 13 | 13.0 | 13 | 0 | 278 | 7, 23, 69 |
| Dec 16 | Min | L | S | 24 | 11 | 45.8 | 108 | 4.5 | 0 | 0 | 18 | 9 | 71 | 59.0 | 1 | 1 | 1.0 | 1 | 0 | 109 | |
| Dec 23 | Jax | L | S | 22 | 15 | 68.2 | 146 | 6.6 | 1 | 1 | 31 | 3 | 25 | 82.8 | 3 | 22 | 7.3 | 12 | 0 | 168 | 4 |
| Dec 30 | Buf | L | S | 31 | 18 | 58.1 | 147 | 4.7 | 0 | 2 | 19 | 4 | 24 | 43.3 | 2 | 9 | 4.5 | 12 | 0 | 156 | |
| Totals | | 7-9 | 11/11 | 274 | 176 | 64.2 | 1,979 | 7.2 | 17 | 9 | 75t | 35 | 279 | 92.7 | 32 | 145 | 4.5 | 20 | 0 | 2,124 | |

| 2019 Tennessee Titans | | | | PASSING | | | | | | | | | | RUSHING | | | | | COMBINED RUSH + PASS | | |
|-----------------------|-------|------------|--------------|------------|------------|-------------|--------------|------------|-----------|----------|------------|-----------|------------|--------------|-----------|------------|------------|-----------|----------------------|--------------|----------------|
| Date | Opp | W/L | P/S | Att | Cmp | Pct | Yds | Yds/Att | TD | Int | Lg | Sk | Lst | Rating | Att | Yds | Avg | Lg | TD | Yards | Touchdowns |
| Sept 8 | @ Cle | W | p | 0 | 0 | - | 0 | - | 0 | 0 | 0 | 0 | 0 | - | 2 | -2 | -1.0 | -1 | 0 | -2 | |
| Sept 15 | Ind | L | DNP | | | | | | | | | | | | | | | | | | |
| Sept 19 | @ Jax | L | DNP | | | | | | | | | | | | | | | | | | |
| Sept 29 | @ Atl | W | DNP | | | | | | | | | | | | | | | | | | |
| Oct 6 | Buf | L | DNP | | | | | | | | | | | | | | | | | | |
| Oct 13 | @ Den | L | p | 16 | 13 | 81.3 | 144 | 9.0 | 0 | 1 | 25 | 4 | 35 | 78.1 | 1 | 6 | 6.0 | 6 | 0 | 150 | |
| Oct 20 | LAC | W | S | 29 | 23 | 79.3 | 312 | 10.8 | 2 | 1 | 38 | 2 | 17 | 120.1 | 5 | 7 | 1.4 | 6 | 0 | 319 | 8, 5 |
| Oct 27 | TB | W | S | 33 | 21 | 63.6 | 193 | 5.8 | 3 | 0 | 26 | 3 | 19 | 109.8 | 4 | -3 | -0.8 | 1 | 0 | 190 | 5, 6, 8 |
| Nov 3 | @ Car | L | S | 39 | 27 | 69.2 | 331 | 8.5 | 1 | 2 | 35 | 4 | 21 | 82.3 | 4 | 38 | 9.5 | 25 | 1 | 369 | 23, 10r |
| Nov 10 | KC | W | S | 19 | 13 | 68.4 | 181 | 9.5 | 2 | 0 | 52 | 4 | 35 | 133.9 | 3 | 37 | 12.3 | 18 | 0 | 218 | 9, 23 |
| Nov 24 | Jax | W | S | 18 | 14 | 77.8 | 259 | 14.4 | 2 | 0 | 65t | 1 | 7 | 155.8 | 7 | 40 | 5.7 | 21t | 2 | 299 | 21r, 1, 65, 3r |
| Dec 1 | @ Ind | W | S | 22 | 17 | 77.3 | 182 | 8.3 | 2 | 0 | 40t | 6 | 44 | 131.3 | 4 | 5 | 1.3 | 8 | 0 | 187 | 13, 40 |
| Dec 8 | @ Oak | W | S | 27 | 21 | 77.8 | 391 | 14.5 | 3 | 1 | 91t | 0 | 0 | 140.4 | 4 | 19 | 4.8 | 10 | 0 | 410 | 91, 16, 17 |
| Dec 15 | Hou | L | S | 36 | 22 | 61.1 | 279 | 7.8 | 2 | 1 | 60 | 2 | 10 | 92.2 | 3 | 10 | 3.3 | 10 | 1 | 289 | 1r, 5 |
| Dec 22 | NO | L | S | 27 | 17 | 63.0 | 272 | 10.1 | 3 | 0 | 41t | 5 | 24 | 133.6 | 1 | 8 | 8.0 | 8 | 0 | 280 | 41, 36, 7 |
| Dec 29 | @ Hou | W | S | 20 | 13 | 65.0 | 198 | 9.9 | 2 | 0 | 51t | 0 | 0 | 130.8 | 5 | 20 | 4.0 | 19 | 0 | 218 | 51, 1 |
| Totals | | 9-7 | 12/10 | 286 | 201 | 70.3 | 2,742 | 9.6 | 22 | 6 | 91t | 31 | 212 | 117.5 | 43 | 185 | 4.3 | 25 | 4 | 2,927 | |
| Playoffs | | | | | | | | | | | | | | | | | | | | | |
| Jan 4 | @ NE | W | S | 15 | 8 | 53.3 | 72 | 4.8 | 1 | 1 | 22 | 1 | 5 | 61.0 | 4 | 11 | 2.8 | 5 | 0 | 83 | 12 |
| Jan 11 | @ Bal | W | S | 14 | 7 | 50.0 | 88 | 6.3 | 2 | 0 | 45t | 1 | 8 | 109.5 | 6 | 13 | 2.2 | 9 | 1 | 101 | 12, 45, 1r |
| Jan 19 | @ KC | L | S | 31 | 21 | 67.7 | 209 | 6.7 | 2 | 0 | 37 | 3 | 27 | 108.1 | 3 | 11 | 3.7 | 6 | 0 | 220 | 1, 22 |
| Totals | | 2-1 | 3/3 | 60 | 36 | 60.0 | 369 | 6.2 | 5 | 1 | 45t | 5 | 40 | 98.5 | 13 | 35 | 2.7 | 9 | 1 | 404 | |

| 2020 Tennessee Titans | | | | PASSING | | | | | | | | | | RUSHING | | | | | COMBINED RUSH + PASS | | |
|-----------------------|-------|-------------|--------------|------------|------------|-------------|--------------|------------|-----------|----------|------------|-----------|------------|--------------|-----------|------------|------------|------------|----------------------|--------------|-------------------|
| Date | Opp | W/L | P/S | Att | Cmp | Pct | Yds | Yds/Att | TD | Int | Lg | Sk | Lst | Rating | Att | Yds | Avg | Lg | TD | Yards | Touchdowns |
| Sept 14 | @ Den | W | S | 43 | 29 | 67.4 | 249 | 5.8 | 2 | 0 | 23 | 1 | 2 | 97.9 | 3 | 14 | 4.7 | 11 | 0 | 263 | 1, 1 |
| Sept 20 | Jax | W | S | 24 | 18 | 75.0 | 239 | 10.0 | 4 | 0 | 63 | 1 | 8 | 145.7 | 4 | 12 | 3.0 | 8 | 0 | 251 | 13, 9, 4, 18 |
| Sept 27 | @ Min | W | S | 37 | 23 | 62.2 | 321 | 8.7 | 0 | 1 | 61 | 1 | 11 | 78.8 | 4 | 9 | 2.3 | 10 | 0 | 330 | |
| Oct 13 | Buf | W | S | 28 | 21 | 75.0 | 195 | 7.0 | 3 | 0 | 20 | 0 | 0 | 129.3 | 4 | 42 | 10.5 | 23 | 1 | 237 | 16, 10r, 4, 7 |
| Oct 18 | Hou | W | S | 41 | 30 | 73.2 | 366 | 8.9 | 4 | 1 | 53 | 2 | 22 | 122.6 | 0 | 0 | - | 0 | 0 | 366 | 7, 6, 22, 7 |
| Oct 25 | Pit | L | S | 30 | 18 | 60.0 | 220 | 7.3 | 2 | 0 | 73t | 2 | 10 | 104.9 | 2 | 5 | 2.5 | 4 | 0 | 225 | 4, 73 |
| Nov 1 | @ Cin | L | S | 30 | 18 | 60.0 | 233 | 7.8 | 2 | 1 | 27 | 1 | 10 | 92.8 | 2 | 20 | 10.0 | 15 | 0 | 253 | 9, 12 |
| Nov 8 | Chi | W | S | 21 | 10 | 47.6 | 158 | 7.5 | 2 | 0 | 40 | 3 | 22 | 104.9 | 3 | 3 | 1.0 | 5 | 0 | 161 | 40, 2 |
| Nov 12 | Ind | L | S | 27 | 15 | 55.6 | 147 | 5.4 | 1 | 0 | 21 | 1 | 10 | 83.4 | 2 | 9 | 4.5 | 5 | 0 | 156 | 5 |
| Nov 22 | @ Bal | W | S | 31 | 22 | 71.0 | 259 | 8.4 | 2 | 1 | 50 | 2 | 16 | 104.1 | 4 | 35 | 8.8 | 21 | 0 | 294 | 1, 14 |
| Nov 29 | @ Ind | W | S | 22 | 13 | 59.1 | 221 | 10.0 | 1 | 0 | 69t | 1 | 1 | 108.3 | 2 | 3 | 1.5 | 2 | 1 | 224 | 69, 1r |
| Dec 6 | Cle | L | S | 45 | 29 | 64.4 | 389 | 8.6 | 3 | 1 | 43 | 3 | 20 | 104.8 | 0 | 0 | - | 0 | 0 | 389 | 17, 22, 8 |
| Dec 13 | @ Jax | W | S | 24 | 19 | 79.2 | 212 | 8.8 | 2 | 0 | 37t | 1 | 7 | 131.3 | 0 | 0 | - | 0 | 0 | 212 | 37, 5 |
| Dec 20 | Det | W | S | 27 | 21 | 77.8 | 273 | 10.1 | 3 | 0 | 75t | 1 | 5 | 145.8 | 3 | 21 | 7.0 | 17t | 2 | 294 | 75, 17r, 3r, 2, 3 |
| Dec 27 | @ GB | L | S | 24 | 11 | 45.8 | 121 | 5.0 | 1 | 2 | 19 | 2 | 17 | 40.5 | 3 | 55 | 18.3 | 45t | 1 | 176 | 12, 45r |
| Jan 3 | @ Hou | W | S | 27 | 18 | 66.7 | 216 | 8.0 | 1 | 0 | 52 | 2 | 12 | 103.3 | 7 | 38 | 5.4 | 11 | 2 | 254 | 4, 5r, 5r |
| Totals | | 11-5 | 16/16 | 481 | 315 | 65.5 | 3,819 | 7.9 | 33 | 7 | 75t | 24 | 173 | 106.5 | 43 | 266 | 6.2 | 45t | 7 | 4,085 | |
| Playoffs | | | | | | | | | | | | | | | | | | | | | |
| Jan 10 | Bal | L | S | 26 | 18 | 69.2 | 165 | 6.3 | 1 | 1 | 35 | 1 | 7 | 83.0 | 2 | 6 | 3.0 | 4 | 0 | 171 | |
| Totals | | 0-1 | 1/1 | 26 | 18 | 69.2 | 165 | 6.3 | 1 | 1 | 35 | 1 | 7 | 83.0 | 2 | 6 | 3.0 | 4 | 0 | 171 | |

RYAN TANNEHILL'S GAME-BY-GAME CONT.

| 2021 Tennessee Titans | | | | PASSING | | | | | | | | | | | RUSHING | | | | | COMBINED RUSH + PASS | |
|-----------------------|-------|-------------|--------------|------------|------------|-------------|--------------|------------|-----------|-----------|------------|-----------|------------|-------------|-----------|------------|------------|-----------|----------|----------------------|-------------|
| Date | Opp | W/L | P/S | Att | Cmp | Pct | Yds | Yds/Att | TD | Int | Lg | Sk | Lst | Rating | Att | Yds | Avg | Lg | TD | Yards | Touchdowns |
| Sept 12 | Ari | L | S | 35 | 21 | 60.0 | 212 | 6.1 | 1 | 1 | 39 | 6 | 56 | 74.9 | 2 | 17 | 8.5 | 16 | 1 | 229 | 1r, 13 |
| Sept 19 | @ Sea | W | S | 40 | 27 | 67.5 | 347 | 8.7 | 0 | 0 | 51 | 3 | 27 | 94.5 | 4 | 27 | 6.8 | 19 | 0 | 374 | |
| Sept 26 | Ind | W | S | 27 | 18 | 66.7 | 197 | 7.3 | 3 | 2 | 26 | 1 | 9 | 94.2 | 5 | 56 | 11.2 | 28 | 0 | 253 | 6, 18, 10 |
| Oct 3 | @ NYJ | L | S | 49 | 30 | 61.2 | 298 | 6.1 | 1 | 0 | 27 | 7 | 45 | 85.2 | 3 | 9 | 3.0 | 7 | 0 | 307 | 2 |
| Oct 10 | @ Jax | W | S | 22 | 14 | 63.6 | 197 | 9.0 | 1 | 0 | 26 | 3 | 13 | 107.6 | 3 | 21 | 7.0 | 8 | 0 | 218 | 14 |
| Oct 18 | Buf | W | S | 29 | 18 | 62.1 | 216 | 7.4 | 0 | 1 | 48 | 0 | 0 | 70.5 | 2 | 3 | 1.5 | 4t | 1 | 219 | 4r |
| Oct 24 | KC | W | S | 27 | 21 | 77.8 | 270 | 10.0 | 1 | 1 | 46 | 1 | 9 | 105.2 | 2 | 6 | 3.0 | 4 | 1 | 276 | 24, 2r |
| Oct 31 | @ Ind | W | S | 33 | 23 | 69.7 | 265 | 8.0 | 3 | 2 | 57t | 3 | 18 | 98.7 | 2 | 26 | 13.0 | 13 | 0 | 291 | 6, 57, 5 |
| Nov 7 | @ LAR | W | S | 27 | 19 | 70.4 | 143 | 5.3 | 1 | 1 | 16 | 3 | 18 | 79.7 | 2 | 3 | 1.5 | 2 | 1 | 146 | 2, 1r |
| Nov 14 | NO | W | S | 27 | 19 | 70.4 | 213 | 7.9 | 1 | 0 | 50 | 2 | 15 | 105.9 | 5 | 1 | 0.2 | 2 | 1 | 214 | 1r, 2 |
| Nov 21 | Hou | L | S | 52 | 35 | 67.3 | 323 | 6.2 | 1 | 4 | 46 | 2 | 6 | 58.4 | 2 | 3 | 1.5 | 3 | 0 | 326 | 18 |
| Nov 28 | @ NE | L | S | 21 | 11 | 52.4 | 93 | 4.4 | 1 | 1 | 24 | 2 | 8 | 60.2 | 5 | 24 | 4.8 | 11 | 0 | 117 | 1 |
| Dec 12 | Jax | W | S | 31 | 20 | 64.5 | 191 | 6.2 | 0 | 0 | 24 | 4 | 30 | 81.5 | 4 | 29 | 7.3 | 17 | 1 | 220 | 5r |
| Dec 19 | @ Pit | L | S | 32 | 23 | 71.9 | 153 | 4.8 | 0 | 1 | 18 | 4 | 36 | 68.9 | 5 | 18 | 3.6 | 11 | 1 | 171 | 1r |
| Dec 23 | SF | W | S | 29 | 22 | 75.9 | 209 | 7.2 | 1 | 0 | 42 | 4 | 21 | 106.8 | 3 | 22 | 7.3 | 23 | 0 | 231 | 18 |
| Jan 2 | Mia | W | S | 18 | 13 | 72.2 | 120 | 6.7 | 2 | 0 | 28 | 1 | 10 | 127.1 | 4 | 7 | 1.8 | 5 | 0 | 127 | 1, 15 |
| Jan 9 | @ Hou | W | S | 32 | 23 | 71.9 | 287 | 9.0 | 4 | 0 | 36 | 1 | 6 | 138.9 | 2 | -2 | -1.0 | -1 | 0 | 285 | 5, 14, 4, 3 |
| Totals | | 12-5 | 17/17 | 531 | 357 | 67.2 | 3,734 | 7.0 | 21 | 14 | 57t | 47 | 327 | 89.6 | 55 | 270 | 4.9 | 28 | 7 | 4,004 | |
| Playoffs | | | | | | | | | | | | | | | | | | | | | |
| Jan 22 | Cin | L | S | 24 | 15 | 62.5 | 220 | 9.2 | 1 | 3 | 41 | 1 | 7 | 66.7 | 3 | 12 | 4.0 | 8 | 0 | 232 | 33 |
| Totals | | 0-1 | 1/1 | 24 | 15 | 62.5 | 220 | 9.2 | 1 | 3 | 41 | 1 | 7 | 66.7 | 3 | 12 | 4.0 | 8 | 0 | 232 | 33 |

| 2022 Tennessee Titans | | | | PASSING | | | | | | | | | | | RUSHING | | | | | COMBINED RUSH + PASS | |
|-----------------------|-------|-------------|--------------|------------|------------|-------------|--------------|------------|-----------|----------|-----------|-----------|------------|-------------|-----------|-----------|------------|-----------|----------|----------------------|------------|
| Date | Opp | W/L | P/S | Att | Cmp | Pct | Yds | Yds/Att | TD | Int | Lg | Sk | Lst | Rating | Att | Yds | Avg | Lg | TD | Yards | Touchdowns |
| Sept 11 | NYG | L | S | 33 | 20 | 60.6 | 266 | 8.1 | 2 | 0 | 31 | 1 | 0 | 106.4 | 2 | 7 | 3.5 | 9 | 0 | 273 | 7, 23 |
| Sept 19 | @ Buf | L | S | 20 | 11 | 55.0 | 117 | 5.9 | 0 | 2 | 19 | 2 | 16 | 32.7 | 1 | 2 | 2.0 | 2 | 0 | 119 | |
| Sept 25 | LV | W | S | 27 | 19 | 70.4 | 264 | 9.8 | 1 | 1 | 41 | 1 | 12 | 98.4 | 4 | 2 | 0.5 | 3 | 1 | 266 | 2, 1r |
| Oct 2 | @ Ind | W | S | 21 | 17 | 81.0 | 137 | 6.5 | 2 | 0 | 23 | 3 | 21 | 125.6 | 5 | 9 | 1.8 | 9 | 0 | 146 | 7, 8 |
| Oct 9 | @ Was | W | S | 25 | 15 | 60.0 | 181 | 7.2 | 1 | 0 | 61 | 5 | 45 | 95.6 | 3 | 3 | 1.0 | 2 | 0 | 184 | 13 |
| Oct 23 | Ind | W | S | 20 | 13 | 65.0 | 132 | 6.6 | 0 | 0 | 27 | 2 | 16 | 83.8 | 4 | 6 | 1.5 | 8 | 0 | 138 | |
| Oct 30 | @ Hou | W | IA | | | | | | | | | | | | | | | | | | |
| Nov 6 | @ KC | L | IA | | | | | | | | | | | | | | | | | | |
| Nov 13 | Den | W | S | 36 | 19 | 52.8 | 255 | 7.1 | 2 | 0 | 63t | 1 | 11 | 94.1 | 2 | 12 | 6.0 | 11 | 0 | 267 | 9, 63 |
| Nov 17 | @ GB | W | S | 27 | 22 | 81.5 | 333 | 12.3 | 2 | 1 | 51 | 3 | 17 | 127.3 | 3 | -3 | -1.0 | -1 | 0 | 330 | 14, 16 |
| Nov 27 | Cin | L | S | 34 | 22 | 64.7 | 291 | 8.6 | 0 | 0 | 69 | 1 | 10 | 91.7 | 2 | 9 | 4.5 | 5 | 0 | 300 | |
| Dec 4 | @ Phi | L | S | 22 | 14 | 63.6 | 141 | 6.4 | 1 | 0 | 41 | 6 | 35 | 97.0 | 3 | 34 | 11.3 | 17 | 0 | 175 | 25 |
| Dec 11 | Jax | L | S | 38 | 25 | 65.8 | 254 | 6.7 | 2 | 1 | 27 | 4 | 27 | 91.3 | 2 | 16 | 8.0 | 8 | 0 | 270 | 10, 2 |
| Dec 18 | @ LAC | L | S | 22 | 15 | 68.2 | 165 | 7.5 | 0 | 1 | 37 | 4 | 28 | 71.2 | 3 | 1 | 0.3 | 1t | 1 | 166 | 1r |
| Dec 24 | Hou | L | IA | | | | | | | | | | | | | | | | | | |
| Dec 29 | Dal | L | IR | | | | | | | | | | | | | | | | | | |
| Jan 7 | @ Jax | L | IR | | | | | | | | | | | | | | | | | | |
| Totals | | 7-10 | 12/12 | 325 | 212 | 65.2 | 2,536 | 7.8 | 13 | 6 | 69 | 33 | 238 | 94.6 | 34 | 98 | 2.9 | 17 | 2 | 2,634 | |

| 2023 Tennessee Titans | | | | PASSING | | | | | | | | | | | RUSHING | | | | | COMBINED RUSH + PASS | |
|-----------------------|-------|------------|------------|------------|-----------|-------------|--------------|------------|----------|----------|-----------|-----------|------------|-------------|-----------|-----------|------------|-----------|----------|----------------------|------------|
| Date | Opp | W/L | P/S | Att | Cmp | Pct | Yds | Yds/Att | TD | Int | Lg | Sk | Lst | Rating | Att | Yds | Avg | Lg | TD | Yards | Touchdowns |
| Sept 10 | @ NO | L | S | 34 | 16 | 47.1 | 198 | 5.8 | 0 | 3 | 46 | 3 | 17 | 28.8 | 3 | 5 | 1.7 | 2 | 0 | 203 | |
| Sept 17 | LAC | W | S | 24 | 20 | 83.3 | 246 | 10.3 | 1 | 0 | 70 | 5 | 46 | 123.3 | 1 | 12 | 12.0 | 12t | 1 | 258 | 12r, 4 |
| Sept 24 | @ Cle | L | S | 25 | 13 | 52.0 | 104 | 4.2 | 0 | 0 | 33 | 5 | 36 | 62.8 | 0 | 0 | - | 0 | 0 | 104 | |
| Oct 1 | Cin | W | S | 25 | 18 | 72.0 | 240 | 9.6 | 1 | 1 | 44 | 3 | 15 | 98.8 | 6 | 11 | 1.8 | 7 | 0 | 251 | 13 |
| Oct 8 | @ Ind | L | S | 34 | 23 | 67.6 | 264 | 7.8 | 0 | 1 | 36 | 1 | 5 | 78.6 | 2 | 12 | 6.0 | 13 | 0 | 276 | |
| Oct 15 | Bal | L | S | 16 | 8 | 50.0 | 76 | 4.8 | 0 | 1 | 20 | 2 | 16 | 37.5 | 0 | 0 | - | 0 | 0 | 76 | |
| Oct 29 | Atl | W | IA | | | | | | | | | | | | | | | | | | |
| Nov 2 | @ Pit | L | IA | | | | | | | | | | | | | | | | | | |
| Nov 12 | @ TB | L | IA | | | | | | | | | | | | | | | | | | |
| Nov 19 | @ Jax | L | DNP | | | | | | | | | | | | | | | | | | |
| Nov 26 | Car | W | DNP | | | | | | | | | | | | | | | | | | |
| Dec 3 | Ind | | | | | | | | | | | | | | | | | | | | |
| Dec 11 | @ Mia | | | | | | | | | | | | | | | | | | | | |
| Dec 17 | Hou | | | | | | | | | | | | | | | | | | | | |
| Dec 24 | Sea | | | | | | | | | | | | | | | | | | | | |
| Dec 31 | @ Hou | | | | | | | | | | | | | | | | | | | | |
| Jan 6/7 | Jax | | | | | | | | | | | | | | | | | | | | |
| Totals | | 4-7 | 6/6 | 158 | 98 | 62.0 | 1,128 | 7.1 | 2 | 6 | 70 | 19 | 135 | 71.9 | 12 | 40 | 3.3 | 13 | 1 | 1,168 | |

RYAN TANNEHILL'S NFL STATISTICS

| REGULAR SEASON | | | PASSING | | | | | | | | | | | RUSHING | | | | |
|-------------------|------|----------------|-----------------|--------------|-------------|---------------|------------|------------|------------|------------|------------|--------------|-------------|------------|--------------|------------|-----------|-----------|
| Year | Team | GP/GS | Att | Cmp | Pct | Yds | Yd/Att | TD | INT | Lg | Sk | Yds | Rat | Att | Yds | Avg | Lg | TD |
| 2012 | MIA | 16/16 | 484 | 282 | 58.3 | 3,294 | 6.8 | 12 | 13 | 80t | 35 | 234 | 76.1 | 49 | 211 | 4.3 | 31 | 2 |
| 2013 | MIA | 16/16 | 588 | 355 | 60.4 | 3,913 | 6.7 | 24 | 17 | 67 | 58 | 399 | 81.7 | 40 | 238 | 6.0 | 48 | 1 |
| 2014 | MIA | 16/16 | 590 | 392 | 66.4 | 4,045 | 6.9 | 27 | 12 | 50 | 46 | 337 | 92.8 | 56 | 311 | 5.6 | 40 | 1 |
| 2015 | MIA | 16/16 | 586 | 363 | 61.9 | 4,208 | 7.2 | 24 | 12 | 54t | 45 | 420 | 88.7 | 32 | 141 | 4.4 | 28 | 1 |
| 2016 | MIA | 13/13 | 389 | 261 | 67.1 | 2,995 | 7.7 | 19 | 12 | 74t | 29 | 216 | 93.5 | 39 | 164 | 4.2 | 18 | 1 |
| 2017 | MIA | 0/0 | Injured Reserve | | | | | | | | | | | | | | | |
| 2018 | MIA | 11/11 | 274 | 176 | 64.2 | 1,979 | 7.2 | 17 | 9 | 75t | 35 | 279 | 92.7 | 32 | 145 | 4.5 | 20 | 0 |
| 2019 | TEN | 12/10 | 286 | 201 | 70.3 | 2,742 | 9.6 | 22 | 6 | 91t | 31 | 212 | 117.5 | 43 | 185 | 4.3 | 25 | 4 |
| 2020 | TEN | 16/16 | 481 | 315 | 65.5 | 3,819 | 7.9 | 33 | 7 | 75t | 24 | 173 | 106.5 | 43 | 266 | 6.2 | 45t | 7 |
| 2021 | TEN | 17/17 | 531 | 357 | 67.2 | 3,734 | 7.0 | 21 | 14 | 57t | 47 | 327 | 89.6 | 55 | 270 | 4.9 | 28 | 7 |
| 2022 | TEN | 12/12 | 325 | 212 | 65.2 | 2,536 | 7.8 | 13 | 6 | 69 | 33 | 238 | 94.6 | 34 | 98 | 2.9 | 17 | 2 |
| 2023 | TEN | 6/6 | 158 | 98 | 62.0 | 1,128 | 7.1 | 2 | 6 | 70 | 19 | 135 | 71.9 | 12 | 40 | 3.3 | 13 | 1 |
| NFL Totals | | 151/149 | 4,692 | 3,012 | 64.2 | 34,393 | 7.3 | 214 | 114 | 91t | 402 | 2,970 | 91.2 | 435 | 2,069 | 4.8 | 48 | 27 |

Regular Season Career record as starter: 80-69 (.537); Playoffs: 2-3 (.400)

| PLAYOFFS | | | PASSING | | | | | | | | | | | RUSHING | | | | |
|-------------------|------|------------|------------|-----------|-------------|------------|------------|----------|----------|------------|----------|-----------|-------------|-----------|-----------|------------|----------|----------|
| Year | Team | GP/GS | Att | Cmp | Pct | Yds | Yd/Att | TD | INT | Lg | Sk | Yds | Rat | Att | Yds | Avg | Lg | TD |
| 2019 | TEN | 3/3 | 60 | 36 | 60.0 | 369 | 6.2 | 5 | 1 | 45t | 5 | 40 | 98.5 | 13 | 35 | 2.7 | 9 | 1 |
| 2020 | TEN | 1/1 | 26 | 18 | 69.2 | 165 | 6.3 | 1 | 1 | 35 | 1 | 7 | 83.0 | 2 | 6 | 3.0 | 4 | 0 |
| 2021 | TEN | 1/1 | 24 | 15 | 62.5 | 220 | 9.2 | 1 | 3 | 41 | 1 | 7 | 66.7 | 3 | 12 | 4.0 | 8 | 0 |
| NFL Totals | | 5/5 | 110 | 69 | 62.7 | 754 | 6.9 | 7 | 5 | 45t | 7 | 54 | 85.2 | 18 | 53 | 2.9 | 9 | 1 |

Single-Game Highs

Attempts - 58 at N.Y. Jets (11/29/15)
 Completions - 35 (Twice, last vs. Houston 11/21/21)
 Passing Yards - 431 at Arizona (9/30/12)
 Touchdown Passes - 4 (Five times, last at Houston 1/9/22)
 Long Completion - 91t at Oakland (12/8/19)
 Completion Percentage - **83.3 vs. L.A. Chargers (9/17/23)**
 Passer Rating - 155.3 - vs. Oakland (9/23/18)
 Rushes - 8 (Twice, last at N.Y. Jets 9/16/18)
 Rushing Yards - 56 (Twice, last vs. Indianapolis 9/26/21)
 Long Rush - 48 at Pittsburgh (12/8/13)
 Rushing Touchdowns - 2 (Three times, last at Houston 1/3/21)

Additional Statistics

Receptions - 1 for -4 yards (2014), 1 for 9 yards (2015), 1 for 3 yards with 1 touchdown (2018), 1 for 0 yards (2020)
 Misc. Tackles - 1 (2012), 2 (2013), 3 (2014), 4 (2015), 1 (2018), 2 (2019), 3 (2021), 2 (2022)
 Fumble Recoveries - 1 (2012), 3 (2013), 4 (2014), 5 (2015), 3 (2016), 1 (2019), 3 (2020), 1 (2021), **1 (2023)**
 Two-Point Conversions - 1 rush (2019), 1 pass, 1 rush (2020)

Playoff Single-Game Highs

Attempts - 31 at Kansas City (1/19/20)
 Completions - 21 at Kansas City (1/19/20)
 Passing Yards - 220 vs. Cincinnati (1/22/22)
 Touchdown Passes - 2 (Twice, last at Kansas City 1/19/20)
 Long Completion - 45t at Baltimore (1/11/20)
 Rushes - 6 at Baltimore (1/11/20)
 Rushing Yards - 13 at Baltimore (1/11/20)
 Long Rush - 9 at Baltimore (1/11/20)
 Rushing Touchdowns - 1 at Baltimore (1/11/20)

Additional Career Playoff Statistics

Fumble Recoveries - 1 (2019)
 Misc. Tackles - 1 (2021)



93 TEAIR TART

DEFENSIVE TACKLE • 6'2" • 304 LBS

COLLEGE: FLORIDA INTERNATIONAL • ACQUIRED: FREE AGENT - 2020

NFL EXPERIENCE (NFL/TITANS): 4/4 • HOMETOWN: PHILADELPHIA, PA.

GAMES PLAYED/GAMES STARTED: 43/34 (PLAYOFFS: 0/0)



PRO: The Titans signed Teair Tart (first name pronounced “tee-AIR”) as a rookie free agent following the 2020 NFL Draft. In his first three NFL seasons, he participated in 34 games with 27 starts, including a career-high 16 starts in 2022. Prior to entering the NFL, the 6-foot-2-inch, 304-pounder appeared in 23 games with 10 starts over two seasons at Florida International (2018-19), where he totaled 51 tackles, 19.0 tackles for loss, six sacks, one pass defended, five quarterback pressures and two forced fumbles.

CAREER HIGHLIGHTS:

- In 2022, Tart recorded a career-high 16 starts and also established career-best totals with 34 tackles, 1.5 sacks, 22 quarterback pressures, five tackles for loss, one interception, six passes defended and one fumble recovery.

TITANS TIDBITS:

- Tart traveled an unlikely road to the NFL. He played two years of high school basketball in his hometown of Philadelphia, Pa., at Palmer Leadership Learning Partners Charter School—a school that did not have a football program. Prior to his junior year, West Philadelphia High School's defensive coordinator, Karl Patrick, saw Tart playing in a basketball tournament and eventually convinced him to transfer and begin playing football for the first time in his life. Two years later, Tart continued his football career at ASA College in New York but left six games into his first season after an older brother, Rasheed Spencer, was tragically killed in a motorcycle accident. Time passed, and Tart headed to Valley Forge (Pa.) Military Academy, followed by stops at East Mississippi Community College and Ellsworth (Iowa) Community College before finding a home for his final two collegiate campaigns at Florida International.
- Tart is the second youngest of 11 children in his family.

CAREER TRANSACTIONS:

- The Philadelphia, Pa., native was signed by the Titans as a rookie free agent on May 7, 2020.
- Waived by the Titans on Sept. 5, 2020 and signed to the practice squad a day later.
- Signed by the Titans to their active roster from the practice squad on Nov. 7, 2020.

SEASON RECAPS:

2023 (9/7): Has tied for the team lead in sacks once in 2023 (at TB).

- At New Orleans (9/10), started at nose tackle and notched five tackles, including a stop for loss. Shot through the line and stonewalled Jamaal Williams for a three-yard loss on a rush off left guard in the third quarter.
- Against L.A. Chargers (9/17), collected two tackles, including a stop for loss and a quarterback pressure. Teamed with Kyle Peko to stonewall Joshua Kelley for no gain on a rush up the middle late in the third quarter. Shot through the line and stuffed Kelley for a two-yard loss on a rush up the middle in the fourth stanza.
- At Cleveland (9/24), tallied three tackles, a stop for loss and two quarterback pressures. Burst through the line and stuffed Jerome Ford for a five-yard loss on a rush in the fourth quarter.
- Against Cincinnati (10/1), started at nose tackle and tied a career-high with four quarterback pressures.
- At Indianapolis (10/8), was inactive.
- In London, against Baltimore (10/15), was inactive.
- Against Atlanta (10/29), played as a reserve at nose tackle and notched a tackle and a quarterback pressure.
- At Pittsburgh (11/2), saw action as a reserve at nose tackle and tallied a

stop for loss and a quarterback pressure. Stuffed Najee Harris for a three-yard loss on a rush up the middle late in the fourth quarter.

- At Tampa Bay (11/12), started at nose tackle and collected three tackles, a sack, another stop for loss and a quarterback pressure. Dropped Baker Mayfield for a seven-yard sack in the opening quarter. Shot through the line and stonewalled Chase Edmonds for a four-yard loss on a rush off left guard in the final stanza.
- At Jacksonville (11/19), started at nose tackle and recorded three tackles, including a stop for loss. Burst through the line and stonewalled Travis Etienne for a one-yard loss on a rush off left end in the first quarter. Teamed with Monty Rice to stuff Travis Etienne for a one-yard loss on a rush off left guard early in the fourth quarter.
- Against Carolina (11/26), started at nose tackle and posted a tackle for loss. Stuffed Chuba Hubbard for a one-yard loss on a rush up the middle in the third quarter.

2022 (16/16): Started a career-high 16 games at nose tackle and registered 34 tackles, 1.5 sacks, 22 quarterback pressures, five stops for loss, an interception, six passes defended and a fumble recovery. Was inactive for one contest. Led the team in quarterback pressures once (vs. DAL). Led or tied for the team lead in passes defended three times (vs. LV, at IND, at WAS). Led or tied for the team lead in sacks twice (vs. DAL, at JAX).

- Against N.Y. Giants (9/11), started at nose tackle and posted two tackles with two quarterback pressures.
- At Buffalo (9/19), started at nose tackle and collected a tackle for loss and a quarterback pressure. Stonewalled Devin Singletary for a five-yard loss on a rush off left guard in the second quarter.
- At Indianapolis (10/2), started at nose tackle and tied a then career-high with three tackles, including his first career interception, another pass defended and a quarterback pressure. Helped limit Jonathan Taylor to just 42 rushing yards on 20 carries in the victory. Batted down a pass intended for Taylor early in the first quarter. Tipped a Matt Ryan pass and caught his own deflection for his first career interception midway through the second quarter. Became the first Titans defensive lineman with an interception since 2010. Stuffed Taylor for no gain on a rush off right tackle in the final stanza.
- At Washington (10/9), started at nose tackle and recorded three tackles, a quarterback pressure and a team-best two passes defended. Batted down a pass intended for Cole Turner late in the first quarter. Stuffed Brian Robinson for no gain on a rush off right guard in the third quarter. Helped preserve the victory by breaking up a pass intended for J.D. McKissic at the goal-line late in the fourth quarter.
- Against Indianapolis (10/23), started at nose tackle and registered a career-best three quarterback pressures.
- At Houston (10/30), notched a then career-high four tackles, with a stop for loss and a quarterback pressure. Chased down O.J. Howard for no gain on a tight end screen in the opening stanza. Halted a Texans' drive by stuffing Dameon Pierce for a three-yard loss on a third-and-one rush in the second quarter.
- Against Houston (12/24), notched four tackles, including a stop for loss, a pass defended and a quarterback pressure. Batted down a pass at the line of scrimmage that was intended for Brandin Cooks in the first quarter. Teamed with Jeffery Simmons to stuff Royce Freeman for a one-yard loss on a rush up the middle in the fourth quarter.
- Against Dallas (12/29), collected a career-high six tackles, including his first career half sack, a team-best four quarterback pressures and his first career fumble recovery. Teamed with Jack Gibbens to stuff Ezekiel Elliott

for no gain on a rush off left guard in the opening stanza. Recovered a Dak Prescott botched snap in the second quarter. Teamed with DeMarcus Walker to drop Dak Prescott for an eight-yard sack in the fourth quarter.

- At Jacksonville (1/7), totaled three tackles, including his first career full sack, another stop for loss and two quarterback pressures. Stuffed JaMychal Hasty for a one-yard loss on a rush up the middle in the second quarter. Dropped Trevor Lawrence for a nine-yard sack in the final stanza.

2021 (11/10, 0/0): Saw action in 11 games with 10 starts at nose tackle and registered 16 tackles, including three quarterback pressures and two stops for loss. Was inactive for six regular season games and the postseason contest.

- At Seattle (9/19), started at nose tackle and posted two tackles. Teamed with David Long Jr. to stonewall Chris Carson for a one-yard loss on a rush off right tackle late in the second quarter.

- Against Indianapolis (9/26), started at nose tackle and tallied a tackle with a quarterback pressure.

- At N.Y. Jets (10/3), started at nose tackle and notched two tackles, including a stop for loss. Stuffed Tevin Coleman for a one-yard loss on a rush off left tackle late in the second quarter.

- At Jacksonville (10/10), started at nose tackle. Shot through the line and disrupted Carlos Hyde resulting in a three-yard loss on a fourth-and-goal rush from the one-yard line in the fourth quarter.

- At L.A. Rams (11/7), started at nose tackle and tallied two tackles. Combined with Nick Dzubnar to stuff Sony Michel for no gain on a rush up the middle late in the fourth quarter.

- Against Houston (11/21), started at nose tackle and totaled three tackles, including a stop for loss and a quarterback pressure. Stonewalled David Johnson for a three-yard loss on a rush up the middle in the second stanza. Teamed with Jayon Brown to stuff Rex Burkhead for no gain on a rush up the middle in the third quarter.

- Against San Francisco (12/23), returned to the lineup as a starter at defensive end after missing three games.

2020 (7/1, 0/0): Played in seven games with one start at defensive end as a rookie and registered five tackles, two quarterback pressures, a stop for loss and a pass defensed. Was suspended by the league for one contest. Missed two games, including the postseason contest while on the reserve/COVID-19 list. Spent the first seven weeks of the season on the team's practice squad. Tied for the team lead in passes defensed once in 2020 (vs. IND). Made his NFL debut against Chicago (11/8/20). Made his first career NFL start on the defensive front at Green Bay (12/27/20).

- Against Chicago (11/8), saw action in his first NFL contest as a reserve at defensive tackle and tallied a quarterback pressure.

- Against Indianapolis (11/12), played as a reserve at defensive tackle and collected a pass defensed. Tipped a pass intended for Nyheim Hines at the line of scrimmage in the second quarter.

- At Indianapolis (11/29), played as a reserve at defensive tackle and recorded a tackle and a quarterback pressure. Shot through the line and

dropped Nyheim Hines for no gain on a rush off right tackle in the fourth quarter.

- Against Detroit (12/20), played as a reserve on the defensive front and produced a tackle for loss. Stuffed Matthew Stafford for a one-yard loss after a botched shotgun snap in the fourth quarter.

- At Green Bay (12/27), made his first career NFL start at defensive end and registered two tackles. Combined with Matt Dickerson to stop Aaron Jones for no gain on a rush off right guard in the third stanza.

COLLEGE:

- Appeared in 23 games with 10 starts over two seasons at Florida International and totaled 51 tackles, 19.0 tackles for loss, six sacks, one pass defensed, five quarterback pressures and two forced fumbles. Played at Ellsworth (Iowa) Community College in 2017 and ASA (N.Y.) College in 2016.

- As a senior (2019), appeared in 11 games and made eight starts. Tallied 32 tackles, a team-leading 12.0 tackles for loss, two sacks and one forced fumble.

- As a junior (2018), saw action in 12 games and made two starts. Posted 19 tackles, a team-high-tying seven tackles for loss, a team-leading four sacks, one pass defensed and one forced fumble.

- As a sophomore (2017), appeared in two games for Ellsworth (Iowa) Community College and tallied five tackles, two tackles for loss and a sack.

- As a freshman (2016), saw action in six games for ASA (N.Y.) College and amassed 12 tackles, 7.5 tackles for loss and five sacks.

- Graduated from Florida International in December 2019 with a degree in liberal studies.

PERSONAL:

- Attended West Philadelphia (Pa.) High School where he was a first team All-Public and second team Daily News All-City Selection in 2014.

- Played offensive and defensive line and helped guide his team to its first PIAA 3A title.

- Son of Louise and Gary Spencer.

- Follow Tart on Instagram at @teair215, on Twitter at @speedboy_te75 and on Snapchat at @speedboy_te75.

- Born Tear Tart on Feb. 28, 1997 in Philadelphia, Pa.

TEAIR TART'S GAME-BY-GAME

2020 Tennessee Titans

| Date | Opp | W/L | P/S | Tot Solo | Asst | Sk | - Yds | QBP | TFL | Int - Yds | -TD | PD | FF | FR - Yds | SpT |
|-----------------|-------|------|-------------|------------|----------|----------|----------|------------|------------|-----------|----------|----------|----------|----------|----------|
| Sept 14 | @ Den | W | PS | | | | | | | | | | | | |
| Sept 20 | Jax | W | PS | | | | | | | | | | | | |
| Sept 27 | @ Min | W | PS | | | | | | | | | | | | |
| Oct 13 | Buf | W | PS | | | | | | | | | | | | |
| Oct 18 | Hou | W | PS | | | | | | | | | | | | |
| Oct 25 | Pit | L | PS | | | | | | | | | | | | |
| Nov 1 | @ Cin | L | PS | | | | | | | | | | | | |
| Nov 8 | Chi | W | p | 0 | 0 | 0 | 0.0 | 0.0 | 1 | 0 | 0 | 0 | 0 | 0 | 0 |
| Nov 12 | Ind | L | p | 0 | 0 | 0 | 0.0 | 0.0 | 0 | 0 | 0 | 0 | 1 | 0 | 0 |
| Nov 22 | @ Bal | W | p | 1 | 0 | 1 | 0.0 | 0.0 | 0 | 0 | 0 | 0 | 0 | 0 | 0 |
| Nov 29 | @ Ind | W | p | 1 | 1 | 0 | 0.0 | 0.0 | 1 | 0 | 0 | 0 | 0 | 0 | 0 |
| Dec 6 | Cle | L | p | 0 | 0 | 0 | 0.0 | 0.0 | 0 | 0 | 0 | 0 | 0 | 0 | 0 |
| Dec 13 | @ Jax | WSUS | | | | | | | | | | | | | |
| Dec 20 | Det | W | p | 1 | 1 | 0 | 0.0 | 0.0 | 0 | 1 | 0 | 0 | 0 | 0 | 0 |
| Dec 27 | @ GB | L | S | 2 | 0 | 2 | 0.0 | 0.0 | 0 | 0 | 0 | 0 | 0 | 0 | 0 |
| Jan 3 | @ Hou | W | R/C | | | | | | | | | | | | |
| Totals | | | 11-5 | 7/1 | 5 | 2 | 3 | 0.0 | 0.0 | 2 | 1 | 0 | 0 | 1 | 0 |
| Playoffs | | | | | | | | | | | | | | | |
| Jan 10 | Bal | L | R/C | | | | | | | | | | | | |
| Totals | | | 0-1 | 0/0 | 0 | 0 | 0 | 0.0 | 0.0 | 0 | 0 | 0 | 0 | 0 | 0 |

2021 Tennessee Titans

| Date | Opp | W/L | P/S | Tot Solo | Asst | Sk | - Yds | QBP | TFL | Int - Yds | -TD | PD | FF | FR - Yds | SpT |
|-----------------|-------|-----|-------------|--------------|-----------|-----------|----------|------------|------------|-----------|----------|----------|----------|----------|----------|
| Sept 12 | Ari | L | S | 2 | 1 | 1 | 0.0 | 0.0 | 0 | 0 | 0 | 0 | 0 | 0 | 0 |
| Sept 19 | @ Sea | W | S | 2 | 0 | 2 | 0.0 | 0.0 | 0 | 0 | 0 | 0 | 0 | 0 | 0 |
| Sept 26 | Ind | W | S | 1 | 0 | 1 | 0.0 | 0.0 | 1 | 0 | 0 | 0 | 0 | 0 | 0 |
| Oct 3 | @ NYJ | L | S | 2 | 2 | 0 | 0.0 | 0.0 | 0 | 1 | 0 | 0 | 0 | 0 | 0 |
| Oct 10 | @ Jax | W | S | 0 | 0 | 0 | 0.0 | 0.0 | 0 | 0 | 0 | 0 | 0 | 0 | 0 |
| Oct 18 | Buf | W | S | 1 | 1 | 0 | 0.0 | 0.0 | 1 | 0 | 0 | 0 | 0 | 0 | 0 |
| Oct 24 | KC | W | S | 2 | 2 | 0 | 0.0 | 0.0 | 0 | 0 | 0 | 0 | 0 | 0 | 0 |
| Oct 31 | @ Ind | W | IA | | | | | | | | | | | | |
| Nov 7 | @ LAR | W | S | 2 | 1 | 1 | 0.0 | 0.0 | 0 | 0 | 0 | 0 | 0 | 0 | 0 |
| Nov 14 | NO | W | IA | | | | | | | | | | | | |
| Nov 21 | Hou | L | S | 3 | 3 | 0 | 0.0 | 0.0 | 1 | 1 | 0 | 0 | 0 | 0 | 0 |
| Nov 28 | @ NE | L | IA | | | | | | | | | | | | |
| Dec 12 | Jax | W | IA | | | | | | | | | | | | |
| Dec 19 | @ Pit | L | IA | | | | | | | | | | | | |
| Dec 23 | SF | W | S | 0 | 0 | 0 | 0.0 | 0.0 | 0 | 0 | 0 | 0 | 0 | 0 | 0 |
| Jan 2 | Mia | W | p | 1 | 0 | 1 | 0.0 | 0.0 | 0 | 0 | 0 | 0 | 0 | 0 | 0 |
| Jan 9 | @ Hou | W | IA | | | | | | | | | | | | |
| Totals | | | 12-5 | 11/10 | 16 | 10 | 6 | 0.0 | 0.0 | 3 | 2 | 0 | 0 | 0 | 0 |
| Playoffs | | | | | | | | | | | | | | | |
| Jan 22 | Cin | L | IA | | | | | | | | | | | | |
| Totals | | | 0-1 | 0/0 | 0 | 0 | 0 | 0.0 | 0.0 | 0 | 0 | 0 | 0 | 0 | 0 |

2022 Tennessee Titans

| Date | Opp | W/L | P/S | Tot Solo | Asst | Sk | - Yds | QBP | TFL | Int - Yds | -TD | PD | FF | FR - Yds | SpT |
|---------------|-------|-----|-------------|--------------|-----------|-----------|-----------|------------|-------------|-----------|----------|----------|----------|----------|----------|
| Sept 11 | NYG | L | S | 2 | 1 | 1 | 0.0 | 0.0 | 2 | 0 | 0 | 0 | 0 | 0 | 0 |
| Sept 19 | @ Buf | L | S | 1 | 1 | 0 | 0.0 | 0.0 | 1 | 1 | 0 | 0 | 0 | 0 | 0 |
| Sept 25 | LV | W | S | 1 | 0 | 1 | 0.0 | 0.0 | 1 | 0 | 0 | 0 | 1 | 0 | 0 |
| Oct 2 | @ Ind | W | S | 3 | 1 | 2 | 0.0 | 0.0 | 1 | 0 | 1 | 0 | 2 | 0 | 0 |
| Oct 9 | @ Was | W | S | 3 | 2 | 1 | 0.0 | 0.0 | 1 | 0 | 0 | 0 | 2 | 0 | 0 |
| Oct 23 | Ind | W | S | 0 | 0 | 0 | 0.0 | 0.0 | 3 | 0 | 0 | 0 | 0 | 0 | 0 |
| Oct 30 | @ Hou | W | S | 4 | 3 | 1 | 0.0 | 0.0 | 1 | 1 | 0 | 0 | 0 | 0 | 0 |
| Nov 6 | @ KC | L | S | 1 | 0 | 1 | 0.0 | 0.0 | 1 | 0 | 0 | 0 | 0 | 0 | 0 |
| Nov 13 | Den | W | S | 3 | 3 | 0 | 0.0 | 0.0 | 2 | 0 | 0 | 0 | 0 | 0 | 0 |
| Nov 17 | @ GB | W | S | 1 | 1 | 0 | 0.0 | 0.0 | 0 | 0 | 0 | 0 | 0 | 0 | 0 |
| Nov 27 | Cin | L | S | 1 | 1 | 0 | 0.0 | 0.0 | 0 | 0 | 0 | 0 | 0 | 0 | 0 |
| Dec 4 | @ Phi | L | S | 0 | 0 | 0 | 0.0 | 0.0 | 1 | 0 | 0 | 0 | 0 | 0 | 0 |
| Dec 11 | Jax | L | S | 1 | 0 | 1 | 0.0 | 0.0 | 1 | 0 | 0 | 0 | 0 | 0 | 0 |
| Dec 18 | @ LAC | L | IA | | | | | | | | | | | | |
| Dec 24 | Hou | L | S | 4 | 2 | 2 | 0.0 | 0.0 | 1 | 1 | 0 | 0 | 1 | 0 | 0 |
| Dec 29 | Dal | L | S | 6 | 2 | 4 | 0.5 | 4.0 | 4 | 0 | 0 | 0 | 0 | 1 | 0 |
| Jan 7 | @ Jax | L | S | 3 | 3 | 0 | 1.0 | 9.0 | 2 | 2 | 0 | 0 | 0 | 0 | 0 |
| Totals | | | 7-10 | 16/16 | 34 | 20 | 14 | 1.5 | 13.0 | 22 | 5 | 1 | 0 | 6 | 0 |

2023 Tennessee Titans

| Date | Opp | W/L | P/S | Tot Solo | Asst | Sk | - Yds | QBP | TFL | Int - Yds | -TD | PD | FF | FR - Yds | SpT |
|---------------|-------|-----|------------|------------|-----------|-----------|----------|------------|------------|-----------|----------|----------|----------|----------|----------|
| Sept 10 | @ NO | L | S | 5 | 3 | 2 | 0.0 | 0.0 | 0 | 1 | 0 | 0 | 0 | 0 | 0 |
| Sept 17 | LAC | W | S | 2 | 2 | 0 | 0.0 | 0.0 | 1 | 1 | 0 | 0 | 0 | 0 | 0 |
| Sept 24 | @ Cle | L | S | 3 | 3 | 0 | 0.0 | 0.0 | 2 | 1 | 0 | 0 | 0 | 0 | 0 |
| Oct 1 | Cin | W | S | 0 | 0 | 0 | 0.0 | 0.0 | 4 | 0 | 0 | 0 | 0 | 0 | 0 |
| Oct 8 | @ Ind | L | IA | | | | | | | | | | | | |
| Oct 15 | Bal | L | IA | | | | | | | | | | | | |
| Oct 29 | Atl | W | p | 1 | 0 | 1 | 0.0 | 0.0 | 1 | 0 | 0 | 0 | 0 | 0 | 0 |
| Nov 2 | @ Pit | L | p | 1 | 1 | 0 | 0.0 | 0.0 | 1 | 0 | 0 | 0 | 0 | 0 | 0 |
| Nov 12 | @ TB | L | S | 3 | 2 | 1 | 1.0 | 7.0 | 1 | 2 | 0 | 0 | 0 | 0 | 0 |
| Nov 19 | @ Jax | L | S | 3 | 2 | 1 | 0.0 | 0.0 | 1 | 1 | 0 | 0 | 0 | 0 | 0 |
| Nov 26 | Car | W | S | 1 | 1 | 0 | 0.0 | 0.0 | 0 | 1 | 0 | 0 | 0 | 0 | 0 |
| Dec 3 | Ind | | | | | | | | | | | | | | |
| Dec 11 | @ Mia | | | | | | | | | | | | | | |
| Dec 17 | Hou | | | | | | | | | | | | | | |
| Dec 24 | Sea | | | | | | | | | | | | | | |
| Dec 31 | @ Hou | | | | | | | | | | | | | | |
| Jan 6/7 | Jax | | | | | | | | | | | | | | |
| Totals | | | 4-7 | 9/7 | 19 | 14 | 5 | 1.0 | 7.0 | 11 | 7 | 0 | 0 | 0 | 0 |

TEAIR TART'S NFL STATISTICS

REGULAR SEASON

| Year | Team | GP | GS | TACKLES | | | | | | INTERCEPTIONS | | | | | FUMBLES | | | | |
|-------------------|-----------|-----------|-----------|-----------|-----------|-----------|------------|-------------|-----------|---------------|----------|----------|----------|----------|----------|----------|----------|----------|----------|
| | | | | Tot | Solo | Asst | Sk | Yds | QBP | TFL | No | Yds | Lg | TD | PD | FF | FR | Yds | SpT |
| 2020 | Tennessee | 7 | 1 | 5 | 2 | 3 | 0.0 | 0.0 | 2 | 1 | 0 | 0 | 0 | 0 | 1 | 0 | 0 | 0 | 0 |
| 2021 | Tennessee | 11 | 10 | 16 | 10 | 6 | 0.0 | 0.0 | 3 | 2 | 0 | 0 | 0 | 0 | 0 | 0 | 0 | 0 | 0 |
| 2022 | Tennessee | 16 | 16 | 34 | 20 | 14 | 1.5 | 13.0 | 22 | 5 | 1 | 0 | 0 | 0 | 6 | 0 | 1 | 0 | 0 |
| 2023 | Tennessee | 9 | 7 | 19 | 14 | 5 | 1.0 | 7.0 | 11 | 7 | 0 | 0 | 0 | 0 | 0 | 0 | 0 | 0 | 0 |
| NFL Totals | | 43 | 34 | 74 | 46 | 28 | 2.5 | 20.0 | 38 | 15 | 1 | 0 | 0 | 0 | 7 | 0 | 1 | 0 | 0 |

PLAYOFFS

| Year | Team | GP | GS | TACKLES | | | | | | INTERCEPTIONS | | | | | FUMBLES | | | | | |
|-------------------|-----------|----------|----------|----------|----------|----------|------------|------------|----------|---------------|----------|----------|----------|----------|----------|----------|----------|----------|----------|----------|
| | | | | Tot | Solo | Asst | Sk | Yds | QBP | TFL | No | Yds | Lg | TD | PD | FF | FR | Yds | SpT | |
| 2020 | Tennessee | 0 | 0 | 0 | 0 | 0 | 0.0 | 0.0 | 0 | 0 | 0 | 0 | 0 | 0 | 0 | 0 | 0 | 0 | 0 | 0 |
| 2021 | Tennessee | 0 | 0 | 0 | 0 | 0 | 0.0 | 0.0 | 0 | 0 | 0 | 0 | 0 | 0 | 0 | 0 | 0 | 0 | 0 | 0 |
| NFL Totals | | 0 | 0 | 0 | 0 | 0 | 0.0 | 0.0 | 0 | 0 | 0 | 0 | 0 | 0 | 0 | 0 | 0 | 0 | 0 | 0 |

Single-Game Highs

Tackles - 6 vs. Dallas (12/29/22)

Sacks - 1 (Twice, last at Tampa Bay 11/12/23)

Tackles For Loss - 2 at Jacksonville (1/7/23)

Quarterback Pressures - 4 (Twice, last vs. Cincinnati 10/1/23)

Interceptions - 1 at Indianapolis (10/2/22)

Fumble Recoveries - 1 vs. Dallas (12/29/22)

Passes Defensed - 2 (Twice, last at Washington 10/9/22)



72 CALVIN THROCKMORTON

OFFENSIVE LINEMAN • 6'5" • 311 LBS • COLLEGE: OREGON
ACQUIRED: WAIVERS (CAR) - 2023
NFL EXPERIENCE (NFL/TITANS): 3/1 • HOMETOWN: BELLEVUE, WASH.
GAMES PLAYED/GAMES STARTED: 41/27 (PLAYOFFS: 0/0)



PRO: The Titans acquired Calvin Throckmorton off waivers midway through the 2023 season to provide depth and versatility to the offensive front. The 6-foot-5-inch, 311-pounder originally entered the NFL as an undrafted free agent with the New Orleans Saints in 2020. The University of Oregon product spent his entire rookie season on the Saints' practice squad before playing in 31 games with 20 starts at three different positions on the New Orleans offensive line during the 2021-22 seasons. In 2023, Throckmorton joined the Carolina Panthers and saw action in nine games with seven starts before arriving in Tennessee.

TITANS TIDBITS:

- Throckmorton has proved to be a versatile player during his football career. He has primarily played both guard spots in the NFL, but was a chess piece during his collegiate career at Oregon. He made 52 consecutive starts for the Ducks, including at right tackle, left tackle, center and right guard.

CAREER TRANSACTIONS:

- The Bellevue, Wash., native was originally signed by the New Orleans Saints as a rookie free agent on April 27, 2020.
- Waived by the Saints on Sept. 5, 2020 and signed to the team's practice squad a day later.
- Signed by the Saints' to a future's contract on Jan. 18, 2021.
- Waived by the Saints on Aug. 29, 2023.
- Claimed off waivers by the Carolina Panthers on Aug. 30, 2023.
- Waived by the Panthers on Nov. 14, 2023.
- Claimed off waivers by the Titans on Nov. 15, 2023.

SEASON RECAPS:

2023 (9/7 - Carolina; 1/0 - Tennessee): Played in nine games with seven starts for the Panthers after being claimed off waivers on Aug. 30. Started four games at right guard and three contests at left guard in Carolina.

- At Jacksonville (11/19), was inactive.
- Against Carolina (11/26), made his Titans debut as a reserve on special teams.

2022 (14/6 - New Orleans): Played in 14 games with six starts at both guard positions. Was inactive for two contests and did not play in the regular season finale.

- Against Minnesota (10/2), received his first start of season at left guard and played on special teams.
- At Arizona (10/20), started at left guard and saw action on special teams, blocking for a unit that gained 494 yards and did not give up a sack.
- At Cleveland (12/24), started at right guard and blocked for a run game that gained 152 yards and two touchdowns. Part of an offensive front that didn't surrender a sack.

2021 (17/14 - New Orleans): Played in all 17 games with 14 starts at three different positions, opening nine at left guard, four at right guard and one as a jumbo tackle. Was one of only three Saints linemen to play in all 17 contests.

- Against N.Y. Giants (10/3), started at right guard and blocked for an offense that totaled a season-high 405 total yards.
- Against Tampa Bay (10/31), blocked for an offense that gained 152 yards rushing, helping earn a 36-27 win over defending Super Bowl champions.
- At Tennessee (11/14), started at left guard and blocked for a passing offense that posted a season-high 287 yards through the air.
- At N.Y. Jets (12/12), started at left guard for the Saints' highest team

rushing output of the season with 203 yards and three touchdowns, propelling New Orleans to a 30-9 victory.

2020 (0/0 - New Orleans): Spent his entire rookie season as a member of the Saints' practice squad.

COLLEGE:

- Attended Oregon and made 52 consecutive starts (right tackle-41, left tackle-5, right guard-3, center-3) for the Ducks and allowed just one sack over his final 3,224 snaps (45 contests).
- As a senior (2019), named second-team All-American after starting all 14 games to extend his streak to 52 consecutive starts. Made 12 starts at right tackle and two at center. Did not allow a sack over 935 snaps played. Finished third in the Pac-12 with a 90.2 pass-blocking grade and did not allow a pressure, hurry or quarterback hit in seven games.
- As a junior (2018), was named a consensus second-team All-American and first-team All-Pac 12, as the only FBS player to start at four different offensive line positions. Made six starts at right tackle, five at left tackle, one at center and one at right guard. Played the fifth-most snaps (926) by a lineman in the nation without committing a penalty.
- As a sophomore (2017), named Phil Steele Pac-12 All-Conference third-team and Pac-12 All-Academic first-team. Started all 13 games with the first 10 at right tackle and the final three at right guard. The position switch ended a streak of 22 consecutive starts at right tackle. Did not allow a sack and extended his streak of consecutive games without a sack allowed to 18 contests.
- As a redshirt freshman (2016), named Coaches Pac-12 All-Conference honorable mention and Pac-12 All-Academic. Started all 12 games at right tackle. Played in a team-high 91 percent of the offensive snaps (853) while committing just one penalty and allowing two sacks.
- Redshirted for the 2015 season.
- Graduated with a degree in human physiology, while also serving as a peer advisor to other undergraduate students within the major his last two years.

PERSONAL:

- Married to Hannah.
- Attended Newport (Bellevue, Wash.) High School and was a consensus three-star and top 10 prospect in Washington. Was a four-year defensive line starter as well as two-time KingCo 4A Lineman of the Year and first-team All-League pick. Named to the Tacoma News Tribune's 2015 Northwest Nuggets honor roll and PrepStar All-West Region elite.
- As a senior (2014), selected to the Associated Press 2014 4A All-State first-team and Seattle Times All-Area. Was credited with 13 pancake blocks in addition to 61 tackles and nine stops for loss.
- As a junior (2013), posted 46 tackles (39 solo) and recovered two fumbles.
- As a sophomore (2012), contributed 33 tackles and three forced fumbles.
- Follow Throckmorton on Instagram and Twitter at @calthrock_54.
- Born Calvin Throckmorton on Aug. 16, 1996 in Bellevue, Wash.

CALVIN THROCKMORTON'S NFL STATISTICS

REGULAR SEASON

| Year | Team | GP | GS |
|-------------------|-------------|-----------|-----------|
| 2021 | New Orleans | 17 | 14 |
| 2022 | New Orleans | 14 | 6 |
| 2023 | Carolina | 9 | 7 |
| 2023 | Tennessee | 1 | 0 |
| NFL Totals | | 41 | 27 |


Starts Breakdown:

2021 - LG 9, RG 4, TE 1; 2022 - LG - 3, RG - 3; **2023 - RG 4, LG 3**



35 K'VON WALLACE

SAFETY • 5'11" • 205 LBS • COLLEGE: CLEMSON
ACQUIRED: WAIVERS (ARI) - 2023 • NFL EXPERIENCE (NFL/TITANS): 4/1
HOMETOWN: HIGHLAND SPRINGS, VA.
GAMES PLAYED/GAMES STARTED: 57/14 (PLAYOFFS: 4/0)



PRO: The Titans claimed K'Von Wallace off waivers from the Arizona Cardinals in the middle of the 2023 season to add depth to the safety room after long-time safety Kevin Byard was traded to the Philadelphia Eagles. The 5-foot-11-inch, 205-pounder was originally drafted by the Philadelphia Eagles in the fourth round (127th overall) of the 2020 NFL Draft. The Clemson product joined the Arizona Cardinals for the 2023 campaign and played in seven games with five starts before joining the Titans

CAREER HIGHLIGHTS:

- In 2022, Wallace played in every game during the Eagles' run to Super Bowl LVII.
- Wallace was a key contributor on two CFP National Championship teams while at Clemson.

TITANS TIDBITS:

- Wallace credits his work ethic to his mother, Roxanne Barnes, who juggled two jobs and attended classes to earn her associate's degree while raising K'Von and his two sisters in their government-housing community. The family struggled financially and would stock up on candles and heat buckets of water in the oven when bills were past due. During the 2022 offseason, K'Von purchased his mother a new home.
- Wallace did not meet his biological father, Kevin Wallace, until he visited him in prison at age six. He considers his high school coach, Loren Johnson, whom he calls "Pops," the father figure in his life.

CAREER TRANSACTIONS:

- The Highland Springs, Va., native was originally selected by the Philadelphia Eagles in the fourth round (127th overall) in the 2020 NFL Draft.
- Waived by the Eagles on Aug. 29, 2023.
- Claimed off waivers by the Arizona Cardinals on Aug. 30, 2023.
- Waived by the Cardinals on Oct. 24, 2023.
- Claimed off waivers by the Titans on Oct. 25, 2023.

SEASON RECAPS:

2023 (7/5 - Arizona; 5/2 - Tennessee): Has tied for the Titans team lead in special teams tackles once in 2023 (vs. ATL). Played in seven games with five starts for the Arizona Cardinals before being waived and claimed by the Titans on Oct. 25. Recorded career highs with 43 tackles, an interception, a tackle for loss and four passes defended.

- At Washington (9/10), played as a reserve at safety and recorded seven tackles and a career-high two passes defended.
- Against Dallas (9/24), started at safety and had seven tackles and one pass defended.
- Against Cincinnati (10/8), started at safety and tallied 10 tackles, including one for a loss. It was his first career game with double-digit tackles. Also recorded an interception. Intercepted a pass by Joe Burrow and returned it two yards to the Arizona 34-yard line.
- Against Atlanta (10/29), made his Titans debut as a reserve on special teams and collected a stop on coverage units.
- At Pittsburgh (11/2), saw action as a reserve on special teams.
- At Tampa Bay (11/12), played as a reserve on special teams.
- At Jacksonville (11/19), made his first start with the Titans at safety and recorded six tackles.
- Against Carolina (11/26), started at safety and posted eight tackles. Notched a special teams tackle on coverage units. Stuffed Chuba Hubbard for no gain on a short pass late in the second quarter.

2022 (17/1, 3/0 - Philadelphia): Played in 17 games with one start and

produced 22 tackles, two passes defended and a tackle for loss. Played the third most special teams snaps on the Eagles and collected six special teams stops. Appeared in all three playoff games, including Super Bowl LVII, tallying four special teams tackles and a pass defended.

2021 (13/3, 1/0 - Philadelphia): Played in 13 games with three starts and recorded 14 tackles and a special teams tackle.

- At Denver (11/14), blocked a 22-yard field goal attempt by Bandon McManus on the opening drive of the second half. It was the shortest field goal attempt blocked by the Eagles since Oct. 2014 at San Diego.
- Against Dallas (1/8), led the team with a then career-high eight tackles.

2020 (15/3 - Philadelphia): Saw action in 15 games and made three starts as a rookie. Tallied 16 tackles, a fumble recovery and five special teams tackles. Made his NFL debut at Washington (9/13/20).

- At Washington (9/13), saw action as a reserve at defensive back and on special teams in his first NFL contest.
- Against L.A. Rams (9/20), recorded his first career fumble recovery. Recovered a fumble by Cooper Kupp after he fielded a punt and T.J. Edwards forced it out, on the Los Angeles 11-yard line. The Eagles scored a touchdown two plays later.
- At San Francisco (10/4), made his first career start at safety and tallied two tackles.

COLLEGE:

- During a four-year career at Clemson, he appeared in 59 games with 36 starts. Was a key contributor on two CFP National Championship Teams. Was a two-time All-ACC selection and team captain. Finished his career with 178 tackles, 21 passes defended, five interceptions returned for 180 yards, including one for a touchdown, two sacks and two forced fumbles. Tied for the most games played in program history when he graduated.
- As a senior (2019), started all 15 games and recorded 81 tackles, three tackles for loss, 12 passes defended, two interceptions including one returned for a touchdown. Was named third-team All-ACC and All-ACC Academic selection. Voted as a permanent team captain.
- As a junior (2018), started all 15 games and credited with 55 tackles, 1.5 tackles for loss, two forced fumbles, four passes defended and one interception. Named honorable mention All-ACC. Made five tackles in the National Championship win against Alabama.
- As a sophomore (2017), played in 14 games with six starts. Had 36 tackles, four passes defended and one interception. Was an All-ACC academic selection.
- As a freshman (2016), saw action in all 15 games. Had six tackles including one for a loss. Also had one interception. Named to the All-ACC academic team.
- Graduated in December 2019 with a degree in communications.

PERSONAL:

- Attended Highland Springs High School. Was named first team all-state selection on both sides of the football by Virginia High School Sports League as a wide receiver and defensive back his senior year.
- Was the No. 4 overall player in Richmond area by Richmond Times Dispatch. His team was ranked No. 43 in the nation and No. 1 in Virginia by Max Preps in 2015.
- Had five receptions for 99 yards and two touchdowns on offense and an interception in the endzone on defense in the state championship game. His team finished 14-1 and won the state championship, the first for his school since 1961.
- As a senior, had 718 receiving yards and 376 rushing yards with 14 total

K'VON WALLACE'S NFL STATISTICS

| REGULAR SEASON | | | | TACKLES | | | | | | | INTERCEPTIONS | | | | | FUMBLES | | | |
|-------------------|--------------|-----------|-----------|------------|-----------|-----------|------------|------------|----------|----------|---------------|----------|----------|----------|----------|----------|----------|----------|-----------|
| Year | Team | GP | GS | Tot | Solo | Asst | Sk | Yds | QBP | TFL | No | Yds | Lg | TD | PD | FF | FR | Yds | SpT |
| 2020 | Philadelphia | 15 | 3 | 16 | 13 | 3 | 0.0 | 0.0 | 1 | 0 | 0 | 0 | 0 | 0 | 0 | 0 | 1 | 0 | 5 |
| 2021 | Philadelphia | 13 | 3 | 14 | 11 | 3 | 0.0 | 0.0 | 0 | 0 | 0 | 0 | 0 | 0 | 0 | 0 | 0 | 0 | 1 |
| 2022 | Philadelphia | 17 | 1 | 22 | 18 | 4 | 0.0 | 0.0 | 0 | 1 | 0 | 0 | 0 | 2 | 0 | 0 | 0 | 6 | |
| 2023 | Arizona | 7 | 5 | 43 | 26 | 17 | 0.0 | 0.0 | 1 | 1 | 1 | 2 | 2 | 0 | 4 | 0 | 0 | 0 | |
| 2023 | Tennessee | 5 | 2 | 14 | 13 | 1 | 0.0 | 0.0 | 0 | 0 | 0 | 0 | 0 | 0 | 0 | 0 | 0 | 2 | |
| NFL Totals | | 57 | 14 | 109 | 81 | 28 | 0.0 | 0.0 | 2 | 2 | 1 | 2 | 2 | 0 | 6 | 0 | 1 | 0 | 15 |

| PLAYOFFS | | | | TACKLES | | | | | | | INTERCEPTIONS | | | | | FUMBLES | | | |
|-------------------|--------------|----------|----------|----------|----------|----------|------------|------------|----------|----------|---------------|----------|----------|----------|----------|----------|----------|----------|-----|
| Year | Team | GP | GS | Tot | Solo | Asst | Sk | Yds | QBP | TFL | No | Yds | Lg | TD | PD | FF | FR | Yds | SpT |
| 2020 | Philadelphia | 1 | 0 | 0 | 0 | 0 | 0.0 | 0.0 | 0 | 0 | 0 | 0 | 0 | 0 | 0 | 0 | 0 | 0 | 0 |
| 2022 | Philadelphia | 3 | 0 | 0 | 0 | 0 | 0.0 | 0.0 | 0 | 0 | 0 | 0 | 0 | 1 | 0 | 0 | 0 | 4 | |
| NFL Totals | | 4 | 0 | 0 | 0 | 0 | 0.0 | 0.0 | 0 | 0 | 0 | 0 | 0 | 1 | 0 | 0 | 0 | 4 | |

Single-Game Highs

Tackles - 10 vs. Cincinnati (10/8/23)
 Interceptions - 1 vs. Cincinnati (10/8/23)
 Tackles for Loss - 1 (Twice, last vs. Cincinnati 10/8/23)
 Quarterback Pressures - 1 (Twice, last vs. N.Y. Giants 9/17/23)
 Fumble Recovery - 1 vs. L.A. Rams (9/20/20)
 Passes Defensed - 2 at Washington 9/10/23)
 Special Teams Tackles - 2 (Three times, last vs. N.Y. Giants 1/8/23)

Playoff Single-Game Highs

Passes Defensed - 1 vs. N.Y. Giants (1/21/23)
 Special Teams Tackles - 3 vs. N.Y. Giants (1/21/23)

Additional Statistics

Blocked Extra Point - 1 at Denver (11/14/21)



99 RASHAD WEAVER

OUTSIDE LINEBACKER • 6'4" • 259 LBS • COLLEGE: PITTSBURGH
ACQUIRED: 4TH ROUND - 2021 • NFL EXPERIENCE (NFL/TITANS): 3/3
HOMETOWN: FORT LAUDERDALE, FLA.
GAMES PLAYED/GAMES STARTED: 27/4 (PLAYOFFS: 0/0)



PRO: The Titans selected Rashad Weaver in the fourth round of the 2021 NFL Draft. The 6-foot-4-inch, 259-pound defender missed the majority of his rookie campaign after suffering a season-ending injury in the third game of the season. He bounced back in 2022, playing in 16 games and ranking third on the squad with 39 quarterback pressures and fourth on the club with 5.5 sacks. The University of Pittsburgh product is capable of causing disruption in both the run and pass game, and displays a high motor and good length at the position. The Fort Lauderdale, Fla., native was a consensus All-American, a Bednarik Award semifinalist, and earned first-team All-ACC honors as a senior with the Panthers in 2020 after totaling 35 tackles, 14.5 tackles for loss, 7.5 sacks, 12 quarterback pressures, three forced fumbles and a fumble recovery in nine games.

CAREER HIGHLIGHTS:

- In 2022, Weaver appeared in 16 games with four starts. His 5.5 sacks ranked fourth on the team, while his 39 quarterback pressures ranked third.
- In 2020, Weaver was named a consensus All-American after garnering first-team All-America honors from four of the NCAA's recognized selectors: Associated Press, American Football Coaches Association, Football Writers Association of America and Walter Camp Football Foundation. He was the 52nd consensus All-American in school history and the first Pitt defensive player to earn that distinction since Aaron Donald in 2013.

TITANS TIDBITS:

- Weaver lists rehabbing a torn ACL during the pandemic as the biggest challenge he has had to overcome in his football career. He worked on 'staying focused even not knowing if there was going to be a season and even just finding locations to do my rehab work when everything shut down.'
- He was a member of Pitt's prestigious Blue & Gold Society, an undergraduate organization composed of top students who serve as ambassadors for the university and Pitt Alumni Association.
- Prior to the NFL Draft, Weaver trained in the martial art of Krav Maga.
- Weaver's grandmother has battled multiple sclerosis since he was in a middle school.
- While at Pitt, Weaver participated in the Leukemia & Lymphoma Society's Race to Anyplace Fundraiser with the same girl, Lili, for three consecutive years. Weaver and Lili struck up a friendship and are frequently in touch.
- Weaver and his best friend started a clothing line called Dreams to Reality which can be found on Instagram @d2r.shop.
- Weaver grew up in Indiana but moved to Florida prior to his sophomore year of high school. He wore No. 17 because he played quarterback and wanted a number right before Peyton Manning's No. 18. Weaver circled back to No. 17 in college, and 'I thought it was a cool number for an edge rusher.'

CAREER TRANSACTIONS:

- The Fort Lauderdale, Fla., native was selected by the Titans in the fourth round (135th overall) of the 2021 NFL Draft.

SEASON RECAPS:

2023 (9/0):

- At New Orleans (9/10), played as a reserve at outside linebacker and notched a quarterback pressure.
- Against L.A. Chargers (9/17), saw action as a reserve at outside linebacker and collected a tackle. Registered a special teams stop on coverage units.
- At Cleveland (9/24), played as a reserve at outside linebacker and tallied two tackles.

- Against Cincinnati (10/1), played as a reserve at outside linebacker and posted a tackle for loss. Teamed with Harold Landry III to stuff Joe Mixon for a two-yard loss on a rush off left end in the second quarter.
- At Indianapolis (10/8), saw action as a reserve at outside linebacker.
- In London, against Baltimore (10/15), played as a reserve at outside linebacker and registered a tackle.
- Against Atlanta (10/29), was inactive.
- At Pittsburgh (11/2), saw action as a reserve at outside linebacker and on special teams.
- At Tampa Bay (11/12), was inactive.
- At Jacksonville (11/19), played as a reserve at outside linebacker and recorded two tackles, including a stop for loss, passes defended and two quarterback pressures. Batted down a pass intended for Christian Kirk in the second quarter. Stonewalled Tank Bigsby for a three-yard loss on a rush off left tackle late in the fourth quarter. Combined with Harold Landry III to stuff Bigsby for no gain on a rush off left guard late in the final stanza.
- Against Carolina (11/26), saw action as a reserve at outside linebacker and tied a career-high with four tackles, including a stop for loss and two quarterback pressures. Shot through the line and stonewalled Chuba Hubbard for a four-yard loss on a rush off right guard in the third quarter. Teamed with Monty Rice to stuff Hubbard for no gain on a rush up the middle in the third quarter.

- 2022 (16/4):** Saw action in 16 games with four starts at outside linebacker. Ranked third on the squad with 39 quarterback pressures and fourth on the club with 5.5 sacks. Registered 27 tackles, including seven stops for loss, six passes defended, two forced fumbles and a fumble recovery. Was inactive for one contest. Led or tied for the team lead in sacks three times in 2022 (vs. NYG, vs. LV, vs. DEN). Led or tied for the team lead in quarterback pressures four times in 2022 (at KC, vs. DEN, at GB, at LAC). Tied for the team lead in passes defended twice in 2022 (vs. JAX, at JAX).
- Against N.Y. Giants (9/11), played as a reserve at outside linebacker and posted four tackles, including two sacks and three quarterback pressures. Registered his first career sack by dropping Daniel Jones for a five-yard loss in the opening stanza. Ended a Giants' drive by sacking Jones for a two-yard loss on third-and-five in the third quarter.
 - Against Las Vegas (9/25), made his first career start at outside linebacker and notched two tackles, including a sack and a then career-best four quarterback pressures. Dipped around the edge and dropped Derek Carr for a seven-yard sack on third-and-four late in the second quarter.
 - At Indianapolis (10/2), saw action as a reserve at outside linebacker and tallied two tackles, including a sack, another tackle for loss, a forced fumble and three quarterback pressures. Helped limit Jonathan Taylor to just 42 rushing yards on 20 carries in the victory. Pounced on Matt Ryan for a six-yard loss after a bobbled snap in the second quarter. Strip-sacked Ryan for a six-yard loss but the loose ball was recovered by the Colts late in the third quarter.
 - At Kansas City (11/6), played as a reserve at outside linebacker and tied for the team lead with five quarterback pressures.
 - Against Denver (11/13), saw action as a reserve at outside linebacker and posted two tackles, including 1.5 sacks and a team-best eight quarterback pressures. Batted down a pass intended for Chase Edmonds late in the third quarter. Combined with DeMarcus Walker to sack Russell Wilson for a two-yard loss late in the final stanza. Came off the edge and strip-sacked Wilson on third-and-four late in the fourth quarter.
 - At Green Bay (11/17), played as a reserve at outside linebacker and led the team with three quarterback pressures.
 - At Philadelphia (12/4), played as a reserve at outside linebacker and produced three tackles, including a stop for loss and a quarterback

pressure. Stonewalled Miles Sanders for a two-yard loss on a rush off right tackle in the third quarter.

- At L.A. Chargers (12/18), played as a reserve at outside linebacker and recorded two tackles with a team-high five quarterback pressures.
- At Jacksonville (1/7), started at outside linebacker and totaled a quarterback pressure, a pass defended and a fumble recovery. Pounced on a Trevor Lawrence fumble at the Titans' 33-yard line in the second quarter. Ended a Jaguars' drive by batting down a third-and-seven pass at the line of scrimmage in the final stanza.

2021 (2/0): Played in two games as a reserve as a rookie and collected two tackles. Placed on injured reserve on Sept. 28 and missed the final 14 regular season games and the postseason contest. Was inactive for the season opener. Made his NFL debut at Seattle (9/19/21).

- Against Arizona (9/12), was inactive.
- At Seattle (9/19), saw action in his first NFL contest as a reserve on special teams and limited snaps at outside linebacker.
- Against Indianapolis (9/26), played as a reserve at outside linebacker and tallied two tackles before leaving the game late in the third quarter with an injury. Combined with Rashaan Evans to stonewall Jonathan Taylor for a one-yard loss on a rush off left guard late in the first quarter.

COLLEGE:

- In four seasons at Pittsburgh (2017-20), Weaver appeared in 35 games with 28 starts. He tallied 110 tackles, 34.5 tackles for loss, 17.0 sacks, nine passes defended, 28 quarterback pressures, five forced fumbles and four fumble recoveries.
- As a senior (2020), started nine games and totaled 35 tackles, 14.5 tackles for loss, 7.5 sacks, 12 quarterback pressures, two passes defended, three forced fumbles and one fumble recovery. Named a consensus All-American after garnering first-team All-America honors from four of the NCAA's recognized selectors: Associated Press, American Football Coaches Association, Football Writers Association of America and Walter Camp Football Foundation. Also earned first-team All-America recognition by CBS Sports, ESPN, Phil Steele and Pro Football Focus. Awarded first team All-ACC honors and was a semifinalist for the Bednarik Award.
- As a junior (2019), suffered a season-ending injury during training camp.
- As a sophomore (2018), started all 14 games at defensive end and amassed 47 tackles, 14.0 tackles for loss, 6.5 sacks, 10 quarterback pressures, four passes defended, two forced fumbles and three fumble recoveries. Led the team in tackles for loss, sacks, and fumble recoveries. Tied for the ACC lead and ranked sixth nationally in fumble recoveries.
- As a redshirt freshman (2017), saw action in all 12 games and made five starts. Tallied 28 tackles, six tackles for loss, three sacks, six quarterback

pressures and three passes defended.

- Redshirted in 2016.
- Graduated from Pittsburgh in 2020 with a degree in finance and business information systems.

PERSONAL:

- Attended Cooper City (Fla.) High School where he was a two-way player at defensive end and tight end and an all-county selection. Compiled 65 tackles, seven sacks, one pick-six, six passes defended, two forced fumbles, two blocked field goals and two blocked punts.
- Selected to play in the Broward County All-Star Classic and the Florida Athletic Coaches Association North vs. South All-Star Classic.
- Also participated in basketball and was a three-year starter. He played center and power forward.
- Son of Autumn DeLaPorte and Nevin Weaver.
- Has two sisters.
- Follow Weaver on Twitter and Instagram @RashadWeaver.
- Born Rashad Capone Weaver on Nov. 10, 1997 in Marion, Ind.

RASHAD WEAVER'S GAME-BY-GAME

2021 Tennessee Titans

| Date | Opp | W/L | P/S | Tot | Solo | Asst | Sk | - Yds | QBP | TFL | Int | - Yds | -TD | PD | FF | FR | - Yds | SpT | |
|---------------|-------|-----|-----|---|------------|----------|----------|----------|------------|------------|----------|----------|----------|----------|----------|----------|----------|----------|----------|
| Sept 12 | Ari | L | IA | | | | | | | | | | | | | | | | |
| Sept 19 | @ Sea | W | p | 0 | 0 | 0 | 0.0 | 0.0 | 0 | 0 | 0 | 0 | 0 | 0 | 0 | 0 | 0 | 0 | 0 |
| Sept 26 | Ind | W | p | 2 | 0 | 2 | 0.0 | 0.0 | 0 | 0 | 0 | 0 | 0 | 0 | 0 | 0 | 0 | 0 | 0 |
| Oct 3 | @ NYJ | | | Placed on injured reserve on Sept. 28, 2021 | | | | | | | | | | | | | | | |
| Totals | | | | 2-1 | 2/0 | 2 | 0 | 2 | 0.0 | 0.0 | 0 | 0 | 0 | 0 | 0 | 0 | 0 | 0 | 0 |

2022 Tennessee Titans

| Date | Opp | W/L | P/S | Tot | Solo | Asst | Sk | - Yds | QBP | TFL | Int | - Yds | -TD | PD | FF | FR | - Yds | SpT |
|---------------|-------|-----|-----|-------------|-------------|-----------|-----------|----------|------------|-------------|-----------|----------|----------|----------|----------|----------|----------|----------|
| Sept 11 | NYG | L | p | 4 | 3 | 1 | 2.0 | 7.0 | 3 | 2 | 0 | 0 | 0 | 0 | 0 | 0 | 0 | 0 |
| Sept 19 | @ Buf | L | p | 0 | 0 | 0 | 0.0 | 0.0 | 1 | 0 | 0 | 0 | 0 | 0 | 0 | 0 | 0 | 0 |
| Sept 25 | LV | W | S | 2 | 2 | 0 | 1.0 | 7.0 | 4 | 1 | 0 | 0 | 0 | 0 | 0 | 0 | 0 | 0 |
| Oct 2 | @ Ind | W | p | 2 | 2 | 0 | 1.0 | 4.0 | 3 | 1 | 0 | 0 | 0 | 1 | 0 | 0 | 0 | 0 |
| Oct 9 | @ Was | W | S | 1 | 1 | 0 | 0.0 | 0.0 | 1 | 0 | 0 | 0 | 0 | 1 | 0 | 0 | 0 | 0 |
| Oct 23 | Ind | W | p | 1 | 0 | 1 | 0.0 | 0.0 | 1 | 0 | 0 | 0 | 0 | 0 | 0 | 0 | 0 | 0 |
| Oct 30 | @ Hou | W | IA | | | | | | | | | | | | | | | |
| Nov 6 | @ KC | L | p | 0 | 0 | 0 | 0.0 | 0.0 | 5 | 0 | 0 | 0 | 0 | 0 | 0 | 0 | 0 | 0 |
| Nov 13 | Den | W | p | 2 | 1 | 1 | 1.5 | 9.0 | 8 | 0 | 0 | 0 | 0 | 1 | 1 | 0 | 0 | 0 |
| Nov 17 | @ GB | W | p | 0 | 0 | 0 | 0.0 | 0.0 | 3 | 0 | 0 | 0 | 0 | 0 | 0 | 0 | 0 | 0 |
| Nov 27 | Cin | L | p | 3 | 1 | 2 | 0.0 | 0.0 | 1 | 0 | 0 | 0 | 0 | 0 | 0 | 0 | 0 | 0 |
| Dec 4 | @ Phi | L | p | 3 | 2 | 1 | 0.0 | 0.0 | 1 | 1 | 0 | 0 | 0 | 0 | 0 | 0 | 0 | 0 |
| Dec 11 | Jax | L | p | 1 | 1 | 0 | 0.0 | 0.0 | 0 | 1 | 0 | 0 | 0 | 2 | 0 | 0 | 0 | 0 |
| Dec 18 | @ LAC | L | p | 2 | 1 | 1 | 0.0 | 0.0 | 5 | 0 | 0 | 0 | 0 | 0 | 0 | 0 | 0 | 0 |
| Dec 24 | Hou | L | p | 3 | 2 | 1 | 0.0 | 0.0 | 2 | 1 | 0 | 0 | 0 | 0 | 0 | 0 | 0 | 0 |
| Dec 29 | Dal | L | S | 3 | 2 | 1 | 0.0 | 0.0 | 0 | 0 | 0 | 0 | 0 | 1 | 0 | 0 | 0 | 0 |
| Jan 7 | @ Jax | L | S | 0 | 0 | 0 | 0.0 | 0.0 | 1 | 0 | 0 | 0 | 0 | 1 | 0 | 1 | 0 | 0 |
| Totals | | | | 7-10 | 16/4 | 27 | 18 | 9 | 5.5 | 27.0 | 39 | 7 | 0 | 0 | 6 | 2 | 1 | 0 |

2023 Tennessee Titans

| Date | Opp | W/L | P/S | Tot | Solo | Asst | Sk | - Yds | QBP | TFL | Int | - Yds | -TD | PD | FF | FR | - Yds | SpT |
|---------------|-------|-----|-----|------------|------------|-----------|----------|----------|------------|------------|----------|----------|----------|----------|----------|----------|----------|----------|
| Sept 10 | @ NO | L | p | 0 | 0 | 0 | 0.0 | 0.0 | 0 | 1 | 0 | 0 | 0 | 0 | 0 | 0 | 0 | 0 |
| Sept 17 | LAC | W | p | 1 | 0 | 1 | 0.0 | 0.0 | 0 | 0 | 0 | 0 | 0 | 0 | 0 | 0 | 0 | 1 |
| Sept 24 | @ Cle | L | p | 2 | 0 | 2 | 0.0 | 0.0 | 0 | 0 | 0 | 0 | 0 | 0 | 0 | 0 | 0 | 0 |
| Oct 1 | Cin | W | p | 1 | 1 | 0 | 0.0 | 0.0 | 0 | 1 | 0 | 0 | 0 | 0 | 0 | 0 | 0 | 0 |
| Oct 8 | @ Ind | L | p | 0 | 0 | 0 | 0.0 | 0.0 | 0 | 0 | 0 | 0 | 0 | 0 | 0 | 0 | 0 | 0 |
| Oct 15 | Bal | L | p | 1 | 1 | 0 | 0.0 | 0.0 | 0 | 0 | 0 | 0 | 0 | 0 | 0 | 0 | 0 | 0 |
| Oct 29 | Atl | W | IA | | | | | | | | | | | | | | | |
| Nov 2 | @ Pit | L | p | 0 | 0 | 0 | 0.0 | 0.0 | 0 | 0 | 0 | 0 | 0 | 0 | 0 | 0 | 0 | 0 |
| Nov 12 | @ TB | L | IA | | | | | | | | | | | | | | | |
| Nov 19 | @ Jax | L | p | 2 | 1 | 1 | 0.0 | 0.0 | 2 | 1 | 0 | 0 | 0 | 1 | 0 | 0 | 0 | 0 |
| Nov 26 | Car | W | p | 4 | 2 | 2 | 0.0 | 0.0 | 2 | 1 | 0 | 0 | 0 | 0 | 0 | 0 | 0 | 0 |
| Dec 3 | Ind | | | | | | | | | | | | | | | | | |
| Dec 11 | @ Mia | | | | | | | | | | | | | | | | | |
| Dec 17 | Hou | | | | | | | | | | | | | | | | | |
| Dec 24 | Sea | | | | | | | | | | | | | | | | | |
| Dec 31 | @ Hou | | | | | | | | | | | | | | | | | |
| Jan 6/7 | Jax | | | | | | | | | | | | | | | | | |
| Totals | | | | 4-7 | 9/0 | 11 | 5 | 6 | 0.0 | 0.0 | 5 | 3 | 0 | 0 | 0 | 1 | 0 | 0 |

RASHAD WEAVER'S NFL STATISTICS

| REGULAR SEASON | | TACKLES | | | | | | | | | INTERCEPTIONS | | | | | FUMBLES | | | |
|-------------------|-----------|-----------|----------|-----------|-----------|-----------|------------|-------------|-----------|-----------|---------------|----------|----------|----------|----------|----------|----------|----------|----------|
| Year | Team | GP | GS | Tot | Solo | Asst | Sk | Yds | QBP | TFL | No | Yds | Lg | TD | PD | FF | FR | Yds | SpT |
| 2021 | Tennessee | 2 | 0 | 2 | 0 | 2 | 0.0 | 0.0 | 0 | 0 | 0 | 0 | 0 | 0 | 0 | 0 | 0 | 0 | 0 |
| 2022 | Tennessee | 16 | 4 | 27 | 18 | 9 | 5.5 | 27.0 | 39 | 7 | 0 | 0 | 0 | 0 | 6 | 2 | 1 | 0 | 0 |
| 2023 | Tennessee | 9 | 0 | 11 | 5 | 6 | 0.0 | 0.0 | 5 | 3 | 0 | 0 | 0 | 0 | 1 | 0 | 0 | 0 | 1 |
| NFL Totals | | 27 | 4 | 40 | 23 | 17 | 5.5 | 27.0 | 44 | 10 | 0 | 0 | 0 | 0 | 7 | 2 | 1 | 0 | 1 |

Single-Game Highs

Tackles - **4 (Twice, last vs. Carolina 11/26/23)**

Sacks - 2 vs. N.Y. Giants (9/11/22)

Tackles for Loss - 2 vs. N.Y. Giants (9/11/22)

Quarterback Pressures - 8 vs. Denver (11/13/22)

Forced Fumbles - 1 (Twice, last vs. Denver 11/13/22)

Fumble Recoveries - 1 at Jacksonville (1/7/23)

Passes Defensed - 2 vs. Jacksonville (12/11/22)

Special Teams Tackles - **1 vs. L.A. Chargers (9/17/23)**



88 TREVON WESCO

TIGHT END • 6'3" • 267 LBS • COLLEGE: WEST VIRGINIA
ACQUIRED: UNRESTRICTED FREE AGENT (CHI) - 2023
NFL EXPERIENCE (NFL/TITANS): 5/1 • HOMETOWN: MARTINSBURG, W.VA.
GAMES PLAYED/GAMES STARTED: 65/22 (PLAYOFFS: 0/0)



PRO: The Titans signed unrestricted free agent Trevon Wesco during the 2023 offseason to add depth and a strong blocking ability to the tight end room. Prior to his arrival in Tennessee, Wesco spent the 2022 season with the Chicago Bears. The 6-foot-3-inch, 267-pounder was originally selected by the New York Jets in the fourth round (121st overall) of the 2019 NFL Draft and spent his first three seasons with the club.

TITANS TIDBITS:

- Wesco earned a pair of awards as a senior at West Virginia. He was named by the team's coaches as the recipient of the Ed Pastilong Captain's Award, which recognizes two players who excel on the field, in the classroom and as men. He was also selected as the team's Curtis Jones Jr. Achievement Award recipient. The award is presented annually to a student-athlete that performs admirably on the field and in the classroom.
- Wesco will reunite with Titans tight ends coach Tony Dews, who coached at West Virginia for a season while Wesco was a Mountaineer.

CAREER TRANSACTIONS:

- The Martinsburg W.Va., native was selected by the New York Jets in the fourth round (121st overall) of the 2019 NFL Draft.
- Waived by the Jets on Aug. 30, 2022.
- Claimed off waivers by the Chicago Bears on Aug. 31, 2022.
- Signed by the Titans as an unrestricted free agent on March 31, 2023.

SEASON RECAPS:

2023 (11/9 - Tennessee):

- At New Orleans (9/10), started at tight end in his Titans debut.
- Against L.A. Chargers (9/17), played as a reserve at tight end and helped block for Titans' rushers gain 141 yards on the ground.
- At Cleveland (9/24), started at tight end.
- Against Cincinnati (10/1), started at tight end and helped block for Titans' ball carriers to accumulate 173 yards on the ground.
- At Indianapolis (10/8), played as a reserve at tight end and hauled in a 21-yard reception on third-and-one during the Titans' opening scoring drive.
- In London, against Baltimore (10/15), started at tight end.
- Against Atlanta (10/29), started at tight end and protected for an offensive unit that accumulated 375 total yards, including a 101-yard rushing performance by Derrick Henry.
- At Pittsburgh (11/2), started at tight end.
- At Tampa Bay (11/12), started at tight end.
- At Jacksonville (11/19), started at tight end.
- Against Carolina (11/26), started at tight end.

2022 (14/1 - Chicago): Played in 14 games with one start at tight end and totaled two receptions for 26 yards. Was inactive for three contests.

- At N.Y. Giants (10/2), made his first and only start of the season and recorded one reception for 23 yards.

2021 (12/7 - N.Y. Jets): Appeared in 12 games with seven starts at tight end and collected three receptions for 35 yards. Was inactive for three games. Placed on injured reserve on Dec. 27 and missed the final two contests.

- At Indianapolis (11/4), had his first multi-reception game with two receptions for 16 yards.
- At Miami (11/21), recorded a season-long 19 yard reception.

2020 (12/4 - N.Y. Jets): Played in 12 games with four starts and tallied one reception for five yards. Placed on injured reserve on Nov. 9 and missed four contests before being designed to return on Dec. 12.

2019 (16/1 - N.Y. Jets): Saw action in all 16 games with one start as a rookie and notched two receptions for 47 yards.

- Against Pittsburgh (12/22), recorded one reception for a career-long 32 yards.

COLLEGE:

- Played in 35 games with 10 starts for West Virginia and finished his three-year Mountaineer career with 28 receptions for 373 yards and two touchdowns. Spent his first two years at Lackawanna College in Pennsylvania where he was recognized as a top 50 junior college player before an injury caused him to redshirt his sophomore year.
- As a senior (2018), played in 12 games with 10 starts and recorded 26 receptions for 366 yards with a touchdown. Was named All-Big 12 first team and was the fifth-leading receiver for the season.
- As a junior (2017), played in 13 games as a tight end recording one reception for one yard and caught a two-point conversion against Utah.
- As a redshirt sophomore (2016), appeared in 10 games while adding depth at tight end and on special teams. Had a six-yard touchdown catch at Iowa State for his first catch and touchdown for the Mountaineers.
- As a sophomore (2015), missed the season at Lackawanna College due to injury and redshirted.
- As a freshman (2014), finished the season with five receptions for 47 yards at Lackawanna College.
- Graduated in 2018 with his bachelor's degree in multidisciplinary studies.

PERSONAL:

- Attended Musselman (Inwood, W.Va.) High School and was an all-state football and basketball player.
- Finished his prep career as the Applemen's all-time leading scorer on the basketball court, while also turning in a record-breaking career as a receiver and quarterback.
- Was a three-star recruit according to ESPN, Rivals, 247Sports and PrepStar.
- Son of Christie Linaburg and is one of two children.
- Follow Trevon on Twitter @twesco12 and on Instagram @wesco88
- Born Trevon Wesco on Sept. 12, 1995 in Martinsburg, W.Va.

TREVON WESCO'S GAME-BY-GAME

2019 New York Jets

| Date | Opp. | W/L | P/S | RECEIVING | | | | |
|---------------|-------|------------|-------------|-----------|-----------|-------------|-----------|----------|
| | | | | No | Yds | Avg | Lg | TD |
| Sept 8 | Buf | L | p | 0 | 0 | - | 0 | 0 |
| Sept 16 | Cle | L | p | 0 | 0 | - | 0 | 0 |
| Sept 22 | @ NE | L | p | 0 | 0 | - | 0 | 0 |
| Oct 6 | @ Phi | L | S | 0 | 0 | - | 0 | 0 |
| Oct 13 | Dal | W | p | 0 | 0 | - | 0 | 0 |
| Oct 21 | NE | L | p | 0 | 0 | - | 0 | 0 |
| Oct 27 | @ Jax | L | p | 0 | 0 | - | 0 | 0 |
| Nov 3 | @ Mia | L | p | 0 | 0 | - | 0 | 0 |
| Nov 10 | NYG | W | p | 1 | 15 | 15.0 | 15 | 0 |
| Nov 17 | @ Was | W | p | 0 | 0 | - | 0 | 0 |
| Nov 24 | Oak | W | p | 0 | 0 | - | 0 | 0 |
| Dec 1 | @ Cin | L | p | 0 | 0 | - | 0 | 0 |
| Dec 8 | Mia | W | p | 0 | 0 | - | 0 | 0 |
| Dec 12 | @ Bal | L | p | 0 | 0 | - | 0 | 0 |
| Dec 22 | Pit | W | p | 1 | 32 | 32 | 32 | 0 |
| Dec 29 | @ Buf | W | p | 0 | 0 | - | 0 | 0 |
| Totals | | 7-9 | 16/1 | 2 | 47 | 23.5 | 32 | 0 |

2020 New York Jets

| Date | Opp. | W/L | P/S | RECEIVING | | | | |
|---------------|-------|-------------|-------------|-----------|----------|------------|----------|----------|
| | | | | No | Yds | Avg | Lg | TD |
| Sept 13 | @ Buf | L | p | 0 | 0 | - | 0 | 0 |
| Sept 20 | SF | L | S | 0 | 0 | - | 0 | 0 |
| Sept 27 | @ Ind | L | p | 0 | 0 | - | 0 | 0 |
| Oct 1 | Den | L | p | 0 | 0 | - | 0 | 0 |
| Oct 11 | Ari | L | p | 1 | 5 | 5.0 | 5 | 0 |
| Oct 18 | @ Mia | L | p | 0 | 0 | - | 0 | 0 |
| Oct 25 | Buf | L | p | 0 | 0 | - | 0 | 0 |
| Nov 1 | @ KC | L | S | 0 | 0 | - | 0 | 0 |
| Nov 9 | NE | L | IR | | | | | |
| Nov 22 | @ LAC | L | IR | | | | | |
| Nov 29 | Mia | L | IR | | | | | |
| Dec 6 | LV | L | IR | | | | | |
| Dec 13 | @ Sea | L | S | 0 | 0 | - | 0 | 0 |
| Dec 20 | @ LAR | W | p | 0 | 0 | - | 0 | 0 |
| Dec 27 | Cle | W | p | 0 | 0 | - | 0 | 0 |
| Jan 3 | @ NE | L | S | 0 | 0 | - | 0 | 0 |
| Totals | | 2-14 | 12/4 | 1 | 5 | 5.0 | 5 | 0 |

2021 New York Jets

| Date | Opp. | W/L | P/S | RECEIVING | | | | |
|---------|-------|-----|-----|-----------|-----|-----|----|----|
| | | | | No | Yds | Avg | Lg | TD |
| Sept 12 | @ Car | L | S | 0 | 0 | - | 0 | 0 |
| Sept 19 | NE | L | p | 0 | 0 | - | 0 | 0 |
| Sept 26 | @ Den | L | p | 0 | 0 | - | 0 | 0 |
| Oct 3 | Ten | W | S | 0 | 0 | - | 0 | 0 |
| Oct 10 | @ Atl | L | S | 0 | 0 | - | 0 | 0 |
| Oct 24 | @ NE | L | S | 0 | 0 | - | 0 | 0 |
| Oct 31 | Cin | W | IA | | | | | |
| Nov 4 | @ Ind | L | p | 2 | 16 | 8.0 | 10 | 0 |
| Nov 14 | Buf | L | p | 0 | 0 | - | 0 | 0 |
| Nov 21 | Mia | L | S | 0 | 0 | - | 0 | 0 |

| | | | | | | | | |
|---------------|-------|-------------|-------------|----------|-----------|-------------|-----------|----------|
| Nov 28 | @ Hou | W | p | 0 | 0 | - | 0 | 0 |
| Dec 5 | Phi | L | IA | | | | | |
| Dec 12 | NO | L | IA | | | | | |
| Dec 19 | @ Mia | L | S | 1 | 19 | 19.0 | 19 | 0 |
| Dec 26 | Jax | W | S | 0 | 0 | - | 0 | 0 |
| Jan 2 | TB | L | IR | | | | | |
| Jan 9 | @ Buf | L | IR | | | | | |
| Totals | | 13-4 | 12/7 | 3 | 35 | 11.7 | 19 | 0 |

2022 Chicago Bears

| Date | Opp. | W/L | P/S | RECEIVING | | | | |
|---------------|-------|-------------|-------------|-----------|-----------|-------------|-----------|----------|
| | | | | No | Yds | Avg | Lg | TD |
| Sept 11 | SF | W | IA | | | | | |
| Sept 18 | @ GB | L | p | 0 | 0 | - | 0 | 0 |
| Sept 25 | Hou | W | p | 0 | 0 | - | 0 | 0 |
| Oct 2 | @ NYG | L | S | 1 | 23 | 23.0 | 23 | 0 |
| Oct 9 | @ Min | L | p | 0 | 0 | - | 0 | 0 |
| Oct 13 | Was | L | p | 0 | 0 | - | 0 | 0 |
| Oct 24 | @ NE | W | p | 0 | 0 | - | 0 | 0 |
| Oct 30 | @ Dal | L | p | 0 | 0 | - | 0 | 0 |
| Nov 6 | Mia | L | p | 0 | 0 | - | 0 | 0 |
| Nov 13 | Det | L | p | 0 | 0 | - | 0 | 0 |
| Nov 20 | @ Atl | L | p | 0 | 0 | - | 0 | 0 |
| Nov 27 | @ NYJ | L | p | 1 | 3 | 3.0 | 3 | 0 |
| Dec 4 | GB | L | p | 0 | 0 | - | 0 | 0 |
| Dec 18 | Phi | L | IA | | | | | |
| Dec 24 | Buf | L | IA | | | | | |
| Jan 1 | @ Det | L | p | 0 | 0 | - | 0 | 0 |
| Jan 8 | Min | L | p | 0 | 0 | 0- | 0 | 0 |
| Totals | | 14-3 | 14/1 | 2 | 26 | 13.0 | 23 | 0 |

2023 Tennessee Titans

| Date | Opp. | W/L | P/S | RECEIVING | | | | |
|---------------|-------|------------|-------------|-----------|-----------|-------------|-----------|----------|
| | | | | No | Yds | Avg | Lg | TD |
| Sept 10 | @ NO | L | S | 0 | 0 | - | 0 | 0 |
| Sept 17 | LAC | W | p | 0 | 0 | - | 0 | 0 |
| Sept 24 | @ Cle | L | S | 0 | 0 | - | 0 | 0 |
| Oct 1 | Cin | W | S | 0 | 0 | - | 0 | 0 |
| Oct 8 | @ Ind | L | p | 1 | 21 | 21.0 | 21 | 0 |
| Oct 15 | Bal | L | S | 0 | 0 | - | 0 | 0 |
| Oct 29 | Atl | W | S | 0 | 0 | - | 0 | 0 |
| Nov 2 | @ Pit | L | S | 0 | 0 | - | 0 | 0 |
| Nov 12 | @ TB | L | S | 0 | 0 | - | 0 | 0 |
| Nov 19 | @ Jax | L | S | 0 | 0 | - | 0 | 0 |
| Nov 26 | Car | W | S | 0 | 0 | - | 0 | 0 |
| Dec 3 | Ind | | | | | | | |
| Dec 11 | @ Mia | | | | | | | |
| Dec 17 | Hou | | | | | | | |
| Dec 24 | Sea | | | | | | | |
| Dec 31 | @ Hou | | | | | | | |
| Jan 6/7 | Jax | | | | | | | |
| Totals | | 4-7 | 11/9 | 1 | 21 | 21.0 | 21 | 0 |

TREVON WESCO'S NFL STATISTICS

REGULAR SEASON

| Year | Team | GP | GS | RECEIVING | | | | | RUSHING | | | | |
|-------------------|---------------|-----------|-----------|-----------|------------|-------------|-----------|----------|----------|----------|------------|----------|----------|
| | | | | No | Yds | Avg | Lg | TD | Att | Yds | Avg | Lg | TD |
| 2019 | New York Jets | 16 | 1 | 2 | 47 | 23.5 | 32 | 0 | 1 | 2 | 2.0 | 2 | 0 |
| 2020 | New York Jets | 12 | 4 | 1 | 5 | 5.0 | 5 | 0 | 1 | 0 | 0.0 | 0 | 0 |
| 2021 | New York Jets | 12 | 7 | 3 | 35 | 11.7 | 19 | 0 | 0 | 0 | - | 0 | 0 |
| 2022 | Chicago | 14 | 1 | 2 | 26 | 13.0 | 23 | 0 | 0 | 0 | - | 0 | 0 |
| 2023 | Tennessee | 11 | 9 | 1 | 21 | 21.0 | 21 | 0 | 0 | 0 | - | 0 | 0 |
| NFL Totals | | 65 | 22 | 9 | 134 | 14.9 | 32 | 0 | 2 | 2 | 1.0 | 2 | 0 |

Single-Game Highs

Receptions - 2 at Indianapolis (11/4/21)
 Receiving Yards - 32 vs. Pittsburgh (12/22/19)
 Long Reception - 32 vs. Pittsburgh (12/22/19)

Additional Statistics

Special Teams Tackles - 2 (2019), 3 (2021), 1 (2022)
 Fumble Recoveries - 1 (2019), 1 (2021)



15 NICK WESTBROOK-IKHINE

WIDE RECEIVER • 6'2" • 211 LBS • COLLEGE: INDIANA
ACQUIRED: FREE AGENT - 2020 • NFL EXPERIENCE (NFL/TITANS): 4/4
HOMETOWN: LAKE MARY, FLA.
GAMES PLAYED/GAMES STARTED: 58/27 (PLAYOFFS: 2/0)



PRO: The Titans signed Nick Westbrook-Ikhine as a rookie free agent following the 2020 NFL Draft. The 6-foot-2-inch, 211-pounder provides versatility to the passing game with his ability to line up in multiple positions, while also contributing on special teams. After a rookie season in which he participated in 14 contests primarily on special teams and as a reserve at wide receiver, he totaled 33 games and 20 starts from 2021 to 2022. During those two seasons, he led the Titans in receiving yards (873) and touchdown catches (seven), and his 63 receptions in that time tied for first place. The Lake Mary, Fla., native appeared in 52 games with 36 starts and totaled 144 receptions for 2,226 yards with 16 touchdowns over four seasons at Indiana.

CAREER HIGHLIGHTS:

- In 2022, Westbrook-Ikhine recorded a career-high 13 starts, posting 25 catches for 397 yards and three touchdowns.
- In 2021, he set career marks in receptions (38), receiving yards (476) and touchdowns (four). His receptions, receiving yards and receiving touchdowns ranked second on the team.
- In 2021, Westbrook-Ikhine registered his first career 100-yard receiving game with seven catches for 107 yards against Houston (11/21/21).
- As a rookie in 2020, Westbrook-Ikhine saw action in 14 games with one start and collected three receptions for 33 yards.

TITANS TIDBITS:

- As an avid dog lover, Westbrook-Ikhine took care of dogs while in college through the popular app "Rover." Westbrook-Ikhine joined Rover the summer before his senior year at Indiana, and he would set his rate \$10-15 lower than the average price to ensure he was selected as a dog-sitter. Westbrook-Ikhine would bring the dogs everywhere with him, even to Indiana's indoor field, and would let the dogs run around on the turf. He has his own rescue dog now named Winston.
- In 2021, Westbrook-Ikhine was named the team's Ed Block Courage Award recipient.

CAREER TRANSACTIONS:

- The Lake Mary, Fla., native was signed by the Titans as a rookie free agent on May 7, 2020.
- Waived by the Titans on Sept. 5, 2020 and signed to the practice squad a day later.
- Activated from the practice squad to the active roster standard elevation on Sept. 14, 2020.
- Signed by the Titans from the practice squad to the active roster on Sept. 16, 2020.

SEASON RECAPS:

- 2023 (11/6):** Ranks second on the team with 281 receiving yards and three receiving touchdowns. Has led the team in receiving yards once in 2023 (vs. CIN). Has led or tied for the team lead in receptions twice in 2023 (vs. BAL, vs. CAR).
- At New Orleans (9/10), played as a reserve at wide receiver and finished second on the team with four catches and 58 receiving yards. Extended the Titans' final scoring drive with a 21-yard grab on third-and-two in the fourth quarter.
 - Against L.A. Chargers (9/17), started at wide receiver and caught three passes for 25 yards with a touchdown. Got open in the end zone for a four-yard touchdown reception and a 24-21 lead with 2:25 remaining in regulation.
 - At Cleveland (9/24), played as a reserve at wide receiver in his 50th career regular season game.

- Against Cincinnati (10/1), started at wide receiver and led the team with five receptions for 51 yards with a score. Gave the Titans a 10-3 lead with a 13-yard touchdown grab in the second quarter.
- At Indianapolis (10/8), started at wide receiver and caught one pass for nine yards.
- In London, against Baltimore (10/15), started at wide receiver and led the team with three catches for 25 yards.
- Against Atlanta (10/29), played as a reserve at wide receiver and hauled in a 33-yard touchdown pass. Got open behind the defense for a 33-yard deep shot from Will Levis to give the Titans a 28-16 advantage in the fourth quarter.
- At Pittsburgh (11/2), played as a reserve at wide receiver and snared one reception for 23 yards. Extended the Titans' touchdown drive with a 23-yard grab on third-and-13 in the second quarter.
- At Tampa Bay (11/12), saw action as a reserve at wide receiver and caught one pass for nine yards.
- At Jacksonville (11/19), started at wide receiver and hauled in one pass for seven yards.
- Against Carolina (11/26), started at wide receiver and tied for the team lead with four receptions for 41 yards. Set up the Titans' field goal just before halftime with an 18-yard grab on third-and-one with less than 10 seconds remaining in the second stanza.

- 2022 (17/13):** Played in all 17 games with 13 starts at wide receiver and registered 25 receptions for 397 yards with three touchdowns. Led the team in receiving yards twice in 2022 (at WAS, vs. DEN). Tied for the team lead in receptions twice in 2022 (vs. DEN, vs. CIN). Has two career 100-yard receiving performances, including one in 2022 (vs. DEN). Registered a career-high two receiving touchdowns against Denver (11/13/22).
- At Buffalo (9/19), started at wide receiver and helped set up the Titans' touchdown with a 13-yard, toe-drag grab down to the Bills' two-yard line during the opening drive.
 - Against Las Vegas (9/25), started at wide receiver and hauled in three passes for 40 yards. Kept the Titans' third touchdown drive alive with a 10-yard catch on third-and-three in the second quarter.
 - At Washington (10/9), started at wide receiver and snared two receptions for a team-best 72 receiving yards. Set up the Titans' game-winning touchdown with a career-long 61-yard grab to the Washington 12-yard line in the third quarter.
 - Against Denver (11/13), started at wide receiver and set career-highs with 119 receiving yards and two receiving touchdowns on five total catches. Cut the Broncos' lead to 10-7 with a nine-yard, toe-drag touchdown grab in the corner of the end zone on third-and-goal with 12 seconds remaining in the first half. Gave the Titans a 14-10 advantage with a 63-yard touchdown catch on a flea flicker in the third quarter.
 - Against Cincinnati (11/27), started at wide receiver and tied for the team lead with four catches for 58 yards. Extended the Titans' initial scoring drive with a 25-yard grab on third-and-10 late in the first quarter.
 - Against Jacksonville (12/11), started at wide receiver and caught three passes for 23 yards with a touchdown. Extended the Titans' opening touchdown drive with a 13-yard grab on third-and-five in the opening quarter. Snared a two-yard touchdown pass in the corner of the end zone in the fourth quarter.

- 2021 (16/7, 1/0):** Saw action in 16 games with seven starts at wide receiver and ranked second on the team with 38 receptions, 476 receiving yards and four receiving touchdowns, establishing career highs in each category. Collected three special teams tackles on coverage units. Was inactive for one game. Played as a reserve in the postseason contest. Led or tied for

the team lead in receptions three times in 2021 (vPs. IND, at NE, at PIT). Led the team in receiving yards five times in 2021 (vs. IND, vs. HOU, at NE, at PIT, at HOU). Tied for the team lead in special teams tackles once in 2021 (vs. BUF). Named the team's Ed Block Courage Award recipient.

- Against Arizona (9/12), played as a reserve at wide receiver and on special teams. Set up the Titans' first touchdown with a 10-yard catch down to the Cardinals' one-yard line on third-and-10 in the second quarter.
- Against Indianapolis (9/26), started at wide receiver and led the team with a then-career-high four catches and a then-career-best 53 receiving yards with his first career touchdown. Corralled his first career touchdown reception on an 18-yard slant to give the Titans a 14-7 lead in the second quarter. Drew a 30-yard pass interference penalty during the Titans' third touchdown drive early in the fourth quarter.
- Against Buffalo (10/18), saw action as a reserve at wide receiver and caught three passes for 27 yards. Registered a special teams stop on coverage units. Hauled in all three receptions for 27 yards, including an eight-yard grab on third-and-six during the Titans' game-winning touchdown drive in the fourth quarter.
- At Indianapolis (10/31), played as a reserve at wide receiver and caught two passes for 16 yards with a touchdown. Posted a special teams tackle on coverage units. Gave the Titans a 21-17 lead with a five-yard touchdown catch on third-and-four in the third stanza.
- At L.A. Rams (11/7), saw action as a reserve at wide receiver and caught one pass for 14 yards. Extended the Titans' second touchdown drive with a 14-yard grab on third-and-four in the second quarter.
- Against New Orleans (11/14), started at wide receiver and hauled in one reception for 10 yards. Recovered the Saints' onside kick late in the fourth quarter which sealed the victory.
- Against Houston (11/21), led the team with a career-high 107 receiving yards on a career-best seven receptions. Kept the Titans' touchdown drive alive in the third quarter with an 16-yard reception on third-and-nine.
- At New England (11/28), started at wide receiver and tied for the team lead with two receptions for a team-high 25 yards with a touchdown. Cut the Patriots lead to 7-6 with a one-yard touchdown catch from Ryan Tannehill on third-and-one early in the second quarter.
- At Pittsburgh (12/19), started at wide receiver and tied for the team lead with four catches for a team-best 32 receiving yards.
- Against San Francisco (12/23), played as a reserve at wide receiver and snared two receptions for 38 yards. Extended the Titans' first scoring drive with a 24-yard reception on third-and-15 in the third quarter.
- At Houston (1/9), played as a reserve at wide receiver and led the team with 78 receiving yards on four catches with a touchdown. Hauled in a 29-yard reception over the middle and between two defenders in the opening quarter. Snared a four-yard touchdown pass with 11 seconds remaining in the first half. Got open after Tannehill somehow eluded a sack and snagged a 36-yard completion on third-and-five in the fourth quarter.
- Against Cincinnati (1/22), saw action as a reserve at wide receiver in the divisional playoff match.

2020 (14/1, 1/0): Appeared in 14 games with one start at wide receiver as a rookie and caught three passes for 33 yards. Collected two special teams tackles on coverage units. Was inactive for two games. Saw action as a reserve in the postseason contest and caught two passes for 17 yards and led the team with a special teams tackle. Led or tied for the team lead in special teams tackles twice in 2020 (at HOU, vs. BAL). Made his NFL debut against Jacksonville (9/20/20). Made his first career start against Houston (10/18/20).

- Against Jacksonville (9/20), played as a reserve on special teams and at wide receiver in his first NFL contest.
- Against Buffalo (10/13), played significant snaps as a reserve at wide receiver and notched his first career NFL reception for seven yards.
- Against Houston (10/18), made his first career start at wide receiver and hauled in a two-point conversion in the fourth quarter. Increased the Titans' lead to 29-23 with a two-point conversion grab in the back of the endzone in the fourth quarter.
- At Baltimore (11/22), played as a reserve on special teams and caught one pass from Logan Woodside for seven yards on a fake punt in the second quarter.
- Against Detroit (12/20), played as a reserve on special teams. Notched a tackle on defense and a special teams stop on coverage units. Raced down the field as a gunner and stonewalled Jamal Agnew for a one-yard loss on a punt return in the third quarter. Sniffed out a fake punt and stuffed C.J. Moore one yard short of the first down in the fourth quarter.
- At Green Bay (12/27), saw action as a reserve at wide receiver and on special teams. Hauled in one pass for 19 yards.

- At Houston (1/3), played as a reserve at wide receiver and on special teams in the Titans' division-clinching victory. Notched a special teams tackle on coverage units.
- Against Baltimore (1/10), saw action as a reserve at wide receiver and caught two passes for 17 yards in his postseason debut. Registered a special teams tackle on coverage units.

COLLEGE:

- Appeared in 52 games with 36 starts and totaled 144 receptions for 2,226 yards with 16 touchdowns over four seasons at Indiana. Ranked sixth in school history in catches, seventh in yardage and touchdowns, and tied for seventh in 100-yard receiving games (six). Became the seventh Hoosier to reach 125 receptions and 2,000 yards.
- As a senior (2019), appeared in all 13 games and made 12 starts. Caught 42 passes for 572 yards and a team-high five touchdowns. Named as a William V. Campbell Trophy semifinalist.
- As a redshirt junior (2018), started all 12 games and made 42 catches for a team-leading 590 yards and four touchdowns. Named to the Biletnikoff Award Watch List.
- As a junior (2017), received a medical redshirt after suffering a season-ending injury in the season opener.
- As a sophomore (2016), saw action in all 13 games and made 12 starts. Made 54 receptions for 995 yards and six touchdowns, all of which were career-high marks. His 995 yards led the team and ranked seventh on Indiana's single-season list.
- As a freshman (2015), appeared in all 13 games and made six receptions for 69 yards and one touchdown.
- Graduated in December 2019 with a business marketing degree from Indiana.

PERSONAL:

- Attended Lake Mary (Fla.) High School where he was named first team all-state, all-district and All-Central Florida as a senior after he recorded 84 receptions for 1,853 yards and 21 touchdowns.
- Caught 52 passes for 826 yards and 13 scores as a junior.
- Also lettered in track and field and lacrosse.
- Son of Amy and Jeff Nickel.
- Follow Westbrook-Ikhine on Twitter at @nick_west15 and on Instagram at @nickwestbrook15.
- Born Nicholas Westbrook-Ikhine on March 21, 1997 in Lake Mary, Fla.

NICK WESTBROOK-IKHINE'S GAME-BY-GAME

2020 Tennessee Titans

| Date | Opp. | W/L | P/S | RECEIVING | | | | |
|-----------------|-------|-------------|-------------|-----------|-----------|-------------|-----------|----------|
| | | | | No | Yds | Avg | Lg | TD |
| Sept 14 | @ Den | W | IA | | | | | |
| Sept 20 | Jax | W | p | 0 | 0 | - | 0 | 0 |
| Sept 27 | @ Min | W | p | 0 | 0 | - | 0 | 0 |
| Oct 13 | Buf | W | p | 1 | 7 | 7.0 | 7 | 0 |
| Oct 18 | Hou | W | S | 0 | 0 | - | 0 | 0 |
| Oct 25 | Pit | L | p | 0 | 0 | - | 0 | 0 |
| Nov 1 | @ Cin | L | p | 0 | 0 | - | 0 | 0 |
| Nov 8 | Chi | W | p | 0 | 0 | - | 0 | 0 |
| Nov 12 | Ind | L | p | 0 | 0 | - | 0 | 0 |
| Nov 22 | @ Bal | W | p | 1 | 7 | 7.0 | 7 | 0 |
| Nov 29 | @ Ind | W | p | 0 | 0 | - | 0 | 0 |
| Dec 6 | Cle | L | IA | | | | | |
| Dec 13 | @ Jax | W | p | 0 | 0 | - | 0 | 0 |
| Dec 20 | Det | W | p | 0 | 0 | - | 0 | 0 |
| Dec 27 | @ GB | L | p | 1 | 19 | 19.0 | 19 | 0 |
| Jan 3 | @ Hou | W | p | 0 | 0 | - | 0 | 0 |
| Totals | | 11-5 | 14/1 | 3 | 33 | 11.0 | 19 | 0 |
| Playoffs | | | | | | | | |
| Jan 10 | Bal | L | p | 2 | 17 | 8.5 | 12 | 0 |
| Totals | | 0-1 | 1/0 | 2 | 17 | 8.5 | 12 | 0 |

2021 Tennessee Titans

| Date | Opp. | W/L | P/S | RECEIVING | | | | |
|-----------------|-------|-------------|-------------|-----------|------------|-------------|-----------|----------|
| | | | | No | Yds | Avg | Lg | TD |
| Sept 12 | Ari | L | p | 1 | 10 | 10.0 | 10 | 0 |
| Sept 19 | @ Sea | W | p | 1 | 6 | 6.0 | 6 | 0 |
| Sept 26 | Ind | W | S | 4 | 53 | 13.3 | 18t | 1 |
| Oct 3 | @ NYJ | L | S | 3 | 29 | 9.7 | 18 | 0 |
| Oct 10 | @ Jax | W | IA | | | | | |
| Oct 18 | Buf | W | p | 3 | 27 | 9.0 | 14 | 0 |
| Oct 24 | KC | W | p | 0 | 0 | - | 0 | 0 |
| Oct 31 | @ Ind | W | p | 2 | 16 | 8.0 | 11 | 1 |
| Nov 7 | @ LAR | W | p | 1 | 14 | 14.0 | 14 | 0 |
| Nov 14 | NO | W | S | 1 | 10 | 10.0 | 10 | 0 |
| Nov 21 | Hou | L | p | 7 | 107 | 15.3 | 46 | 0 |
| Nov 28 | @ NE | L | S | 2 | 25 | 12.5 | 24 | 1 |
| Dec 12 | Jax | W | S | 3 | 31 | 10.3 | 15 | 0 |
| Dec 19 | @ Pit | L | S | 4 | 32 | 8.0 | 12 | 0 |
| Dec 23 | SF | W | p | 2 | 38 | 19.0 | 24 | 0 |
| Jan 2 | Mia | W | S | 0 | 0 | - | 0 | 0 |
| Jan 9 | @ Hou | W | p | 4 | 78 | 19.5 | 36 | 1 |
| Totals | | 12-5 | 16/7 | 38 | 476 | 12.5 | 46 | 4 |
| Playoffs | | | | | | | | |
| Jan 22 | Cin | L | p | 0 | 0 | - | 0 | 0 |
| Totals | | 0-1 | 1/0 | 0 | 0 | - | 0 | 0 |

2022 Tennessee Titans

| Date | Opp. | W/L | P/S | RECEIVING | | | | |
|---------------|-------|-------------|--------------|-----------|------------|-------------|------------|----------|
| | | | | No | Yds | Avg | Lg | TD |
| Sept 11 | NYG | L | S | 1 | 13 | 13.0 | 13 | 0 |
| Sept 19 | @ Buf | L | S | 1 | 13 | 13.0 | 13 | 0 |
| Sept 25 | LV | W | S | 3 | 40 | 13.3 | 15 | 0 |
| Oct 2 | @ Ind | W | p | 0 | 0 | - | 0 | 0 |
| Oct 9 | @ Was | W | S | 2 | 72 | 36.0 | 61 | 0 |
| Oct 23 | Ind | W | S | 0 | 0 | - | 0 | 0 |
| Oct 30 | @ Hou | W | S | 0 | 0 | - | 0 | 0 |
| Nov 6 | @ KC | L | p | 0 | 0 | - | 0 | 0 |
| Nov 13 | Den | W | S | 5 | 119 | 23.8 | 63t | 2 |
| Nov 17 | @ GB | W | S | 2 | 28 | 14.0 | 19 | 0 |
| Nov 27 | Cin | L | S | 4 | 58 | 14.5 | 25 | 0 |
| Dec 4 | @ Phi | L | p | 1 | 4 | 4.0 | 4 | 0 |
| Dec 11 | Jax | L | S | 3 | 23 | 7.7 | 13 | 1 |
| Dec 18 | @ LAC | L | S | 0 | 0 | - | 0 | 0 |
| Dec 24 | Hou | L | S | 2 | 23 | 11.5 | 14 | 0 |
| Dec 29 | Dal | L | S | 1 | 4 | 4.0 | 4 | 0 |
| Jan 7 | @ Jax | L | p | 0 | 0 | - | 0 | 0 |
| Totals | | 7-10 | 17/13 | 25 | 397 | 15.9 | 63t | 3 |

2023 Tennessee Titans

| Date | Opp. | W/L | P/S | RECEIVING | | | | |
|---------------|-------|------------|-------------|-----------|------------|-------------|------------|----------|
| | | | | No | Yds | Avg | Lg | TD |
| Sept 10 | @ NO | L | p | 4 | 58 | 14.5 | 24 | 0 |
| Sept 17 | LAC | W | S | 3 | 25 | 8.3 | 14 | 1 |
| Sept 24 | @ Cle | L | p | 0 | 0 | - | 0 | 0 |
| Oct 1 | Cin | W | S | 5 | 51 | 10.2 | 22 | 1 |
| Oct 8 | @ Ind | L | S | 1 | 9 | 9.0 | 9 | 0 |
| Oct 15 | Bal | L | S | 3 | 25 | 8.3 | 10 | 0 |
| Oct 29 | Atl | W | p | 1 | 33 | 33.0 | 33t | 1 |
| Nov 2 | @ Pit | L | p | 1 | 23 | 23.0 | 23 | 0 |
| Nov 12 | @ TB | L | p | 1 | 9 | 9.0 | 9 | 0 |
| Nov 19 | @ Jax | L | S | 1 | 7 | 7.0 | 7 | 0 |
| Nov 26 | Car | W | S | 4 | 41 | 10.3 | 18 | 0 |
| Dec 3 | Ind | | | | | | | |
| Dec 11 | @ Mia | | | | | | | |
| Dec 17 | Hou | | | | | | | |
| Dec 24 | Sea | | | | | | | |
| Dec 31 | @ Hou | | | | | | | |
| Jan 6/7 | Jax | | | | | | | |
| Totals | | 4-7 | 11/6 | 24 | 281 | 11.7 | 33t | 3 |

NICK WESTBROOK-IKHINE'S NFL STATISTICS

REGULAR SEASON

| Year | Team | REGULAR SEASON | | RECEIVING | | | | | RUSHING | | | | |
|-------------------|-----------|----------------|-----------|-----------|--------------|-------------|------------|-----------|----------|----------|----------|----------|----------|
| | | GP | GS | No | Yds | Avg | Lg | TD | Att | Yds | Avg | Lg | TD |
| 2020 | Tennessee | 14 | 1 | 3 | 33 | 11.0 | 19 | 0 | 0 | 0 | - | 0 | 0 |
| 2021 | Tennessee | 16 | 7 | 38 | 476 | 12.5 | 46 | 4 | 0 | 0 | - | 0 | 0 |
| 2022 | Tennessee | 17 | 13 | 25 | 397 | 15.9 | 63t | 3 | 0 | 0 | - | 0 | 0 |
| 2023 | Tennessee | 11 | 6 | 24 | 281 | 11.7 | 33t | 3 | 0 | 0 | - | 0 | 0 |
| NFL Totals | | 58 | 27 | 90 | 1,187 | 13.2 | 63t | 10 | 0 | 0 | - | 0 | 0 |

PLAYOFFS

| Year | Team | PLAYOFFS | | RECEIVING | | | | | RUSHING | | | | |
|-------------------|-----------|----------|----------|-----------|-----------|------------|-----------|----------|----------|----------|----------|----------|----------|
| | | GP | GS | No | Yds | Avg | Lg | TD | Att | Yds | Avg | Lg | TD |
| 2020 | Tennessee | 1 | 0 | 2 | 17 | 8.5 | 12 | 0 | 0 | 0 | - | 0 | 0 |
| 2021 | Tennessee | 1 | 0 | 0 | 0 | - | 0 | 0 | 0 | 0 | - | 0 | 0 |
| NFL Totals | | 2 | 0 | 2 | 17 | 8.5 | 12 | 0 | 0 | 0 | - | 0 | 0 |

Single-Game Highs

Receptions - 7 vs. Houston (11/21/21)
 Receiving Yards - 119 vs. Denver (11/13/22)
 Long Reception - 63t vs. Denver (11/13/22)
 Receiving Touchdowns - 2 vs. Denver (11/13/22)

Playoff Single-Game Highs

Receptions - 2 vs. Baltimore (1/10/21)
 Receiving Yards - 17 vs. Baltimore (1/10/21)
 Long Reception - 12 vs. Baltimore (1/10/21)

Additional Career Statistics

Tackles - 1 (2020)
 Special Teams Tackles - 2 (2020), 3 (2021)
 Misc. Tackles - 1 (2020), 1 (2022)
 Two-Point Conversions - 1 reception (2020)
 Fumble Recoveries - 1 (2022)

Additional Career Playoff Statistics

Special Teams Tackles - 1 (2020)



81 JOSH WHYLE

TIGHT END • 6'7" • 248 LBS • COLLEGE: CINCINNATI
ACQUIRED: 5TH ROUND - 2023 • NFL EXPERIENCE (NFL/TITANS): ROOKIE
HOMETOWN: CINCINNATI, OHIO
GAMES PLAYED/GAMES STARTED: 10/3 (PLAYOFFS: 0/0)



PRO: The Titans selected Josh Whyle in the fifth round (147th overall) of the 2023 NFL Draft to bring youth and receiving ability to the tight end corps. The 6-foot-7-inch, 248-pounder appeared in 52 games with 20 starts over five seasons (2018-22) at Cincinnati and caught 88 passes for 1,062 yards with 15 touchdowns. In his final campaign with the Bearcats, Whyle earned first-team All-ACC honors after registering 32 receptions for 326 yards and three touchdowns.

CAREER HIGHLIGHTS:

• Whyle was a three-time All-AAC selection who set the Bearcats' school record for most career receiving touchdowns by a tight end with 15 scoring grabs.

TITANS TIDBITS:

• Whyle had the chance to meet Titans great Delanie Walker at the 2023 NFL Combine and the two tight ends enjoyed dinner together one evening.
• Whyle loves country music and his all-time favorite artists are Johnny Cash, Luke Combs and Kenny Chesney.
• In his free time, Whyle enjoys being outdoors and likes to golf and fish.
• Whyle is a cat lover and has two named Boots and Georgie.

CAREER TRANSACTIONS:

• The Cincinnati, Ohio, native was selected by the Titans in the fifth round (147th overall) of the 2023 NFL Draft.

SEASON RECAPS:

2023 (10/3): Has tied for the team lead in special teams tackles once in 2023 (at IND). Made his NFL debut at New Orleans (9/10/23).
• At New Orleans (9/10), played as a reserve on special teams and saw limited snaps at tight end in his first career NFL contest.
• Against L.A. Chargers (9/17), saw action as a reserve at tight end and on special teams.
• At Cleveland (9/24), played as a reserve at tight end and on special teams.
• Against Cincinnati (10/1), saw action as a reserve at tight end and caught two passes for 26 yards with his first career touchdown. Hauled in his first career catch, a 24-yarder down the seam, during the Titans' first touchdown drive in the second quarter. Got open in the back of the end zone and secured his first career touchdown on a two-yard pass from Derrick Henry late in the second stanza.
• At Indianapolis (10/8), made his first career NFL start at tight end and caught one pass for seven yards. Tied for the team lead with a special teams stop on coverage units.
• In London, against Baltimore (10/15), played as a reserve at tight end and caught one pass for 11 yards before leaving the game with an injury midway through the opening quarter.
• Against Atlanta (10/29), was inactive.
• At Pittsburgh (11/2), saw limited action as a reserve at tight end.
• At Tampa Bay (11/12), started at tight end and caught two passes for 16 yards.
• At Jacksonville (11/19), started at tight end and hauled in one pass for seven yards.
• Against Carolina (11/26), saw action as a reserve at tight end and snared one reception for 11 yards.

COLLEGE:

• In five seasons at Cincinnati (2018-22), Whyle appeared in 52 games with 20 starts and tallied 88 receptions for 1,062 yards with 15 touchdowns with all but two catches coming in his final three seasons. Collected All-

AAC first-team accolades as a senior in 2022, solidifying himself as one of the nation's top all-around tight ends. Set the Cincinnati school record for career touchdown receptions by a tight end (15), breaking Brent Celek's mark.

AS A SENIOR (2022), Appeared in 12 games with 10 starts and collected All-AAC first-team honors. Selected as a team captain and hauled in 32 receptions for 326 yards with three touchdowns.

• At Arkansas (9/3), caught five passes for 38 yards.
• At Southern Methodist (10/22), brought in four receptions for 53 yards in a 29-27 victory.
• At Temple (11/19), tallied a career-high seven receptions for 70 in a 23-3 victory.

AS A JUNIOR (2021), played in 14 games with eight starts and earned All-AAC honorable mention accolades. Ranked second on the squad with six touchdowns to go along with his 332 receiving yards on 26 catches. Scored five touchdowns in four weeks from Oct. 23 to Nov. 12.

• Against Miami (Ohio) (9/4), opened the season with two catches for 32 yards with a touchdown in the win.
• Against Central Florida (10/16), named the Bearcats' Special Teams Player of the Week after blocking his first career punt.
• At Navy (10/23), notched four catches for 60 yards and two touchdowns.
• At Tulane (10/30), named Cincinnati's Offensive Player of the Week after registering four catches for 79 yards and another two touchdowns.
• At South Florida (11/12), tied his then career-high with five catches for 61 yards in the win.

AS A SOPHOMORE (2020), played in 10 games with two starts at tight end and led the team with 353 receiving yards on 28 catches with six touchdowns. Earned third-team All-America honors from Pro Football Focus and second-team All-AAC accolades. According to Pro Football Focus, he generated a 92.9 receiving grade and 2.94 yards per route run avg., both of which trailed only Kyle Pitts for the best among NCAA FBS tight ends.

• Against Austin Peay (9/19), posted three receptions for 61 yards and his first career touchdown in the season opener.
• Against Houston (11/7), snared a season-high five catches for 38 yards with a four-yard touchdown grab.
• At Central Florida (10/29), posted a career-high 81 yards and a 29-yard receiving score in a win.

AS A REDSHIRT FRESHMAN (2019), appeared in all 12 games as a reserve and made a pair of catches for 51 yards. Named to the 2019 AAC All-Academic Team.

• Against UCLA (8/29), notched his first career reception, hauling in a 19-yard pass.
• Against Connecticut (11/9), set a then career-best with a 32-yard catch.

AS A FRESHMAN (2018), redshirted after suffering a preseason injury in training camp which limited his availability early in the season. Utilized a new NCAA rule which allowed him to play in four games as a true freshman.
• Graduated from Cincinnati in the Fall of 2021 with a degree in criminal justice.

PERSONAL:

• Attended La Salle (Cincinnati, Ohio) High School and helped lead the program to a 50-8 record with three Ohio High School Athletic Association Division II titles.

- As a senior (2017), led the Lancers and ranked fourth in the GCL South with 37 receptions for 442 yards and three touchdowns. Received first-Team Division II All-Ohio and first-team All-Southwest District Division II honors by the Ohio Prep Sportswriters Association. Also earned first-team All-GCL South honors.
- As a junior (2016), caught 40 passes for 546 yards and six touchdowns as he helped the Lancers capture their third-consecutive state title. Earned first-team All-GCL South honors.
- Also competed in basketball.
- Son of Tim and Christine Whyte and has an older brother, Jacob.
- Follow Whyte on Instagram at @joshwhyte.
- Follow Whyte on Twitter at @JoshWhyte81.
- Born Joshua James Whyte on Sept. 8, 1999 in Cincinnati, Ohio.

JOSH WHYLE'S COLLEGE STATISTICS

| REGULAR SEASON | | | | RECEIVING | | | | | RUSHING | | | | |
|-------------------|------------|-----------|-----------|-----------|--------------|-------------|-----------|-----------|----------|----------|----------|----------|----------|
| Year | Team | GP | GS | No | Yds | Avg | Lg | TD | Att | Yds | Avg | Lg | TD |
| 2018 | Cincinnati | 4 | 0 | 0 | 0 | - | 0 | 0 | 0 | 0 | - | 0 | 0 |
| 2019 | Cincinnati | 12 | 0 | 2 | 51 | 25.5 | 32 | 0 | 0 | 0 | - | 0 | 0 |
| 2020 | Cincinnati | 10 | 2 | 28 | 353 | 12.6 | 30 | 6 | 0 | 0 | - | 0 | 0 |
| 2021 | Cincinnati | 14 | 8 | 26 | 332 | 12.8 | 31t | 6 | 0 | 0 | - | 0 | 0 |
| 2022 | Cincinnati | 12 | 10 | 32 | 326 | 10.2 | 35 | 3 | 0 | 0 | - | 0 | 0 |
| NFL Totals | | 52 | 20 | 88 | 1,062 | 12.1 | 35 | 15 | 0 | 0 | - | 0 | 0 |

Single-Game Highs

Receptions - 7 at Temple (11/19/22)

Receiving Yards - 81 at Central Florida (11/21/20)

Long Reception - 35 at Southern Methodist (10/22/22)

Touchdowns - 2 (Twice, last at Tulane 10/30/21)

JOSH WHYLE'S GAME-BY-GAME

| 2023 Tennessee Titans | | | | RECEIVING | | | | | | | | | | | | | | |
|-----------------------|-------|-----|-----|-----------|-----|------|----|----|---------------|---|-----|-----|------|---|----|-----|----|---|
| Date | Opp. | W/L | P/S | No | Yds | Avg | Lg | TD | | | | | | | | | | |
| Sept 10 | @ NO | L | p | 0 | 0 | - | 0 | 0 | Dec 3 | | Ind | | | | | | | |
| Sept 17 | LAC | W | p | 0 | 0 | - | 0 | 0 | Dec 11 | @ | Mia | | | | | | | |
| Sept 24 | @ Cle | L | p | 0 | 0 | - | 0 | 0 | Dec 17 | | Hou | | | | | | | |
| Oct 1 | Cin | W | p | 2 | 26 | 13.0 | 24 | 1 | Dec 24 | | Sea | | | | | | | |
| Oct 8 | @ Ind | L | S | 1 | 7 | 7.0 | 7 | 0 | Dec 31 | @ | Hou | | | | | | | |
| Oct 15 | Bal | L | p | 1 | 11 | 11.0 | 11 | 0 | Jan 6/7 | | Jax | | | | | | | |
| Oct 29 | Atl | W | IA | | | | | | Totals | | | 4-7 | 10/3 | 8 | 78 | 9.8 | 24 | 1 |
| Nov 2 | @ Pit | L | p | 0 | 0 | - | 0 | 0 | | | | | | | | | | |
| Nov 12 | @ TB | L | S | 2 | 16 | 8.0 | 10 | 0 | | | | | | | | | | |
| Nov 19 | @ Jax | L | S | 1 | 7 | 7.0 | 7 | 0 | | | | | | | | | | |
| Nov 26 | Car | W | p | 1 | 11 | 11.0 | 11 | 0 | | | | | | | | | | |

JOSH WHYLE'S NFL STATISTICS

| REGULAR SEASON | | | | RECEIVING | | | | | RUSHING | | | | |
|-------------------|-----------|-----------|----------|-----------|-----------|------------|-----------|----------|----------|----------|----------|----------|----------|
| Year | Team | GP | GS | No | Yds | Avg | Lg | TD | Att | Yds | Avg | Lg | TD |
| 2023 | Tennessee | 10 | 3 | 8 | 78 | 9.8 | 24 | 1 | 0 | 0 | - | 0 | 0 |
| NFL Totals | | 10 | 3 | 8 | 78 | 9.8 | 24 | 1 | 0 | 0 | - | 0 | 0 |

Single-Game Highs

Receptions - 2 (Twice, last at Tampa Bay 11/12/23)

Receiving Yards - 26 vs. Cincinnati (10/1/23)

Long Reception - 24 vs. Cincinnati (10/1/23)

Receiving Touchdowns - 1 vs. Cincinnati (10/1/23)

Additional Statistics

Special Teams Tackles - 1 (2023)



7 MALIK WILLIS

QUARTERBACK • 6'1" • 219 LBS • COLLEGE: LIBERTY
ACQUIRED: 3RD ROUND - 2022
NFL EXPERIENCE (NFL/TITANS): 2/2 • HOMETOWN: ATLANTA, GA.
GAMES PLAYED/GAMES STARTED: 10/3 (PLAYOFFS: 0/0)



PRO: The Titans selected Malik Willis in the third round (86th overall) of the 2022 NFL Draft. During his first NFL season, he appeared in eight games with three starts at quarterback, totaling 276 passing yards, 123 rushing yards and one rushing score. The 6-foot-1-inch, 219-pound signal caller possesses a dynamic skill set that includes a strong, accurate arm and elusiveness as a runner. A native of Atlanta, Ga., he spent three total years at Liberty, including a 2019 redshirt campaign, after transferring from Auburn. During his two seasons as Liberty's starting signal caller, he directed the Flames to two bowl victories and led the FBS with 74 total passing (47) and rushing (27) touchdowns. He was the third quarterback drafted in 2022 after the Titans traded up four spots in the third round to select him.

CAREER HIGHLIGHTS:

- As a rookie in 2022, Willis saw action in eight games and recorded three starts. He won his first NFL start on Oct. 30, 2022 at Houston.
- In his final season at Liberty in 2021, Willis led the Flames to an 8-5 record and a bowl win. He completed 207 of 339 passes for 2,857 yards and 27 touchdowns to go along with 197 rushing attempts for 878 yards and 13 touchdowns.

TITANS TIDBITS:

- In recognition of his stellar play on the field and outstanding character off the gridiron, Willis was named the 2021 Bobby Bowden Trophy winner. The award is presented annually to "a college football player who epitomizes a student-athlete of faith and conducts himself as an exemplary model in the classroom, on the field, on the campus and in the community." The other two finalists for the 2021 award were Georgia kicker/punter Jake Camarda and Michigan defensive end Aidan Hutchinson.
- Willis' uncle James Anderson was a linebacker who played 10 seasons in the NFL, including time in 2014 with the Titans. Anderson also played with the Panthers (2006-12), Bears (2013) and Saints (2015). Willis' cousin Nigel Warrior was a defensive back at the University of Tennessee (2016-19) before playing in the NFL for the Ravens (2020) and Seahawks (2021).
- Willis says that one of his bucket list goals is to one day win the Walter Payton NFL Man of the Year Award.
- Off the field, Willis enjoys playing video games and lists Call of Duty, Madden NFL, NBA2K and FIFA as his favorites.

CAREER TRANSACTIONS:

- The Atlanta, Ga., native was selected by the Titans in the third round (86th overall) of the 2022 NFL Draft.

SEASON RECAPS:

2023 (2/0):

- At New Orleans (9/10), did not play as the backup quarterback.
- Against L.A. Chargers (9/17), did not play as the backup quarterback.
- At Cleveland (9/24), did not play as the backup quarterback.
- Against Cincinnati (10/1), did not play as the backup quarterback.
- At Indianapolis (10/8), did not play as the backup quarterback.
- In London, against Baltimore (10/15), entered the game early in the fourth quarter after Ryan Tannehill left the contest with an injury. Completed four of five passes for 74 yards. Rushed three times for 17 yards.
- Against Atlanta (10/29), saw limited action as a reserve under center and rushed twice for four yards.
- At Pittsburgh (11/2), did not play as the backup quarterback.
- At Tampa Bay (11/12), did not play as the backup quarterback.
- At Jacksonville (11/19), was inactive as the third quarterback.

- Against Carolina (11/26), was inactive as the third quarterback.

2022 (8/3): Saw action in eight games with three starts at quarterback during his rookie campaign. Completed 31 of 61 passes for 276 yards with three interceptions. Carried the ball 27 times for 123 yards with a rushing score. Did not play as the backup quarterback in nine contests.

- At Buffalo (9/19), entered the game at quarterback late in the third quarter and completed one of four passes for six yards. Rushed four times for 16 yards.
- Against Indianapolis (10/23), saw limited action as a reserve at quarterback.
- At Houston (10/30), made his first career start and earned his first career victory. Completed six of 10 passes for 55 yards with an interception. Rushed five times for 12 yards. Became the sixth rookie quarterback in franchise history and the first since Marcus Mariota in 2015 to win his first NFL start.
- At Kansas City (11/6), started at quarterback and completed five of 16 passes for 80 yards. Rushed eight times for 40 yards. Kickstarted the Titans' first touchdown drive with a 16-yard pass to Austin Hooper along the sideline in the second quarter. Set up the Titans' second touchdown with an 18-yard, back-shoulder throw to Hooper to the Chiefs' two-yard line in the second stanza.
- At Philadelphia (12/4), played as a reserve late in the fourth quarter and completed two of four passes for 16 yards. Rushed once for eight yards.
- At L.A. Chargers (12/18), played a series as a reserve in the second quarter after Ryan Tannehill left the game with an injury. Completed three of four passes for 20 yards. Rushed once for eight yards.
- Against Houston (12/24), started at quarterback and completed 14 of 23 passes for 99 yards with two interceptions. Rushed seven times for 43 yards with his first career rushing touchdown. Extended the Titans' first touchdown drive with a three-yard sneak on fourth-and-one in the first quarter. Gave the Titans a 14-10 lead with a 14-yard touchdown run off left tackle in the third quarter.

COLLEGE:

- Played two seasons at Liberty after spending his first two collegiate seasons at Auburn. In four total seasons, he appeared in 38 games with 23 starts, completing 388 of 618 passes for 5,186 yards and 48 touchdowns with 18 interceptions. He also rushed for 2,131 yards and 29 touchdowns on 366 career rushing attempts. His 74 total passing and rushing touchdowns from 2020 to 2021 ranked first among all FBS players. His record in 23 career starts was 17-6, all with Liberty, including two bowl victories.
- As a senior at Liberty in 2021, started all 13 games at quarterback. Completed 207 of 339 passing attempts for 2,857 yards and 27 touchdowns, and he also led Liberty in rushing with 878 yards and 13 touchdowns on 197 carries. Honors included Bobby Bowden Trophy, Davey O'Brien National Quarterback Award semifinalist, Maxwell Award semifinalist, Phil Steele Postseason All-Independent first team and 2022 Reese's Senior Bowl invitation. His 3,736 total offensive yards ranked second in program history for a single season. Broke his own single-season school record with 40 total touchdowns. Ranked eighth in the country in points responsible for (242/18.6 per game), 18th in passing touchdowns, 20th in total offense (287.7 yards per game) and 20th in passing yards per completion (13.83).
- As a junior at Liberty in 2020, started all 10 games in which he played in his first season as Liberty's quarterback after sitting out 2019 due to transfer rules. Won each of his first seven career starts. Completed 170 of 265 passes for 2,260 yards, 20 touchdowns and six interceptions. Added

141 rushing attempts for 944 yards and 14 touchdowns. Had at least one rushing touchdown in eight of his 10 games. Led all FBS quarterbacks in rushing yards and touchdowns. Other national rankings included eighth in points responsible for (204) and points responsible for per game (20.4); ninth in total offense (320.4 yards per game); 11th in total touchdowns (14); 17th in passing efficiency (156.2); and 16th in passing touchdowns.

- Redshirted under transfer rules during his first year at Liberty in 2019.
- As a sophomore in 2018, appeared in eight games at Auburn, completing five of his seven pass attempts for 24 yards. Added 12 rushing attempts for 88 yards and one touchdown.
- As a freshman in 2017, saw action in seven games at Auburn, completing six of his seven pass attempts for 45 yards and one touchdown. Added 16 rushing attempts for 221 yards and a score.
- Graduated from Liberty in December 2020 with a degree in interdisciplinary studies with a focus in business and sports management. He entered the NFL in 2022 three classes from receiving an MBA.

- Follow Willis on Twitter and Instagram at @malikwillis.
- Follow Willis on Tiktok at @malikwillisQB.
- Born Malik Antonio Willis on May 25, 1999 in College Park, Ga.

PERSONAL:

- Attended Roswell (Atlanta, Ga.) High School as a senior after transferring from Westlake (Atlanta, Ga.) High School.
- Led the Roswell Hornets to the Class 7A state title game as a senior. Passed for 2,562 yards, rushed for 1,033 yards, and accounted for 37 total touchdowns. Named Class 7A AJC offensive player of the year and first-team All-State.
- Also played high school baseball as a shortstop, third baseman, catcher and pitcher.
- Son of Shastca Grier and Harold Willis with one brother and one sister.

MALIK WILLIS' GAME-BY-GAME

| 2022 Tennessee Titans | | | | PASSING | | | | | | | | | | | RUSHING | | | | | COMBINED | RUSH + PASS | |
|-----------------------|-------|-------------|------------|-----------|-----------|-------------|------------|------------|----------|----------|-----------|-----------|-----------|-------------|-----------|------------|------------|-----------|----------|------------|-------------|--|
| Date | Opp | W/L | P/S | Att | Cmp | Pct | Yds | Yds/Att | TD | Int | Lg | Sk | Lst | Rating | Att | Yds | Avg | Lg | TD | Yards | Touchdowns | |
| Sept 11 | NYG | L | DNP | | | | | | | | | | | | | | | | | | | |
| Sept 19 | @ Buf | L | p | 4 | 1 | 25.0 | 6 | 1.5 | 0 | 0 | 6 | 0 | 0 | 39.6 | 4 | 16 | 4.0 | 8 | 0 | 22 | | |
| Sept 25 | LV | W | DNP | | | | | | | | | | | | | | | | | | | |
| Oct 2 | @ Ind | W | DNP | | | | | | | | | | | | | | | | | | | |
| Oct 9 | @ Was | W | DNP | | | | | | | | | | | | | | | | | | | |
| Oct 23 | Ind | W | p | 0 | 0 | - | 0 | - | 0 | 0 | 0 | 0 | 0 | - | 0 | 0 | - | 0 | 0 | 0 | | |
| Oct 30 | @ Hou | W | S | 10 | 6 | 60.0 | 55 | 5.5 | 0 | 1 | 16 | 3 | 15 | 35.4 | 5 | 12 | 2.4 | 6 | 0 | 67 | | |
| Nov 6 | @ KC | L | S | 16 | 5 | 31.3 | 80 | 5.0 | 0 | 0 | 48 | 3 | 23 | 49.0 | 8 | 40 | 5.0 | 17 | 0 | 120 | | |
| Nov 13 | Den | W | p | 0 | 0 | - | 0 | - | 0 | 0 | 0 | 0 | 0 | - | 1 | -4 | -4.0 | -4 | 0 | -4 | | |
| Nov 17 | @ GB | W | DNP | | | | | | | | | | | | | | | | | | | |
| Nov 27 | Cin | L | DNP | | | | | | | | | | | | | | | | | | | |
| Dec 4 | @ Phi | L | p | 4 | 2 | 50.0 | 16 | 4.0 | 0 | 0 | 10 | 0 | 0 | 60.4 | 1 | 8 | 8.0 | 8 | 0 | 24 | | |
| Dec 11 | Jax | L | DNP | | | | | | | | | | | | | | | | | | | |
| Dec 18 | @ LAC | L | p | 4 | 3 | 75.0 | 20 | 5.0 | 0 | 0 | 7 | 0 | 0 | 85.4 | 1 | 8 | 8.0 | 8 | 0 | 28 | | |
| Dec 24 | Hou | L | S | 23 | 14 | 60.9 | 99 | 4.3 | 0 | 2 | 15 | 4 | 11 | 34.5 | 7 | 43 | 6.1 | 14t | 1 | 142 | 14r | |
| Dec 29 | Dal | L | DNP | | | | | | | | | | | | | | | | | | | |
| Jan 7 | @ Jax | L | DNP | | | | | | | | | | | | | | | | | | | |
| Totals | | 7-10 | 8/3 | 61 | 31 | 50.8 | 276 | 4.5 | 0 | 3 | 48 | 10 | 49 | 42.8 | 27 | 123 | 4.6 | 17 | 1 | 399 | | |

| 2023 Tennessee Titans | | | | PASSING | | | | | | | | | | | RUSHING | | | | | COMBINED | RUSH + PASS | |
|-----------------------|-------|------------|------------|----------|----------|-------------|-----------|-------------|----------|----------|-----------|----------|-----------|--------------|----------|-----------|------------|-----------|----------|-----------|-------------|--|
| Date | Opp | W/L | P/S | Att | Cmp | Pct | Yds | Yds/Att | TD | Int | Lg | Sk | Lst | Rating | Att | Yds | Avg | Lg | TD | Yards | Touchdowns | |
| Sept 10 | @ NO | L | DNP | | | | | | | | | | | | | | | | | | | |
| Sept 17 | LAC | W | DNP | | | | | | | | | | | | | | | | | | | |
| Sept 24 | @ Cle | L | DNP | | | | | | | | | | | | | | | | | | | |
| Oct 1 | Cin | W | DNP | | | | | | | | | | | | | | | | | | | |
| Oct 8 | @ Ind | L | DNP | | | | | | | | | | | | | | | | | | | |
| Oct 15 | Bal | L | p | 5 | 4 | 80.0 | 74 | 14.8 | 0 | 0 | 48 | 4 | 30 | 118.8 | 3 | 17 | 5.7 | 11 | 0 | 91 | | |
| Oct 29 | Atl | W | p | 0 | 0 | - | 0 | - | 0 | 0 | 0 | 0 | 0 | - | 2 | 4 | 2.0 | 4 | 0 | 4 | | |
| Nov 2 | @ Pit | L | DNP | | | | | | | | | | | | | | | | | | | |
| Nov 12 | @ TB | L | DNP | | | | | | | | | | | | | | | | | | | |
| Nov 19 | @ Jax | L | IA | | | | | | | | | | | | | | | | | | | |
| Nov 26 | Car | W | IA | | | | | | | | | | | | | | | | | | | |
| Dec 3 | Ind | | | | | | | | | | | | | | | | | | | | | |
| Dec 11 | @ Mia | | | | | | | | | | | | | | | | | | | | | |
| Dec 17 | Hou | | | | | | | | | | | | | | | | | | | | | |
| Dec 24 | Sea | | | | | | | | | | | | | | | | | | | | | |
| Dec 31 | @ Hou | | | | | | | | | | | | | | | | | | | | | |
| Jan 6/7 | Jax | | | | | | | | | | | | | | | | | | | | | |
| Totals | | 4-7 | 2/0 | 5 | 4 | 80.0 | 74 | 14.8 | 0 | 0 | 48 | 4 | 30 | 118.8 | 5 | 21 | 4.2 | 11 | 0 | 95 | | |

MALIK WILLIS' NFL STATISTICS

| REGULAR SEASON | | | PASSING | | | | | | | | | | | RUSHING | | | | |
|-------------------|------|-------------|-----------|-----------|-------------|------------|------------|----------|----------|-----------|-----------|-----------|-------------|-----------|------------|------------|-----------|----------|
| Year | Team | GP/GS | Att | Cmp | Pct | Yds | Yd/Att | TD | INT | Lg | Sk | Yds | Rat | Att | Yds | Avg | Lg | TD |
| 2022 | TEN | 8/3 | 61 | 31 | 50.8 | 276 | 4.5 | 0 | 3 | 48 | 10 | 49 | 42.8 | 27 | 123 | 4.6 | 17 | 1 |
| 2023 | TEN | 2/0 | 5 | 4 | 80.0 | 74 | 14.8 | 0 | 0 | 48 | 4 | 30 | 118.8 | 5 | 21 | 4.2 | 11 | 0 |
| NFL Totals | | 10/3 | 66 | 35 | 53.0 | 350 | 5.3 | 0 | 3 | 48 | 14 | 79 | 49.4 | 32 | 144 | 4.5 | 17 | 1 |

Regular Season Career record as starter: 1-2 (.333)

Single-Game Highs

Attempts - 23 vs. Houston (12/24/22)

Completions - 14 vs. Houston (12/24/22)

Passing Yards - 99 vs. Houston (12/24/22)

Touchdown Passes -

Long Completion - 48 at Kansas City (11/6/22)

Completion Percentage - 60.9 vs. Houston (12/24/22)

Rushes - 8 at Kansas City (11/6/22)

Rushing Yards - 43 vs. Houston (12/24/22)

Long Rush - 17 at Kansas City (11/6/22)

Rushing Touchdowns - 1 vs. Houston (12/24/22)

Additional Statistics

Misc. Tackles - 1 (2022)

Fumble Recoveries - 1 (2022)



TENNESSEE TITANS

NFL STATISTICS

WEEK 12 / THROUGH SUNDAY, NOVEMBER 26, 2023

| OFFENSE | Sea. | Dal. | Ariz. | Pitt. | Atl. | NY-J | Denv. | Hou. |
|------------------|-------------|-------------|--------------|--------------|-------------|-------------|--------------|-------------|
| GAMES (Won-Lost) | 6-5 | 8-3 | 2-10 | 7-4 | 5-6 | 4-7 | 6-5 | 6-5 |
| FIRST DOWNS | 203 | 247 | 218 | 181 | 224 | 159 | 194 | 228 |
| Rushing | 62 | 74 | 76 | 72 | 90 | 44 | 69 | 55 |
| Passing | 120 | 147 | 118 | 95 | 119 | 98 | 99 | 156 |
| Penalty | 21 | 26 | 24 | 14 | 15 | 17 | 26 | 17 |
| YDS GAINED (tot) | 3494 | 4154 | 3570 | 3222 | 3749 | 2862 | 3306 | 4124 |
| Avg per Game | 317.6 | 377.6 | 297.5 | 292.9 | 340.8 | 260.2 | 300.5 | 374.9 |
| RUSHING (net) | 1054 | 1268 | 1461 | 1254 | 1532 | 1027 | 1271 | 1086 |
| Avg per Game | 95.8 | 115.3 | 121.8 | 114.0 | 139.3 | 93.4 | 115.5 | 98.7 |
| Rushes | 256 | 307 | 305 | 289 | 352 | 226 | 286 | 291 |
| Yards per Rush | 4.1 | 4.1 | 4.8 | 4.3 | 4.4 | 4.5 | 4.4 | 3.7 |
| PASSING (net) | 2440 | 2886 | 2109 | 1968 | 2217 | 1835 | 2035 | 3038 |
| Avg per Game | 221.8 | 262.4 | 175.8 | 178.9 | 201.5 | 166.8 | 185.0 | 276.2 |
| Passes Att. | 373 | 390 | 394 | 346 | 343 | 376 | 319 | 393 |
| Completed | 240 | 274 | 245 | 212 | 216 | 225 | 218 | 251 |
| Pct Completed | 64.3 | 70.3 | 62.2 | 61.3 | 63.0 | 59.8 | 68.3 | 63.9 |
| Yards Gained | 2650 | 3049 | 2350 | 2156 | 2428 | 2174 | 2199 | 3274 |
| Sacked | 27 | 23 | 33 | 25 | 30 | 47 | 33 | 27 |
| Yards Lost | 210 | 163 | 241 | 188 | 211 | 339 | 164 | 236 |
| Had intercepted | 9 | 7 | 9 | 6 | 9 | 10 | 4 | 5 |
| Yards Opp Ret | 26 | 99 | 41 | 93 | 139 | 186 | 20 | 86 |
| Opp TDs on Int | 0 | 0 | 1 | 0 | 1 | 1 | 0 | 0 |
| PUNTS | 44 | 31 | 48 | 63 | 46 | 64 | 44 | 44 |
| Avg Yards | 49.1 | 51.0 | 48.8 | 44.7 | 47.7 | 49.4 | 45.4 | 44.9 |
| PUNT RETURNS | 21 | 16 | 21 | 20 | 16 | 17 | 10 | 18 |
| Avg Return | 11.2 | 5.8 | 9.9 | 6.9 | 5.5 | 10.0 | 18.8 | 7.9 |
| Returned for TD | 0 | 0 | 0 | 0 | 0 | 1 | 0 | 0 |
| KICKOFF RETURNS | 18 | 12 | 10 | 17 | 11 | 14 | 7 | 11 |
| Avg Return | 26.2 | 22.9 | 18.0 | 22.1 | 17.5 | 21.6 | 33.6 | 25.9 |
| Returned for TD | 0 | 0 | 0 | 0 | 0 | 0 | 1 | 1 |
| PENALTIES | 81 | 81 | 79 | 60 | 59 | 71 | 76 | 72 |
| Yards Penalized | 678 | 637 | 720 | 520 | 528 | 538 | 566 | 603 |
| FUMBLES BY | 5 | 9 | 12 | 8 | 11 | 20 | 15 | 11 |
| Fumbles Lost | 4 | 3 | 6 | 3 | 9 | 10 | 10 | 6 |
| Opp Fumbles | 13 | 13 | 7 | 19 | 12 | 20 | 25 | 15 |
| Opp Fum Lost | 7 | 5 | 5 | 8 | 6 | 7 | 12 | 7 |
| POSS. TIME (avg) | 27:25 | 31:39 | 27:47 | 28:30 | 30:18 | 27:19 | 28:55 | 29:30 |
| TOUCHDOWNS | 22 | 40 | 22 | 17 | 21 | 13 | 25 | 28 |
| Rushing | 7 | 10 | 11 | 8 | 10 | 3 | 3 | 7 |
| Passing | 12 | 23 | 10 | 7 | 10 | 7 | 20 | 20 |
| Returns | 3 | 7 | 1 | 2 | 1 | 3 | 2 | 1 |
| EXTRA-PT KICKS | 20/20 | 33/36 | 11/12 | 15/15 | 17/18 | 8/9 | 18/20 | 23/23 |
| 2-PT CONVERSIONS | 1/1 | 3/4 | 3/10 | 0/2 | 1/3 | 2/3 | 2/5 | 1/5 |
| FIELD GOALS/FGA | 25/31 | 22/22 | 19/22 | 21/22 | 22/23 | 23/24 | 24/26 | 22/26 |
| POINTS SCORED | 229 | 347 | 206 | 182 | 213 | 163 | 246 | 259 |

| DEFENSE | Sea. | Dal. | Ariz. | Pitt. | Atl. | NY-J | Denv. | Hou. |
|------------------|-------------|-------------|--------------|--------------|-------------|-------------|--------------|-------------|
| POINTS ALLOWED | 249 | 185 | 321 | 205 | 232 | 238 | 280 | 232 |
| OPP FIRST DOWNS | 233 | 186 | 270 | 213 | 204 | 213 | 238 | 224 |
| Rushing | 78 | 64 | 101 | 64 | 61 | 80 | 84 | 73 |
| Passing | 130 | 96 | 146 | 125 | 120 | 109 | 129 | 125 |
| Penalty | 25 | 26 | 23 | 24 | 23 | 24 | 25 | 26 |
| OPP YARDS GAINED | 3833 | 3039 | 4302 | 3898 | 3532 | 3558 | 4270 | 3824 |
| Avg per Game | 348.5 | 276.3 | 358.5 | 354.4 | 321.1 | 323.5 | 388.2 | 347.6 |
| OPP RUSHING(net) | 1295 | 1200 | 1681 | 1302 | 1232 | 1543 | 1707 | 1046 |
| Avg per Game | 117.7 | 109.1 | 140.1 | 118.4 | 112.0 | 140.3 | 155.2 | 95.1 |
| Rushes | 305 | 291 | 377 | 301 | 304 | 365 | 316 | 294 |
| Yards per Rush | 4.2 | 4.1 | 4.5 | 4.3 | 4.1 | 4.2 | 5.4 | 3.6 |
| OPP PASSING(net) | 2538 | 1839 | 2621 | 2596 | 2300 | 2015 | 2563 | 2778 |
| Avg per Game | 230.7 | 167.2 | 218.4 | 236.0 | 209.1 | 183.2 | 233.0 | 252.5 |
| Passes Att. | 405 | 325 | 372 | 391 | 361 | 347 | 365 | 383 |
| Completed | 266 | 195 | 261 | 232 | 227 | 220 | 250 | 264 |
| Pct Completed | 65.7 | 60.0 | 70.2 | 59.3 | 62.9 | 63.4 | 68.5 | 68.9 |
| Sacked | 32 | 37 | 32 | 32 | 22 | 28 | 23 | 24 |
| Yards Lost | 211 | 237 | 233 | 197 | 149 | 170 | 174 | 171 |
| INTERCEPTED BY | 8 | 12 | 9 | 12 | 6 | 12 | 10 | 8 |
| Yards Returned | 170 | 249 | 98 | 129 | 124 | 145 | 81 | 60 |
| Returned for TD | 3 | 5 | 0 | 1 | 1 | 1 | 0 | 0 |
| OPP PUNT RETURNS | 23 | 16 | 32 | 22 | 20 | 31 | 21 | 14 |
| Avg return | 5.9 | 8.1 | 10.2 | 9.2 | 12.3 | 11.4 | 6.5 | 6.1 |
| OPP KICKOFF RET | 14 | 3 | 3 | 13 | 7 | 5 | 3 | 20 |
| Avg return | 22.8 | 31.0 | 21.0 | 26.6 | 21.9 | 16.4 | 17.7 | 22.1 |
| OPP TOUCHDOWNS | 28 | 22 | 38 | 19 | 22 | 22 | 31 | 24 |
| Rushing | 14 | 8 | 16 | 6 | 4 | 7 | 11 | 13 |
| Passing | 14 | 14 | 21 | 13 | 17 | 13 | 19 | 11 |
| Returns | 0 | 0 | 1 | 0 | 1 | 2 | 1 | 0 |

WEEK 12 / THROUGH SUNDAY, NOVEMBER 26, 2023

| OFFENSE | Det. | N.O. | Ind. | Tenn. | LA-C | N.E. | Miami | Wash. |
|------------------|-------------|-------------|-------------|--------------|-------------|-------------|--------------|--------------|
| GAMES (Won-Lost) | 8-3 | 5-6 | 6-5 | 4-7 | 4-7 | 2-9 | 8-3 | 4-8 |
| FIRST DOWNS | 247 | 215 | 210 | 184 | 214 | 190 | 246 | 254 |
| Rushing | 80 | 70 | 72 | 59 | 57 | 71 | 74 | 75 |
| Passing | 151 | 126 | 119 | 95 | 138 | 106 | 157 | 154 |
| Penalty | 16 | 19 | 19 | 30 | 19 | 13 | 15 | 25 |
| YDS GAINED (tot) | 4460 | 3818 | 3755 | 3124 | 3822 | 3228 | 4735 | 4125 |
| Avg per Game | 405.5 | 347.1 | 341.4 | 284.0 | 347.5 | 293.5 | 430.5 | 343.8 |
| RUSHING (net) | 1506 | 1148 | 1335 | 1130 | 1143 | 1096 | 1597 | 1161 |
| Avg per Game | 136.9 | 104.4 | 121.4 | 102.7 | 103.9 | 99.6 | 145.2 | 96.8 |
| Rushes | 328 | 305 | 313 | 265 | 279 | 276 | 292 | 257 |
| Yards per Rush | 4.6 | 3.8 | 4.3 | 4.3 | 4.1 | 4.0 | 5.5 | 4.5 |
| PASSING (net) | 2954 | 2670 | 2420 | 1994 | 2679 | 2132 | 3138 | 2964 |
| Avg per Game | 268.5 | 242.7 | 220.0 | 181.3 | 243.5 | 193.8 | 285.3 | 247.0 |
| Passes Att. | 405 | 420 | 381 | 317 | 403 | 384 | 380 | 486 |
| Completed | 275 | 272 | 237 | 194 | 267 | 243 | 265 | 323 |
| Pct Completed | 67.9 | 64.8 | 62.2 | 61.2 | 66.3 | 63.3 | 69.7 | 66.5 |
| Yards Gained | 3075 | 2830 | 2549 | 2246 | 2875 | 2278 | 3244 | 3339 |
| Sacked | 21 | 25 | 24 | 36 | 25 | 25 | 18 | 55 |
| Yards Lost | 121 | 160 | 129 | 252 | 196 | 146 | 106 | 375 |
| Had intercepted | 8 | 8 | 8 | 8 | 6 | 14 | 11 | 13 |
| Yards Opp Ret | 153 | 145 | 101 | 67 | 29 | 317 | 263 | 198 |
| Opp TDs on Int | 2 | 2 | 0 | 0 | 0 | 3 | 3 | 3 |
| PUNTS | 32 | 50 | 47 | 49 | 44 | 56 | 31 | 52 |
| Avg Yards | 44.9 | 43.1 | 47.1 | 52.9 | 44.8 | 47.8 | 45.5 | 47.0 |
| PUNT RETURNS | 16 | 18 | 19 | 27 | 16 | 20 | 19 | 28 |
| Avg Return | 10.5 | 14.4 | 9.4 | 7.9 | 16.3 | 6.5 | 9.1 | 7.4 |
| Returned for TD | 0 | 1 | 0 | 0 | 1 | 0 | 0 | 0 |
| KICKOFF RETURNS | 13 | 16 | 5 | 13 | 7 | 9 | 11 | 17 |
| Avg Return | 22.2 | 21.4 | 23.6 | 20.3 | 20.7 | 22.9 | 24.4 | 26.8 |
| Returned for TD | 0 | 0 | 0 | 0 | 0 | 0 | 0 | 0 |
| PENALTIES | 62 | 70 | 68 | 69 | 57 | 65 | 65 | 64 |
| Yards Penalized | 578 | 642 | 485 | 558 | 548 | 478 | 527 | 495 |
| FUMBLES BY | 13 | 10 | 14 | 8 | 14 | 11 | 20 | 16 |
| Fumbles Lost | 9 | 6 | 8 | 4 | 6 | 5 | 8 | 9 |
| Opp Fumbles | 9 | 9 | 17 | 11 | 17 | 12 | 10 | 12 |
| Opp Fum Lost | 4 | 6 | 6 | 5 | 9 | 5 | 5 | 7 |
| POSS. TIME (avg) | 31:55 | 31:11 | 28:47 | 28:52 | 28:22 | 27:55 | 30:08 | 31:26 |
| TOUCHDOWNS | 36 | 22 | 30 | 17 | 31 | 16 | 44 | 28 |
| Rushing | 17 | 7 | 16 | 8 | 9 | 6 | 19 | 9 |
| Passing | 18 | 13 | 11 | 9 | 21 | 10 | 23 | 18 |
| Returns | 1 | 2 | 3 | 0 | 1 | 0 | 2 | 1 |
| EXTRA-PT KICKS | 31/32 | 19/19 | 28/28 | 17/17 | 30/30 | 14/14 | 42/43 | 23/25 |
| 2-PT CONVERSIONS | 3/4 | 3/3 | 2/2 | 0/0 | 1/1 | 0/2 | 0/1 | 2/3 |
| FIELD GOALS/FGA | 13/15 | 24/30 | 19/23 | 22/23 | 17/18 | 12/18 | 11/14 | 17/21 |
| POINTS SCORED | 294 | 229 | 269 | 185 | 269 | 148 | 339 | 246 |
| DEFENSE | Det. | N.O. | Ind. | Tenn. | LA-C | N.E. | Miami | Wash. |
| POINTS ALLOWED | 258 | 222 | 268 | 224 | 258 | 248 | 251 | 350 |
| OPP FIRST DOWNS | 216 | 204 | 224 | 213 | 248 | 204 | 208 | 236 |
| Rushing | 56 | 71 | 86 | 68 | 69 | 60 | 72 | 71 |
| Passing | 133 | 108 | 117 | 120 | 152 | 127 | 118 | 149 |
| Penalty | 27 | 25 | 21 | 25 | 27 | 17 | 18 | 16 |
| OPP YARDS GAINED | 3507 | 3523 | 3883 | 3689 | 4297 | 3485 | 3357 | 4532 |
| Avg per Game | 318.8 | 320.3 | 353.0 | 335.4 | 390.6 | 316.8 | 305.2 | 377.7 |
| OPP RUSHING(net) | 1004 | 1364 | 1422 | 1219 | 1217 | 1035 | 1021 | 1357 |
| Avg per Game | 91.3 | 124.0 | 129.3 | 110.8 | 110.6 | 94.1 | 92.8 | 113.1 |
| Rushes | 260 | 305 | 337 | 323 | 287 | 306 | 271 | 305 |
| Yards per Rush | 3.9 | 4.5 | 4.2 | 3.8 | 4.2 | 3.4 | 3.8 | 4.4 |
| OPP PASSING(net) | 2503 | 2159 | 2461 | 2470 | 3080 | 2450 | 2336 | 3175 |
| Avg per Game | 227.5 | 196.3 | 223.7 | 224.5 | 280.0 | 222.7 | 212.4 | 264.6 |
| Passes Att. | 376 | 358 | 378 | 349 | 421 | 377 | 378 | 423 |
| Completed | 237 | 211 | 244 | 237 | 283 | 250 | 258 | 269 |
| Pct Completed | 63.0 | 58.9 | 64.6 | 67.9 | 67.2 | 66.3 | 68.3 | 63.6 |
| Sacked | 23 | 18 | 36 | 29 | 36 | 24 | 38 | 35 |
| Yards Lost | 194 | 114 | 234 | 210 | 260 | 153 | 254 | 155 |
| INTERCEPTED BY | 8 | 14 | 12 | 3 | 6 | 6 | 9 | 6 |
| Yards Returned | 116 | 95 | 177 | 38 | 31 | 42 | 184 | 26 |
| Returned for TD | 1 | 1 | 2 | 0 | 0 | 0 | 2 | 0 |
| OPP PUNT RETURNS | 10 | 19 | 24 | 20 | 15 | 25 | 9 | 27 |
| Avg return | 6.4 | 5.3 | 10.7 | 11.1 | 8.2 | 8.6 | 6.9 | 8.5 |
| OPP KICKOFF RET | 18 | 6 | 10 | 19 | 7 | 12 | 11 | 0 |
| Avg return | 20.5 | 21.2 | 25.6 | 21.8 | 20.9 | 23.4 | 30.2 | 0.0 |
| OPP TOUCHDOWNS | 30 | 23 | 28 | 20 | 30 | 26 | 30 | 39 |
| Rushing | 8 | 7 | 15 | 8 | 13 | 9 | 9 | 7 |
| Passing | 19 | 14 | 12 | 12 | 17 | 13 | 16 | 28 |
| Returns | 3 | 2 | 1 | 0 | 0 | 4 | 5 | 4 |

WEEK 12 / THROUGH SUNDAY, NOVEMBER 26, 2023

| OFFENSE | Car. | T.B. | Clev. | LA-R | S.F. | Phil. | K.C. | G.B. |
|------------------|-------------|-------------|--------------|-------------|-------------|--------------|-------------|-------------|
| GAMES (Won-Lost) | 1-10 | 4-7 | 7-4 | 5-6 | 8-3 | 10-1 | 8-3 | 5-6 |
| FIRST DOWNS | 205 | 198 | 216 | 220 | 247 | 250 | 239 | 200 |
| Rushing | 67 | 50 | 88 | 69 | 93 | 102 | 73 | 53 |
| Passing | 111 | 122 | 103 | 129 | 133 | 123 | 147 | 128 |
| Penalty | 27 | 26 | 25 | 22 | 21 | 25 | 19 | 19 |
| YDS GAINED (tot) | 2925 | 3345 | 3527 | 3747 | 4247 | 4007 | 4014 | 3573 |
| Avg per Game | 265.9 | 304.1 | 320.6 | 340.6 | 386.1 | 364.3 | 364.9 | 324.8 |
| RUSHING (net) | 1019 | 894 | 1534 | 1254 | 1496 | 1466 | 1171 | 1130 |
| Avg per Game | 92.6 | 81.3 | 139.5 | 114.0 | 136.0 | 133.3 | 106.5 | 102.7 |
| Rushes | 267 | 267 | 367 | 294 | 336 | 349 | 279 | 274 |
| Yards per Rush | 3.8 | 3.3 | 4.2 | 4.3 | 4.5 | 4.2 | 4.2 | 4.1 |
| PASSING (net) | 1906 | 2451 | 1993 | 2493 | 2751 | 2541 | 2843 | 2443 |
| Avg per Game | 173.3 | 222.8 | 181.2 | 226.6 | 250.1 | 231.0 | 258.5 | 222.1 |
| Passes Att. | 409 | 382 | 391 | 380 | 309 | 358 | 417 | 373 |
| Completed | 251 | 246 | 217 | 226 | 216 | 242 | 283 | 226 |
| Pct Completed | 61.4 | 64.4 | 55.5 | 59.5 | 69.9 | 67.6 | 67.9 | 60.6 |
| Yards Gained | 2245 | 2588 | 2218 | 2661 | 2878 | 2697 | 2948 | 2613 |
| Sacked | 43 | 26 | 33 | 22 | 21 | 29 | 14 | 22 |
| Yards Lost | 339 | 137 | 225 | 168 | 127 | 156 | 105 | 170 |
| Had intercepted | 8 | 7 | 13 | 10 | 6 | 10 | 11 | 10 |
| Yards Opp Ret | 165 | 31 | 216 | 93 | 51 | 107 | 137 | 181 |
| Opp TDs on Int | 3 | 0 | 2 | 1 | 1 | 1 | 1 | 0 |
| PUNTS | 52 | 49 | 55 | 41 | 36 | 35 | 39 | 45 |
| Avg Yards | 47.2 | 50.1 | 50.4 | 47.2 | 47.5 | 47.8 | 47.8 | 46.8 |
| PUNT RETURNS | 25 | 16 | 30 | 20 | 23 | 20 | 28 | 19 |
| Avg Return | 9.2 | 9.2 | 8.2 | 7.5 | 8.4 | 14.8 | 7.6 | 9.2 |
| Returned for TD | 1 | 0 | 0 | 0 | 0 | 0 | 0 | 0 |
| KICKOFF RETURNS | 15 | 14 | 7 | 6 | 11 | 5 | 5 | 22 |
| Avg Return | 29.8 | 20.1 | 23.1 | 18.7 | 21.5 | 20.6 | 19.4 | 25.6 |
| Returned for TD | 0 | 0 | 0 | 0 | 0 | 0 | 0 | 0 |
| PENALTIES | 74 | 73 | 71 | 64 | 72 | 58 | 71 | 79 |
| Yards Penalized | 590 | 540 | 572 | 544 | 651 | 479 | 595 | 619 |
| FUMBLES BY | 13 | 15 | 20 | 5 | 11 | 12 | 13 | 15 |
| Fumbles Lost | 6 | 5 | 10 | 2 | 4 | 6 | 8 | 2 |
| Opp Fumbles | 5 | 13 | 13 | 9 | 10 | 17 | 17 | 9 |
| Opp Fum Lost | 2 | 8 | 7 | 4 | 6 | 8 | 8 | 7 |
| POSS. TIME (avg) | 30:54 | 29:12 | 33:19 | 29:58 | 31:48 | 32:00 | 31:25 | 28:39 |
| TOUCHDOWNS | 17 | 22 | 22 | 24 | 37 | 36 | 28 | 27 |
| Rushing | 3 | 4 | 11 | 11 | 18 | 17 | 6 | 6 |
| Passing | 11 | 17 | 9 | 13 | 19 | 18 | 21 | 19 |
| Returns | 3 | 1 | 2 | 0 | 0 | 1 | 1 | 2 |
| EXTRA-PT KICKS | 15/16 | 19/19 | 15/16 | 18/20 | 37/37 | 33/34 | 28/28 | 20/23 |
| 2-PT CONVERSIONS | 1/1 | 2/3 | 4/6 | 2/3 | 0/0 | 1/1 | 0/0 | 2/4 |
| FIELD GOALS/FGA | 18/21 | 19/21 | 28/31 | 22/30 | 17/20 | 19/21 | 20/20 | 15/19 |
| POINTS SCORED | 173 | 212 | 239 | 232 | 310 | 310 | 256 | 231 |
| DEFENSE | Car. | T.B. | Clev. | LA-R | S.F. | Phil. | K.C. | G.B. |
| POINTS ALLOWED | 292 | 227 | 209 | 234 | 170 | 246 | 181 | 224 |
| OPP FIRST DOWNS | 215 | 227 | 142 | 217 | 203 | 232 | 191 | 223 |
| Rushing | 84 | 66 | 55 | 72 | 64 | 56 | 66 | 85 |
| Passing | 112 | 146 | 71 | 123 | 118 | 154 | 107 | 118 |
| Penalty | 19 | 15 | 16 | 22 | 21 | 22 | 18 | 20 |
| OPP YARDS GAINED | 3350 | 4001 | 2727 | 3643 | 3248 | 3751 | 3190 | 3743 |
| Avg per Game | 304.5 | 363.7 | 247.9 | 331.2 | 295.3 | 341.0 | 290.0 | 340.3 |
| OPP RUSHING(net) | 1374 | 1055 | 1165 | 1246 | 902 | 938 | 1247 | 1487 |
| Avg per Game | 124.9 | 95.9 | 105.9 | 113.3 | 82.0 | 85.3 | 113.4 | 135.2 |
| Rushes | 326 | 268 | 281 | 298 | 225 | 230 | 272 | 341 |
| Yards per Rush | 4.2 | 3.9 | 4.1 | 4.2 | 4.0 | 4.1 | 4.6 | 4.4 |
| OPP PASSING(net) | 1976 | 2946 | 1562 | 2397 | 2346 | 2813 | 1943 | 2256 |
| Avg per Game | 179.6 | 267.8 | 142.0 | 217.9 | 213.3 | 255.7 | 176.6 | 205.1 |
| Passes Att. | 322 | 405 | 286 | 374 | 416 | 456 | 346 | 357 |
| Completed | 211 | 270 | 159 | 231 | 277 | 294 | 213 | 230 |
| Pct Completed | 65.5 | 66.7 | 55.6 | 61.8 | 66.6 | 64.5 | 61.6 | 64.4 |
| Sacked | 18 | 31 | 34 | 25 | 33 | 32 | 37 | 26 |
| Yards Lost | 126 | 206 | 237 | 175 | 225 | 214 | 212 | 158 |
| INTERCEPTED BY | 5 | 9 | 9 | 5 | 15 | 6 | 6 | 5 |
| Yards Returned | 202 | 83 | 78 | 18 | 214 | 108 | 41 | 66 |
| Returned for TD | 2 | 1 | 1 | 0 | 0 | 1 | 0 | 1 |
| OPP PUNT RETURNS | 20 | 23 | 26 | 19 | 15 | 21 | 13 | 19 |
| Avg return | 6.7 | 12.2 | 10.7 | 11.4 | 10.7 | 9.5 | 13.0 | 13.3 |
| OPP KICKOFF RET | 13 | 15 | 15 | 7 | 25 | 11 | 3 | 22 |
| Avg return | 24.8 | 18.5 | 18.1 | 30.3 | 23.3 | 29.7 | 25.0 | 22.9 |
| OPP TOUCHDOWNS | 35 | 23 | 25 | 23 | 17 | 30 | 21 | 23 |
| Rushing | 18 | 7 | 12 | 11 | 5 | 5 | 7 | 10 |
| Passing | 13 | 16 | 10 | 11 | 11 | 23 | 13 | 12 |
| Returns | 4 | 0 | 3 | 1 | 1 | 2 | 1 | 1 |

WEEK 12 / THROUGH SUNDAY, NOVEMBER 26, 2023

| OFFENSE | Cin. | Jax | Balt. | Buff. | L.V. | Chi. | Minn. | NY-G |
|------------------|-------------|------------|--------------|--------------|-------------|-------------|--------------|-------------|
| GAMES (Won-Lost) | 5-6 | 8-3 | 9-3 | 6-6 | 5-7 | 3-8 | 6-5 | 4-8 |
| FIRST DOWNS | 202 | 218 | 251 | 271 | 204 | 215 | 229 | 184 |
| Rushing | 52 | 66 | 108 | 104 | 52 | 92 | 54 | 63 |
| Passing | 129 | 123 | 116 | 149 | 130 | 113 | 147 | 98 |
| Penalty | 21 | 29 | 27 | 18 | 22 | 10 | 28 | 23 |
| YDS GAINED (tot) | 3209 | 3786 | 4393 | 4599 | 3408 | 3562 | 3966 | 3104 |
| Avg per Game | 291.7 | 344.2 | 366.1 | 383.3 | 284.0 | 323.8 | 360.5 | 258.7 |
| RUSHING (net) | 834 | 1168 | 1903 | 1468 | 992 | 1534 | 1032 | 1285 |
| Avg per Game | 75.8 | 106.2 | 158.6 | 122.3 | 82.7 | 139.5 | 93.8 | 107.1 |
| Rushes | 220 | 320 | 390 | 332 | 285 | 348 | 267 | 328 |
| Yards per Rush | 3.8 | 3.7 | 4.9 | 4.4 | 3.5 | 4.4 | 3.9 | 3.9 |
| PASSING (net) | 2375 | 2618 | 2490 | 3131 | 2416 | 2028 | 2934 | 1819 |
| Avg per Game | 215.9 | 238.0 | 207.5 | 260.9 | 201.3 | 184.4 | 266.7 | 151.6 |
| Passes Att. | 406 | 377 | 342 | 433 | 389 | 328 | 417 | 352 |
| Completed | 271 | 254 | 233 | 295 | 246 | 210 | 287 | 231 |
| Pct Completed | 66.7 | 67.4 | 68.1 | 68.1 | 63.2 | 64.0 | 68.8 | 65.6 |
| Yards Gained | 2604 | 2772 | 2656 | 3214 | 2630 | 2229 | 3079 | 2185 |
| Sacked | 31 | 25 | 29 | 15 | 28 | 32 | 25 | 69 |
| Yards Lost | 229 | 154 | 166 | 83 | 214 | 201 | 145 | 366 |
| Had intercepted | 7 | 7 | 5 | 13 | 17 | 12 | 6 | 9 |
| Yards Opp Ret | 57 | 89 | 54 | 71 | 88 | 131 | 153 | 233 |
| Opp TDs on Int | 0 | 0 | 1 | 0 | 1 | 2 | 1 | 2 |
| PUNTS | 54 | 41 | 48 | 34 | 46 | 39 | 35 | 72 |
| Avg Yards | 44.5 | 48.1 | 47.1 | 44.5 | 51.0 | 45.7 | 48.4 | 46.7 |
| PUNT RETURNS | 21 | 16 | 22 | 21 | 15 | 10 | 23 | 23 |
| Avg Return | 13.0 | 10.7 | 12.5 | 8.9 | 10.8 | 7.9 | 7.9 | 6.5 |
| Returned for TD | 1 | 0 | 0 | 0 | 0 | 0 | 0 | 0 |
| KICKOFF RETURNS | 13 | 12 | 8 | 11 | 8 | 13 | 6 | 12 |
| Avg Return | 23.2 | 23.8 | 19.1 | 21.7 | 24.4 | 20.8 | 23.0 | 20.8 |
| Returned for TD | 0 | 0 | 0 | 0 | 0 | 0 | 0 | 0 |
| PENALTIES | 55 | 54 | 73 | 84 | 56 | 73 | 54 | 66 |
| Yards Penalized | 463 | 427 | 684 | 696 | 488 | 623 | 420 | 533 |
| FUMBLES BY | 7 | 19 | 19 | 12 | 10 | 15 | 21 | 19 |
| Fumbles Lost | 2 | 11 | 9 | 7 | 4 | 7 | 14 | 5 |
| Opp Fumbles | 12 | 15 | 14 | 19 | 8 | 11 | 15 | 15 |
| Opp Fum Lost | 7 | 9 | 8 | 10 | 4 | 4 | 5 | 7 |
| POSS. TIME (avg) | 29:33 | 31:43 | 31:26 | 30:59 | 28:10 | 31:21 | 29:51 | 29:45 |
| TOUCHDOWNS | 23 | 26 | 37 | 39 | 20 | 25 | 29 | 17 |
| Rushing | 4 | 12 | 22 | 14 | 8 | 9 | 5 | 4 |
| Passing | 17 | 12 | 14 | 24 | 11 | 15 | 22 | 11 |
| Returns | 2 | 2 | 1 | 1 | 1 | 1 | 2 | 2 |
| EXTRA-PT KICKS | 23/23 | 23/23 | 35/36 | 34/35 | 18/18 | 21/22 | 26/28 | 15/15 |
| 2-PT CONVERSIONS | 0/0 | 3/3 | 1/1 | 3/4 | 1/2 | 1/3 | 1/1 | 0/2 |
| FIELD GOALS/FGA | 17/21 | 23/26 | 21/26 | 18/23 | 20/24 | 19/20 | 17/22 | 14/20 |
| POINTS SCORED | 212 | 254 | 324 | 328 | 202 | 230 | 253 | 159 |

| DEFENSE | Cin. | Jax | Balt. | Buff. | L.V. | Chi. | Minn. | NY-G |
|------------------|-------------|------------|--------------|--------------|-------------|-------------|--------------|-------------|
| POINTS ALLOWED | 242 | 225 | 187 | 227 | 256 | 286 | 230 | 292 |
| OPP FIRST DOWNS | 241 | 198 | 209 | 228 | 244 | 210 | 205 | 244 |
| Rushing | 88 | 58 | 66 | 65 | 88 | 55 | 67 | 93 |
| Passing | 133 | 129 | 117 | 136 | 135 | 139 | 128 | 129 |
| Penalty | 20 | 11 | 26 | 27 | 21 | 16 | 10 | 22 |
| OPP YARDS GAINED | 4282 | 3766 | 3287 | 3839 | 4125 | 3580 | 3527 | 4372 |
| Avg per Game | 389.3 | 342.4 | 273.9 | 319.9 | 343.8 | 325.5 | 320.6 | 364.3 |
| OPP RUSHING(net) | 1536 | 961 | 1227 | 1400 | 1524 | 875 | 1034 | 1633 |
| Avg per Game | 139.6 | 87.4 | 102.3 | 116.7 | 127.0 | 79.5 | 94.0 | 136.1 |
| Rushes | 307 | 243 | 286 | 300 | 347 | 258 | 281 | 340 |
| Yards per Rush | 5.0 | 4.0 | 4.3 | 4.7 | 4.4 | 3.4 | 3.7 | 4.8 |
| OPP PASSING(net) | 2746 | 2805 | 2060 | 2439 | 2601 | 2705 | 2493 | 2739 |
| Avg per Game | 249.6 | 255.0 | 171.7 | 203.3 | 216.8 | 245.9 | 226.6 | 228.3 |
| Passes Att. | 361 | 415 | 446 | 389 | 394 | 402 | 389 | 406 |
| Completed | 230 | 269 | 270 | 261 | 271 | 275 | 271 | 255 |
| Pct Completed | 63.7 | 64.8 | 60.5 | 67.1 | 68.8 | 68.4 | 69.7 | 62.8 |
| Sacked | 28 | 24 | 47 | 41 | 28 | 15 | 29 | 21 |
| Yards Lost | 169 | 158 | 374 | 235 | 154 | 89 | 213 | 161 |
| INTERCEPTED BY | 12 | 11 | 11 | 11 | 10 | 9 | 9 | 12 |
| Yards Returned | 110 | 171 | 171 | 84 | 219 | 98 | 111 | 281 |
| Returned for TD | 1 | 2 | 1 | 1 | 1 | 1 | 0 | 2 |
| OPP PUNT RETURNS | 20 | 14 | 22 | 14 | 17 | 20 | 14 | 29 |
| Avg return | 6.9 | 6.8 | 13.8 | 12.4 | 7.9 | 14.7 | 8.1 | 5.3 |
| OPP KICKOFF RET | 7 | 10 | 10 | 23 | 17 | 8 | 13 | 9 |
| Avg return | 17.1 | 26.9 | 22.0 | 20.4 | 21.6 | 23.5 | 24.0 | 27.1 |
| OPP TOUCHDOWNS | 25 | 27 | 16 | 25 | 28 | 33 | 23 | 35 |
| Rushing | 12 | 7 | 4 | 8 | 12 | 6 | 7 | 18 |
| Passing | 13 | 18 | 10 | 16 | 15 | 22 | 15 | 14 |
| Returns | 0 | 2 | 2 | 1 | 1 | 5 | 1 | 3 |

WEEK 12 / THROUGH SUNDAY, NOVEMBER 26, 2023

| OFFENSE | NFL/Avg |
|-------------------|----------------|
| GAMES (Won-Lost) | --- |
| FIRST DOWNS | 217.6 |
| Rushing | 71.4 |
| Passing | 125.0 |
| Penalty | 21.2 |
| YDS GAINED (tot) | 3717.5 |
| Avg per Game | 332.3 |
| RUSHING (net) | 1257.8 |
| Avg per Game | 112.4 |
| Rushes | 298.4 |
| Yards per Rush | 4.2 |
| PASSING (net) | 2459.7 |
| Avg per Game | 219.9 |
| Passes Att. | 380.4 |
| Completed | 246.6 |
| Pct Completed | 64.8 |
| Yards Gained | 2654.2 |
| Sacked | 29.3 |
| Yards Lost | 194.4 |
| Had intercepted | 8.9 |
| Yards Opp Ret | 119.4 |
| Opp TDs on Int | 1.0 |
| PUNTS | 45.8 |
| Avg Yards | 47.4 |
| PUNT RETURNS | 19.8 |
| Avg Return | 9.4 |
| Returned for TD | 0.2 |
| KICKOFF RETURNS | 11.2 |
| Avg Return | 22.9 |
| Returned for TD | 0.1 |
| PENALTIES | 68.0 |
| Yards Penalized | 563.3 |
| FUMBLES BY | 13.2 |
| Fumbles Lost | 6.5 |
| Opp Fumbles | 13.2 |
| Opp Fum Lost | 6.5 |
| POSS. TIME (avg) | 30:00 |
| TOUCHDOWNS | 26.3 |
| Rushing | 9.5 |
| Passing | 15.2 |
| Returns | 1.6 |
| EXTRA POINTS(tot) | 97% |
| Kicks Made/2Pt | 55% |
| FIELD GOALS/FGA | 19/23 |
| POINTS SCORED | 242.2 |

| DEFENSE | NFL/Avg |
|------------------|----------------|
| POINTS ALLOWED | 242.2 |
| OPP FIRST DOWNS | 217.6 |
| Rushing | 71.4 |
| Passing | 125.0 |
| Penalty | 21.2 |
| OPP YARDS GAINED | 3717.5 |
| Avg per Game | 332.3 |
| OPP RUSHING(net) | 1257.8 |
| Avg per Game | 112.4 |
| Rushes | 298.4 |
| Yards per Rush | 4.2 |
| OPP PASSING(net) | 2459.7 |
| Avg per Game | 219.9 |
| Passes Att. | 380.4 |
| Completed | 246.6 |
| Pct Completed | 64.8 |
| Sacked | 29.3 |
| Yards Lost | 194.4 |
| INTERCEPTED BY | 8.9 |
| Yards Returned | 119.4 |
| Returned for TD | 1.0 |
| OPP PUNT RETURNS | 19.8 |
| Avg return | 9.4 |
| OPP KICKOFF RET | 11.2 |
| Avg return | 22.9 |
| OPP TOUCHDOWNS | 26.3 |
| Rushing | 9.5 |
| Passing | 15.2 |
| Returns | 1.6 |

WEEK 12 / THROUGH SUNDAY, NOVEMBER 26, 2023

TEAM RANKINGS

American Football Conference**Offense****Defense**

| | Total | Rush | Pass | Total | Rush | Pass |
|--------|-------|------|------|-------|------|------|
| Balt. | 4 | *1 | 9 | 2 | 5 | 2 |
| Buff. | 2 | 4 | 3 | 6 | 10 | 5 |
| Cin. | 13 | 16 | 8 | 15 | 14 | 13 |
| Cleve. | 9 | 3 | 14 | *1 | 6 | *1 |
| Denver | 10 | 6 | 12 | 14 | 16 | 11 |
| Hou. | 3 | 13 | 2 | 11 | 4 | 14 |
| Ind. | 8 | 5 | 7 | 12 | 13 | 9 |
| Jax | 7 | 9 | 6 | 9 | 1 | 15 |
| K.C. | 5 | 8 | 4 | 3 | 9 | 3 |
| L.V. | 14T | 15 | 10 | 10 | 12 | 7 |
| L.A.-C | 6 | 10 | 5 | 16 | 7 | 16 |
| Miami | *1 | 2 | *1 | 4 | 2 | 6 |
| N.E. | 11 | 12 | 11 | 5 | 3 | 8 |
| Jets | 16 | 14 | 16 | 7 | 15 | 4 |
| Pitt. | 12 | 7 | 15 | 13 | 11 | 12 |
| Tenn. | 14T | 11 | 13 | 8 | 8 | 10 |

National Football Conference**Offense****Defense**

| | Total | Rush | Pass | Total | Rush | Pass |
|--------|-------|------|------|-------|------|------|
| Ariz. | 14 | 6 | 14 | 13 | 16 | 8 |
| Atl. | 8 | 2 | 12 | 7 | 8 | 5 |
| Car. | 15 | 15 | 15 | 3 | 13 | 2 |
| Chi. | 11 | 1 | 13 | 8 | *1 | 13 |
| Dallas | 3 | 7 | 3 | 1 | 7 | 1 |
| Det. | 1 | 3 | 1 | 4 | 4 | 10 |
| G.B. | 10 | 11 | 10 | 10 | 14 | 4 |
| Rams | 9 | 8 | 8 | 9 | 10 | 7 |
| Minn. | 5 | 14 | 2 | 6 | 5 | 9 |
| N.O. | 6 | 10 | 6 | 5 | 12 | 3 |
| Giants | 16 | 9 | 16 | 15 | 15 | 11 |
| Phil. | 4 | 5 | 7 | 11 | 3 | 14 |
| S.F. | 2 | 4 | 4 | 2 | 2 | 6 |
| Sea. | 12 | 13 | 11 | 12 | 11 | 12 |
| T.B. | 13 | 16 | 9 | 14 | 6 | 16 |
| Wash. | 7 | 12 | 5 | 16 | 9 | 15 |

National Football League**Offense****Defense**

| | Total | Rush | Pass | Total | Rush | Pass |
|--------|-------|------|------|-------|------|------|
| Ariz. | 24 | 10 | 29 | 26 | 30 | 15 |
| Atl. | 16 | 5 | 21 | 13 | 16 | 10 |
| Balt. | 7 | *1 | 20 | 2 | 11 | 3 |
| Buff. | 4 | 9 | 6 | 10 | 20 | 8 |
| Car. | 30 | 29 | 30 | 6 | 24 | 5 |
| Chi. | 19 | 3T | 25 | 15 | *1 | 25 |
| Cin. | 27 | 32 | 19 | 31 | 29 | 26 |
| Cleve. | 20 | 3T | 27 | *1 | 12 | *1 |
| Dallas | 5 | 13 | 5 | 3 | 13 | 2 |
| Denver | 23 | 12 | 24 | 30 | 32 | 23 |
| Det. | 2 | 6 | 3 | 9 | 5 | 20 |
| G.B. | 18 | 21T | 16 | 18 | 27 | 9 |
| Hou. | 6 | 24 | 2 | 22 | 9 | 27 |
| Ind. | 15 | 11 | 18 | 24 | 26 | 17 |
| Jax | 13 | 18 | 12 | 20 | 4 | 28 |
| K.C. | 8 | 17 | 7 | 4 | 19 | 4 |
| L.V. | 28T | 30 | 22 | 21 | 25 | 13 |
| L.A.-C | 11 | 20 | 10 | 32 | 14 | 32 |
| Rams | 17 | 14T | 14 | 16 | 18 | 14 |
| Miami | *1 | 2 | *1 | 7 | 6 | 11 |
| Minn. | 10 | 27 | 4 | 12 | 7 | 19 |
| N.E. | 25 | 23 | 23 | 8 | 8 | 16 |
| N.O. | 12 | 19 | 11 | 11 | 23 | 7 |
| Giants | 32 | 16 | 32 | 28 | 28 | 21 |
| Jets | 31 | 28 | 31 | 14 | 31 | 6 |
| Phil. | 9 | 8 | 13 | 19 | 3 | 29 |
| Pitt. | 26 | 14T | 28 | 25 | 22 | 24 |
| S.F. | 3 | 7 | 8 | 5 | 2 | 12 |
| Sea. | 21 | 26 | 17 | 23 | 21 | 22 |
| T.B. | 22 | 31 | 15 | 27 | 10 | 31 |
| Tenn. | 28T | 21T | 26 | 17 | 15 | 18 |
| Wash. | 14 | 25 | 9 | 29 | 17 | 30 |

T = Tied for position*** = League Leader**

WEEK 12 / THROUGH SUNDAY, NOVEMBER 26, 2023

AFC / TEAM/OFFENSE RANK

| Tm | (A) | (B) | (C) | (D) | (E) | (F) | (G) | (H) | (I) | (J) | (K) | (L) | (M) | (N) | (O) | (P) | (Q) |
|-----|-----|-----|-----|-----|-----|-----|-----|-----|-----|-----|-----|-----|-----|-----|-----|-----|-----|
| BAL | 4 | 4 | 1 | 2 | 9 | 4 | 3 | 13 | 4 | 5 | 15 | 4 | 16 | 9 | 15 | 3 | 13 |
| BUF | 2 | 2 | 4 | 5 | 3 | 3 | 13 | 2 | 1 | 1 | 2t | 10 | 11 | 15 | 16 | 2 | 15 |
| CIN | 13 | 11 | 16 | 13 | 8 | 12 | 5 | 11 | 10 | 11 | 9 | 3 | 7 | 16 | 13 | 11 | 12 |
| CLE | 9 | 15 | 3 | 10 | 14 | 15 | 14 | 12 | 7 | 15 | 6t | 11 | 8 | 3 | 4 | 10 | 7 |
| DEN | 10 | 9 | 6 | 4 | 12 | 10 | 1 | 14 | 11 | 7 | 10t | 1 | 1 | 11 | 12 | 9 | 6 |
| HOU | 3 | 3 | 13 | 14 | 2 | 2 | 2 | 8 | 5 | 3 | 13 | 12 | 2 | 12 | 10 | 6 | 9 |
| IND | 8 | 8 | 5 | 7 | 7 | 8 | 8 | 5 | 9 | 8 | 6t | 8 | 6 | 8 | 9 | 4t | 11 |
| JAC | 7 | 7 | 9 | 15 | 6 | 6 | 7 | 7 | 6 | 9 | 12 | 6 | 5 | 5 | 3 | 8 | 8 |
| KC | 5 | 5 | 8 | 9 | 4 | 5 | 10 | 1 | 3 | 2 | 6t | 14 | 15 | 6 | 8 | 7 | 1 |
| LV | 14t | 13 | 15 | 16 | 10 | 9 | 16 | 9 | 13 | 12 | 5 | 5 | 3 | 2 | 1 | 12 | 10 |
| LAC | 6 | 6 | 10 | 11 | 5 | 7 | 4 | 4 | 8 | 4 | 4 | 2 | 13 | 13 | 11 | 4t | 5 |
| MIA | 1 | 1 | 2 | 1 | 1 | 1 | 12 | 3 | 2 | 6 | 16 | 9 | 4 | 10 | 6 | 1 | 14 |
| NE | 11 | 14 | 12 | 12 | 11 | 14 | 15 | 6 | 12 | 13 | 14 | 16 | 9 | 7 | 7 | 16 | 16 |
| NYJ | 16 | 16 | 14 | 3 | 16 | 16 | 11 | 16 | 16 | 16 | 1 | 7 | 12 | 4 | 5 | 15 | 2 |
| PIT | 12 | 12 | 7 | 6 | 15 | 13 | 6 | 10 | 15 | 10 | 10t | 15 | 10 | 14 | 14 | 14 | 4 |
| TEN | 14t | 10 | 11 | 8 | 13 | 11 | 9 | 15 | 14 | 14 | 2t | 13 | 14 | 1 | 2 | 13 | 3 |

AFC / OPPONENT/DEFENSE RANK

| Tm | (A) | (B) | (C) | (D) | (E) | (F) | (G) | (H) | (I) | (J) | (K) | (L) | (M) | (N) | (O) | (P) | (Q) | (R) | (S) |
|-----|-----|-----|-----|-----|-----|-----|-----|-----|-----|-----|-----|-----|-----|-----|-----|-----|-----|-----|-----|
| BAL | 2 | 1 | 5 | 10 | 2 | 1 | 10 | 4 | 3 | 5 | 2 | 16 | 9 | 6 | 5 | 1 | 15 | 1 | 2 |
| BUF | 6 | 8 | 10 | 14 | 5 | 6 | 6 | 3 | 7 | 10 | 10 | 14 | 5 | 13 | 15 | 4 | 13 | 2 | 5 |
| CIN | 15 | 16 | 14 | 15 | 13 | 16 | 2 | 11 | 15 | 16 | 1 | 5 | 2 | 8 | 1 | 11 | 14 | 11 | 16 |
| CLE | 1 | 2 | 6 | 6 | 1 | 2 | 4 | 1 | 1 | 1 | 11 | 10 | 4 | 10 | 11 | 5 | 1 | 5 | 4 |
| DEN | 14 | 15 | 16 | 16 | 11 | 13 | 7 | 14 | 14 | 6 | 9 | 2 | 3 | 16 | 2 | 16 | 8 | 12 | 15 |
| HOU | 11 | 12 | 4 | 2 | 14 | 15 | 12 | 15 | 12t | 13 | 3 | 1 | 10 | 7 | 10 | 8 | 4 | 7 | 6 |
| IND | 12 | 7 | 13 | 7 | 9 | 7 | 3 | 6 | 12t | 9 | 13 | 11 | 13 | 12 | 9 | 15 | 5 | 9 | 8 |
| JAC | 9 | 13 | 1 | 5 | 15 | 11 | 8 | 16 | 4 | 2 | 6t | 3 | 15 | 4 | 12 | 7 | 2 | 6 | 7 |
| KC | 3 | 4 | 9 | 13 | 3 | 3 | 13 | 2 | 2 | 7 | 4 | 15 | 12 | 3 | 8 | 2 | 3 | 4 | 3 |
| LV | 10 | 10 | 12 | 12 | 7 | 10 | 9 | 12 | 11 | 14 | 8 | 6 | 7 | 9 | 13 | 9 | 9t | 14 | 12 |
| LAC | 16 | 14 | 7 | 9 | 16 | 14 | 15 | 7 | 16 | 3 | 12 | 7 | 6 | 15 | 6 | 14 | 12 | 8 | 10 |
| MIA | 4 | 5 | 2 | 3 | 6 | 5 | 11 | 5 | 6 | 4 | 5 | 4 | 16 | 14 | 16 | 13 | 9t | 3 | 1 |
| NE | 5 | 6 | 3 | 1 | 8 | 8 | 14 | 13 | 5 | 11 | 14t | 8 | 11 | 11 | 14 | 12 | 6 | 16 | 9 |
| NYJ | 7 | 3 | 15 | 8 | 4 | 4 | 1 | 10 | 8t | 15 | 14t | 13 | 1 | 1 | 3 | 10 | 7 | 15 | 14 |
| PIT | 13 | 11 | 11 | 11 | 12 | 9 | 5 | 9 | 8t | 8 | 6t | 9 | 14 | 2 | 4 | 3 | 11 | 10 | 13 |
| TEN | 8 | 9 | 8 | 4 | 10 | 12 | 16 | 8 | 8t | 12 | 14t | 12 | 8 | 5 | 7 | 6 | 16 | 13 | 11 |

- (A) Total Yards per Game
- (B) Yards per Play
- (C) Rushing Yards per Game
- (D) Rushing Yards per Attempt
- (E) Passing Net Yards per Game
- (F) Passing Net Yards per Play
- (G) Passing, Percent Had Intercepted
- (H) Sacks per Pass Play
- (I) First Downs per Game
- (J) Third Down Efficiency
- (K) Fourth Down Efficiency
- (L) Punt Return Average
- (M) Kickoff Return Average
- (N) Gross Punting Average
- (O) Net Punting Average
- (P) Points per Game
- (Q) Field Goal Percentage
- Combined Offense/Defense Rank
- (R) Points per Game Differential
- (S) Net Yards per Game Differential

WEEK 12 / THROUGH SUNDAY, NOVEMBER 26, 2023

NFC / TEAM/OFFENSE RANK

| Tm | (A) | (B) | (C) | (D) | (E) | (F) | (G) | (H) | (I) | (J) | (K) | (L) | (M) | (N) | (O) | (P) | (Q) |
|-----|-----|-----|-----|-----|-----|-----|-----|-----|-----|-----|-----|-----|-----|-----|-----|-----|-----|
| ARI | 14 | 14 | 6 | 1 | 14 | 14 | 8 | 11 | 14 | 14 | 16 | 5 | 15 | 4 | 10 | 14 | 7 |
| ATL | 8 | 9 | 2 | 6 | 12 | 11 | 11 | 12 | 7 | 7 | 15 | 16 | 16 | 7 | 11 | 12 | 2 |
| CAR | 15 | 16 | 15 | 14 | 15 | 16 | 6 | 14 | 11 | 12 | 5 | 6 | 1 | 9 | 3 | 15 | 8 |
| CHI | 11 | 12 | 1 | 5 | 13 | 12 | 16 | 13 | 9t | 5 | 9t | 11 | 10 | 14 | 16 | 8 | 3 |
| DAL | 3 | 3 | 7 | 9 | 3 | 2 | 2 | 3 | 2t | 1 | 14 | 15 | 6 | 1 | 1 | 1 | 1 |
| DET | 1 | 2 | 3 | 2 | 1 | 3 | 7 | 1 | 2t | 6 | 11 | 4 | 7 | 15 | 6 | 4 | 6 |
| GB | 10 | 7 | 11 | 10 | 10 | 7 | 14 | 4 | 13 | 4 | 8 | 7 | 4 | 12 | 15 | 7 | 13 |
| LAR | 9 | 6 | 8 | 7 | 8 | 6 | 12 | 2 | 8 | 8 | 4 | 12 | 14 | 10 | 13 | 6 | 15 |
| MIN | 5 | 4 | 14 | 13 | 2 | 4 | 1 | 6 | 6 | 9 | 2 | 10 | 5 | 5 | 9 | 5 | 14 |
| NO | 6 | 11 | 10 | 15 | 6 | 10 | 4 | 5 | 9t | 13 | 6t | 2 | 9 | 16 | 14 | 9t | 12 |
| NYG | 16 | 15 | 9 | 12 | 16 | 15 | 10 | 16 | 16 | 16 | 12 | 14 | 11 | 13 | 4 | 16 | 16 |
| PHI | 4 | 5 | 5 | 8 | 7 | 5 | 15 | 10 | 1 | 2 | 1 | 1 | 12 | 6 | 12 | 2t | 4t |
| SF | 2 | 1 | 4 | 4 | 4 | 1 | 5 | 7 | 2t | 3 | 6t | 9 | 8 | 8 | 5 | 2t | 9 |
| SEA | 12 | 8 | 13 | 11 | 11 | 8 | 9 | 9 | 12 | 15 | 9t | 3 | 3 | 3 | 2 | 9t | 11 |
| TB | 13 | 13 | 16 | 16 | 9 | 9 | 3 | 8 | 15 | 10 | 3 | 8 | 13 | 2 | 7 | 13 | 4t |
| WAS | 7 | 10 | 12 | 3 | 5 | 13 | 13 | 15 | 5 | 11 | 13 | 13 | 2 | 11 | 8 | 11 | 10 |

NFC / OPPONENT/DEFENSE RANK

| Tm | (A) | (B) | (C) | (D) | (E) | (F) | (G) | (H) | (I) | (J) | (K) | (L) | (M) | (N) | (O) | (P) | (Q) | (R) | (S) |
|-----|-----|-----|-----|-----|-----|-----|-----|-----|-----|-----|-----|-----|-----|-----|-----|-----|-----|-----|-----|
| ARI | 13 | 13 | 16 | 14 | 8 | 14 | 5 | 2 | 16 | 15 | 4 | 10 | 4 | 9 | 4 | 15 | 9 | 14 | 15 |
| ATL | 7 | 5 | 8 | 6 | 5 | 9 | 11 | 12 | 3t | 4 | 6t | 14 | 6 | 8 | 16 | 7 | 14t | 10 | 7 |
| CAR | 3 | 3 | 13 | 10 | 2 | 6 | 12 | 13 | 7 | 2 | 16 | 5 | 12 | 16 | 10 | 14 | 16 | 15 | 13 |
| CHI | 8 | 11 | 1 | 1 | 13 | 13 | 7 | 16 | 6 | 16 | 13 | 16 | 10 | 4 | 11 | 13 | 2 | 12 | 9 |
| DAL | 1 | 1 | 7 | 8 | 1 | 1 | 2 | 1 | 1 | 1 | 10 | 6 | 16 | 3 | 13 | 2 | 4 | 1 | 1 |
| DET | 4 | 12 | 4 | 3 | 10 | 11 | 9 | 11 | 8 | 6 | 11 | 4 | 3 | 14 | 14 | 11 | 6 | 4 | 3 |
| GB | 10 | 7 | 14 | 12 | 4 | 7 | 14 | 8 | 11 | 10 | 6t | 15 | 8 | 2 | 5 | 4 | 3 | 6t | 10 |
| LAR | 9 | 10 | 10 | 9 | 7 | 10 | 15 | 10 | 10 | 8 | 15 | 12 | 15 | 5 | 6 | 8 | 5 | 8 | 8 |
| MIN | 6 | 4 | 5 | 2 | 9 | 8 | 6 | 7 | 5 | 11 | 14 | 7 | 11 | 7 | 3 | 6 | 12t | 5 | 4 |
| NO | 5 | 8 | 12 | 15 | 3 | 3 | 1 | 15 | 3t | 5 | 3 | 2 | 5 | 1 | 2 | 3 | 11 | 6t | 5 |
| NYG | 15 | 15 | 15 | 16 | 11 | 12 | 4 | 14 | 12 | 3 | 6t | 1 | 13 | 15 | 15 | 12 | 1 | 16 | 16 |
| PHI | 11 | 9 | 3 | 7 | 14 | 4 | 16 | 9 | 14 | 14 | 5 | 9 | 14 | 6 | 1 | 9 | 10 | 3 | 6 |
| SF | 2 | 2 | 2 | 5 | 6 | 2 | 3 | 4 | 2 | 9 | 2 | 11 | 9 | 13 | 9 | 1 | 7t | 2 | 2 |
| SEA | 12 | 6 | 11 | 11 | 12 | 5 | 10 | 5 | 15 | 12 | 1 | 3 | 7 | 10 | 7 | 10 | 7t | 11 | 11 |
| TB | 14 | 14 | 6 | 4 | 16 | 15 | 8 | 6 | 13 | 13 | 6t | 13 | 2 | 11 | 12 | 5 | 12t | 9 | 14 |
| WAS | 16 | 16 | 9 | 13 | 15 | 16 | 13 | 3 | 9 | 7 | 12 | 8 | 1 | 12 | 8 | 16 | 14t | 13 | 12 |

- (A) Total Yards per Game
- (B) Yards per Play
- (C) Rushing Yards per Game
- (D) Rushing Yards per Attempt
- (E) Passing Net Yards per Game
- (F) Passing Net Yards per Play
- (G) Passing, Percent Had Intercepted
- (H) Sacks per Pass Play
- (I) First Downs per Game
- (J) Third Down Efficiency
- (K) Fourth Down Efficiency
- (L) Punt Return Average
- (M) Kickoff Return Average
- (N) Gross Punting Average
- (O) Net Punting Average
- (P) Points per Game
- (Q) Field Goal Percentage
- Combined Offense/Defense Rank
- (R) Points per Game Differential
- (S) Net Yards per Game Differential

WEEK 12 / THROUGH SUNDAY, NOVEMBER 26, 2023

NFL / TEAM/OFFENSE RANK

| Tm | (A) | (B) | (C) | (D) | (E) | (F) | (G) | (H) | (I) | (J) | (K) | (L) | (M) | (N) | (O) | (P) | (Q) |
|-----|-----|-----|-----|-----|-----|-----|-----|-----|-----|-----|-----|-----|-----|-----|-----|-----|-----|
| BAL | 7 | 6 | 1 | 2 | 20 | 7 | 4 | 24 | 9 | 9 | 30 | 6 | 29 | 19 | 29 | 6 | 23 |
| BUF | 4 | 4 | 9 | 9 | 6 | 4 | 28 | 2 | 2 | 1 | 6t | 18 | 18 | 30 | 31 | 5 | 28 |
| CIN | 27 | 24 | 32 | 27 | 19 | 25 | 6 | 20 | 22 | 25 | 23 | 5 | 11 | 31 | 26 | 23t | 21t |
| CLE | 20 | 29 | 3t | 18 | 27 | 29 | 29 | 23 | 15 | 30 | 14t | 20 | 12 | 4 | 8 | 15 | 12 |
| DEN | 23 | 17 | 12 | 8 | 24 | 21 | 1 | 27 | 26 | 17 | 24t | 1 | 1 | 25 | 24 | 14 | 9 |
| HOU | 6 | 5 | 24 | 29 | 2 | 3 | 2 | 16 | 11 | 6 | 28 | 21 | 5 | 27 | 20 | 10 | 18 |
| IND | 15 | 16 | 11 | 14 | 18 | 18 | 15 | 11 | 19 | 19 | 14t | 13 | 10 | 18 | 17 | 8t | 20 |
| JAC | 13 | 15 | 18 | 30 | 12 | 11 | 10 | 13 | 14 | 22 | 26 | 9 | 9 | 10 | 4 | 12 | 13 |
| KC | 8 | 8 | 17 | 17 | 7 | 9 | 22 | 1 | 7 | 4 | 14t | 25 | 28 | 11 | 15 | 11 | 1t |
| LV | 28t | 27 | 30 | 31 | 22 | 20 | 32 | 17 | 28 | 26 | 12t | 8 | 7 | 2 | 1 | 26 | 19 |
| LAC | 11 | 11 | 20 | 22 | 10 | 12 | 5 | 10 | 18 | 8 | 11 | 2 | 24 | 28 | 23 | 8t | 8 |
| MIA | 1 | 1 | 2 | 1 | 1 | 2 | 27 | 3 | 6 | 12 | 31 | 17 | 8 | 24 | 12 | 2 | 27 |
| NE | 25 | 28 | 23 | 23 | 23 | 27 | 30 | 12 | 27 | 27 | 29 | 30 | 15 | 12 | 13 | 31 | 32 |
| NYJ | 31 | 30 | 28 | 5 | 31 | 30 | 23 | 31 | 32 | 32 | 3t | 11 | 19 | 6 | 10t | 30 | 3 |
| PIT | 26 | 25 | 14t | 12 | 28 | 26 | 7 | 18 | 30 | 23 | 24t | 28 | 17 | 29 | 28 | 28 | 6 |
| TEN | 28t | 21 | 21t | 15 | 26 | 22 | 18 | 30 | 29 | 28 | 6t | 22 | 26 | 1 | 3 | 27 | 4t |
| ARI | 24 | 26 | 10 | 3 | 29 | 28 | 16 | 22 | 24 | 24 | 32 | 12 | 31 | 8 | 19 | 25 | 15 |
| ATL | 16 | 18 | 5 | 11 | 21 | 19 | 20 | 25 | 12 | 13 | 27 | 32 | 32 | 14 | 21 | 22 | 4t |
| CAR | 30 | 32 | 29 | 26 | 30 | 32 | 13 | 28 | 20 | 20 | 8 | 14 | 2 | 16 | 6 | 29 | 16 |
| CHI | 19 | 22 | 3t | 10 | 25 | 23 | 31 | 26 | 16t | 10 | 14t | 24 | 22 | 23 | 32 | 18 | 7 |
| DAL | 5 | 7 | 13 | 19 | 5 | 5 | 8 | 6 | 3t | 2 | 22 | 31 | 14 | 3 | 2 | 1 | 1t |
| DET | 2 | 3 | 6 | 4 | 3 | 6 | 14 | 4 | 3t | 11 | 19 | 10 | 16 | 26 | 10t | 7 | 14 |
| GB | 18 | 13 | 21t | 20 | 16 | 14 | 25 | 7 | 23 | 7 | 12t | 15 | 6 | 21 | 30 | 17 | 26 |
| LAR | 17 | 12 | 14t | 13 | 14 | 13 | 21 | 5 | 13 | 14 | 5 | 26 | 30 | 17 | 25 | 16 | 30 |
| MIN | 10 | 9 | 27 | 25 | 4 | 8 | 3 | 9 | 10 | 15 | 2 | 23 | 13 | 9 | 18 | 13 | 29 |
| NO | 12 | 20 | 19 | 28 | 11 | 17 | 11 | 8 | 16t | 21 | 9t | 4 | 21 | 32 | 27 | 19t | 25 |
| NYG | 32 | 31 | 16 | 24 | 32 | 31 | 19 | 32 | 31 | 31 | 20 | 29 | 23 | 22 | 7 | 32 | 31 |
| PHI | 9 | 10 | 8 | 16 | 13 | 10 | 26 | 21 | 1 | 3 | 1 | 3 | 25 | 13 | 22 | 3t | 10t |
| SF | 3 | 2 | 7 | 7 | 8 | 1 | 12 | 14 | 3t | 5 | 9t | 19 | 20 | 15 | 9 | 3t | 17 |
| SEA | 21 | 14 | 26 | 21 | 17 | 15 | 17 | 19 | 21 | 29 | 14t | 7 | 4 | 7 | 5 | 19t | 24 |
| TB | 22 | 23 | 31 | 32 | 15 | 16 | 9 | 15 | 25 | 16 | 3t | 16 | 27 | 5 | 14 | 23t | 10t |
| WAS | 14 | 19 | 25 | 6 | 9 | 24 | 24 | 29 | 8 | 18 | 21 | 27 | 3 | 20 | 16 | 21 | 21t |

Team/Offense Rank

- (A) Total Yards per Game
- (B) Yards per Play
- (C) Rushing Yards per Game
- (D) Rushing Yards per Attempt
- (E) Passing Net Yards per Game
- (F) Passing Net Yards per Play
- (G) Passing, Percent Had Intercepted
- (H) Sacks per Pass Play
- (I) First Downs per Game
- (J) Third Down Efficiency
- (K) Fourth Down Efficiency
- (L) Punt Return Average
- (M) Kickoff Return Average
- (N) Gross Punting Average
- (O) Net Punting Average
- (P) Points per Game
- (Q) Field Goal Percentage

WEEK 12 / THROUGH SUNDAY, NOVEMBER 26, 2023

NFL / OPPONENT/DEFENSE RANK

| Tm | (A) | (B) | (C) | (D) | (E) | (F) | (G) | (H) | (I) | (J) | (K) | (L) | (M) | (N) | (O) | (P) | (Q) | (R) | (S) |
|-----|-----|-----|-----|-----|-----|-----|-----|-----|-----|-----|-----|-----|-----|-----|-----|-----|-----|-----|-----|
| BAL | 2 | 1 | 11 | 21 | 3 | 1 | 14 | 5 | 4 | 10 | 3 | 31 | 15 | 9 | 8 | 2 | 28 | 3 | 3 |
| BUF | 10 | 18 | 20 | 29 | 8 | 8 | 10 | 4 | 12 | 16 | 20 | 28 | 7 | 29 | 27 | 6 | 26 | 4 | 8 |
| CIN | 31 | 32 | 29 | 31 | 26 | 32 | 5 | 16 | 30 | 28 | 1 | 10 | 3 | 15 | 2 | 19 | 27 | 22 | 31 |
| CLE | 1 | 2 | 12 | 14 | 1 | 2 | 7 | 1 | 1 | 1 | 21 | 20 | 5 | 18 | 17 | 7 | 1 | 9 | 7 |
| DEN | 30 | 31 | 32 | 32 | 23 | 27 | 11 | 24 | 29 | 11t | 14t | 6 | 4 | 32 | 3 | 28 | 18t | 23 | 30 |
| HOU | 22 | 24 | 9 | 3 | 27 | 30 | 21 | 25 | 24t | 24 | 4 | 4 | 16 | 12t | 16 | 14t | 9 | 11 | 10 |
| IND | 24 | 14 | 26 | 17 | 17 | 14 | 6 | 7 | 24t | 15 | 27 | 21 | 25 | 20 | 14 | 27 | 14 | 16 | 17 |
| JAC | 20 | 26 | 4 | 9 | 28 | 22 | 12 | 28 | 5 | 3 | 9t | 8 | 27 | 7 | 20 | 11 | 3t | 10 | 15 |
| KC | 4 | 6 | 19 | 28 | 4 | 3 | 23 | 3 | 3 | 13 | 5 | 29 | 24 | 5 | 13 | 3 | 5 | 6 | 6 |
| LV | 21 | 22 | 25 | 24 | 13 | 20 | 13 | 20 | 22t | 25 | 12 | 11 | 12 | 16 | 24 | 17 | 20t | 25 | 26 |
| LAC | 32 | 29 | 14 | 19 | 32 | 28 | 27 | 9 | 32 | 6t | 23 | 14 | 9 | 31 | 9 | 24t | 25 | 13 | 23 |
| MIA | 7 | 7 | 6 | 5 | 11 | 7 | 16 | 6 | 11 | 9 | 7 | 9 | 30 | 30 | 30 | 23 | 20t | 5 | 1 |
| NE | 8 | 8 | 8 | 1 | 16 | 18 | 25 | 23 | 7t | 17 | 28t | 16 | 20 | 19 | 25 | 21 | 15 | 29 | 19 |
| NYJ | 14 | 4 | 31 | 18 | 6 | 6 | 4 | 13 | 14t | 26 | 28t | 24 | 2 | 1 | 5 | 18 | 16 | 27 | 29 |
| PIT | 25 | 23 | 22 | 22 | 24 | 19 | 8 | 12 | 14t | 14 | 9t | 17 | 26 | 4 | 6 | 5 | 24 | 21 | 28 |
| TEN | 17 | 19 | 15 | 6 | 18 | 26 | 32 | 10 | 14t | 20 | 28t | 23 | 13 | 8 | 10 | 9t | 31t | 24 | 24 |
| ARI | 26 | 25 | 30 | 26 | 15 | 25 | 15 | 8 | 31 | 31 | 9t | 19 | 10 | 21 | 11 | 31 | 13 | 30 | 27 |
| ATL | 13 | 11 | 16 | 11 | 10 | 16 | 24 | 27 | 7t | 6t | 14t | 27 | 14 | 17 | 32 | 14t | 29t | 19 | 13 |
| CAR | 6 | 9 | 24 | 16 | 5 | 12 | 26 | 29 | 17 | 4 | 32 | 7 | 23 | 28 | 22 | 30 | 31t | 31 | 22 |
| CHI | 15 | 20 | 1 | 2 | 25 | 24 | 18 | 32 | 13 | 32 | 25 | 32 | 21 | 10 | 23 | 29 | 3t | 26 | 16 |
| DAL | 3 | 3 | 13 | 13 | 2 | 4 | 2 | 2 | 2 | 2 | 19 | 12 | 32 | 6 | 28 | 4 | 7 | 1 | 2 |
| DET | 9 | 21 | 5 | 7 | 20 | 21 | 20 | 26 | 18 | 11t | 22 | 5 | 8 | 26 | 29 | 24t | 10 | 8 | 5 |
| GB | 18 | 13 | 27 | 23 | 9 | 13 | 29 | 19 | 21 | 22 | 14t | 30 | 18 | 3 | 12 | 9t | 6 | 14t | 18 |
| LAR | 16 | 17 | 18 | 15 | 14 | 17 | 30 | 22 | 20 | 19 | 31 | 25 | 31 | 11 | 15 | 16 | 8 | 17 | 14 |
| MIN | 12 | 10 | 7 | 4 | 19 | 15 | 17 | 18 | 10 | 23 | 26 | 13 | 22 | 14 | 7 | 13 | 22t | 12 | 9 |
| NO | 11 | 15 | 23 | 27 | 7 | 9 | 1 | 31 | 7t | 8 | 8 | 2 | 11 | 2 | 4 | 8 | 18t | 14t | 11 |
| NYG | 28 | 28 | 28 | 30 | 21 | 23 | 9 | 30 | 22t | 5 | 14t | 1 | 28 | 27 | 31 | 26 | 2 | 32 | 32 |
| PHI | 19 | 16 | 3 | 12 | 29 | 10 | 31 | 21 | 27 | 30 | 13 | 18 | 29 | 12t | 1 | 20 | 17 | 7 | 12 |
| SF | 5 | 5 | 2 | 10 | 12 | 5 | 3 | 14 | 6 | 21 | 6 | 22 | 19 | 25 | 21 | 1 | 11t | 2 | 4 |
| SEA | 23 | 12 | 21 | 20 | 22 | 11 | 22 | 15 | 28 | 27 | 2 | 3 | 17 | 22 | 18 | 22 | 11t | 20 | 20 |
| TB | 27 | 27 | 10 | 8 | 31 | 29 | 19 | 17 | 26 | 29 | 14t | 26 | 6 | 23 | 26 | 12 | 22t | 18 | 25 |
| WAS | 29 | 30 | 17 | 25 | 30 | 31 | 28 | 11 | 19 | 18 | 24 | 15 | 1 | 24 | 19 | 32 | 29t | 28 | 21 |

Opponent/Defense Rank

- (A) Total Yards per Game
 - (B) Yards per Play
 - (C) Rushing Yards per Game
 - (D) Rushing Yards per Attempt
 - (E) Passing Net Yards per Game
 - (F) Passing Net Yards per Play
 - (G) Passing, Percent Had Intercepted
 - (H) Sacks per Pass Play
 - (I) First Downs per Game
 - (J) Third Down Efficiency
 - (K) Fourth Down Efficiency
 - (L) Punt Return Average
 - (M) Kickoff Return Average
 - (N) Gross Punting Average
 - (O) Net Punting Average
 - (P) Points per Game
 - (Q) Field Goal Percentage
- Combined Offense/Defense Rank
- (R) Points per Game Differential
 - (S) Net Yards per Game Differential

WEEK 12 / THROUGH SUNDAY, NOVEMBER 26, 2023**AFC / TOTAL OFFENSE**

| Rank | Team | Total | Rushing | Passing | Total | Rushing | Passing |
|------|---------------|-------|---------|---------|-------|---------|---------|
| 1) | Miami | 4735 | 1597 | 3138 | 430.5 | 145.2 | 285.3 |
| 2) | Buffalo | 4599 | 1468 | 3131 | 383.3 | 122.3 | 260.9 |
| 3) | Houston | 4124 | 1086 | 3038 | 374.9 | 98.7 | 276.2 |
| 4) | Baltimore | 4393 | 1903 | 2490 | 366.1 | 158.6 | 207.5 |
| 5) | Kansas City | 4014 | 1171 | 2843 | 364.9 | 106.5 | 258.5 |
| 6) | L.A. Chargers | 3822 | 1143 | 2679 | 347.5 | 103.9 | 243.5 |
| 7) | Jacksonville | 3786 | 1168 | 2618 | 344.2 | 106.2 | 238.0 |
| 8) | Indianapolis | 3755 | 1335 | 2420 | 341.4 | 121.4 | 220.0 |
| 9) | Cleveland | 3527 | 1534 | 1993 | 320.6 | 139.5 | 181.2 |
| 10) | Denver | 3306 | 1271 | 2035 | 300.5 | 115.5 | 185.0 |
| 11) | New England | 3228 | 1096 | 2132 | 293.5 | 99.6 | 193.8 |
| 12) | Pittsburgh | 3222 | 1254 | 1968 | 292.9 | 114.0 | 178.9 |
| 13) | Cincinnati | 3209 | 834 | 2375 | 291.7 | 75.8 | 215.9 |
| 14t) | Las Vegas | 3408 | 992 | 2416 | 284.0 | 82.7 | 201.3 |
| 14t) | Tennessee | 3124 | 1130 | 1994 | 284.0 | 102.7 | 181.3 |
| 16) | N.Y. Jets | 2862 | 1027 | 1835 | 260.2 | 93.4 | 166.8 |

AFC / TOTAL DEFENSE

| Rank | Team | Total | Rushing | Passing | Total | Rushing | Passing |
|------|---------------|-------|---------|---------|-------|---------|---------|
| 1) | Cleveland | 2727 | 1165 | 1562 | 247.9 | 105.9 | 142.0 |
| 2) | Baltimore | 3287 | 1227 | 2060 | 273.9 | 102.3 | 171.7 |
| 3) | Kansas City | 3190 | 1247 | 1943 | 290.0 | 113.4 | 176.6 |
| 4) | Miami | 3357 | 1021 | 2336 | 305.2 | 92.8 | 212.4 |
| 5) | New England | 3485 | 1035 | 2450 | 316.8 | 94.1 | 222.7 |
| 6) | Buffalo | 3839 | 1400 | 2439 | 319.9 | 116.7 | 203.3 |
| 7) | N.Y. Jets | 3558 | 1543 | 2015 | 323.5 | 140.3 | 183.2 |
| 8) | Tennessee | 3689 | 1219 | 2470 | 335.4 | 110.8 | 224.5 |
| 9) | Jacksonville | 3766 | 961 | 2805 | 342.4 | 87.4 | 255.0 |
| 10) | Las Vegas | 4125 | 1524 | 2601 | 343.8 | 127.0 | 216.8 |
| 11) | Houston | 3824 | 1046 | 2778 | 347.6 | 95.1 | 252.5 |
| 12) | Indianapolis | 3883 | 1422 | 2461 | 353.0 | 129.3 | 223.7 |
| 13) | Pittsburgh | 3898 | 1302 | 2596 | 354.4 | 118.4 | 236.0 |
| 14) | Denver | 4270 | 1707 | 2563 | 388.2 | 155.2 | 233.0 |
| 15) | Cincinnati | 4282 | 1536 | 2746 | 389.3 | 139.6 | 249.6 |
| 16) | L.A. Chargers | 4297 | 1217 | 3080 | 390.6 | 110.6 | 280.0 |

WEEK 12 / THROUGH SUNDAY, NOVEMBER 26, 2023**NFC / TOTAL OFFENSE**

| Rank | Team | Total | Rushing | Passing | Total | Rushing | Passing |
|------|---------------|-------|---------|---------|-------|---------|---------|
| 1) | Detroit | 4460 | 1506 | 2954 | 405.5 | 136.9 | 268.5 |
| 2) | San Francisco | 4247 | 1496 | 2751 | 386.1 | 136.0 | 250.1 |
| 3) | Dallas | 4154 | 1268 | 2886 | 377.6 | 115.3 | 262.4 |
| 4) | Philadelphia | 4007 | 1466 | 2541 | 364.3 | 133.3 | 231.0 |
| 5) | Minnesota | 3966 | 1032 | 2934 | 360.5 | 93.8 | 266.7 |
| 6) | New Orleans | 3818 | 1148 | 2670 | 347.1 | 104.4 | 242.7 |
| 7) | Washington | 4125 | 1161 | 2964 | 343.8 | 96.8 | 247.0 |
| 8) | Atlanta | 3749 | 1532 | 2217 | 340.8 | 139.3 | 201.5 |
| 9) | L.A. Rams | 3747 | 1254 | 2493 | 340.6 | 114.0 | 226.6 |
| 10) | Green Bay | 3573 | 1130 | 2443 | 324.8 | 102.7 | 222.1 |
| 11) | Chicago | 3562 | 1534 | 2028 | 323.8 | 139.5 | 184.4 |
| 12) | Seattle | 3494 | 1054 | 2440 | 317.6 | 95.8 | 221.8 |
| 13) | Tampa Bay | 3345 | 894 | 2451 | 304.1 | 81.3 | 222.8 |
| 14) | Arizona | 3570 | 1461 | 2109 | 297.5 | 121.8 | 175.8 |
| 15) | Carolina | 2925 | 1019 | 1906 | 265.9 | 92.6 | 173.3 |
| 16) | N.Y. Giants | 3104 | 1285 | 1819 | 258.7 | 107.1 | 151.6 |

NFC / TOTAL DEFENSE

| Rank | Team | Total | Rushing | Passing | Total | Rushing | Passing |
|------|---------------|-------|---------|---------|-------|---------|---------|
| 1) | Dallas | 3039 | 1200 | 1839 | 276.3 | 109.1 | 167.2 |
| 2) | San Francisco | 3248 | 902 | 2346 | 295.3 | 82.0 | 213.3 |
| 3) | Carolina | 3350 | 1374 | 1976 | 304.5 | 124.9 | 179.6 |
| 4) | Detroit | 3507 | 1004 | 2503 | 318.8 | 91.3 | 227.5 |
| 5) | New Orleans | 3523 | 1364 | 2159 | 320.3 | 124.0 | 196.3 |
| 6) | Minnesota | 3527 | 1034 | 2493 | 320.6 | 94.0 | 226.6 |
| 7) | Atlanta | 3532 | 1232 | 2300 | 321.1 | 112.0 | 209.1 |
| 8) | Chicago | 3580 | 875 | 2705 | 325.5 | 79.5 | 245.9 |
| 9) | L.A. Rams | 3643 | 1246 | 2397 | 331.2 | 113.3 | 217.9 |
| 10) | Green Bay | 3743 | 1487 | 2256 | 340.3 | 135.2 | 205.1 |
| 11) | Philadelphia | 3751 | 938 | 2813 | 341.0 | 85.3 | 255.7 |
| 12) | Seattle | 3833 | 1295 | 2538 | 348.5 | 117.7 | 230.7 |
| 13) | Arizona | 4302 | 1681 | 2621 | 358.5 | 140.1 | 218.4 |
| 14) | Tampa Bay | 4001 | 1055 | 2946 | 363.7 | 95.9 | 267.8 |
| 15) | N.Y. Giants | 4372 | 1633 | 2739 | 364.3 | 136.1 | 228.3 |
| 16) | Washington | 4532 | 1357 | 3175 | 377.7 | 113.1 | 264.6 |

WEEK 12 / THROUGH SUNDAY, NOVEMBER 26, 2023**NFL / TOTAL OFFENSE**

| Rank | Team | Total | Rushing | Passing | Total | Rushing | Passing |
|------|---------------|-------|---------|---------|-------|---------|---------|
| 1) | Miami | 4735 | 1597 | 3138 | 430.5 | 145.2 | 285.3 |
| 2) | Detroit | 4460 | 1506 | 2954 | 405.5 | 136.9 | 268.5 |
| 3) | San Francisco | 4247 | 1496 | 2751 | 386.1 | 136.0 | 250.1 |
| 4) | Buffalo | 4599 | 1468 | 3131 | 383.3 | 122.3 | 260.9 |
| 5) | Dallas | 4154 | 1268 | 2886 | 377.6 | 115.3 | 262.4 |
| 6) | Houston | 4124 | 1086 | 3038 | 374.9 | 98.7 | 276.2 |
| 7) | Baltimore | 4393 | 1903 | 2490 | 366.1 | 158.6 | 207.5 |
| 8) | Kansas City | 4014 | 1171 | 2843 | 364.9 | 106.5 | 258.5 |
| 9) | Philadelphia | 4007 | 1466 | 2541 | 364.3 | 133.3 | 231.0 |
| 10) | Minnesota | 3966 | 1032 | 2934 | 360.5 | 93.8 | 266.7 |
| 11) | L.A. Chargers | 3822 | 1143 | 2679 | 347.5 | 103.9 | 243.5 |
| 12) | New Orleans | 3818 | 1148 | 2670 | 347.1 | 104.4 | 242.7 |
| 13) | Jacksonville | 3786 | 1168 | 2618 | 344.2 | 106.2 | 238.0 |
| 14) | Washington | 4125 | 1161 | 2964 | 343.8 | 96.8 | 247.0 |
| 15) | Indianapolis | 3755 | 1335 | 2420 | 341.4 | 121.4 | 220.0 |
| 16) | Atlanta | 3749 | 1532 | 2217 | 340.8 | 139.3 | 201.5 |
| 17) | L.A. Rams | 3747 | 1254 | 2493 | 340.6 | 114.0 | 226.6 |
| 18) | Green Bay | 3573 | 1130 | 2443 | 324.8 | 102.7 | 222.1 |
| 19) | Chicago | 3562 | 1534 | 2028 | 323.8 | 139.5 | 184.4 |
| 20) | Cleveland | 3527 | 1534 | 1993 | 320.6 | 139.5 | 181.2 |
| 21) | Seattle | 3494 | 1054 | 2440 | 317.6 | 95.8 | 221.8 |
| 22) | Tampa Bay | 3345 | 894 | 2451 | 304.1 | 81.3 | 222.8 |
| 23) | Denver | 3306 | 1271 | 2035 | 300.5 | 115.5 | 185.0 |
| 24) | Arizona | 3570 | 1461 | 2109 | 297.5 | 121.8 | 175.8 |
| 25) | New England | 3228 | 1096 | 2132 | 293.5 | 99.6 | 193.8 |
| 26) | Pittsburgh | 3222 | 1254 | 1968 | 292.9 | 114.0 | 178.9 |
| 27) | Cincinnati | 3209 | 834 | 2375 | 291.7 | 75.8 | 215.9 |
| 28t) | Las Vegas | 3408 | 992 | 2416 | 284.0 | 82.7 | 201.3 |
| 28t) | Tennessee | 3124 | 1130 | 1994 | 284.0 | 102.7 | 181.3 |
| 30) | Carolina | 2925 | 1019 | 1906 | 265.9 | 92.6 | 173.3 |
| 31) | N.Y. Jets | 2862 | 1027 | 1835 | 260.2 | 93.4 | 166.8 |
| 32) | N.Y. Giants | 3104 | 1285 | 1819 | 258.7 | 107.1 | 151.6 |

NFL / TOTAL DEFENSE

| Rank | Team | Total | Rushing | Passing | Total | Rushing | Passing |
|------|---------------|-------|---------|---------|-------|---------|---------|
| 1) | Cleveland | 2727 | 1165 | 1562 | 247.9 | 105.9 | 142.0 |
| 2) | Baltimore | 3287 | 1227 | 2060 | 273.9 | 102.3 | 171.7 |
| 3) | Dallas | 3039 | 1200 | 1839 | 276.3 | 109.1 | 167.2 |
| 4) | Kansas City | 3190 | 1247 | 1943 | 290.0 | 113.4 | 176.6 |
| 5) | San Francisco | 3248 | 902 | 2346 | 295.3 | 82.0 | 213.3 |
| 6) | Carolina | 3350 | 1374 | 1976 | 304.5 | 124.9 | 179.6 |
| 7) | Miami | 3357 | 1021 | 2336 | 305.2 | 92.8 | 212.4 |
| 8) | New England | 3485 | 1035 | 2450 | 316.8 | 94.1 | 222.7 |
| 9) | Detroit | 3507 | 1004 | 2503 | 318.8 | 91.3 | 227.5 |
| 10) | Buffalo | 3839 | 1400 | 2439 | 319.9 | 116.7 | 203.3 |
| 11) | New Orleans | 3523 | 1364 | 2159 | 320.3 | 124.0 | 196.3 |
| 12) | Minnesota | 3527 | 1034 | 2493 | 320.6 | 94.0 | 226.6 |
| 13) | Atlanta | 3532 | 1232 | 2300 | 321.1 | 112.0 | 209.1 |
| 14) | N.Y. Jets | 3558 | 1543 | 2015 | 323.5 | 140.3 | 183.2 |
| 15) | Chicago | 3580 | 875 | 2705 | 325.5 | 79.5 | 245.9 |
| 16) | L.A. Rams | 3643 | 1246 | 2397 | 331.2 | 113.3 | 217.9 |
| 17) | Tennessee | 3689 | 1219 | 2470 | 335.4 | 110.8 | 224.5 |
| 18) | Green Bay | 3743 | 1487 | 2256 | 340.3 | 135.2 | 205.1 |
| 19) | Philadelphia | 3751 | 938 | 2813 | 341.0 | 85.3 | 255.7 |
| 20) | Jacksonville | 3766 | 961 | 2805 | 342.4 | 87.4 | 255.0 |
| 21) | Las Vegas | 4125 | 1524 | 2601 | 343.8 | 127.0 | 216.8 |
| 22) | Houston | 3824 | 1046 | 2778 | 347.6 | 95.1 | 252.5 |
| 23) | Seattle | 3833 | 1295 | 2538 | 348.5 | 117.7 | 230.7 |
| 24) | Indianapolis | 3883 | 1422 | 2461 | 353.0 | 129.3 | 223.7 |
| 25) | Pittsburgh | 3898 | 1302 | 2596 | 354.4 | 118.4 | 236.0 |
| 26) | Arizona | 4302 | 1681 | 2621 | 358.5 | 140.1 | 218.4 |
| 27) | Tampa Bay | 4001 | 1055 | 2946 | 363.7 | 95.9 | 267.8 |
| 28) | N.Y. Giants | 4372 | 1633 | 2739 | 364.3 | 136.1 | 228.3 |
| 29) | Washington | 4532 | 1357 | 3175 | 377.7 | 113.1 | 264.6 |
| 30) | Denver | 4270 | 1707 | 2563 | 388.2 | 155.2 | 233.0 |
| 31) | Cincinnati | 4282 | 1536 | 2746 | 389.3 | 139.6 | 249.6 |
| 32) | L.A. Chargers | 4297 | 1217 | 3080 | 390.6 | 110.6 | 280.0 |

WEEK 12 / THROUGH SUNDAY, NOVEMBER 26, 2023

AFC / TAKEAWAYS, GIVEAWAYS

| Rank | Team | TAKEAWAYS | | | GIVEAWAYS | | | Net Diff |
|------|---------------|------------|------------|------------|------------|------------|------------|-------------|
| | | Int | Fum | Total | Int | Fum | Total | |
| 1) | Pittsburgh | 12 | 8 | 20 | 6 | 3 | 9 | = +11 |
| 2) | Cincinnati | 12 | 7 | 19 | 7 | 2 | 9 | = +10 |
| 3) | Denver | 10 | 12 | 22 | 4 | 10 | 14 | = +8 |
| 4) | Baltimore | 11 | 8 | 19 | 5 | 9 | 14 | = +5 |
| 5) | Houston | 8 | 7 | 15 | 5 | 6 | 11 | = +4 |
| 6) | L.A. Chargers | 6 | 9 | 15 | 6 | 6 | 12 | = +3 |
| 7t) | Indianapolis | 12 | 6 | 18 | 8 | 8 | 16 | = +2 |
| 7t) | Jacksonville | 11 | 9 | 20 | 7 | 11 | 18 | = +2 |
| 9) | Buffalo | 11 | 10 | 21 | 13 | 7 | 20 | = +1 |
| 10) | N.Y. Jets | 12 | 7 | 19 | 10 | 10 | 20 | = -1 |
| 11) | Tennessee | 3 | 5 | 8 | 8 | 4 | 12 | = -4 |
| 12t) | Kansas City | 6 | 8 | 14 | 11 | 8 | 19 | = -5 |
| 12t) | Miami | 9 | 5 | 14 | 11 | 8 | 19 | = -5 |
| 14t) | Cleveland | 9 | 7 | 16 | 13 | 10 | 23 | = -7 |
| 14t) | Las Vegas | 10 | 4 | 14 | 17 | 4 | 21 | = -7 |
| 16) | New England | 6 | 5 | 11 | 14 | 5 | 19 | = -8 |
| | Totals | 148 | 117 | 265 | 145 | 111 | 256 | = +9 |

NFC / TAKEAWAYS, GIVEAWAYS

| Rank | Team | TAKEAWAYS | | | GIVEAWAYS | | | Net Diff |
|------|---------------|------------|-----------|------------|------------|-----------|------------|-------------|
| | | Int | Fum | Total | Int | Fum | Total | |
| 1) | San Francisco | 15 | 6 | 21 | 6 | 4 | 10 | = +11 |
| 2) | Dallas | 12 | 5 | 17 | 7 | 3 | 10 | = +7 |
| 3) | New Orleans | 14 | 6 | 20 | 8 | 6 | 14 | = +6 |
| 4t) | N.Y. Giants | 12 | 7 | 19 | 9 | 5 | 14 | = +5 |
| 4t) | Tampa Bay | 9 | 8 | 17 | 7 | 5 | 12 | = +5 |
| 6) | Seattle | 8 | 7 | 15 | 9 | 4 | 13 | = +2 |
| 7) | Green Bay | 5 | 7 | 12 | 10 | 2 | 12 | = 0 |
| 8) | Arizona | 9 | 5 | 14 | 9 | 6 | 15 | = -1 |
| 9) | Philadelphia | 6 | 8 | 14 | 10 | 6 | 16 | = -2 |
| 10) | L.A. Rams | 5 | 4 | 9 | 10 | 2 | 12 | = -3 |
| 11) | Detroit | 8 | 4 | 12 | 8 | 9 | 17 | = -5 |
| 12t) | Atlanta | 6 | 6 | 12 | 9 | 9 | 18 | = -6 |
| 12t) | Chicago | 9 | 4 | 13 | 12 | 7 | 19 | = -6 |
| 12t) | Minnesota | 9 | 5 | 14 | 6 | 14 | 20 | = -6 |
| 15) | Carolina | 5 | 2 | 7 | 8 | 6 | 14 | = -7 |
| 16) | Washington | 6 | 7 | 13 | 13 | 9 | 22 | = -9 |
| | Totals | 138 | 91 | 229 | 141 | 97 | 238 | = -9 |

NFL / TAKEAWAYS, GIVEAWAYS

| Rank | Team | TAKEAWAYS | | | GIVEAWAYS | | | Net Diff |
|------|---------------|------------|------------|------------|------------|------------|------------|------------|
| | | Int | Fum | Total | Int | Fum | Total | |
| 1t) | Pittsburgh | 12 | 8 | 20 | 6 | 3 | 9 | = +11 |
| 1t) | San Francisco | 15 | 6 | 21 | 6 | 4 | 10 | = +11 |
| 3) | Cincinnati | 12 | 7 | 19 | 7 | 2 | 9 | = +10 |
| 4) | Denver | 10 | 12 | 22 | 4 | 10 | 14 | = +8 |
| 5) | Dallas | 12 | 5 | 17 | 7 | 3 | 10 | = +7 |
| 6) | New Orleans | 14 | 6 | 20 | 8 | 6 | 14 | = +6 |
| 7t) | Baltimore | 11 | 8 | 19 | 5 | 9 | 14 | = +5 |
| 7t) | N.Y. Giants | 12 | 7 | 19 | 9 | 5 | 14 | = +5 |
| 7t) | Tampa Bay | 9 | 8 | 17 | 7 | 5 | 12 | = +5 |
| 10) | Houston | 8 | 7 | 15 | 5 | 6 | 11 | = +4 |
| 11) | L.A. Chargers | 6 | 9 | 15 | 6 | 6 | 12 | = +3 |
| 12t) | Indianapolis | 12 | 6 | 18 | 8 | 8 | 16 | = +2 |
| 12t) | Jacksonville | 11 | 9 | 20 | 7 | 11 | 18 | = +2 |
| 12t) | Seattle | 8 | 7 | 15 | 9 | 4 | 13 | = +2 |
| 15) | Buffalo | 11 | 10 | 21 | 13 | 7 | 20 | = +1 |
| 16) | Green Bay | 5 | 7 | 12 | 10 | 2 | 12 | = 0 |
| 17t) | N.Y. Jets | 12 | 7 | 19 | 10 | 10 | 20 | = -1 |
| 17t) | Arizona | 9 | 5 | 14 | 9 | 6 | 15 | = -1 |
| 19) | Philadelphia | 6 | 8 | 14 | 10 | 6 | 16 | = -2 |
| 20) | L.A. Rams | 5 | 4 | 9 | 10 | 2 | 12 | = -3 |
| 21) | Tennessee | 3 | 5 | 8 | 8 | 4 | 12 | = -4 |
| 22t) | Kansas City | 6 | 8 | 14 | 11 | 8 | 19 | = -5 |
| 22t) | Miami | 9 | 5 | 14 | 11 | 8 | 19 | = -5 |
| 22t) | Detroit | 8 | 4 | 12 | 8 | 9 | 17 | = -5 |
| 25t) | Atlanta | 6 | 6 | 12 | 9 | 9 | 18 | = -6 |
| 25t) | Chicago | 9 | 4 | 13 | 12 | 7 | 19 | = -6 |
| 25t) | Minnesota | 9 | 5 | 14 | 6 | 14 | 20 | = -6 |
| 28t) | Cleveland | 9 | 7 | 16 | 13 | 10 | 23 | = -7 |
| 28t) | Las Vegas | 10 | 4 | 14 | 17 | 4 | 21 | = -7 |
| 28t) | Carolina | 5 | 2 | 7 | 8 | 6 | 14 | = -7 |
| 31) | New England | 6 | 5 | 11 | 14 | 5 | 19 | = -8 |
| 32) | Washington | 6 | 7 | 13 | 13 | 9 | 22 | = -9 |
| | Totals | 286 | 208 | 494 | 286 | 208 | 494 | = 0 |

WEEK 12 / THROUGH SUNDAY, NOVEMBER 26, 2023**AFC / TEAM/OFFENSE INSIDE THE 20**

| Rank | Team | Poss | Pts | TD | TD% | FG | Score | Score% |
|------|---------------|------|-----|----|------|----|-------|--------|
| 1) | Miami | 37 | 199 | 27 | 73.0 | 4 | 31 | 83.8 |
| 2) | Buffalo | 46 | 251 | 31 | 67.4 | 11 | 42 | 91.3 |
| 3) | Baltimore | 48 | 259 | 31 | 64.6 | 14 | 45 | 93.8 |
| 4) | L.A. Chargers | 36 | 189 | 23 | 63.9 | 9 | 32 | 88.9 |
| 5) | Indianapolis | 35 | 178 | 21 | 60.0 | 10 | 31 | 88.6 |
| 6) | Cincinnati | 29 | 140 | 17 | 58.6 | 7 | 24 | 82.8 |
| 7) | Kansas City | 41 | 194 | 23 | 56.1 | 11 | 34 | 82.9 |
| 8) | Cleveland | 33 | 167 | 18 | 54.5 | 13 | 31 | 93.9 |
| 9) | New England | 24 | 107 | 13 | 54.2 | 6 | 19 | 79.2 |
| 10) | Houston | 39 | 181 | 20 | 51.3 | 14 | 34 | 87.2 |
| 11) | Denver | 41 | 199 | 21 | 51.2 | 18 | 39 | 95.1 |
| 12) | Jacksonville | 31 | 131 | 15 | 48.4 | 8 | 23 | 74.2 |
| 13) | Las Vegas | 34 | 148 | 16 | 47.1 | 12 | 28 | 82.4 |
| 14) | Pittsburgh | 23 | 103 | 10 | 43.5 | 11 | 21 | 91.3 |
| 15) | Tennessee | 31 | 129 | 12 | 38.7 | 15 | 27 | 87.1 |
| 16) | N.Y. Jets | 25 | 95 | 7 | 28.0 | 15 | 22 | 88.0 |

AFC / OPPONENTS/DEFENSE INSIDE THE 20

| Rank | Team | Poss | Pts | TD | TD% | FG | Score | Score% |
|------|---------------|------|-----|----|------|----|-------|--------|
| 1) | Baltimore | 32 | 133 | 12 | 37.5 | 16 | 28 | 87.5 |
| 2) | Tennessee | 38 | 168 | 15 | 39.5 | 21 | 36 | 94.7 |
| 3) | Pittsburgh | 32 | 128 | 13 | 40.6 | 11 | 24 | 75.0 |
| 4) | N.Y. Jets | 32 | 142 | 14 | 43.8 | 14 | 28 | 87.5 |
| 5) | New England | 35 | 154 | 16 | 45.7 | 14 | 30 | 85.7 |
| 6) | Cincinnati | 43 | 194 | 22 | 51.2 | 13 | 35 | 81.4 |
| 7) | Denver | 41 | 189 | 21 | 51.2 | 14 | 35 | 85.4 |
| 8) | Jacksonville | 35 | 156 | 18 | 51.4 | 10 | 28 | 80.0 |
| 9) | L.A. Chargers | 38 | 167 | 20 | 52.6 | 10 | 30 | 78.9 |
| 10) | Houston | 36 | 167 | 19 | 52.8 | 11 | 30 | 83.3 |
| 11) | Indianapolis | 34 | 161 | 18 | 52.9 | 12 | 30 | 88.2 |
| 12) | Buffalo | 37 | 162 | 20 | 54.1 | 9 | 29 | 78.4 |
| 13) | Kansas City | 30 | 142 | 17 | 56.7 | 7 | 24 | 80.0 |
| 14) | Cleveland | 26 | 136 | 16 | 61.5 | 8 | 24 | 92.3 |
| 15) | Las Vegas | 36 | 186 | 23 | 63.9 | 9 | 32 | 88.9 |
| 16) | Miami | 34 | 178 | 22 | 64.7 | 8 | 30 | 88.2 |

WEEK 12 / THROUGH SUNDAY, NOVEMBER 26, 2023**NFC / TEAM/OFFENSE INSIDE THE 20**

| Rank | Team | Poss | Pts | TD | TD% | FG | Score | Score% |
|------|---------------|------|-----|----|------|----|-------|--------|
| 1) | Philadelphia | 43 | 214 | 27 | 62.8 | 9 | 36 | 83.7 |
| 2) | Chicago | 29 | 151 | 18 | 62.1 | 9 | 27 | 93.1 |
| 3) | San Francisco | 44 | 228 | 27 | 61.4 | 13 | 40 | 90.9 |
| 4) | L.A. Rams | 31 | 166 | 19 | 61.3 | 11 | 30 | 96.8 |
| 5) | Arizona | 27 | 129 | 16 | 59.3 | 7 | 23 | 85.2 |
| 6) | Washington | 36 | 174 | 21 | 58.3 | 9 | 30 | 83.3 |
| 7) | Detroit | 38 | 176 | 21 | 55.3 | 9 | 30 | 78.9 |
| 8) | Dallas | 46 | 217 | 25 | 54.3 | 14 | 39 | 84.8 |
| 9) | Atlanta | 34 | 154 | 18 | 52.9 | 10 | 28 | 82.4 |
| 10) | Carolina | 25 | 115 | 13 | 52.0 | 8 | 21 | 84.0 |
| 11t) | Green Bay | 38 | 165 | 19 | 50.0 | 11 | 30 | 78.9 |
| 11t) | Minnesota | 36 | 162 | 18 | 50.0 | 12 | 30 | 83.3 |
| 13) | Seattle | 36 | 158 | 17 | 47.2 | 13 | 30 | 83.3 |
| 14) | Tampa Bay | 31 | 140 | 14 | 45.2 | 14 | 28 | 90.3 |
| 15) | New Orleans | 40 | 164 | 17 | 42.5 | 14 | 31 | 77.5 |
| 16) | N.Y. Giants | 30 | 109 | 12 | 40.0 | 9 | 21 | 70.0 |

NFC / OPPONENTS/DEFENSE INSIDE THE 20

| Rank | Team | Poss | Pts | TD | TD% | FG | Score | Score% |
|------|---------------|------|-----|----|------|----|-------|--------|
| 1) | Tampa Bay | 37 | 146 | 14 | 37.8 | 16 | 30 | 81.1 |
| 2) | Atlanta | 34 | 139 | 13 | 38.2 | 16 | 29 | 85.3 |
| 3) | Green Bay | 37 | 170 | 18 | 48.6 | 15 | 33 | 89.2 |
| 4) | San Francisco | 25 | 107 | 13 | 52.0 | 6 | 19 | 76.0 |
| 5) | L.A. Rams | 34 | 163 | 18 | 52.9 | 12 | 30 | 88.2 |
| 6) | Minnesota | 30 | 143 | 16 | 53.3 | 10 | 26 | 86.7 |
| 7) | New Orleans | 31 | 150 | 17 | 54.8 | 10 | 27 | 87.1 |
| 8) | Washington | 36 | 175 | 20 | 55.6 | 12 | 32 | 88.9 |
| 9) | Dallas | 28 | 131 | 16 | 57.1 | 7 | 23 | 82.1 |
| 10) | Arizona | 54 | 265 | 32 | 59.3 | 14 | 46 | 85.2 |
| 11) | N.Y. Giants | 42 | 212 | 26 | 61.9 | 10 | 36 | 85.7 |
| 12) | Philadelphia | 37 | 186 | 24 | 64.9 | 6 | 30 | 81.1 |
| 13) | Seattle | 30 | 158 | 20 | 66.7 | 6 | 26 | 86.7 |
| 14) | Detroit | 35 | 193 | 24 | 68.6 | 9 | 33 | 94.3 |
| 15) | Carolina | 36 | 209 | 26 | 72.2 | 9 | 35 | 97.2 |
| 16) | Chicago | 32 | 182 | 24 | 75.0 | 5 | 29 | 90.6 |

WEEK 12 / THROUGH SUNDAY, NOVEMBER 26, 2023**NFL / TEAM/OFFENSE INSIDE THE 20**

| Rank | Team | Poss | Pts | TD | TD% | FG | Score | Score% |
|------|---------------|------|-----|----|------|----|-------|--------|
| 1) | Miami | 37 | 199 | 27 | 73.0 | 4 | 31 | 83.8 |
| 2) | Buffalo | 46 | 251 | 31 | 67.4 | 11 | 42 | 91.3 |
| 3) | Baltimore | 48 | 259 | 31 | 64.6 | 14 | 45 | 93.8 |
| 4) | L.A. Chargers | 36 | 189 | 23 | 63.9 | 9 | 32 | 88.9 |
| 5) | Philadelphia | 43 | 214 | 27 | 62.8 | 9 | 36 | 83.7 |
| 6) | Chicago | 29 | 151 | 18 | 62.1 | 9 | 27 | 93.1 |
| 7) | San Francisco | 44 | 228 | 27 | 61.4 | 13 | 40 | 90.9 |
| 8) | L.A. Rams | 31 | 166 | 19 | 61.3 | 11 | 30 | 96.8 |
| 9) | Indianapolis | 35 | 178 | 21 | 60.0 | 10 | 31 | 88.6 |
| 10) | Arizona | 27 | 129 | 16 | 59.3 | 7 | 23 | 85.2 |
| 11) | Cincinnati | 29 | 140 | 17 | 58.6 | 7 | 24 | 82.8 |
| 12) | Washington | 36 | 174 | 21 | 58.3 | 9 | 30 | 83.3 |
| 13) | Kansas City | 41 | 194 | 23 | 56.1 | 11 | 34 | 82.9 |
| 14) | Detroit | 38 | 176 | 21 | 55.3 | 9 | 30 | 78.9 |
| 15) | Cleveland | 33 | 167 | 18 | 54.5 | 13 | 31 | 93.9 |
| 16) | Dallas | 46 | 217 | 25 | 54.3 | 14 | 39 | 84.8 |
| 17) | New England | 24 | 107 | 13 | 54.2 | 6 | 19 | 79.2 |
| 18) | Atlanta | 34 | 154 | 18 | 52.9 | 10 | 28 | 82.4 |
| 19) | Carolina | 25 | 115 | 13 | 52.0 | 8 | 21 | 84.0 |
| 20) | Houston | 39 | 181 | 20 | 51.3 | 14 | 34 | 87.2 |
| 21) | Denver | 41 | 199 | 21 | 51.2 | 18 | 39 | 95.1 |
| 22t) | Green Bay | 38 | 165 | 19 | 50.0 | 11 | 30 | 78.9 |
| 22t) | Minnesota | 36 | 162 | 18 | 50.0 | 12 | 30 | 83.3 |
| 24) | Jacksonville | 31 | 131 | 15 | 48.4 | 8 | 23 | 74.2 |
| 25) | Seattle | 36 | 158 | 17 | 47.2 | 13 | 30 | 83.3 |
| 26) | Las Vegas | 34 | 148 | 16 | 47.1 | 12 | 28 | 82.4 |
| 27) | Tampa Bay | 31 | 140 | 14 | 45.2 | 14 | 28 | 90.3 |
| 28) | Pittsburgh | 23 | 103 | 10 | 43.5 | 11 | 21 | 91.3 |
| 29) | New Orleans | 40 | 164 | 17 | 42.5 | 14 | 31 | 77.5 |
| 30) | N.Y. Giants | 30 | 109 | 12 | 40.0 | 9 | 21 | 70.0 |
| 31) | Tennessee | 31 | 129 | 12 | 38.7 | 15 | 27 | 87.1 |
| 32) | N.Y. Jets | 25 | 95 | 7 | 28.0 | 15 | 22 | 88.0 |

NFL / OPPONENTS/DEFENSE INSIDE THE 20

| Rank | Team | Poss | Pts | TD | TD% | FG | Score | Score% |
|------|---------------|------|-----|----|------|----|-------|--------|
| 1) | Baltimore | 32 | 133 | 12 | 37.5 | 16 | 28 | 87.5 |
| 2) | Tampa Bay | 37 | 146 | 14 | 37.8 | 16 | 30 | 81.1 |
| 3) | Atlanta | 34 | 139 | 13 | 38.2 | 16 | 29 | 85.3 |
| 4) | Tennessee | 38 | 168 | 15 | 39.5 | 21 | 36 | 94.7 |
| 5) | Pittsburgh | 32 | 128 | 13 | 40.6 | 11 | 24 | 75.0 |
| 6) | N.Y. Jets | 32 | 142 | 14 | 43.8 | 14 | 28 | 87.5 |
| 7) | New England | 35 | 154 | 16 | 45.7 | 14 | 30 | 85.7 |
| 8) | Green Bay | 37 | 170 | 18 | 48.6 | 15 | 33 | 89.2 |
| 9) | Cincinnati | 43 | 194 | 22 | 51.2 | 13 | 35 | 81.4 |
| 10) | Denver | 41 | 189 | 21 | 51.2 | 14 | 35 | 85.4 |
| 11) | Jacksonville | 35 | 156 | 18 | 51.4 | 10 | 28 | 80.0 |
| 12) | San Francisco | 25 | 107 | 13 | 52.0 | 6 | 19 | 76.0 |
| 13) | L.A. Chargers | 38 | 167 | 20 | 52.6 | 10 | 30 | 78.9 |
| 14) | Houston | 36 | 167 | 19 | 52.8 | 11 | 30 | 83.3 |
| 15t) | Indianapolis | 34 | 161 | 18 | 52.9 | 12 | 30 | 88.2 |
| 15t) | L.A. Rams | 34 | 163 | 18 | 52.9 | 12 | 30 | 88.2 |
| 17) | Minnesota | 30 | 143 | 16 | 53.3 | 10 | 26 | 86.7 |
| 18) | Buffalo | 37 | 162 | 20 | 54.1 | 9 | 29 | 78.4 |
| 19) | New Orleans | 31 | 150 | 17 | 54.8 | 10 | 27 | 87.1 |
| 20) | Washington | 36 | 175 | 20 | 55.6 | 12 | 32 | 88.9 |
| 21) | Kansas City | 30 | 142 | 17 | 56.7 | 7 | 24 | 80.0 |
| 22) | Dallas | 28 | 131 | 16 | 57.1 | 7 | 23 | 82.1 |
| 23) | Arizona | 54 | 265 | 32 | 59.3 | 14 | 46 | 85.2 |
| 24) | Cleveland | 26 | 136 | 16 | 61.5 | 8 | 24 | 92.3 |
| 25) | N.Y. Giants | 42 | 212 | 26 | 61.9 | 10 | 36 | 85.7 |
| 26) | Las Vegas | 36 | 186 | 23 | 63.9 | 9 | 32 | 88.9 |
| 27) | Miami | 34 | 178 | 22 | 64.7 | 8 | 30 | 88.2 |
| 28) | Philadelphia | 37 | 186 | 24 | 64.9 | 6 | 30 | 81.1 |
| 29) | Seattle | 30 | 158 | 20 | 66.7 | 6 | 26 | 86.7 |
| 30) | Detroit | 35 | 193 | 24 | 68.6 | 9 | 33 | 94.3 |
| 31) | Carolina | 36 | 209 | 26 | 72.2 | 9 | 35 | 97.2 |
| 32) | Chicago | 32 | 182 | 24 | 75.0 | 5 | 29 | 90.6 |

WEEK 12 / THROUGH SUNDAY, NOVEMBER 26, 2023**AFC / OFFENSE/TEAMS: FIRST DOWNS, THIRD DOWNS, FOURTH DOWNS**

| Rank | Team | FIRST DOWNS | | | | THIRD DOWNS | | | FOURTH DOWNS | | |
|------|---------------|-------------|-------------|-------------|------------|-------------|-------------|-------------|--------------|------------|-------------|
| | | Total | Rush | Pass | Pen | Made | Att | Pct | Made | Att | Pct |
| 1) | Buffalo | 271 | 104 | 149 | 18 | 77 | 155 | 49.7 | 7 | 12 | 58.3 |
| 2) | Miami | 246 | 74 | 157 | 15 | 52 | 123 | 42.3 | 5 | 15 | 33.3 |
| 3) | Kansas City | 239 | 73 | 147 | 19 | 64 | 140 | 45.7 | 5 | 10 | 50.0 |
| 4) | Baltimore | 251 | 108 | 116 | 27 | 66 | 152 | 43.4 | 4 | 10 | 40.0 |
| 5) | Houston | 228 | 55 | 156 | 17 | 66 | 150 | 44.0 | 5 | 12 | 41.7 |
| 6) | Jacksonville | 218 | 66 | 123 | 29 | 53 | 144 | 36.8 | 7 | 16 | 43.8 |
| 7) | Cleveland | 216 | 88 | 103 | 25 | 52 | 166 | 31.3 | 9 | 18 | 50.0 |
| 8) | L.A. Chargers | 214 | 57 | 138 | 19 | 67 | 154 | 43.5 | 11 | 20 | 55.0 |
| 9) | Indianapolis | 210 | 72 | 119 | 19 | 58 | 154 | 37.7 | 11 | 22 | 50.0 |
| 10) | Cincinnati | 202 | 52 | 129 | 21 | 48 | 139 | 34.5 | 5 | 11 | 45.5 |
| 11) | Denver | 194 | 69 | 99 | 26 | 53 | 137 | 38.7 | 4 | 9 | 44.4 |
| 12) | New England | 190 | 71 | 106 | 13 | 49 | 146 | 33.6 | 7 | 17 | 41.2 |
| 13) | Las Vegas | 204 | 52 | 130 | 22 | 50 | 146 | 34.2 | 10 | 19 | 52.6 |
| 14) | Tennessee | 184 | 59 | 95 | 30 | 42 | 132 | 31.8 | 7 | 12 | 58.3 |
| 15) | Pittsburgh | 181 | 72 | 95 | 14 | 55 | 153 | 35.9 | 4 | 9 | 44.4 |
| 16) | N.Y. Jets | 159 | 44 | 98 | 17 | 35 | 145 | 24.1 | 12 | 18 | 66.7 |
| | Totals | 3407 | 1116 | 1960 | 331 | 887 | 2336 | 38.0 | 113 | 230 | 49.1 |

AFC / DEFENSE/OPPONENTS: FIRST DOWNS, THIRD DOWNS, FOURTH DOWNS

| Rank | Team | FIRST DOWNS | | | | THIRD DOWNS | | | FOURTH DOWNS | | |
|------|---------------|-------------|-------------|-------------|------------|-------------|-------------|-------------|--------------|------------|-------------|
| | | Total | Rush | Pass | Pen | Made | Att | Pct | Made | Att | Pct |
| 1) | Cleveland | 142 | 55 | 71 | 16 | 38 | 140 | 27.1 | 4 | 7 | 57.1 |
| 2) | Kansas City | 191 | 66 | 107 | 18 | 52 | 140 | 37.1 | 7 | 18 | 38.9 |
| 3) | Baltimore | 209 | 66 | 117 | 26 | 64 | 177 | 36.2 | 8 | 22 | 36.4 |
| 4) | Jacksonville | 198 | 58 | 129 | 11 | 50 | 143 | 35.0 | 12 | 26 | 46.2 |
| 5) | New England | 204 | 60 | 127 | 17 | 59 | 152 | 38.8 | 8 | 12 | 66.7 |
| 6) | Miami | 208 | 72 | 118 | 18 | 51 | 142 | 35.9 | 9 | 21 | 42.9 |
| 7) | Buffalo | 228 | 65 | 136 | 27 | 60 | 156 | 38.5 | 9 | 16 | 56.3 |
| 8t) | N.Y. Jets | 213 | 80 | 109 | 24 | 70 | 165 | 42.4 | 4 | 6 | 66.7 |
| 8t) | Pittsburgh | 213 | 64 | 125 | 24 | 58 | 153 | 37.9 | 6 | 13 | 46.2 |
| 8t) | Tennessee | 213 | 68 | 120 | 25 | 60 | 151 | 39.7 | 10 | 15 | 66.7 |
| 11) | Las Vegas | 244 | 88 | 135 | 21 | 65 | 154 | 42.2 | 7 | 15 | 46.7 |
| 12t) | Houston | 224 | 73 | 125 | 26 | 62 | 147 | 42.2 | 5 | 13 | 38.5 |
| 12t) | Indianapolis | 224 | 86 | 117 | 21 | 61 | 159 | 38.4 | 11 | 17 | 64.7 |
| 14) | Denver | 238 | 84 | 129 | 25 | 46 | 127 | 36.2 | 12 | 24 | 50.0 |
| 15) | Cincinnati | 241 | 88 | 133 | 20 | 61 | 138 | 44.2 | 2 | 8 | 25.0 |
| 16) | L.A. Chargers | 248 | 69 | 152 | 27 | 50 | 142 | 35.2 | 16 | 27 | 59.3 |
| | Totals | 3438 | 1142 | 1950 | 346 | 907 | 2386 | 38.0 | 130 | 260 | 50.0 |

WEEK 12 / THROUGH SUNDAY, NOVEMBER 26, 2023**NFC / OFFENSE/TEAMS: FIRST DOWNS, THIRD DOWNS, FOURTH DOWNS**

| Rank | Team | FIRST DOWNS | | | | THIRD DOWNS | | | FOURTH DOWNS | | |
|------|---------------|-------------|-------------|-------------|------------|-------------|-------------|-------------|--------------|------------|-------------|
| | | Total | Rush | Pass | Pen | Made | Att | Pct | Made | Att | Pct |
| 1) | Philadelphia | 250 | 102 | 123 | 25 | 70 | 148 | 47.3 | 13 | 17 | 76.5 |
| 2t) | Dallas | 247 | 74 | 147 | 26 | 72 | 151 | 47.7 | 7 | 15 | 46.7 |
| 2t) | Detroit | 247 | 80 | 151 | 16 | 65 | 152 | 42.8 | 13 | 27 | 48.1 |
| 2t) | San Francisco | 247 | 93 | 133 | 21 | 52 | 117 | 44.4 | 4 | 7 | 57.1 |
| 5) | Washington | 254 | 75 | 154 | 25 | 60 | 157 | 38.2 | 8 | 17 | 47.1 |
| 6) | Minnesota | 229 | 54 | 147 | 28 | 62 | 150 | 41.3 | 14 | 19 | 73.7 |
| 7) | Atlanta | 224 | 90 | 119 | 15 | 62 | 148 | 41.9 | 6 | 14 | 42.9 |
| 8) | L.A. Rams | 220 | 69 | 129 | 22 | 61 | 147 | 41.5 | 9 | 15 | 60.0 |
| 9t) | Chicago | 215 | 92 | 113 | 10 | 63 | 146 | 43.2 | 9 | 18 | 50.0 |
| 9t) | New Orleans | 215 | 70 | 126 | 19 | 60 | 162 | 37.0 | 8 | 14 | 57.1 |
| 11) | Carolina | 205 | 67 | 111 | 27 | 60 | 161 | 37.3 | 15 | 26 | 57.7 |
| 12) | Seattle | 203 | 62 | 120 | 21 | 42 | 134 | 31.3 | 6 | 12 | 50.0 |
| 13) | Green Bay | 200 | 53 | 128 | 19 | 65 | 149 | 43.6 | 10 | 19 | 52.6 |
| 14) | Arizona | 218 | 76 | 118 | 24 | 54 | 153 | 35.3 | 8 | 25 | 32.0 |
| 15) | Tampa Bay | 198 | 50 | 122 | 26 | 61 | 151 | 40.4 | 8 | 12 | 66.7 |
| 16) | N.Y. Giants | 184 | 63 | 98 | 23 | 55 | 178 | 30.9 | 11 | 23 | 47.8 |
| | Totals | 3556 | 1170 | 2039 | 347 | 964 | 2404 | 40.1 | 149 | 280 | 53.2 |

NFC / DEFENSE/OPPONENTS: FIRST DOWNS, THIRD DOWNS, FOURTH DOWNS

| Rank | Team | FIRST DOWNS | | | | THIRD DOWNS | | | FOURTH DOWNS | | |
|------|---------------|-------------|-------------|-------------|------------|-------------|-------------|-------------|--------------|------------|-------------|
| | | Total | Rush | Pass | Pen | Made | Att | Pct | Made | Att | Pct |
| 1) | Dallas | 186 | 64 | 96 | 26 | 49 | 143 | 34.3 | 13 | 24 | 54.2 |
| 2) | San Francisco | 203 | 64 | 118 | 21 | 55 | 138 | 39.9 | 6 | 15 | 40.0 |
| 3t) | Atlanta | 204 | 61 | 120 | 23 | 50 | 142 | 35.2 | 5 | 10 | 50.0 |
| 3t) | New Orleans | 204 | 71 | 108 | 25 | 52 | 146 | 35.6 | 5 | 11 | 45.5 |
| 5) | Minnesota | 205 | 67 | 128 | 10 | 63 | 152 | 41.4 | 10 | 16 | 62.5 |
| 6) | Chicago | 210 | 55 | 139 | 16 | 68 | 143 | 47.6 | 8 | 13 | 61.5 |
| 7) | Carolina | 215 | 84 | 112 | 19 | 48 | 137 | 35.0 | 6 | 8 | 75.0 |
| 8) | Detroit | 216 | 56 | 133 | 27 | 46 | 127 | 36.2 | 10 | 17 | 58.8 |
| 9) | Washington | 236 | 71 | 149 | 16 | 64 | 162 | 39.5 | 9 | 15 | 60.0 |
| 10) | L.A. Rams | 217 | 72 | 123 | 22 | 59 | 149 | 39.6 | 11 | 16 | 68.8 |
| 11) | Green Bay | 223 | 85 | 118 | 20 | 63 | 158 | 39.9 | 11 | 22 | 50.0 |
| 12) | N.Y. Giants | 244 | 93 | 129 | 22 | 54 | 154 | 35.1 | 7 | 14 | 50.0 |
| 13) | Tampa Bay | 227 | 66 | 146 | 15 | 65 | 146 | 44.5 | 7 | 14 | 50.0 |
| 14) | Philadelphia | 232 | 56 | 154 | 22 | 70 | 154 | 45.5 | 12 | 25 | 48.0 |
| 15) | Seattle | 233 | 78 | 130 | 25 | 67 | 152 | 44.1 | 6 | 17 | 35.3 |
| 16) | Arizona | 270 | 101 | 146 | 23 | 71 | 151 | 47.0 | 6 | 13 | 46.2 |
| | Totals | 3525 | 1144 | 2049 | 332 | 944 | 2354 | 40.1 | 132 | 250 | 52.8 |

WEEK 12 / THROUGH SUNDAY, NOVEMBER 26, 2023

NFL / OFFENSE/TEAMS: FIRST DOWNS, THIRD DOWNS, FOURTH DOWNS

| Rank | Team | FIRST DOWNS | | | | THIRD DOWNS | | | FOURTH DOWNS | | |
|------|---------------|-------------|-------------|-------------|------------|-------------|-------------|-------------|--------------|------------|-------------|
| | | Total | Rush | Pass | Pen | Made | Att | Pct | Made | Att | Pct |
| 1) | Philadelphia | 250 | 102 | 123 | 25 | 70 | 148 | 47.3 | 13 | 17 | 76.5 |
| 2) | Buffalo | 271 | 104 | 149 | 18 | 77 | 155 | 49.7 | 7 | 12 | 58.3 |
| 3t) | Dallas | 247 | 74 | 147 | 26 | 72 | 151 | 47.7 | 7 | 15 | 46.7 |
| 3t) | Detroit | 247 | 80 | 151 | 16 | 65 | 152 | 42.8 | 13 | 27 | 48.1 |
| 3t) | San Francisco | 247 | 93 | 133 | 21 | 52 | 117 | 44.4 | 4 | 7 | 57.1 |
| 6) | Miami | 246 | 74 | 157 | 15 | 52 | 123 | 42.3 | 5 | 15 | 33.3 |
| 7) | Kansas City | 239 | 73 | 147 | 19 | 64 | 140 | 45.7 | 5 | 10 | 50.0 |
| 8) | Washington | 254 | 75 | 154 | 25 | 60 | 157 | 38.2 | 8 | 17 | 47.1 |
| 9) | Baltimore | 251 | 108 | 116 | 27 | 66 | 152 | 43.4 | 4 | 10 | 40.0 |
| 10) | Minnesota | 229 | 54 | 147 | 28 | 62 | 150 | 41.3 | 14 | 19 | 73.7 |
| 11) | Houston | 228 | 55 | 156 | 17 | 66 | 150 | 44.0 | 5 | 12 | 41.7 |
| 12) | Atlanta | 224 | 90 | 119 | 15 | 62 | 148 | 41.9 | 6 | 14 | 42.9 |
| 13) | L.A. Rams | 220 | 69 | 129 | 22 | 61 | 147 | 41.5 | 9 | 15 | 60.0 |
| 14) | Jacksonville | 218 | 66 | 123 | 29 | 53 | 144 | 36.8 | 7 | 16 | 43.8 |
| 15) | Cleveland | 216 | 88 | 103 | 25 | 52 | 166 | 31.3 | 9 | 18 | 50.0 |
| 16t) | Chicago | 215 | 92 | 113 | 10 | 63 | 146 | 43.2 | 9 | 18 | 50.0 |
| 16t) | New Orleans | 215 | 70 | 126 | 19 | 60 | 162 | 37.0 | 8 | 14 | 57.1 |
| 18) | L.A. Chargers | 214 | 57 | 138 | 19 | 67 | 154 | 43.5 | 11 | 20 | 55.0 |
| 19) | Indianapolis | 210 | 72 | 119 | 19 | 58 | 154 | 37.7 | 11 | 22 | 50.0 |
| 20) | Carolina | 205 | 67 | 111 | 27 | 60 | 161 | 37.3 | 15 | 26 | 57.7 |
| 21) | Seattle | 203 | 62 | 120 | 21 | 42 | 134 | 31.3 | 6 | 12 | 50.0 |
| 22) | Cincinnati | 202 | 52 | 129 | 21 | 48 | 139 | 34.5 | 5 | 11 | 45.5 |
| 23) | Green Bay | 200 | 53 | 128 | 19 | 65 | 149 | 43.6 | 10 | 19 | 52.6 |
| 24) | Arizona | 218 | 76 | 118 | 24 | 54 | 153 | 35.3 | 8 | 25 | 32.0 |
| 25) | Tampa Bay | 198 | 50 | 122 | 26 | 61 | 151 | 40.4 | 8 | 12 | 66.7 |
| 26) | Denver | 194 | 69 | 99 | 26 | 53 | 137 | 38.7 | 4 | 9 | 44.4 |
| 27) | New England | 190 | 71 | 106 | 13 | 49 | 146 | 33.6 | 7 | 17 | 41.2 |
| 28) | Las Vegas | 204 | 52 | 130 | 22 | 50 | 146 | 34.2 | 10 | 19 | 52.6 |
| 29) | Tennessee | 184 | 59 | 95 | 30 | 42 | 132 | 31.8 | 7 | 12 | 58.3 |
| 30) | Pittsburgh | 181 | 72 | 95 | 14 | 55 | 153 | 35.9 | 4 | 9 | 44.4 |
| 31) | N.Y. Giants | 184 | 63 | 98 | 23 | 55 | 178 | 30.9 | 11 | 23 | 47.8 |
| 32) | N.Y. Jets | 159 | 44 | 98 | 17 | 35 | 145 | 24.1 | 12 | 18 | 66.7 |
| | Totals | 6963 | 2286 | 3999 | 678 | 1851 | 4740 | 39.1 | 262 | 510 | 51.4 |

NFL / DEFENSE/OPPONENTS: FIRST DOWNS, THIRD DOWNS, FOURTH DOWNS

| Rank | Team | FIRST DOWNS | | | | THIRD DOWNS | | | FOURTH DOWNS | | |
|------|---------------|-------------|-------------|-------------|------------|-------------|-------------|-------------|--------------|------------|-------------|
| | | Total | Rush | Pass | Pen | Made | Att | Pct | Made | Att | Pct |
| 1) | Cleveland | 142 | 55 | 71 | 16 | 38 | 140 | 27.1 | 4 | 7 | 57.1 |
| 2) | Dallas | 186 | 64 | 96 | 26 | 49 | 143 | 34.3 | 13 | 24 | 54.2 |
| 3) | Kansas City | 191 | 66 | 107 | 18 | 52 | 140 | 37.1 | 7 | 18 | 38.9 |
| 4) | Baltimore | 209 | 66 | 117 | 26 | 64 | 177 | 36.2 | 8 | 22 | 36.4 |
| 5) | Jacksonville | 198 | 58 | 129 | 11 | 50 | 143 | 35.0 | 12 | 26 | 46.2 |
| 6) | San Francisco | 203 | 64 | 118 | 21 | 55 | 138 | 39.9 | 6 | 15 | 40.0 |
| 7t) | New England | 204 | 60 | 127 | 17 | 59 | 152 | 38.8 | 8 | 12 | 66.7 |
| 7t) | Atlanta | 204 | 61 | 120 | 23 | 50 | 142 | 35.2 | 5 | 10 | 50.0 |
| 7t) | New Orleans | 204 | 71 | 108 | 25 | 52 | 146 | 35.6 | 5 | 11 | 45.5 |
| 10) | Minnesota | 205 | 67 | 128 | 10 | 63 | 152 | 41.4 | 10 | 16 | 62.5 |
| 11) | Miami | 208 | 72 | 118 | 18 | 51 | 142 | 35.9 | 9 | 21 | 42.9 |
| 12) | Buffalo | 228 | 65 | 136 | 27 | 60 | 156 | 38.5 | 9 | 16 | 56.3 |
| 13) | Chicago | 210 | 55 | 139 | 16 | 68 | 143 | 47.6 | 8 | 13 | 61.5 |
| 14t) | N.Y. Jets | 213 | 80 | 109 | 24 | 70 | 165 | 42.4 | 4 | 6 | 66.7 |
| 14t) | Pittsburgh | 213 | 64 | 125 | 24 | 58 | 153 | 37.9 | 6 | 13 | 46.2 |
| 14t) | Tennessee | 213 | 68 | 120 | 25 | 60 | 151 | 39.7 | 10 | 15 | 66.7 |
| 17) | Carolina | 215 | 84 | 112 | 19 | 48 | 137 | 35.0 | 6 | 8 | 75.0 |
| 18) | Detroit | 216 | 56 | 133 | 27 | 46 | 127 | 36.2 | 10 | 17 | 58.8 |
| 19) | Washington | 236 | 71 | 149 | 16 | 64 | 162 | 39.5 | 9 | 15 | 60.0 |
| 20) | L.A. Rams | 217 | 72 | 123 | 22 | 59 | 149 | 39.6 | 11 | 16 | 68.8 |
| 21) | Green Bay | 223 | 85 | 118 | 20 | 63 | 158 | 39.9 | 11 | 22 | 50.0 |
| 22t) | Las Vegas | 244 | 88 | 135 | 21 | 65 | 154 | 42.2 | 7 | 15 | 46.7 |
| 22t) | N.Y. Giants | 244 | 93 | 129 | 22 | 54 | 154 | 35.1 | 7 | 14 | 50.0 |
| 24t) | Houston | 224 | 73 | 125 | 26 | 62 | 147 | 42.2 | 5 | 13 | 38.5 |
| 24t) | Indianapolis | 224 | 86 | 117 | 21 | 61 | 159 | 38.4 | 11 | 17 | 64.7 |
| 26) | Tampa Bay | 227 | 66 | 146 | 15 | 65 | 146 | 44.5 | 7 | 14 | 50.0 |
| 27) | Philadelphia | 232 | 56 | 154 | 22 | 70 | 154 | 45.5 | 12 | 25 | 48.0 |
| 28) | Seattle | 233 | 78 | 130 | 25 | 67 | 152 | 44.1 | 6 | 17 | 35.3 |
| 29) | Denver | 238 | 84 | 129 | 25 | 46 | 127 | 36.2 | 12 | 24 | 50.0 |
| 30) | Cincinnati | 241 | 88 | 133 | 20 | 61 | 138 | 44.2 | 2 | 8 | 25.0 |
| 31) | Arizona | 270 | 101 | 146 | 23 | 71 | 151 | 47.0 | 6 | 13 | 46.2 |
| 32) | L.A. Chargers | 248 | 69 | 152 | 27 | 50 | 142 | 35.2 | 16 | 27 | 59.3 |
| | Totals | 6963 | 2286 | 3999 | 678 | 1851 | 4740 | 39.1 | 262 | 510 | 51.4 |

WEEK 12 / THROUGH SUNDAY, NOVEMBER 26, 2023**AFC / FIRST-DOWN PLAYS BY TEAMS**

| Rank | Team | Yds/Play | Plays | Yards |
|-------------|---------------|-----------------|--------------|--------------|
| 1) | Miami | 6.98 | 326 | 2275 |
| 2) | Tennessee | 6.51 | 276 | 1797 |
| 3) | Buffalo | 5.99 | 356 | 2132 |
| 4) | Baltimore | 5.80 | 344 | 1996 |
| 5) | N.Y. Jets | 5.71 | 277 | 1583 |
| 6) | Denver | 5.60 | 280 | 1567 |
| 7) | Jacksonville | 5.49 | 319 | 1750 |
| 8) | Houston | 5.38 | 315 | 1694 |
| 9) | New England | 5.31 | 290 | 1539 |
| 10) | Kansas City | 5.30 | 322 | 1706 |
| 11) | Cincinnati | 5.14 | 292 | 1500 |
| 12) | L.A. Chargers | 5.12 | 299 | 1530 |
| 13) | Las Vegas | 4.86 | 304 | 1477 |
| 14) | Pittsburgh | 4.86 | 285 | 1384 |
| 15) | Indianapolis | 4.66 | 304 | 1418 |
| 16) | Cleveland | 4.14 | 332 | 1373 |
| | TOTAL | 5.43 | 4921 | 26721 |

AFC / FIRST-DOWN PLAYS BY OPPONENTS

| Rank | Team | Yds/Play | Plays | Yards |
|-------------|---------------|-----------------|--------------|--------------|
| 1) | N.Y. Jets | 4.23 | 315 | 1333 |
| 2) | Cleveland | 4.57 | 259 | 1183 |
| 3) | Baltimore | 4.58 | 325 | 1487 |
| 4) | Tennessee | 4.73 | 299 | 1413 |
| 5) | New England | 4.79 | 303 | 1450 |
| 6) | Pittsburgh | 4.95 | 311 | 1538 |
| 7) | Indianapolis | 4.95 | 325 | 1610 |
| 8) | Miami | 5.26 | 297 | 1561 |
| 9) | Houston | 5.27 | 311 | 1640 |
| 10) | Las Vegas | 5.45 | 339 | 1849 |
| 11) | Kansas City | 5.74 | 283 | 1624 |
| 12) | Jacksonville | 5.78 | 295 | 1706 |
| 13) | Denver | 5.98 | 320 | 1915 |
| 14) | Buffalo | 6.03 | 325 | 1959 |
| 15) | L.A. Chargers | 6.60 | 333 | 2199 |
| 16) | Cincinnati | 6.80 | 332 | 2257 |
| | TOTAL | 5.37 | 4972 | 26724 |

WEEK 12 / THROUGH SUNDAY, NOVEMBER 26, 2023

NFC / FIRST-DOWN PLAYS BY TEAMS

| Rank | Team | Yds/Play | Plays | Yards |
|-------------|---------------|-----------------|--------------|--------------|
| 1) | San Francisco | 7.12 | 323 | 2300 |
| 2) | Detroit | 6.91 | 330 | 2280 |
| 3) | Seattle | 5.90 | 297 | 1753 |
| 4) | Green Bay | 5.69 | 282 | 1605 |
| 5) | L.A. Rams | 5.69 | 305 | 1734 |
| 6) | Dallas | 5.57 | 322 | 1794 |
| 7) | Atlanta | 5.23 | 324 | 1694 |
| 8) | Chicago | 5.21 | 310 | 1614 |
| 9) | Arizona | 5.07 | 321 | 1626 |
| 10) | Philadelphia | 4.96 | 325 | 1613 |
| 11) | New Orleans | 4.96 | 320 | 1587 |
| 12) | Minnesota | 4.94 | 307 | 1518 |
| 13) | Washington | 4.91 | 356 | 1749 |
| 14) | Tampa Bay | 4.78 | 290 | 1387 |
| 15) | N.Y. Giants | 4.59 | 306 | 1404 |
| 16) | Carolina | 4.29 | 299 | 1284 |
| | TOTAL | 5.37 | 5017 | 26942 |

NFC / FIRST-DOWN PLAYS BY OPPONENTS

| Rank | Team | Yds/Play | Plays | Yards |
|-------------|---------------|-----------------|--------------|--------------|
| 1) | San Francisco | 4.54 | 297 | 1347 |
| 2) | Chicago | 4.80 | 292 | 1401 |
| 3) | Seattle | 4.90 | 325 | 1594 |
| 4) | Atlanta | 4.95 | 302 | 1494 |
| 5) | Dallas | 5.09 | 279 | 1420 |
| 6) | L.A. Rams | 5.13 | 302 | 1550 |
| 7) | Philadelphia | 5.17 | 310 | 1603 |
| 8) | New Orleans | 5.50 | 303 | 1665 |
| 9) | Minnesota | 5.50 | 301 | 1657 |
| 10) | Carolina | 5.53 | 299 | 1653 |
| 11) | Detroit | 5.58 | 298 | 1663 |
| 12) | Green Bay | 5.67 | 313 | 1776 |
| 13) | Tampa Bay | 5.84 | 314 | 1833 |
| 14) | Washington | 5.98 | 331 | 1979 |
| 15) | Arizona | 6.11 | 352 | 2149 |
| 16) | N.Y. Giants | 6.19 | 348 | 2155 |
| | TOTAL | 5.42 | 4966 | 26939 |

WEEK 12 / THROUGH SUNDAY, NOVEMBER 26, 2023**NFL / FIRST-DOWN PLAYS BY TEAMS**

| Rank | Team | Yds/Play | Plays | Yards |
|-------------|---------------|-----------------|--------------|--------------|
| 1) | San Francisco | 7.12 | 323 | 2300 |
| 2) | Miami | 6.98 | 326 | 2275 |
| 3) | Detroit | 6.91 | 330 | 2280 |
| 4) | Tennessee | 6.51 | 276 | 1797 |
| 5) | Buffalo | 5.99 | 356 | 2132 |
| 6) | Seattle | 5.90 | 297 | 1753 |
| 7) | Baltimore | 5.80 | 344 | 1996 |
| 8) | N.Y. Jets | 5.71 | 277 | 1583 |
| 9) | Green Bay | 5.69 | 282 | 1605 |
| 10) | L.A. Rams | 5.69 | 305 | 1734 |
| 11) | Denver | 5.60 | 280 | 1567 |
| 12) | Dallas | 5.57 | 322 | 1794 |
| 13) | Jacksonville | 5.49 | 319 | 1750 |
| 14) | Houston | 5.38 | 315 | 1694 |
| 15) | New England | 5.31 | 290 | 1539 |
| 16) | Kansas City | 5.30 | 322 | 1706 |
| 17) | Atlanta | 5.23 | 324 | 1694 |
| 18) | Chicago | 5.21 | 310 | 1614 |
| 19) | Cincinnati | 5.14 | 292 | 1500 |
| 20) | L.A. Chargers | 5.12 | 299 | 1530 |
| 21) | Arizona | 5.07 | 321 | 1626 |
| 22) | Philadelphia | 4.96 | 325 | 1613 |
| 23) | New Orleans | 4.96 | 320 | 1587 |
| 24) | Minnesota | 4.94 | 307 | 1518 |
| 25) | Washington | 4.91 | 356 | 1749 |
| 26) | Las Vegas | 4.86 | 304 | 1477 |
| 27) | Pittsburgh | 4.86 | 285 | 1384 |
| 28) | Tampa Bay | 4.78 | 290 | 1387 |
| 29) | Indianapolis | 4.66 | 304 | 1418 |
| 30) | N.Y. Giants | 4.59 | 306 | 1404 |
| 31) | Carolina | 4.29 | 299 | 1284 |
| 32) | Cleveland | 4.14 | 332 | 1373 |
| | TOTAL | 5.40 | 9938 | 53663 |

NFL / FIRST-DOWN PLAYS BY OPPONENTS

| Rank | Team | Yds/Play | Plays | Yards |
|-------------|---------------|-----------------|--------------|--------------|
| 1) | N.Y. Jets | 4.23 | 315 | 1333 |
| 2) | San Francisco | 4.54 | 297 | 1347 |
| 3) | Cleveland | 4.57 | 259 | 1183 |
| 4) | Baltimore | 4.58 | 325 | 1487 |
| 5) | Tennessee | 4.73 | 299 | 1413 |
| 6) | New England | 4.79 | 303 | 1450 |
| 7) | Chicago | 4.80 | 292 | 1401 |
| 8) | Seattle | 4.90 | 325 | 1594 |
| 9) | Pittsburgh | 4.95 | 311 | 1538 |
| 10) | Atlanta | 4.95 | 302 | 1494 |
| 11) | Indianapolis | 4.95 | 325 | 1610 |
| 12) | Dallas | 5.09 | 279 | 1420 |
| 13) | L.A. Rams | 5.13 | 302 | 1550 |
| 14) | Philadelphia | 5.17 | 310 | 1603 |
| 15) | Miami | 5.26 | 297 | 1561 |
| 16) | Houston | 5.27 | 311 | 1640 |
| 17) | Las Vegas | 5.45 | 339 | 1849 |
| 18) | New Orleans | 5.50 | 303 | 1665 |
| 19) | Minnesota | 5.50 | 301 | 1657 |
| 20) | Carolina | 5.53 | 299 | 1653 |
| 21) | Detroit | 5.58 | 298 | 1663 |
| 22) | Green Bay | 5.67 | 313 | 1776 |
| 23) | Kansas City | 5.74 | 283 | 1624 |
| 24) | Jacksonville | 5.78 | 295 | 1706 |
| 25) | Tampa Bay | 5.84 | 314 | 1833 |
| 26) | Washington | 5.98 | 331 | 1979 |
| 27) | Denver | 5.98 | 320 | 1915 |
| 28) | Buffalo | 6.03 | 325 | 1959 |
| 29) | Arizona | 6.11 | 352 | 2149 |
| 30) | N.Y. Giants | 6.19 | 348 | 2155 |
| 31) | L.A. Chargers | 6.60 | 333 | 2199 |
| 32) | Cincinnati | 6.80 | 332 | 2257 |
| | TOTAL | 5.40 | 9938 | 53663 |

WEEK 12 / THROUGH SUNDAY, NOVEMBER 26, 2023**AFC / KICKOFFS (Receiving Team)**

| Rank | Team | TotKO | AdjKO | TB | TB% | EZ | EZ% | OB | I20 | Avg.Start |
|------|---------------|------------|------------|------------|-------------|------------|-------------|----------|-----------|-------------|
| 1) | Denver | 60 | 60 | 51 | 85.0 | 56 | 93.3 | 0 | 3 | 25.8 |
| 2) | Cincinnati | 56 | 55 | 42 | 76.4 | 43 | 76.8 | 0 | 3 | 25.5 |
| 3) | Houston | 54 | 54 | 42 | 77.8 | 48 | 88.9 | 0 | 5 | 25.4 |
| 4) | Jacksonville | 48 | 46 | 34 | 73.9 | 39 | 81.3 | 1 | 4 | 25.3 |
| 5) | Miami | 55 | 53 | 42 | 79.2 | 45 | 81.8 | 0 | 1 | 25.3 |
| 6) | Indianapolis | 62 | 62 | 51 | 82.3 | 51 | 82.3 | 0 | 0 | 25.3 |
| 7) | Pittsburgh | 52 | 51 | 32 | 62.7 | 41 | 78.8 | 1 | 5 | 25.1 |
| 8) | Las Vegas | 62 | 60 | 52 | 86.7 | 57 | 91.9 | 0 | 1 | 24.9 |
| 9) | New England | 59 | 59 | 48 | 81.4 | 54 | 91.5 | 1 | 3 | 24.9 |
| 10) | Buffalo | 54 | 54 | 39 | 72.2 | 44 | 81.5 | 0 | 3 | 24.9 |
| 11) | N.Y. Jets | 59 | 58 | 44 | 75.9 | 50 | 84.7 | 0 | 2 | 24.9 |
| 12) | Cleveland | 47 | 47 | 39 | 83.0 | 43 | 91.5 | 0 | 1 | 24.8 |
| 13) | L.A. Chargers | 54 | 53 | 45 | 84.9 | 47 | 87.0 | 0 | 1 | 24.7 |
| 14) | Kansas City | 41 | 41 | 36 | 87.8 | 38 | 92.7 | 0 | 2 | 24.7 |
| 15) | Tennessee | 57 | 57 | 38 | 66.7 | 45 | 78.9 | 0 | 4 | 24.6 |
| 16) | Baltimore | 51 | 46 | 34 | 73.9 | 38 | 74.5 | 0 | 2 | 24.4 |
| | Totals | 871 | 856 | 669 | 78.2 | 739 | 86.3 | 3 | 40 | 25.0 |

AFC / KICKOFFS (Kicking Team)

| Rank | Team | TotKO | AdjKO | TB | TB% | EZ | EZ% | OB | I20 | Avg.Start |
|------|---------------|------------|------------|------------|-------------|------------|-------------|----------|-----------|-------------|
| 1) | Houston | 57 | 56 | 35 | 62.5 | 43 | 75.4 | 0 | 8 | 24.3 |
| 2) | Cincinnati | 50 | 48 | 39 | 81.3 | 42 | 84.0 | 0 | 3 | 24.4 |
| 3) | Tennessee | 47 | 44 | 25 | 56.8 | 32 | 68.1 | 0 | 3 | 24.4 |
| 4) | Buffalo | 69 | 67 | 39 | 58.2 | 46 | 66.7 | 1 | 6 | 24.4 |
| 5) | N.Y. Jets | 46 | 45 | 38 | 84.4 | 39 | 84.8 | 0 | 2 | 24.5 |
| 6) | L.A. Chargers | 57 | 57 | 49 | 86.0 | 52 | 91.2 | 0 | 2 | 24.7 |
| 7) | Cleveland | 59 | 59 | 38 | 64.4 | 42 | 71.2 | 0 | 3 | 24.8 |
| 8) | Denver | 57 | 55 | 52 | 94.5 | 54 | 94.7 | 0 | 2 | 24.8 |
| 9) | Las Vegas | 51 | 50 | 34 | 68.0 | 44 | 86.3 | 0 | 4 | 24.9 |
| 10) | Kansas City | 55 | 55 | 52 | 94.5 | 54 | 98.2 | 0 | 0 | 24.9 |
| 11) | Baltimore | 70 | 69 | 59 | 85.5 | 64 | 91.4 | 0 | 3 | 25.1 |
| 12) | Indianapolis | 61 | 61 | 47 | 77.0 | 51 | 83.6 | 0 | 3 | 25.5 |
| 13) | New England | 40 | 39 | 27 | 69.2 | 31 | 77.5 | 0 | 2 | 25.6 |
| 14) | Jacksonville | 59 | 59 | 45 | 76.3 | 50 | 84.7 | 0 | 3 | 25.8 |
| 15) | Miami | 63 | 63 | 52 | 82.5 | 56 | 88.9 | 0 | 1 | 26.2 |
| 16) | Pittsburgh | 49 | 49 | 34 | 69.4 | 37 | 75.5 | 0 | 2 | 26.7 |
| | Totals | 890 | 876 | 665 | 75.9 | 737 | 84.1 | 1 | 47 | 25.1 |

Note: Average team drive start DOES NOT include onside kicks or kickoffs at the end of a half unless either kickoff is returned for a touchdown. All other kickoffs (returned kickoffs, fair catches, touchback and kickoffs out of bounds) are included. Kickoffs resulting in the kicking team retaining possession are not included.

ADJ KO: Adjusted kickoffs are used to compute the Avg. Team Drive Start.

I20: The number of drives that start inside (not including) the 20 yd line.

WEEK 12 / THROUGH SUNDAY, NOVEMBER 26, 2023**NFC / KICKOFFS (Receiving Team)**

| Rank | Team | TotKO | AdjKO | TB | TB% | EZ | EZ% | OB | I20 | Avg.Start |
|------|---------------|------------|------------|------------|-------------|------------|-------------|----------|-----------|-------------|
| 1) | Dallas | 44 | 43 | 31 | 72.1 | 34 | 77.3 | 1 | 2 | 27.0 |
| 2) | Seattle | 57 | 55 | 38 | 69.1 | 42 | 73.7 | 0 | 1 | 26.6 |
| 3) | Carolina | 60 | 60 | 45 | 75.0 | 54 | 90.0 | 0 | 1 | 26.2 |
| 4) | Philadelphia | 51 | 48 | 37 | 77.1 | 38 | 74.5 | 1 | 1 | 26.0 |
| 5) | Detroit | 58 | 55 | 41 | 74.5 | 46 | 79.3 | 0 | 2 | 25.8 |
| 6) | Washington | 74 | 72 | 56 | 77.8 | 64 | 86.5 | 0 | 3 | 25.6 |
| 7) | L.A. Rams | 55 | 54 | 42 | 77.8 | 44 | 80.0 | 1 | 0 | 25.5 |
| 8) | Green Bay | 55 | 53 | 30 | 56.6 | 44 | 80.0 | 1 | 10 | 24.8 |
| 9) | Chicago | 59 | 59 | 44 | 74.6 | 50 | 84.7 | 0 | 3 | 24.8 |
| 10) | San Francisco | 45 | 45 | 34 | 75.6 | 41 | 91.1 | 0 | 3 | 24.7 |
| 11) | Arizona | 67 | 67 | 55 | 82.1 | 58 | 86.6 | 2 | 5 | 24.7 |
| 12) | Minnesota | 51 | 51 | 44 | 86.3 | 46 | 90.2 | 0 | 3 | 24.6 |
| 13) | Atlanta | 59 | 58 | 48 | 82.8 | 51 | 86.4 | 0 | 4 | 24.5 |
| 14) | N.Y. Giants | 61 | 60 | 48 | 80.0 | 52 | 85.2 | 0 | 4 | 24.4 |
| 15) | New Orleans | 54 | 52 | 36 | 69.2 | 43 | 79.6 | 0 | 5 | 24.3 |
| 16) | Tampa Bay | 54 | 54 | 38 | 70.4 | 43 | 79.6 | 0 | 6 | 23.9 |
| | Totals | 904 | 886 | 667 | 75.3 | 750 | 84.7 | 6 | 53 | 25.2 |

NFC / KICKOFFS (Kicking Team)

| Rank | Team | TotKO | AdjKO | TB | TB% | EZ | EZ% | OB | I20 | Avg.Start |
|------|---------------|------------|------------|------------|-------------|------------|-------------|----------|-----------|-------------|
| 1) | Detroit | 59 | 57 | 36 | 63.2 | 44 | 74.6 | 0 | 7 | 23.5 |
| 2) | Green Bay | 51 | 50 | 26 | 52.0 | 39 | 76.5 | 1 | 8 | 24.4 |
| 3) | New Orleans | 57 | 57 | 51 | 89.5 | 56 | 98.2 | 0 | 3 | 24.4 |
| 4) | Tampa Bay | 52 | 52 | 34 | 65.4 | 38 | 73.1 | 0 | 4 | 24.5 |
| 5) | Arizona | 51 | 48 | 43 | 89.6 | 46 | 90.2 | 0 | 2 | 24.6 |
| 6) | Atlanta | 52 | 52 | 44 | 84.6 | 48 | 92.3 | 0 | 2 | 24.7 |
| 7) | Washington | 54 | 52 | 52 | 100.0 | 52 | 96.3 | 0 | 0 | 25.0 |
| 8) | Seattle | 56 | 56 | 38 | 67.9 | 41 | 73.2 | 1 | 3 | 25.2 |
| 9) | Carolina | 44 | 40 | 26 | 65.0 | 34 | 77.3 | 1 | 2 | 25.3 |
| 10) | Chicago | 55 | 52 | 44 | 84.6 | 51 | 92.7 | 0 | 1 | 25.4 |
| 11) | Minnesota | 58 | 57 | 43 | 75.4 | 50 | 86.2 | 1 | 4 | 25.5 |
| 12) | Dallas | 72 | 72 | 67 | 93.1 | 70 | 97.2 | 1 | 0 | 25.5 |
| 13) | N.Y. Giants | 43 | 42 | 33 | 78.6 | 39 | 90.7 | 1 | 1 | 25.5 |
| 14) | San Francisco | 63 | 63 | 35 | 55.6 | 40 | 63.5 | 2 | 7 | 25.9 |
| 15) | Philadelphia | 62 | 62 | 51 | 82.3 | 53 | 85.5 | 0 | 0 | 26.3 |
| 16) | L.A. Rams | 56 | 54 | 48 | 88.9 | 51 | 91.1 | 0 | 2 | 26.6 |
| | Totals | 885 | 866 | 671 | 77.5 | 752 | 86.8 | 8 | 46 | 25.2 |

Note: Average team drive start DOES NOT include onside kicks or kickoffs at the end of a half unless either kickoff is returned for a touchdown. All other kickoffs (returned kickoffs, fair catches, touchback and kickoffs out of bounds) are included. Kickoffs resulting in the kicking team retaining possession are not included.

ADJ KO: Adjusted kickoffs are used to compute the Avg. Team Drive Start.

I20: The number of drives that start inside (not including) the 20 yd line.

WEEK 12 / THROUGH SUNDAY, NOVEMBER 26, 2023

NFL / KICKOFFS (Receiving Team)

| Rank | Team | TotKO | AdjKO | TB | TB% | EZ | EZ% | OB | I20 | Avg.Start |
|------|---------------|-------------|-------------|-------------|--------------|------------|-------------|----------|-----------|-------------|
| 1) | Dallas | 44 | 43 | 31 | 72.1 | 34 | 77.3 | 1 | 2 | 27.0 |
| 2) | Seattle | 57 | 55 | 38 | 69.1 | 42 | 73.7 | 0 | 1 | 26.6 |
| 3) | Carolina | 60 | 60 | 45 | 75.0 | 54 | 90.0 | 0 | 1 | 26.2 |
| 4) | Philadelphia | 51 | 48 | 37 | 77.1 | 38 | 74.5 | 1 | 1 | 26.0 |
| 5) | Denver | 60 | 60 | 51 | 85.0 | 56 | 93.3 | 0 | 3 | 25.8 |
| 6) | Detroit | 58 | 55 | 41 | 74.5 | 46 | 79.3 | 0 | 2 | 25.8 |
| 7) | Washington | 74 | 72 | 56 | 77.8 | 64 | 86.5 | 0 | 3 | 25.6 |
| 8) | Cincinnati | 56 | 55 | 42 | 76.4 | 43 | 76.8 | 0 | 3 | 25.5 |
| 9) | L.A. Rams | 55 | 54 | 42 | 77.8 | 44 | 80.0 | 1 | 0 | 25.5 |
| 10) | Houston | 54 | 54 | 42 | 77.8 | 48 | 88.9 | 0 | 5 | 25.4 |
| 11) | Jacksonville | 48 | 46 | 34 | 73.9 | 39 | 81.3 | 1 | 4 | 25.3 |
| 12) | Miami | 55 | 53 | 42 | 79.2 | 45 | 81.8 | 0 | 1 | 25.3 |
| 13) | Indianapolis | 62 | 62 | 51 | 82.3 | 51 | 82.3 | 0 | 0 | 25.3 |
| 14) | Pittsburgh | 52 | 51 | 32 | 62.7 | 41 | 78.8 | 1 | 5 | 25.1 |
| 15) | Las Vegas | 62 | 60 | 52 | 86.7 | 57 | 91.9 | 0 | 1 | 24.9 |
| 16) | New England | 59 | 59 | 48 | 81.4 | 54 | 91.5 | 1 | 3 | 24.9 |
| 17) | Buffalo | 54 | 54 | 39 | 72.2 | 44 | 81.5 | 0 | 3 | 24.9 |
| 18) | N.Y. Jets | 59 | 58 | 44 | 75.9 | 50 | 84.7 | 0 | 2 | 24.9 |
| 19) | Green Bay | 55 | 53 | 30 | 56.6 | 44 | 80.0 | 1 | 10 | 24.8 |
| 20) | Chicago | 59 | 59 | 44 | 74.6 | 50 | 84.7 | 0 | 3 | 24.8 |
| 21) | Cleveland | 47 | 47 | 39 | 83.0 | 43 | 91.5 | 0 | 1 | 24.8 |
| 22) | L.A. Chargers | 54 | 53 | 45 | 84.9 | 47 | 87.0 | 0 | 1 | 24.7 |
| 23) | San Francisco | 45 | 45 | 34 | 75.6 | 41 | 91.1 | 0 | 3 | 24.7 |
| 24) | Kansas City | 41 | 41 | 36 | 87.8 | 38 | 92.7 | 0 | 2 | 24.7 |
| 25) | Arizona | 67 | 67 | 55 | 82.1 | 58 | 86.6 | 2 | 5 | 24.7 |
| 26) | Minnesota | 51 | 51 | 44 | 86.3 | 46 | 90.2 | 0 | 3 | 24.6 |
| 27) | Tennessee | 57 | 57 | 38 | 66.7 | 45 | 78.9 | 0 | 4 | 24.6 |
| 28) | Atlanta | 59 | 58 | 48 | 82.8 | 51 | 86.4 | 0 | 4 | 24.5 |
| 29) | N.Y. Giants | 61 | 60 | 48 | 80.0 | 52 | 85.2 | 0 | 4 | 24.4 |
| 30) | Baltimore | 51 | 46 | 34 | 73.9 | 38 | 74.5 | 0 | 2 | 24.4 |
| 31) | New Orleans | 54 | 52 | 36 | 69.2 | 43 | 79.6 | 0 | 5 | 24.3 |
| 32) | Tampa Bay | 54 | 54 | 38 | 70.4 | 43 | 79.6 | 0 | 6 | 23.9 |
| | Totals | 1775 | 1742 | 1336 | 76.71 | 489 | 85.5 | 9 | 93 | 25.1 |

Note: Average opponent drive start DOES NOT include inside kicks or kickoffs at the end of a half unless either kickoff is returned for a touchdown. All other kickoffs (returned kickoffs, fair catches, touchback and kickoffs out of bounds) are included. Kickoffs resulting in the kicking team retaining possession are not included.

ADJ KO: Adjusted kickoffs are used to compute the Avg. Team Drive Start.

I20: The number of drives that start inside (not including) the 20 yd line.

WEEK 12 / THROUGH SUNDAY, NOVEMBER 26, 2023

NFL / KICKOFFS (Kicking Team)

| Rank | Team | TotKO | AdjKO | TB | TB% | EZ | EZ% | OB | I20 | Avg.Start |
|------|---------------|-------------|-------------|-------------|-------------|-------------|-------------|----------|-----------|-------------|
| 1) | Detroit | 59 | 57 | 36 | 63.2 | 44 | 74.6 | 0 | 7 | 23.5 |
| 2) | Houston | 57 | 56 | 35 | 62.5 | 43 | 75.4 | 0 | 8 | 24.3 |
| 3) | Green Bay | 51 | 50 | 26 | 52.0 | 39 | 76.5 | 1 | 8 | 24.4 |
| 4) | New Orleans | 57 | 57 | 51 | 89.5 | 56 | 98.2 | 0 | 3 | 24.4 |
| 5) | Cincinnati | 50 | 48 | 39 | 81.3 | 42 | 84.0 | 0 | 3 | 24.4 |
| 6) | Tennessee | 47 | 44 | 25 | 56.8 | 32 | 68.1 | 0 | 3 | 24.4 |
| 7) | Buffalo | 69 | 67 | 39 | 58.2 | 46 | 66.7 | 1 | 6 | 24.4 |
| 8) | N.Y. Jets | 46 | 45 | 38 | 84.4 | 39 | 84.8 | 0 | 2 | 24.5 |
| 9) | Tampa Bay | 52 | 52 | 34 | 65.4 | 38 | 73.1 | 0 | 4 | 24.5 |
| 10) | Arizona | 51 | 48 | 43 | 89.6 | 46 | 90.2 | 0 | 2 | 24.6 |
| 11) | Atlanta | 52 | 52 | 44 | 84.6 | 48 | 92.3 | 0 | 2 | 24.7 |
| 12) | L.A. Chargers | 57 | 57 | 49 | 86.0 | 52 | 91.2 | 0 | 2 | 24.7 |
| 13) | Cleveland | 59 | 59 | 38 | 64.4 | 42 | 71.2 | 0 | 3 | 24.8 |
| 14) | Denver | 57 | 55 | 52 | 94.5 | 54 | 94.7 | 0 | 2 | 24.8 |
| 15) | Las Vegas | 51 | 50 | 34 | 68.0 | 44 | 86.3 | 0 | 4 | 24.9 |
| 16) | Kansas City | 55 | 55 | 52 | 94.5 | 54 | 98.2 | 0 | 0 | 24.9 |
| 17) | Washington | 54 | 52 | 52 | 100.0 | 52 | 96.3 | 0 | 0 | 25.0 |
| 18) | Baltimore | 70 | 69 | 59 | 85.5 | 64 | 91.4 | 0 | 3 | 25.1 |
| 19) | Seattle | 56 | 56 | 38 | 67.9 | 41 | 73.2 | 1 | 3 | 25.2 |
| 20) | Carolina | 44 | 40 | 26 | 65.0 | 34 | 77.3 | 1 | 2 | 25.3 |
| 21) | Chicago | 55 | 52 | 44 | 84.6 | 51 | 92.7 | 0 | 1 | 25.4 |
| 22) | Minnesota | 58 | 57 | 43 | 75.4 | 50 | 86.2 | 1 | 4 | 25.5 |
| 23) | Indianapolis | 61 | 61 | 47 | 77.0 | 51 | 83.6 | 0 | 3 | 25.5 |
| 24) | Dallas | 72 | 72 | 67 | 93.1 | 70 | 97.2 | 1 | 0 | 25.5 |
| 25) | N.Y. Giants | 43 | 42 | 33 | 78.6 | 39 | 90.7 | 1 | 1 | 25.5 |
| 26) | New England | 40 | 39 | 27 | 69.2 | 31 | 77.5 | 0 | 2 | 25.6 |
| 27) | Jacksonville | 59 | 59 | 45 | 76.3 | 50 | 84.7 | 0 | 3 | 25.8 |
| 28) | San Francisco | 63 | 63 | 35 | 55.6 | 40 | 63.5 | 2 | 7 | 25.9 |
| 29) | Miami | 63 | 63 | 52 | 82.5 | 56 | 88.9 | 0 | 1 | 26.2 |
| 30) | Philadelphia | 62 | 62 | 51 | 82.3 | 53 | 85.5 | 0 | 0 | 26.3 |
| 31) | L.A. Rams | 56 | 54 | 48 | 88.9 | 51 | 91.1 | 0 | 2 | 26.6 |
| 32) | Pittsburgh | 49 | 49 | 34 | 69.4 | 37 | 75.5 | 0 | 2 | 26.7 |
| | Totals | 1775 | 1742 | 1336 | 76.7 | 1489 | 85.5 | 9 | 93 | 25.1 |

Note: Average team drive start DOES NOT include inside kicks or kickoffs at the end of a half unless either kickoff is returned for a touchdown. All other kickoffs (returned kickoffs, fair catches, touchback and kickoffs out of bounds) are included. Kickoffs resulting in the kicking team retaining possession are not included.

ADJ KO: Adjusted kickoffs are used to compute the Avg. Team Drive Start.

I20: The number of drives that start inside (not including) the 20 yd line.

WEEK 12 / THROUGH SUNDAY, NOVEMBER 26, 2023

AFC / SINGLE-GAME HIGHS / PLAYERS

Most Points-- 24, Achane, Miami vs. Denv., 9/24, (4 td, 0 fg, 0 xp, 0 2pt)
Most Points-- 24, Mostert, Miami vs. Denv., 9/24, (4 td, 0 fg, 0 xp, 0 2pt)
Passing Yards-- 470, Stroud, Hou. vs. T.B., 11/5, (30-42, 470, 5 td, 0 int)
Longest Pass-- 81, J. Allen, Buff. vs. NY-J, 11/19, (to Shakir, Khalil, td)
Passing Touchdowns-- 5, Stroud, Hou. vs. T.B., 11/5, (30-42, 470, 5 td, 0 int)
Rushing Yards-- 203, Achane, Miami vs. Denv., 9/24, (18-203, 2 td)
Rushing Attempts-- 30, Moss, Ind. at Balt., 9/24 (OT), (30-122, 0 td)
Rushing Attempts-- 30, Singletary, Hou. at Cin., 11/12, (30-150, 1 td)
Longest Rush-- 83, Bre. Hall, NY-J vs. Buff., 9/11 (OT)
Longest Rush-- 76, Achane, Miami vs. NY-G, 10/8, td
Receptions-- 18, K. Allen, LA-C at Minn., 9/24, (18-215, 0 td)
Receiving Yards-- 215, T. Hill, Miami at LA-C, 9/10, (11-215, 2 td)
Receiving Yards-- 215, K. Allen, LA-C at Minn., 9/24, (18-215, 0 td)
Kickoff Return Yards-- 121, Mims, Denv. at Miami, 9/24, (2-121, 1 td)
Kickoff Returns-- 4, (4 times in Non-Overtime Games)
Longest Kickoff Return-- 99, Mims, Denv. at Miami, 9/24, td
Punt Return Yards-- 104, D. Davis, LA-C at NY-J, 11/6, (3-104, 4 fc, 1 td)
Punt Returns-- 6, Proche, Clev. vs. Ariz., 11/5, (6-55, 2 fc, 0 td)
Punt Returns-- 6, Toney, K.C. vs. Phil., 11/20, (6-58, 0 fc, 0 td)
Longest Punt Return-- 87, D. Davis, LA-C at NY-J, 11/6, td
Interceptions-- 3, Whitehead, NY-J vs. Buff., 9/11 (OT), (3-0, 0 td)
Interceptions-- 2, (6 times in Non-Overtime Games)
Longest Interception Return-- 99, Holland, Miami at NY-J, 11/24, td
Sacks-- 6.0, Mack, LA-C vs. L.V., 10/1
Scrimmage Yards-- 233, Achane, Miami vs. Denv., 9/24, (Rush 18-203, Rec 4-30)
Longest Punt-- 79, Baringer, N.E. vs. Ind., 11/12
Punts-- 11, Morstead, NY-J at NY-G, 10/29 (OT), (11-529, 48.1)
Punts-- 10, Robbins, Cin. at Clev., 9/10, (10-409, 40.9)
Field Goals Made-- 6, Tucker, Balt. at Tenn., 10/15, (6-6, 41 lg)
Longest Field Goal-- 60, Butker, K.C. vs. Denv., 10/12

NFC / SINGLE-GAME HIGHS / PLAYERS

Most Points-- 24, McCaffrey, S.F. vs. Ariz., 10/1, (4 td, 0 fg, 0 xp, 0 2pt)
Passing Yards-- 404, Prescott, Dal. vs. NY-G, 11/12, (26-35, 404, 4 td, 1 int)
Longest Pass-- 77, Love, G.B. at L.V., 10/9, (to Watson, Christian)
Passing Touchdowns-- 4, (10 times in Non-Overtime Games)
Rushing Yards-- 175, Swift, Phil. vs. Minn., 9/14, (28-175, 1 td)
Rushing Attempts-- 36, S. Barkley, NY-G vs. NY-J, 10/29 (OT), (36-128, 0 td)
Rushing Attempts-- 32, Montgomery, Det. at G.B., 9/28, (32-121, 3 td)
Longest Rush-- 75, Montgomery, Det. at LA-C, 11/12, td
Receptions-- 15, Nacua, LA-R vs. S.F., 9/17, (15-147, 0 td)
Receiving Yards-- 230, Moore, Chi. at Wash., 10/5, (8-230, 3 td)
Kickoff Return Yards-- 140, Eskridge, Sea. vs. S.F., 11/23, (4-140, 0 td)
Kickoff Returns-- 5, (5 times in Non-Overtime Games)
Longest Kickoff Return-- 66, Eskridge, Sea. vs. S.F., 11/23
Punt Return Yards-- 81, Covey, Phil. at T.B., 9/25, (3-81, 1 fc, 0 td)
Punt Returns-- 6, Olszewski, NY-G vs. NY-J, 10/29 (OT), (6-56, 2 fc, 0 td)
Punt Returns-- 6, Crowder, Wash. at NY-G, 10/22, (6-33, 1 fc, 0 td)
Longest Punt Return-- 79, Smith-Marsette, Car. at Chi., 11/9, td
Interceptions-- 2, (7 times in Non-Overtime Games)
Longest Interception Return-- 102, Pinnock, NY-G at Miami, 10/8, td
Sacks-- 3.0, Morrow, Phil. vs. Wash., 10/1 (OT)
Sacks-- 3.0, Thibodeaux, NY-G vs. NY-J, 10/29 (OT)
Sacks-- 3.0, (5 times in Non-Overtime Games)
Scrimmage Yards-- 230, Moore, Chi. at Wash., 10/5, (Rush 0-0, Rec 8-230)
Longest Punt-- 74, Camarda, T.B. vs. Phil., 9/25
Longest Punt-- 74, Gillan, NY-G vs. N.E., 11/26
Punts-- 13, Gillan, NY-G vs. NY-J, 10/29 (OT), (13-549, 42.2)
Punts-- 10, Way, Wash. at NY-G, 10/22, (10-513, 51.3)
Field Goals Made-- 5, (4 times in Non-Overtime Games)
Longest Field Goal-- 62, Prater, Ariz. vs. Dal., 9/24

WEEK 12 / THROUGH SUNDAY, NOVEMBER 26, 2023

NFL / SINGLE-GAME HIGHS / PLAYERS

Most Points-- 24, (3 times in Non-Overtime Games)
Passing Yards-- 470, Stroud, Hou. vs. T.B., 11/5, (30-42, 470, 5 td, 0 int)
Longest Pass-- 81, J. Allen, Buff. vs. NY-J, 11/19, (to Shakir, Khalil, td)
Passing Touchdowns-- 5, Stroud, Hou. vs. T.B., 11/5, (30-42, 470, 5 td, 0 int)
Rushing Yards-- 203, Achane, Miami vs. Denv., 9/24, (18-203, 2 td)
Rushing Attempts-- 36, S. Barkley, NY-G vs. NY-J, 10/29 (OT), (36-128, 0 td)
Rushing Attempts-- 32, Montgomery, Det. at G.B., 9/28, (32-121, 3 td)
Longest Rush-- 83, Bre. Hall, NY-J vs. Buff., 9/11 (OT)
Longest Rush-- 76, Achane, Miami vs. NY-G, 10/8, td
Receptions-- 18, K. Allen, LA-C at Minn., 9/24, (18-215, 0 td)
Receiving Yards-- 230, Moore, Chi. at Wash., 10/5, (8-230, 3 td)
Kickoff Return Yards-- 140, Eskridge, Sea. vs. S.F., 11/23, (4-140, 0 td)
Kickoff Returns-- 5, (5 times in Non-Overtime Games)
Longest Kickoff Return-- 99, Mims, Denv. at Miami, 9/24, td
Punt Return Yards-- 104, D. Davis, LA-C at NY-J, 11/6, (3-104, 4 fc, 1 td)
Punt Returns-- 6, Olszewski, NY-G vs. NY-J, 10/29 (OT), (6-56, 2 fc, 0 td)
Punt Returns-- 6, (3 times in Non-Overtime Games)
Longest Punt Return-- 87, D. Davis, LA-C at NY-J, 11/6, td
Interceptions-- 3, Whitehead, NY-J vs. Buff., 9/11 (OT), (3-0, 0 td)
Interceptions-- 2, (13 times in Non-Overtime Games)
Longest Interception Return-- 102, Pinnock, NY-G at Miami, 10/8, td
Sacks-- 6.0, Mack, LA-C vs. L.V., 10/1
Scrimmage Yards-- 233, Achane, Miami vs. Denv., 9/24, (Rush 18-203, Rec 4-30)
Longest Punt-- 79, Baringer, N.E. vs. Ind., 11/12
Punts-- 13, Gillan, NY-G vs. NY-J, 10/29 (OT), (13-549, 42.2)
Punts-- 10, Robbins, Cin. at Clev., 9/10, (10-409, 40.9)
Punts-- 10, Way, Wash. at NY-G, 10/22, (10-513, 51.3)
Field Goals Made-- 6, Tucker, Balt. at Tenn., 10/15, (6-6, 41 lg)
Longest Field Goal-- 62, Prater, Ariz. vs. Dal., 9/24

WEEK 12 / THROUGH SUNDAY, NOVEMBER 26, 2023

300-Yard Passing Games

470, Stroud, HOU vs. TB 11/05 (30-42, 5 TD)
466, Tagovailoa, MIA at LAC 09/10 (28-45, 3 TD)
424, Mahomes, KC vs. LAC 10/22 (32-42, 4 TD)
405, Herbert, LAC at MIN 09/24 (40-47, 3 TD)
404, Prescott, DAL vs. NYG 11/12 (26-35, 4 TD)
397, Howell, WAS vs. PHI 10/29 (39-52, 4 TD)
388, Howell, WAS vs. CHI 10/05 (37-51, 2 TD)
384, Stroud, HOU vs. IND 09/17 (30-47, 2 TD)
378, Cousins, MIN vs. SF 10/23 (35-45, 2 TD)
374, Prescott, DAL at PHI 11/05 (29-44, 3 TD)
369, G. Smith, SEA vs. WAS 11/12 (31-47, 2 TD)
367, Cousins, MIN vs. LAC 09/24 (32-50, 3 TD)
365, Purdy, SF vs. CIN 10/29 (22-31, 1 TD)
364, Lawrence, JAX at HOU 11/26 (23-38, 1 TD)
364, Cousins, MIN at PHI 09/14 (31-44, 4 TD)
361, Dalton, CAR at SEA 09/24 (34-58, 2 TD)
359, J. Allen, BUF vs. JAX 10/08 (27-40, 2 TD)
357, Jackson, BAL vs. DET 10/22 (21-27, 3 TD)
356, Stroud, HOU at CIN 11/12 (23-39, 1 TD)
353, Carr, NO at HOU 10/15 (32-50, 1 TD)
353, Goff, DET at TB 10/15 (30-44, 2 TD)
348, Burrow, CIN vs. BUF 11/05 (31-44, 2 TD)
347, Burrow, CIN vs. HOU 11/12 (27-40, 2 TD)
344, Cousins, MIN vs. TB 09/10 (33-44, 2 TD)
339, J. Allen, BUF at PHI 11/26 (ot) (29-51, 2 TD)
336, Stroud, HOU vs. ARI 11/19 (27-37, 2 TD)
335, Fields, CHI vs. DEN 10/01 (28-35, 4 TD)
334, Stafford, LAR at SEA 09/10 (24-38, 0 TD)
333, Goff, DET at LAC 11/12 (23-33, 2 TD)
333, Purdy, SF vs. TB 11/19 (21-25, 3 TD)
332, Goff, DET vs. GB 11/23 (29-44, 2 TD)
331, Prescott, DAL vs. WAS 11/23 (22-32, 4 TD)
329, Minshew, IND at JAX 10/15 (33-55, 1 TD)
329, Ridder, ATL vs. HOU 10/08 (28-37, 1 TD)
328, G. Smith, SEA at DET 09/17 (ot) (32-41, 2 TD)
326, G. Smith, SEA at CIN 10/15 (27-41, 0 TD)
325, Howell, WAS at NE 11/05 (29-45, 1 TD)
325, Tagovailoa, MIA vs. LV 11/19 (28-39, 2 TD)
324, Garoppolo, LV vs. PIT 09/24 (28-44, 2 TD)
324, Tagovailoa, MIA vs. NE 10/29 (30-45, 3 TD)
324, J. Allen, BUF vs. TB 10/26 (31-40, 2 TD)
323, Herbert, LAC vs. DET 11/12 (27-40, 4 TD)
323, Goff, DET vs. SEA 09/17 (ot) (28-35, 3 TD)
322, Love, GB vs. LAC 11/19 (27-40, 2 TD)
321, D. Jones, NYG at ARI 09/17 (26-37, 2 TD)
320, J. Allen, BUF vs. MIA 10/01 (21-25, 4 TD)
319, Hurts, PHI at WAS 10/29 (29-38, 4 TD)
319, Stafford, LAR at IND 10/01 (ot) (27-40, 1 TD)
319, Hurts, PHI vs. WAS 10/01 (ot) (25-37, 2 TD)
317, Burrow, CIN at ARI 10/08 (36-46, 3 TD)
317, Mayfield, TB vs. CHI 09/17 (26-34, 1 TD)
316, Mac Jones, NE vs. PHI 09/10 (35-54, 3 TD)
315, Lawrence, JAX at BUF 10/08 (25-37, 1 TD)
312, Howell, WAS at SEA 11/12 (29-44, 3 TD)
310, Carr, NO at IND 10/29 (19-27, 2 TD)
310, Purdy, SF vs. NYG 09/21 (25-37, 2 TD)
309, Tagovailoa, MIA vs. DEN 09/24 (23-26, 4 TD)
308, Tagovailoa, MIA vs. NYG 10/08 (22-30, 2 TD)
308, R. Wilson, DEN vs. WAS 09/17 (18-32, 3 TD)
307, Stafford, LAR vs. SF 09/17 (34-55, 1 TD)
307, Ridder, ATL vs. WAS 10/15 (28-47, 2 TD)
306, Stroud, HOU vs. PIT 10/01 (16-30, 2 TD)
306, R. Wilson, DEN at MIA 09/24 (23-38, 1 TD)
306, Mahomes, KC vs. DEN 10/12 (30-40, 1 TD)
305, Mahomes, KC at JAX 09/17 (29-41, 2 TD)
305, Minshew, IND vs. CLE 10/22 (15-23, 2 TD)
305, Herbert, LAC at TEN 09/17 (ot) (27-41, 2 TD)
305, Carr, NO vs. TEN 09/10 (23-33, 1 TD)
304, Prescott, DAL vs. LAR 10/29 (25-31, 4 TD)
304, Stroud, HOU vs. JAX 11/26 (26-36, 2 TD)
304, Carr, NO at ATL 11/26 (24-38, 0 TD)
303, Hurts, PHI at LAR 10/08 (25-38, 1 TD)
301, Carr, NO vs. JAX 10/19 (33-55, 1 TD)
300, Howell, WAS at DAL 11/23 (28-44, 0 TD)

WEEK 12 / THROUGH SUNDAY, NOVEMBER 26, 2023

100-Yard Receiving Games

230, Moore, CHI at WAS 10/05 (8 rec., 3 TD)
215, T. Hill, MIA at LAC 09/10 (11 rec., 2 TD)
215, K. Allen, LAC at MIN 09/24 (18 rec., 0 TD)
192, Chase, CIN at ARI 10/08 (15 rec., 3 TD)
191, Lamb, DAL at PHI 11/05 (11 rec., 0 TD)
181, T. Hill, MIA vs. NYG 10/08 (8 rec., 1 TD)
179, Kelce, KC vs. LAC 10/22 (12 rec., 1 TD)
175, A. Brown, PHI vs. WAS 10/01 (ot) (9 rec., 2 TD)
175, K. Allen, LAC vs. DET 11/12 (11 rec., 2 TD)
173, Cooks, DAL vs. NYG 11/12 (9 rec., 1 TD)
172, Brown, HOU at CIN 11/12 (7 rec., 0 TD)
172, Adams, LV vs. PIT 09/24 (13 rec., 2 TD)
171, Evans, TB vs. CHI 09/17 (6 rec., 1 TD)
168, N. Collins, HOU vs. PIT 10/01 (7 rec., 2 TD)
163, T. Hill, MIA vs. CAR 10/15 (6 rec., 1 TD)
163, Nacua, LAR at IND 10/01 (ot) (9 rec., 1 TD)
159, Jefferson, MIN at PHI 09/14 (11 rec., 0 TD)
158, Lamb, DAL vs. LAR 10/29 (12 rec., 2 TD)
157, T. Hill, MIA vs. DEN 09/24 (9 rec., 1 TD)
156, Aiyuk, SF vs. TB 11/19 (5 rec., 1 TD)
156, St. Brown, DET at LAC 11/12 (8 rec., 1 TD)
154, Nacua, LAR vs. PIT 10/22 (8 rec., 0 TD)
153, Brown, HOU vs. TB 11/05 (6 rec., 1 TD)
153, Shaheed, NO at IND 10/29 (3 rec., 1 TD)
151, Lamb, DAL vs. NYG 11/12 (11 rec., 1 TD)
150, Jefferson, MIN vs. TB 09/10 (9 rec., 0 TD)
149, Dell, HOU vs. ARI 11/19 (8 rec., 1 TD)
149, Jefferson, MIN vs. LAC 09/24 (7 rec., 1 TD)
149, Kittle, SF vs. CIN 10/29 (9 rec., 0 TD)
148, Kupp, LAR vs. ARI 10/15 (7 rec., 1 TD)
148, Aiyuk, SF vs. ARI 10/01 (6 rec., 0 TD)
147, Nacua, LAR vs. SF 09/17 (15 rec., 0 TD)
146, N. Collins, HOU vs. IND 09/17 (7 rec., 1 TD)
146, T. Hill, MIA vs. LV 11/19 (10 rec., 1 TD)
145, Thielen, CAR at SEA 09/24 (11 rec., 1 TD)
145, Dell, HOU at JAX 09/24 (5 rec., 1 TD)
143, Evans, TB vs. TEN 11/12 (6 rec., 1 TD)
143, Lamb, DAL vs. NYJ 09/17 (11 rec., 0 TD)
141, Chase, CIN vs. LAR 09/25 (12 rec., 0 TD)
140, Hopkins, TEN at IND 10/08 (8 rec., 0 TD)
139, Cooper, CLE vs. ARI 11/05 (5 rec., 1 TD)
137, A. Brown, PHI vs. MIA 10/22 (10 rec., 1 TD)
134, Hockenson, MIN vs. NO 11/12 (11 rec., 1 TD)
133, Palmer, LAC at KC 10/22 (5 rec., 0 TD)
131, McBride, ARI vs. ATL 11/12 (8 rec., 0 TD)
131, A. Brown, PHI at NYJ 10/15 (7 rec., 0 TD)
131, D. Smith, PHI vs. MIN 09/14 (4 rec., 1 TD)
131, A. Brown, PHI at TB 09/25 (9 rec., 0 TD)
131, Moore, CHI vs. DEN 10/01 (8 rec., 1 TD)
130, A. Brown, PHI at WAS 10/29 (8 rec., 2 TD)
130, Schultz, HOU vs. TB 11/05 (10 rec., 1 TD)
130, Pickens, PIT vs. BAL 10/08 (6 rec., 1 TD)
129, Samuel, SF vs. NYG 09/21 (6 rec., 1 TD)
129, Aiyuk, SF at PIT 09/10 (8 rec., 2 TD)
128, Hopkins, TEN vs. ATL 10/29 (4 rec., 3 TD)
127, Pickens, PIT vs. CLE 09/18 (4 rec., 1 TD)
127, A. Brown, PHI at LAR 10/08 (6 rec., 0 TD)
125, D. London, ATL vs. WAS 10/15 (9 rec., 0 TD)
125, Downs, IND vs. CLE 10/22 (5 rec., 1 TD)
124, Kelce, KC vs. DEN 10/12 (9 rec., 0 TD)
124, Chase, CIN vs. HOU 11/12 (5 rec., 1 TD)
124, St. Brown, DET at TB 10/15 (12 rec., 1 TD)
123, Addison, MIN vs. SF 10/23 (7 rec., 2 TD)
122, Ridley, JAX at BUF 10/08 (7 rec., 0 TD)
121, Waddle, MIA vs. NE 10/29 (7 rec., 1 TD)
121, M. Williams, LAC at MIN 09/24 (7 rec., 1 TD)
121, Diggs, BUF vs. JAX 10/08 (8 rec., 1 TD)
120, Diggs, BUF vs. MIA 10/01 (6 rec., 3 TD)
120, Freiermuth, PIT at CIN 11/26 (9 rec., 0 TD)
119, Robinson, WAS at SEA 11/12 (6 rec., 1 TD)
119, Atwell, LAR at SEA 09/10 (6 rec., 0 TD)
119, Nacua, LAR at SEA 09/10 (10 rec., 0 TD)
118, Kupp, LAR vs. PHI 10/08 (8 rec., 0 TD)
117, Boyd, CIN vs. HOU 11/12 (8 rec., 0 TD)
117, Goedert, PHI at LAR 10/08 (8 rec., 1 TD)
117, Lamb, DAL at LAC 10/16 (7 rec., 0 TD)
116, Cooper, CLE vs. TEN 09/24 (7 rec., 1 TD)
116, Kittle, SF at JAX 11/12 (3 rec., 1 TD)
116, Beckham, BAL vs. CIN 11/16 (4 rec., 0 TD)

116, K. Allen, LAC at GB 11/19 (10 rec., 1 TD)
115, Shakir, BUF vs. NYJ 11/19 (3 rec., 1 TD)
115, Thielen, CAR at MIA 10/15 (11 rec., 1 TD)
114, Godwin, TB at NO 10/01 (8 rec., 0 TD)
114, Olave, NO at ATL 11/26 (7 rec., 0 TD)
114, Dell, HOU vs. TB 11/05 (6 rec., 2 TD)
114, Waddle, MIA at NYJ 11/24 (8 rec., 0 TD)
113, Mims, DEN vs. WAS 09/17 (2 rec., 1 TD)
112, Metcalf, SEA vs. CAR 09/24 (6 rec., 0 TD)
112, Olave, NO vs. TEN 09/10 (8 rec., 0 TD)
112, T. Hill, MIA vs. NE 10/29 (8 rec., 1 TD)
111, K. Allen, LAC at TEN 09/17 (ot) (8 rec., 2 TD)
111, Diggs, BUF at WAS 09/24 (8 rec., 0 TD)
110, Kirk, JAX vs. KC 09/17 (11 rec., 0 TD)
110, Higgins, CIN vs. BUF 11/05 (8 rec., 0 TD)
109, Hyatt, NYG vs. NE 11/26 (5 rec., 0 TD)
109, Aiyuk, SF vs. CIN 10/29 (5 rec., 0 TD)
109, Pittman, IND at JAX 10/15 (9 rec., 0 TD)
108, Dotson, WAS vs. PHI 10/29 (8 rec., 1 TD)
108, St. Brown, DET vs. LV 10/30 (6 rec., 0 TD)
108, Cooper, CLE vs. SF 10/15 (4 rec., 0 TD)
107, Rice, KC at LV 11/26 (8 rec., 1 TD)
107, Thielen, CAR at DET 10/08 (11 rec., 1 TD)
107, Pickens, PIT at LAR 10/22 (5 rec., 0 TD)
107, Pittman, IND vs. TB 11/26 (10 rec., 0 TD)
106, K. Allen, LAC vs. BAL 11/26 (14 rec., 0 TD)
106, D. Smith, PHI vs. BUF 11/26 (ot) (7 rec., 1 TD)
105, Davis, BUF at PHI 11/26 (ot) (6 rec., 1 TD)
104, N. Collins, HOU vs. JAX 11/26 (7 rec., 1 TD)
104, Olave, NO at GB 09/24 (8 rec., 0 TD)
104, Kirk, JAX vs. SF 11/12 (6 rec., 0 TD)
104, Moore, CHI at TB 09/17 (6 rec., 0 TD)
103, Ridley, JAX vs. TEN 11/19 (7 rec., 2 TD)
102, St. Brown, DET vs. SEA 09/17 (ot) (6 rec., 0 TD)
102, St. Brown, DET vs. ATL 09/24 (9 rec., 0 TD)
102, Diggs, BUF at NYJ 09/11 (ot) (10 rec., 1 TD)
102, St. Brown, DET at BAL 10/22 (13 rec., 0 TD)
102, T. Hill, MIA at NYJ 11/24 (9 rec., 1 TD)
101, Ridley, JAX at IND 09/10 (8 rec., 1 TD)
100, G. Wilson, NYJ at NYG 10/29 (ot) (7 rec., 0 TD)
100, Davis, BUF vs. JAX 10/08 (6 rec., 1 TD)
100, J. Smith, ATL vs. MIN 11/05 (5 rec., 1 TD)
100, Samuel, WAS at DAL 11/23 (9 rec., 0 TD)
100, Diggs, BUF vs. NYG 10/15 (10 rec., 0 TD)
100, Chase, CIN at SF 10/29 (10 rec., 1 TD)

WEEK 12 / THROUGH SUNDAY, NOVEMBER 26, 2023

100-Yard Rushing Games

203, Achane, MIA vs. DEN 09/24 (18 att., 2 TD)
177, Bre. Hall, NYJ at DEN 10/08 (22 att., 1 TD)
175, Swift, PHI vs. MIN 09/14 (28 att., 1 TD)
165, Moss, IND vs. TEN 10/08 (23 att., 2 TD)
158, K. Williams, LAR vs. ARI 10/15 (20 att., 1 TD)
152, Gibbs, DET vs. LV 10/30 (26 att., 1 TD)
152, McCaffrey, SF at PIT 09/10 (22 att., 1 TD)
151, Achane, MIA vs. NYG 10/08 (11 att., 1 TD)
150, Singletary, HOU at CIN 11/12 (30 att., 1 TD)
143, K. Williams, LAR at ARI 11/26 (16 att., 0 TD)
138, Mitchell, BAL vs. SEA 11/05 (9 att., 1 TD)
136, Etienne, JAX at BUF 10/08 (26 att., 2 TD)
130, Swift, PHI at TB 09/25 (16 att., 0 TD)
129, Warren, PIT at CLE 11/19 (9 att., 1 TD)
128, S. Barkley, NYG vs. NYJ 10/29 (ot) (36 att., 0 TD)
127, Bre. Hall, NYJ vs. BUF 09/11 (ot) (10 att., 0 TD)
124, Robinson, ATL vs. GB 09/17 (19 att., 0 TD)
123, Cook, BUF vs. LV 09/17 (17 att., 0 TD)
122, Henry, TEN vs. CIN 10/01 (22 att., 1 TD)
122, Moss, IND at BAL 09/24 (ot) (30 att., 0 TD)
122, Pollard, DAL at ARI 09/24 (23 att., 0 TD)
121, Mostert, MIA at NE 09/17 (18 att., 2 TD)
121, Montgomery, DET at GB 09/28 (32 att., 3 TD)
117, Ekeler, LAC vs. MIA 09/10 (16 att., 1 TD)
116, McCaffrey, SF at LAR 09/17 (20 att., 1 TD)
116, Jacobs, LV vs. NYJ 11/12 (27 att., 0 TD)
116, Montgomery, DET at LAC 11/12 (12 att., 1 TD)
115, Mostert, MIA vs. CAR 10/15 (17 att., 2 TD)
115, Pacheco, KC at NYJ 10/01 (20 att., 1 TD)
114, McCaffrey, SF at SEA 11/23 (19 att., 2 TD)
112, Singletary, HOU vs. ARI 11/19 (22 att., 1 TD)
110, Jacobs, LV vs. KC 11/26 (20 att., 1 TD)
109, Cook, BUF vs. DEN 11/13 (12 att., 0 TD)
109, Montgomery, DET vs. CAR 10/08 (19 att., 1 TD)
107, J. Ford, CLE at BAL 11/12 (17 att., 0 TD)
106, Conner, ARI vs. NYG 09/17 (23 att., 1 TD)
106, McCaffrey, SF vs. ARI 10/01 (20 att., 3 TD)
106, J. Ford, CLE at PIT 09/18 (16 att., 0 TD)
106, Chubb, CLE vs. CIN 09/10 (18 att., 0 TD)
105, Walker, SEA vs. ARI 10/22 (26 att., 0 TD)
105, Robinson, ATL at JAX 10/01 (14 att., 0 TD)
104, Fields, CHI at DET 11/19 (18 att., 0 TD)
103, K. Williams, LAR at IND 10/01 (ot) (25 att., 2 TD)
103, Herbert, CHI vs. DEN 10/01 (18 att., 0 TD)
101, Jackson, BAL vs. IND 09/24 (ot) (14 att., 2 TD)
101, Warren, PIT vs. GB 11/12 (15 att., 1 TD)
101, Achane, MIA at BUF 10/01 (8 att., 2 TD)
101, Henry, TEN vs. ATL 10/29 (22 att., 0 TD)
100, R. White, TB at IND 11/26 (15 att., 0 TD)

WEEK 12 / THROUGH SUNDAY, NOVEMBER 26, 2023**AFC / LEADING PASSERS**

| Player, Team | Att | Comp | Pct | | Avg | | Pct | | | Pct Rating | |
|------------------|-----|------|------|------|------|----|-----|------|-----|------------|--------|
| | | | Comp | Yds | Gain | TD | TD | Long | Int | Int | Points |
| Tagovailoa, Mia. | 377 | 263 | 69.8 | 3177 | 8.43 | 22 | 5.8 | 69t | 10 | 2.7 | 103.7 |
| R. Wilson, Den. | 319 | 218 | 68.3 | 2199 | 6.89 | 20 | 6.3 | 60t | 4 | 1.3 | 103.4 |
| *Stroud, Hou. | 391 | 249 | 63.7 | 3266 | 8.35 | 19 | 4.9 | 75t | 5 | 1.3 | 100.8 |
| Jackson, Bal. | 334 | 228 | 68.3 | 2618 | 7.84 | 13 | 3.9 | 80 | 5 | 1.5 | 98.4 |
| Herbert, LA-C | 402 | 266 | 66.2 | 2826 | 7.03 | 20 | 5.0 | 60 | 6 | 1.5 | 96.9 |
| Mahomes, K.C. | 411 | 280 | 68.1 | 2917 | 7.10 | 21 | 5.1 | 54 | 9 | 2.2 | 96.3 |
| J. Allen, Buf. | 433 | 295 | 68.1 | 3214 | 7.42 | 24 | 5.5 | 81t | 13 | 3.0 | 95.8 |
| Lawrence, Jac. | 370 | 249 | 67.3 | 2746 | 7.42 | 12 | 3.2 | 57 | 7 | 1.9 | 92.0 |
| Burrow, Cin. | 365 | 244 | 66.8 | 2309 | 6.33 | 15 | 4.1 | 64t | 6 | 1.6 | 91.0 |
| D. Watson, Cle. | 171 | 105 | 61.4 | 1115 | 6.52 | 7 | 4.1 | 59 | 4 | 2.3 | 84.3 |
| Minshew, Ind. | 297 | 187 | 63.0 | 1972 | 6.64 | 8 | 2.7 | 75t | 7 | 2.4 | 81.4 |
| Pickett, Pit. | 314 | 194 | 61.8 | 2000 | 6.37 | 6 | 1.9 | 72t | 4 | 1.3 | 81.2 |
| Garoppolo, L.V. | 168 | 110 | 65.5 | 1205 | 7.17 | 7 | 4.2 | 32t | 9 | 5.4 | 78.1 |
| Mac Jones, N.E. | 345 | 224 | 64.9 | 2120 | 6.14 | 10 | 2.9 | 58t | 12 | 3.5 | 77.0 |
| *O'Connell, L.V. | 178 | 113 | 63.5 | 1194 | 6.71 | 4 | 2.2 | 50 | 6 | 3.4 | 76.4 |
| Z. Wilson, NY-J | 321 | 190 | 59.2 | 1944 | 6.06 | 6 | 1.9 | 68t | 7 | 2.2 | 73.8 |
| Tannehill, Ten. | 158 | 98 | 62.0 | 1128 | 7.14 | 2 | 1.3 | 70 | 6 | 3.8 | 71.9 |

AFC / LEADING PASSERS, RANKS

| Player, Team | Att | Comp | Pct | | Avg | | Pct | | | Pct Rating | |
|------------------|-----|------|------|-----|------|-----|-----|------|-----|------------|--------|
| | | | Comp | Yds | Gain | TD | TD | Long | Int | Int | Points |
| Tagovailoa, Mia. | 5 | 4 | 1 | 3 | 1 | 2 | 2 | | 15 | 12 | 1 |
| R. Wilson, Den. | 11 | 10 | 2 | 9 | 10 | 4t | 1 | | 1t | 1 | 2 |
| *Stroud, Hou. | 4 | 5t | 11 | 1 | 2 | 6 | 6 | | 4t | 3 | 3 |
| Jackson, Bal. | 9 | 8 | 3 | 7 | 3 | 8 | 10 | | 4t | 5 | 4 |
| Herbert, LA-C | 3 | 3 | 8 | 5 | 9 | 4t | 5 | | 6t | 4 | 5 |
| Mahomes, K.C. | 2 | 2 | 5 | 4 | 8 | 3 | 4 | | 13t | 9 | 6 |
| J. Allen, Buf. | 1 | 1 | 4 | 2 | 4 | 1 | 3 | | 17 | 13 | 7 |
| Lawrence, Jac. | 6 | 5t | 6 | 6 | 5 | 9 | 11 | | 10t | 7 | 8 |
| Burrow, Cin. | 7 | 7 | 7 | 8 | 15 | 7 | 8 | | 6t | 6 | 9 |
| D. Watson, Cle. | 15 | 16 | 16 | 17 | 13 | 12t | 9 | | 1t | 10 | 10 |
| Minshew, Ind. | 13 | 13 | 13 | 12 | 12 | 11 | 13 | | 10t | 11 | 11 |
| Pickett, Pit. | 12 | 11 | 15 | 11 | 14 | 14t | 15 | | 1t | 2 | 12 |
| Garoppolo, L.V. | 16 | 15 | 9 | 14 | 6 | 12t | 7 | | 13t | 17 | 13 |
| Mac Jones, N.E. | 8 | 9 | 10 | 10 | 16 | 10 | 12 | | 16 | 15 | 14 |
| *O'Connell, L.V. | 14 | 14 | 12 | 15 | 11 | 17 | 14 | | 6t | 14 | 15 |
| Z. Wilson, NY-J | 10 | 12 | 17 | 13 | 17 | 14t | 16 | | 10t | 8 | 16 |
| Tannehill, Ten. | 17 | 17 | 14 | 16 | 7 | 19t | 17 | | 6t | 16 | 17 |

WEEK 12 / THROUGH SUNDAY, NOVEMBER 26, 2023**AFC / FOURTH-QUARTER PASSING LEADERS**

| Rank | Player, Team | Att | Comp | Comp% | Yards | YPA | TD | TD% | Int | Int% | Rating |
|------|------------------|-----|------|-------|-------|-------|----|------|-----|------|--------|
| 1) | D. Watson, Cle. | 29 | 23 | 79.3 | 322 | 11.10 | 3 | 10.3 | 0 | 0.0 | 147.4 |
| 2) | R. Wilson, Den. | 99 | 62 | 62.6 | 709 | 7.16 | 8 | 8.1 | 0 | 0.0 | 111.0 |
| 3) | J. Allen, Buf. | 84 | 61 | 72.6 | 638 | 7.60 | 6 | 7.1 | 3 | 3.6 | 103.2 |
| 4) | Garoppolo, L.V. | 38 | 27 | 71.1 | 303 | 7.97 | 2 | 5.3 | 1 | 2.6 | 101.1 |
| 5) | Herbert, LA-C | 101 | 64 | 63.4 | 749 | 7.42 | 7 | 6.9 | 2 | 2.0 | 100.6 |
| 6) | *Stroud, Hou. | 102 | 61 | 59.8 | 906 | 8.88 | 7 | 6.9 | 3 | 2.9 | 99.6 |
| 7) | Pickett, Pit. | 69 | 47 | 68.1 | 563 | 8.16 | 2 | 2.9 | 1 | 1.4 | 96.5 |
| 8) | Mac Jones, N.E. | 102 | 68 | 66.7 | 654 | 6.41 | 5 | 4.9 | 2 | 2.0 | 92.5 |
| 9) | Minshew, Ind. | 76 | 44 | 57.9 | 513 | 6.75 | 3 | 3.9 | 1 | 1.3 | 86.1 |
| 10) | Jackson, Bal. | 50 | 33 | 66.0 | 369 | 7.38 | 2 | 4.0 | 2 | 4.0 | 84.5 |
| 11) | Tagovailoa, Mia. | 61 | 37 | 60.7 | 370 | 6.07 | 3 | 4.9 | 2 | 3.3 | 80.6 |
| 12) | Mahomes, K.C. | 88 | 51 | 58.0 | 503 | 5.72 | 2 | 2.3 | 1 | 1.1 | 77.0 |
| 13) | Lawrence, Jac. | 80 | 49 | 61.3 | 492 | 6.15 | 2 | 2.5 | 2 | 2.5 | 76.7 |
| 14) | Burrow, Cin. | 89 | 51 | 57.3 | 583 | 6.55 | 3 | 3.4 | 3 | 3.4 | 74.3 |
| 15) | Tannehill, Ten. | 35 | 21 | 60.0 | 243 | 6.94 | 1 | 2.9 | 2 | 5.7 | 66.7 |
| 16) | Z. Wilson, NY-J | 98 | 58 | 59.2 | 659 | 6.72 | 1 | 1.0 | 5 | 5.1 | 61.6 |
| 17) | *Levis, Ten. | 50 | 22 | 44.0 | 311 | 6.22 | 2 | 4.0 | 2 | 4.0 | 61.3 |
| 18) | Boyle, NY-J | 38 | 24 | 63.2 | 160 | 4.21 | 1 | 2.6 | 2 | 5.3 | 59.1 |
| 19) | *O'Connell, L.V. | 73 | 41 | 56.2 | 385 | 5.27 | 2 | 2.7 | 4 | 5.5 | 57.2 |
| 20) | P. Walker, Cle. | 48 | 20 | 41.7 | 197 | 4.10 | 0 | 0.0 | 3 | 6.3 | 27.9 |
| 21) | Zappe, N.E. | 28 | 11 | 39.3 | 102 | 3.64 | 0 | 0.0 | 2 | 7.1 | 20.2 |

AFC / THIRD-DOWN PASSING LEADERS

| Rank | Player, Team | Att | Comp | Comp% | Yards | YPA | TD | TD% | Int | Int% | Rating |
|------|------------------|-----|------|-------|-------|------|----|------|-----|------|--------|
| 1) | Mahomes, K.C. | 103 | 65 | 63.1 | 823 | 7.99 | 11 | 10.7 | 3 | 2.9 | 111.4 |
| 2) | R. Wilson, Den. | 76 | 53 | 69.7 | 621 | 8.17 | 5 | 6.6 | 1 | 1.3 | 110.7 |
| 3) | *Stroud, Hou. | 122 | 76 | 62.3 | 1027 | 8.42 | 8 | 6.6 | 1 | 0.8 | 107.5 |
| 4) | Jackson, Bal. | 85 | 49 | 57.6 | 646 | 7.60 | 8 | 9.4 | 2 | 2.4 | 103.4 |
| 5) | Burrow, Cin. | 90 | 61 | 67.8 | 550 | 6.11 | 5 | 5.6 | 1 | 1.1 | 97.9 |
| 6) | Lawrence, Jac. | 91 | 60 | 65.9 | 624 | 6.86 | 6 | 6.6 | 3 | 3.3 | 93.8 |
| 7) | Tagovailoa, Mia. | 98 | 62 | 63.3 | 868 | 8.86 | 8 | 8.2 | 6 | 6.1 | 93.4 |
| 8) | Herbert, LA-C | 106 | 60 | 56.6 | 767 | 7.24 | 8 | 7.5 | 3 | 2.8 | 92.8 |
| 9) | Minshew, Ind. | 80 | 48 | 60.0 | 607 | 7.59 | 2 | 2.5 | 2 | 2.5 | 81.6 |
| 10) | J. Allen, Buf. | 101 | 60 | 59.4 | 666 | 6.59 | 7 | 6.9 | 5 | 5.0 | 81.5 |
| 11) | D. Watson, Cle. | 54 | 32 | 59.3 | 332 | 6.15 | 1 | 1.9 | 1 | 1.9 | 75.5 |
| 12) | Pickett, Pit. | 108 | 57 | 52.8 | 831 | 7.69 | 1 | 0.9 | 2 | 1.9 | 73.5 |
| 13) | Z. Wilson, NY-J | 80 | 44 | 55.0 | 440 | 5.50 | 1 | 1.3 | 1 | 1.3 | 69.8 |
| 14) | Mac Jones, N.E. | 94 | 50 | 53.2 | 561 | 5.97 | 1 | 1.1 | 3 | 3.2 | 61.5 |

WEEK 12 / THROUGH SUNDAY, NOVEMBER 26, 2023**AFC / LEADING RUSHERS**

| Rank | Player, Team | Att | Yards | Avg | Long | TD |
|------|------------------------|-----|-------|------|------|----|
| 1) | Mostert, Mia. | 151 | 785 | 5.2 | 49 | 13 |
| 2) | Jacobs, L.V. | 220 | 771 | 3.5 | 63t | 6 |
| 3) | Henry, Ten. | 176 | 739 | 4.2 | 63 | 6 |
| 4) | Cook, Buf. | 153 | 731 | 4.8 | 42 | 1 |
| 5) | Etienne, Jac. | 194 | 726 | 3.7 | 35t | 7 |
| 6) | Moss, Ind. | 141 | 672 | 4.8 | 56t | 5 |
| 7) | Pacheco, K.C. | 158 | 669 | 4.2 | 48t | 5 |
| 8) | J. Ford, Cle. | 145 | 628 | 4.3 | 69t | 3 |
| 9) | Mixon, Cin. | 161 | 621 | 3.9 | 22 | 4 |
| 10) | Harris, Pit. | 143 | 598 | 4.2 | 25 | 4 |
| 11) | Edwards, Bal. | 141 | 590 | 4.2 | 42 | 10 |
| 12) | Stevenson, N.E. | 147 | 580 | 3.9 | 64t | 4 |
| 13) | Jackson, Bal. (QB) | 112 | 574 | 5.1 | 26 | 5 |
| 14) | Bre. Hall, NY-J | 124 | 569 | 4.6 | 83 | 2 |
| 15) | Warren, Pit. | 93 | 542 | 5.8 | 74t | 3 |
| 16) | J. Williams, Den. | 140 | 538 | 3.8 | 21 | 0 |
| 17) | Singleton, Hou. | 120 | 489 | 4.1 | 22 | 2 |
| 18) | *Achane, Mia. | 39 | 461 | 11.8 | 76t | 5 |
| 19) | Ekeler, LA-C | 112 | 428 | 3.8 | 55 | 4 |
| 20) | Taylor, Ind. | 100 | 414 | 4.1 | 42 | 4 |
| 21) | Elliott, N.E. | 95 | 377 | 4.0 | 17 | 2 |
| 22) | Kelley, LA-C | 88 | 360 | 4.1 | 49t | 2 |
| 23) | J. Allen, Buf. (QB) | 62 | 342 | 5.5 | 23 | 9 |
| 24) | Pierce, Hou. | 114 | 341 | 3.0 | 16 | 1 |
| 25) | Mahomes, K.C. (QB) | 53 | 305 | 5.8 | 25 | 0 |
| 26) | Hill, Bal. | 66 | 290 | 4.4 | 27 | 3 |
| 27) | Hunt, Cle. | 89 | 286 | 3.2 | 16t | 6 |
| 28) | *McLaughlin, Den. | 47 | 281 | 6.0 | 38 | 1 |
| 29) | Murray, Buf. | 70 | 280 | 4.0 | 29 | 3 |
| 30) | *Mitchell, Bal. | 29 | 269 | 9.3 | 60 | 2 |
| 31) | R. Wilson, Den. (QB) | 53 | 266 | 5.0 | 21 | 1 |
| 32) | *Spears, Ten. | 50 | 254 | 5.1 | 23 | 1 |
| 33) | Lawrence, Jac. (QB) | 51 | 240 | 4.7 | 26 | 3 |
| 34) | Herbert, LA-C (QB) | 48 | 233 | 4.9 | 35 | 3 |
| 35) | Z. Wilson, NY-J (QB) | 33 | 199 | 6.0 | 20 | 0 |
| 36) | Perine, Den. | 36 | 173 | 4.8 | 24 | 1 |
| 37) | Chubb, Cle. | 28 | 170 | 6.1 | 20 | 0 |
| 38) | Cook, NY-J | 50 | 162 | 3.2 | 10 | 0 |
| 39) | Strong, Cle. | 35 | 153 | 4.4 | 40 | 1 |
| 40) | D. Watson, Cle. (QB) | 26 | 142 | 5.5 | 16 | 1 |
| 41) | *Richardson, Ind. (QB) | 25 | 136 | 5.4 | 23 | 4 |
| 42) | Edwards-Helaire, K.C. | 38 | 134 | 3.5 | 16 | 1 |
| 43) | *Stroud, Hou. (QB) | 29 | 132 | 4.6 | 16 | 3 |
| 44) | Evans, Mia.-Chi.-Mia. | 32 | 121 | 3.8 | 13 | 1 |
| 45) | Mac Jones, N.E. (QB) | 26 | 96 | 3.7 | 18 | 0 |
| 46t) | *Brooks, Mia. | 15 | 94 | 6.3 | 52 | 0 |
| 46t) | Harris, Buf. | 23 | 94 | 4.1 | 11 | 1 |
| 48) | Burrow, Cin. (QB) | 31 | 88 | 2.8 | 20 | 0 |
| 49t) | *Bigsby, Jac. | 36 | 86 | 2.4 | 9 | 2 |
| 49t) | D. Johnson, Jac. | 26 | 86 | 3.3 | 19 | 0 |

AFC / THIRD-AND-ONE RUSHING LEADERS

| Rank | Player, Team | Att | FD | Pct |
|------|-------------------|-----|----|-------|
| 1t) | R. Wilson, Den. | 10 | 10 | 100.0 |
| 1t) | J. Allen, Buf. | 7 | 7 | 100.0 |
| 1t) | Elliott, N.E. | 3 | 3 | 100.0 |
| 1t) | Harris, Buf. | 3 | 3 | 100.0 |
| 1t) | Henry, Ten. | 3 | 3 | 100.0 |
| 1t) | Hill, Bal. | 3 | 3 | 100.0 |
| 1t) | McKinnon, K.C. | 3 | 3 | 100.0 |
| 1t) | Warren, Pit. | 3 | 3 | 100.0 |
| 9) | Stevenson, N.E. | 7 | 6 | 85.7 |
| 10t) | Moss, Ind. | 10 | 8 | 80.0 |
| 10t) | *Stroud, Hou. | 5 | 4 | 80.0 |
| 12t) | *Bigsby, Jac. | 4 | 3 | 75.0 |
| 12t) | Harris, Pit. | 4 | 3 | 75.0 |
| 12t) | Hunt, Cle. | 4 | 3 | 75.0 |
| 12t) | Jackson, Bal. | 4 | 3 | 75.0 |
| 12t) | J. Williams, Den. | 4 | 3 | 75.0 |
| 17t) | Edwards, Bal. | 7 | 5 | 71.4 |
| 17t) | Pacheco, K.C. | 7 | 5 | 71.4 |
| 17t) | Pickett, Pit. | 7 | 5 | 71.4 |
| 20t) | Murray, Buf. | 6 | 4 | 66.7 |
| 20t) | Taylor, Ind. | 6 | 4 | 66.7 |
| 22) | Mac Jones, N.E. | 5 | 3 | 60.0 |
| 23) | Ekeler, LA-C | 9 | 5 | 55.6 |
| 24t) | Etienne, Jac. | 8 | 4 | 50.0 |
| 24t) | Jacobs, L.V. | 8 | 4 | 50.0 |
| 26) | Mixon, Cin. | 7 | 3 | 42.9 |

WEEK 12 / THROUGH SUNDAY, NOVEMBER 26, 2023**AFC / LEADERS IN RECEPTIONS**

| Rank | Player, Team | Rec | Yards | Avg | Long | TD |
|------|----------------------|-----|-------|------|------|----|
| 1) | K. Allen, LA-C | 97 | 1117 | 11.5 | 42 | 7 |
| 2) | T. Hill, Mia. | 88 | 1324 | 15.0 | 69t | 10 |
| 3) | Diggs, Buf. | 83 | 969 | 11.7 | 55t | 8 |
| 4) | Pittman, Ind. | 76 | 784 | 10.3 | 75t | 3 |
| 5) | Chase, Cin. | 75 | 914 | 12.2 | 64t | 6 |
| 6) | Kelce, K.C. (TE) | 70 | 732 | 10.5 | 53 | 5 |
| 7) | Adams, L.V. | 69 | 814 | 11.8 | 46t | 4 |
| 8t) | G. Wilson, NY-J | 64 | 695 | 10.9 | 68t | 3 |
| 8t) | Engram, Jac. (TE) | 64 | 524 | 8.2 | 34 | 0 |
| 10) | *Flowers, Bal. | 58 | 613 | 10.6 | 52 | 2 |
| 11t) | Kirk, Jac. | 56 | 761 | 13.6 | 57 | 3 |
| 11t) | *Kincaid, Buf. (TE) | 56 | 474 | 8.5 | 22t | 2 |
| 13t) | Waddle, Mia. | 52 | 691 | 13.3 | 35 | 3 |
| 13t) | Meyers, L.V. | 52 | 591 | 11.4 | 33 | 6 |
| 15) | Njoku, Cle. (TE) | 51 | 492 | 9.6 | 41 | 2 |
| 16t) | N. Collins, Hou. | 50 | 800 | 16.0 | 52t | 5 |
| 16t) | Boyd, Cin. | 50 | 462 | 9.2 | 64 | 2 |
| 18t) | *Downs, Ind. | 48 | 566 | 11.8 | 59t | 2 |
| 18t) | Sutton, Den. | 48 | 560 | 11.7 | 33 | 8 |
| 20t) | Cooper, Cle. | 47 | 765 | 16.3 | 59 | 2 |
| 20t) | *Dell, Hou. | 47 | 709 | 15.1 | 68t | 7 |
| 20t) | Ridley, Jac. | 47 | 663 | 14.1 | 45 | 5 |
| 23t) | Hopkins, Ten. | 45 | 699 | 15.5 | 61t | 4 |
| 23t) | Andrews, Bal. (TE) | 45 | 544 | 12.1 | 38 | 6 |
| 25) | *Rice, K.C. | 44 | 527 | 12.0 | 39t | 5 |
| 26) | Moore, Cle. | 43 | 418 | 9.7 | 33 | 1 |
| 27t) | Pickens, Pit. | 40 | 662 | 16.6 | 71t | 3 |
| 27t) | Schultz, Hou. (TE) | 40 | 455 | 11.4 | 31 | 5 |
| 29t) | Davis, Buf. | 39 | 595 | 15.3 | 40 | 6 |
| 29t) | Conklin, NY-J (TE) | 39 | 414 | 10.6 | 37 | 0 |
| 31) | Bre. Hall, NY-J (RB) | 38 | 320 | 8.4 | 50t | 2 |
| 32t) | Jeudy, Den. | 37 | 440 | 11.9 | 46 | 1 |
| 32t) | Bourne, N.E. | 37 | 406 | 11.0 | 36 | 4 |
| 32t) | Warren, Pit. (RB) | 37 | 247 | 6.7 | 30 | 0 |
| 32t) | Stevenson, N.E. (RB) | 37 | 238 | 6.4 | 34 | 0 |
| 36t) | *Douglas, N.E. | 36 | 410 | 11.4 | 42 | 0 |
| 36t) | Etienne, Jac. (RB) | 36 | 312 | 8.7 | 56t | 1 |
| 38) | Jacobs, L.V. (RB) | 35 | 280 | 8.0 | 21 | 0 |
| 39t) | Perine, Den. (RB) | 33 | 337 | 10.2 | 29 | 0 |
| 39t) | Cook, Buf. (RB) | 33 | 308 | 9.3 | 48 | 2 |
| 39t) | Mixon, Cin. (RB) | 33 | 232 | 7.0 | 39 | 1 |
| 42) | Okonkwo, Ten. (TE) | 32 | 251 | 7.8 | 25 | 0 |
| 43t) | D. Johnson, Pit. | 30 | 385 | 12.8 | 39 | 1 |
| 43t) | Woods, Hou. | 30 | 326 | 10.9 | 26 | 1 |
| 43t) | Henry, N.E. (TE) | 30 | 298 | 9.9 | 21 | 3 |
| 43t) | Pacheco, K.C. (RB) | 30 | 196 | 6.5 | 33 | 1 |
| 47t) | Ekeler, LA-C (RB) | 29 | 286 | 9.9 | 39t | 1 |
| 47t) | *Spears, Ten. (RB) | 29 | 179 | 6.2 | 48 | 0 |
| 49t) | Beckham, Bal. | 27 | 408 | 15.1 | 51 | 2 |
| 49t) | Higgins, Cin. | 27 | 328 | 12.1 | 33 | 2 |
| 49t) | J. Ford, Cle. (RB) | 27 | 163 | 6.0 | 19t | 2 |

WEEK 12 / THROUGH SUNDAY, NOVEMBER 26, 2023**AFC / RECEIVING YARDAGE LEADERS**

| Rank | Player, Team | Yards | Rec | Avg | Long | TD |
|------|----------------------|-------|-----|------|------|----|
| 1) | T. Hill, Mia. | 1324 | 88 | 15.0 | 69t | 10 |
| 2) | K. Allen, LA-C | 1117 | 97 | 11.5 | 42 | 7 |
| 3) | Diggs, Buf. | 969 | 83 | 11.7 | 55t | 8 |
| 4) | Chase, Cin. | 914 | 75 | 12.2 | 64t | 6 |
| 5) | Adams, L.V. | 814 | 69 | 11.8 | 46t | 4 |
| 6) | N. Collins, Hou. | 800 | 50 | 16.0 | 52t | 5 |
| 7) | Pittman, Ind. | 784 | 76 | 10.3 | 75t | 3 |
| 8) | Cooper, Cle. | 765 | 47 | 16.3 | 59 | 2 |
| 9) | Kirk, Jac. | 761 | 56 | 13.6 | 57 | 3 |
| 10) | Kelce, K.C. (TE) | 732 | 70 | 10.5 | 53 | 5 |
| 11) | *Dell, Hou. | 709 | 47 | 15.1 | 68t | 7 |
| 12) | Hopkins, Ten. | 699 | 45 | 15.5 | 61t | 4 |
| 13) | G. Wilson, NY-J | 695 | 64 | 10.9 | 68t | 3 |
| 14) | Waddle, Mia. | 691 | 52 | 13.3 | 35 | 3 |
| 15) | Ridley, Jac. | 663 | 47 | 14.1 | 45 | 5 |
| 16) | Pickens, Pit. | 662 | 40 | 16.6 | 71t | 3 |
| 17) | *Flowers, Bal. | 613 | 58 | 10.6 | 52 | 2 |
| 18) | Davis, Buf. | 595 | 39 | 15.3 | 40 | 6 |
| 19) | Meyers, L.V. | 591 | 52 | 11.4 | 33 | 6 |
| 20) | *Downs, Ind. | 566 | 48 | 11.8 | 59t | 2 |
| 21) | Sutton, Den. | 560 | 48 | 11.7 | 33 | 8 |
| 22) | Andrews, Bal. (TE) | 544 | 45 | 12.1 | 38 | 6 |
| 23) | *Rice, K.C. | 527 | 44 | 12.0 | 39t | 5 |
| 24) | Ingram, Jac. (TE) | 524 | 64 | 8.2 | 34 | 0 |
| 25) | Njoku, Cle. (TE) | 492 | 51 | 9.6 | 41 | 2 |
| 26) | *Kincaid, Buf. (TE) | 474 | 56 | 8.5 | 22t | 2 |
| 27) | Boyd, Cin. | 462 | 50 | 9.2 | 64 | 2 |
| 28) | Schultz, Hou. (TE) | 455 | 40 | 11.4 | 31 | 5 |
| 29) | Jeudy, Den. | 440 | 37 | 11.9 | 46 | 1 |
| 30) | Brown, Hou. | 439 | 21 | 20.9 | 75t | 1 |
| 31) | Moore, Cle. | 418 | 43 | 9.7 | 33 | 1 |
| 32) | Conklin, NY-J (TE) | 414 | 39 | 10.6 | 37 | 0 |
| 33t) | *Douglas, N.E. | 410 | 36 | 11.4 | 42 | 0 |
| 33t) | Shakir, Buf. | 410 | 25 | 16.4 | 81t | 2 |
| 35) | Beckham, Bal. | 408 | 27 | 15.1 | 51 | 2 |
| 36) | Bourne, N.E. | 406 | 37 | 11.0 | 36 | 4 |
| 37) | D. Johnson, Pit. | 385 | 30 | 12.8 | 39 | 1 |
| 38) | Palmer, LA-C | 377 | 23 | 16.4 | 60 | 1 |
| 39) | Perine, Den. (RB) | 337 | 33 | 10.2 | 29 | 0 |
| 40) | Ju. Watson, K.C. | 332 | 20 | 16.6 | 37 | 2 |
| 41) | Higgins, Cin. | 328 | 27 | 12.1 | 33 | 2 |
| 42) | Woods, Hou. | 326 | 30 | 10.9 | 26 | 1 |
| 43) | Bre. Hall, NY-J (RB) | 320 | 38 | 8.4 | 50t | 2 |
| 44) | Etienne, Jac. (RB) | 312 | 36 | 8.7 | 56t | 1 |
| 45) | Cook, Buf. (RB) | 308 | 33 | 9.3 | 48 | 2 |
| 46) | Henry, N.E. (TE) | 298 | 30 | 9.9 | 21 | 3 |
| 47) | Pierce, Ind. | 291 | 22 | 13.2 | 38 | 0 |
| 48) | Lazard, NY-J | 290 | 20 | 14.5 | 39 | 1 |
| 49) | Ekeler, LA-C (RB) | 286 | 29 | 9.9 | 39t | 1 |
| 50t) | Agholor, Bal. | 282 | 20 | 14.1 | 37t | 3 |
| 50t) | *Mims, Den. | 282 | 15 | 18.8 | 60t | 1 |

WEEK 12 / THROUGH SUNDAY, NOVEMBER 26, 2023**AFC / THIRD-DOWN RECEIVING LEADERS**

| Rank | Player, Team | Rec | Yards | Avg | Long | TD |
|------|----------------------|-----|-------|------|------|----|
| 1) | K. Allen, LA-C | 26 | 305 | 11.7 | 28 | 3 |
| 2t) | N. Collins, Hou. | 20 | 369 | 18.5 | 52t | 3 |
| 2t) | T. Hill, Mia. | 20 | 363 | 18.2 | 69t | 4 |
| 2t) | Diggs, Buf. | 20 | 202 | 10.1 | 30 | 3 |
| 5) | Pittman, Ind. | 18 | 146 | 8.1 | 16 | 0 |
| 6) | Meyers, L.V. | 17 | 195 | 11.5 | 33 | 2 |
| 7) | Njoku, Cle. (TE) | 16 | 135 | 8.4 | 15 | 1 |
| 8t) | *Downs, Ind. | 15 | 283 | 18.9 | 59t | 1 |
| 8t) | Kirk, Jac. | 15 | 257 | 17.1 | 57 | 1 |
| 8t) | Sutton, Den. | 15 | 215 | 14.3 | 33 | 3 |
| 8t) | Conklin, NY-J (TE) | 15 | 177 | 11.8 | 37 | 0 |
| 8t) | Woods, Hou. | 15 | 136 | 9.1 | 19 | 1 |
| 8t) | Warren, Pit. (RB) | 15 | 135 | 9.0 | 30 | 0 |
| 8t) | Chase, Cin. | 15 | 127 | 8.5 | 13 | 1 |
| 15t) | Schultz, Hou. (TE) | 14 | 176 | 12.6 | 26 | 2 |
| 15t) | Boyd, Cin. | 14 | 121 | 8.6 | 19 | 0 |
| 15t) | Engram, Jac. (TE) | 14 | 89 | 6.4 | 13 | 0 |
| 18t) | Cooper, Cle. | 13 | 216 | 16.6 | 49 | 0 |
| 18t) | Adams, L.V. | 13 | 171 | 13.2 | 33 | 1 |
| 18t) | Ridley, Jac. | 13 | 156 | 12.0 | 32 | 3 |
| 18t) | *Spears, Ten. (RB) | 13 | 123 | 9.5 | 48 | 0 |
| 18t) | G. Wilson, NY-J | 13 | 107 | 8.2 | 14 | 0 |
| 23t) | *Dell, Hou. | 12 | 210 | 17.5 | 68t | 1 |
| 23t) | Hopkins, Ten. | 12 | 159 | 13.3 | 38 | 0 |
| 23t) | Kelce, K.C. (TE) | 12 | 136 | 11.3 | 28 | 3 |
| 23t) | Okonkwo, Ten. (TE) | 12 | 69 | 5.8 | 15 | 0 |
| 27t) | Waddle, Mia. | 11 | 194 | 17.6 | 32 | 1 |
| 27t) | *Douglas, N.E. | 11 | 163 | 14.8 | 42 | 0 |
| 27t) | *Flowers, Bal. | 11 | 134 | 12.2 | 29 | 0 |
| 27t) | Moore, Cle. | 11 | 134 | 12.2 | 30 | 0 |
| 27t) | *Rice, K.C. | 11 | 134 | 12.2 | 39t | 3 |
| 27t) | Berrios, Mia. | 11 | 124 | 11.3 | 22 | 1 |
| 27t) | Jeudy, Den. | 11 | 118 | 10.7 | 25 | 0 |
| 27t) | *Kincaid, Buf. (TE) | 11 | 103 | 9.4 | 22t | 1 |
| 27t) | McKinnon, K.C. (RB) | 11 | 97 | 8.8 | 17t | 1 |
| 36t) | D. Johnson, Pit. | 10 | 184 | 18.4 | 39 | 0 |
| 36t) | Ju. Watson, K.C. | 10 | 179 | 17.9 | 34 | 2 |
| 36t) | Andrews, Bal. (TE) | 10 | 104 | 10.4 | 18t | 3 |
| 39t) | Perine, Den. (RB) | 9 | 92 | 10.2 | 20 | 0 |
| 39t) | J. Ford, Cle. (RB) | 9 | 62 | 6.9 | 17 | 0 |
| 39t) | Stevenson, N.E. (RB) | 9 | 47 | 5.2 | 13 | 0 |
| 42t) | Pickens, Pit. | 8 | 191 | 23.9 | 43 | 0 |
| 42t) | Beckham, Bal. | 8 | 161 | 20.1 | 40t | 2 |
| 42t) | Agholor, Bal. | 8 | 123 | 15.4 | 37t | 3 |
| 42t) | *Mayer, L.V. (TE) | 8 | 107 | 13.4 | 32 | 1 |
| 42t) | Higgins, Cin. | 8 | 81 | 10.1 | 18 | 2 |
| 42t) | Everett, LA-C (TE) | 8 | 71 | 8.9 | 31 | 2 |
| 42t) | Mostert, Mia. (RB) | 8 | 67 | 8.4 | 19t | 1 |
| 42t) | Etienne, Jac. (RB) | 8 | 46 | 5.8 | 10 | 0 |
| 50t) | Bourne, N.E. | 7 | 92 | 13.1 | 24t | 1 |
| 50t) | Gesicki, N.E. (TE) | 7 | 86 | 12.3 | 18 | 0 |
| 50t) | A. Robinson, Pit. | 7 | 81 | 11.6 | 31 | 0 |
| 50t) | Henry, N.E. (TE) | 7 | 77 | 11.0 | 21 | 0 |
| 50t) | Toney, K.C. | 7 | 57 | 8.1 | 15 | 1 |
| 50t) | Murray, Buf. (RB) | 7 | 48 | 6.9 | 17 | 0 |
| 50t) | I. Smith, Cin. (TE) | 7 | 44 | 6.3 | 11 | 0 |

WEEK 12 / THROUGH SUNDAY, NOVEMBER 26, 2023**AFC / LEADING SCORERS, NONKICKERS**

| Rank | Player, Team | TD | Rush | Rec | Ret | X2 | Pts |
|------|-----------------------------|----|------|-----|-----|----|-----|
| 1) | Mostert, Mia. (RB) | 15 | 13 | 2 | 0 | 0 | 90 |
| 2) | Edwards, Bal. (RB) | 10 | 10 | 0 | 0 | 1 | 62 |
| 3) | T. Hill, Mia. (WR) | 10 | 0 | 10 | 0 | 0 | 60 |
| 4) | J. Allen, Buf. (QB) | 9 | 9 | 0 | 0 | 0 | 54 |
| 5) | Etienne, Jac. (RB) | 8 | 7 | 1 | 0 | 2 | 52 |
| 6) | Diggs, Buf. (WR) | 8 | 0 | 8 | 0 | 1 | 50 |
| 7) | Sutton, Den. (WR) | 8 | 0 | 8 | 0 | 0 | 48 |
| 8t) | *Achane, Mia. (RB) | 7 | 5 | 2 | 0 | 0 | 42 |
| 8t) | K. Allen, LA-C (WR) | 7 | 0 | 7 | 0 | 0 | 42 |
| 8t) | *Dell, Hou. (WR) | 7 | 0 | 7 | 0 | 0 | 42 |
| 8t) | Meyers, L.V. (WR) | 7 | 1 | 6 | 0 | 0 | 42 |
| 12t) | Davis, Buf. (WR) | 6 | 0 | 6 | 0 | 1 | 38 |
| 12t) | Moss, Ind. (RB) | 6 | 5 | 1 | 0 | 1 | 38 |
| 14t) | Andrews, Bal. (TE) | 6 | 0 | 6 | 0 | 0 | 36 |
| 14t) | Chase, Cin. (WR) | 6 | 0 | 6 | 0 | 0 | 36 |
| 14t) | Henry, Ten. (RB) | 6 | 6 | 0 | 0 | 0 | 36 |
| 14t) | Hunt, Cle. (RB) | 6 | 6 | 0 | 0 | 0 | 36 |
| 14t) | Jacobs, L.V. (RB) | 6 | 6 | 0 | 0 | 0 | 36 |
| 14t) | Pacheco, K.C. (RB) | 6 | 5 | 1 | 0 | 0 | 36 |
| 20t) | J. Ford, Cle. (RB) | 5 | 3 | 2 | 0 | 1 | 32 |
| 20t) | Ridley, Jac. (WR) | 5 | 0 | 5 | 0 | 1 | 32 |
| 22t) | N. Collins, Hou. (WR) | 5 | 0 | 5 | 0 | 0 | 30 |
| 22t) | Ekeler, LA-C (RB) | 5 | 4 | 1 | 0 | 0 | 30 |
| 22t) | Jackson, Bal. (QB) | 5 | 5 | 0 | 0 | 0 | 30 |
| 22t) | Kelce, K.C. (TE) | 5 | 0 | 5 | 0 | 0 | 30 |
| 22t) | Mixon, Cin. (RB) | 5 | 4 | 1 | 0 | 0 | 30 |
| 22t) | *Rice, K.C. (WR) | 5 | 0 | 5 | 0 | 0 | 30 |
| 22t) | Schultz, Hou. (TE) | 5 | 0 | 5 | 0 | 0 | 30 |
| 22t) | Taylor, Ind. (RB) | 5 | 4 | 1 | 0 | 0 | 30 |
| 30t) | Adams, L.V. (WR) | 4 | 0 | 4 | 0 | 0 | 24 |
| 30t) | Bourne, N.E. (WR) | 4 | 0 | 4 | 0 | 0 | 24 |
| 30t) | Bre. Hall, NY-J (RB) | 4 | 2 | 2 | 0 | 0 | 24 |
| 30t) | Harris, Pit. (RB) | 4 | 4 | 0 | 0 | 0 | 24 |
| 30t) | Hopkins, Ten. (WR) | 4 | 0 | 4 | 0 | 0 | 24 |
| 30t) | Parham, LA-C (TE) | 4 | 0 | 4 | 0 | 0 | 24 |
| 30t) | *Richardson, Ind. (QB) | 4 | 4 | 0 | 0 | 0 | 24 |
| 30t) | Stevenson, N.E. (RB) | 4 | 4 | 0 | 0 | 0 | 24 |
| 38t) | Pittman, Ind. (WR) | 3 | 0 | 3 | 0 | 1 | 20 |
| 38t) | *Stroud, Hou. (QB) | 3 | 3 | 0 | 0 | 1 | 20 |
| 40t) | Agholor, Bal. (WR) | 3 | 0 | 3 | 0 | 0 | 18 |
| 40t) | Cook, Buf. (RB) | 3 | 1 | 2 | 0 | 0 | 18 |
| 40t) | Everett, LA-C (TE) | 3 | 0 | 3 | 0 | 0 | 18 |
| 40t) | *Flowers, Bal. (WR) | 3 | 1 | 2 | 0 | 0 | 18 |
| 40t) | Henry, N.E. (TE) | 3 | 0 | 3 | 0 | 0 | 18 |
| 40t) | Herbert, LA-C (QB) | 3 | 3 | 0 | 0 | 0 | 18 |
| 40t) | Hill, Bal. (RB) | 3 | 3 | 0 | 0 | 0 | 18 |
| 40t) | Johnson, Den. (WR) | 3 | 0 | 3 | 0 | 0 | 18 |
| 40t) | Kirk, Jac. (WR) | 3 | 0 | 3 | 0 | 0 | 18 |
| 40t) | Lawrence, Jac. (QB) | 3 | 3 | 0 | 0 | 0 | 18 |
| 40t) | McKinnon, K.C. (RB) | 3 | 0 | 3 | 0 | 0 | 18 |
| 40t) | *McLaughlin, Den. (RB) | 3 | 1 | 2 | 0 | 0 | 18 |
| 40t) | Minshew, Ind. (QB) | 3 | 3 | 0 | 0 | 0 | 18 |
| 40t) | Murray, Buf. (RB) | 3 | 3 | 0 | 0 | 0 | 18 |
| 40t) | Pickens, Pit. (WR) | 3 | 0 | 3 | 0 | 0 | 18 |
| 40t) | Waddle, Mia. (WR) | 3 | 0 | 3 | 0 | 0 | 18 |
| 40t) | Warren, Pit. (RB) | 3 | 3 | 0 | 0 | 0 | 18 |
| 40t) | Westbrook-Ikhine, Ten. (WR) | 3 | 0 | 3 | 0 | 0 | 18 |
| 40t) | G. Wilson, NY-J (WR) | 3 | 0 | 3 | 0 | 0 | 18 |

WEEK 12 / THROUGH SUNDAY, NOVEMBER 26, 2023**AFC / LEADING SCORERS, KICKERS**

| Rank | Player, Team | PAT | FG | Pct | Long | Pts |
|------|------------------|-------|-------|-------|------|-----|
| 1) | Hopkins, Cle. | 15/16 | 28/31 | .903 | 58 | 99 |
| 2) | Tucker, Bal. | 35/36 | 21/26 | .808 | 50 | 98 |
| 3) | McManus, Jac. | 23/23 | 23/26 | .885 | 56 | 92 |
| 4) | Lutz, Den. | 18/20 | 24/26 | .923 | 52 | 90 |
| 5t) | Bass, Buf. | 34/35 | 18/23 | .783 | 54 | 88 |
| 5t) | Butker, K.C. | 28/28 | 20/20 | 1.000 | 60 | 88 |
| 7) | Gay, Ind. | 28/28 | 19/23 | .826 | 57 | 85 |
| 8) | Folk, Ten. | 17/17 | 22/23 | .957 | 53 | 83 |
| 9) | Dicker, LA-C | 30/30 | 17/18 | .944 | 55 | 81 |
| 10t) | Boswell, Pit. | 15/15 | 21/22 | .955 | 57 | 78 |
| 10t) | Carlson, L.V. | 18/18 | 20/24 | .833 | 54 | 78 |
| 12) | J. Sanders, Mia. | 42/43 | 11/14 | .786 | 54 | 75 |
| 13) | McPherson, Cin. | 23/23 | 17/21 | .810 | 56 | 74 |
| 14) | Zuerlein, NY-J | 7/ 8 | 22/23 | .957 | 53 | 73 |
| 15) | Fairbairn, Hou. | 14/14 | 18/19 | .947 | 50 | 68 |
| 16) | *Ryland, N.E. | 14/14 | 12/18 | .667 | 51 | 50 |
| 17) | Ammendola, Hou. | 9/ 9 | 3/ 6 | .500 | 45 | 18 |
| 18) | Seibert, NY-J | 1/ 1 | 1/ 1 | 1.000 | 34 | 4 |
| 19) | Ogunbowale, Hou. | 0/ 0 | 1/ 1 | 1.000 | 29 | 3 |

AFC / TOUCHBACKS ON KICKOFFS

| Rank | Player, Team | TB |
|------|------------------|----|
| 1) | Tucker, Bal. | 59 |
| 2) | Lutz, Den. | 52 |
| 3) | Butker, K.C. | 51 |
| 4) | Dicker, LA-C | 49 |
| 5) | Gay, Ind. | 47 |
| 6t) | McManus, Jac. | 45 |
| 6t) | J. Sanders, Mia. | 45 |
| 8t) | Bass, Buf. | 39 |
| 8t) | McPherson, Cin. | 39 |
| 10) | Hopkins, Cle. | 38 |
| 11t) | Boswell, Pit. | 34 |
| 11t) | Carlson, L.V. | 34 |
| 11t) | Zuerlein, NY-J | 34 |
| 14) | *Ryland, N.E. | 27 |
| 15) | Folk, Ten. | 25 |
| 16) | Fairbairn, Hou. | 22 |
| 17) | Ammendola, Hou. | 10 |
| 18) | Bailey, Mia. | 7 |
| 19) | Ogunbowale, Hou. | 3 |
| 20t) | Morstead, NY-J | 2 |
| 20t) | Seibert, NY-J | 2 |
| 22) | Townsend, K.C. | 1 |

WEEK 12 / THROUGH SUNDAY, NOVEMBER 26, 2023

AFC / MOST YARDS FROM SCRIMMAGE

| Rank | Player, Team | Total | | | Rushing | | | Receiving | | |
|------|------------------------|-------|---------|------|---------|-----|------|-----------|-----|------|
| | | Yards | Att+Rec | Avg | Yards | Att | Avg | Yards | Rec | Avg |
| 1) | T. Hill, Mia. (WR) | 1343 | 91 | 14.8 | 19 | 3 | 6.3 | 1324 | 88 | 15.0 |
| 2) | K. Allen, LA-C (WR) | 1123 | 99 | 11.3 | 6 | 2 | 3.0 | 1117 | 97 | 11.5 |
| 3) | Jacobs, L.V. (RB) | 1051 | 255 | 4.1 | 771 | 220 | 3.5 | 280 | 35 | 8.0 |
| 4) | Cook, Buf. (RB) | 1039 | 186 | 5.6 | 731 | 153 | 4.8 | 308 | 33 | 9.3 |
| 5) | Etienne, Jac. (RB) | 1038 | 230 | 4.5 | 726 | 194 | 3.7 | 312 | 36 | 8.7 |
| 6) | Diggs, Buf. (WR) | 969 | 83 | 11.7 | 0 | 0 | --- | 969 | 83 | 11.7 |
| 7) | Mostert, Mia. (RB) | 943 | 171 | 5.5 | 785 | 151 | 5.2 | 158 | 20 | 7.9 |
| 8) | Chase, Cin. (WR) | 908 | 78 | 11.6 | -6 | 3 | -2.0 | 914 | 75 | 12.2 |
| 9) | Henry, Ten. (RB) | 906 | 197 | 4.6 | 739 | 176 | 4.2 | 167 | 21 | 8.0 |
| 10) | Bre. Hall, NY-J (RB) | 889 | 162 | 5.5 | 569 | 124 | 4.6 | 320 | 38 | 8.4 |
| 11) | Pacheco, K.C. (RB) | 865 | 188 | 4.6 | 669 | 158 | 4.2 | 196 | 30 | 6.5 |
| 12) | Mixon, Cin. (RB) | 853 | 194 | 4.4 | 621 | 161 | 3.9 | 232 | 33 | 7.0 |
| 13) | Stevenson, N.E. (RB) | 818 | 184 | 4.4 | 580 | 147 | 3.9 | 238 | 37 | 6.4 |
| 14) | Adams, L.V. (WR) | 814 | 69 | 11.8 | 0 | 0 | --- | 814 | 69 | 11.8 |
| 15) | Moss, Ind. (RB) | 810 | 159 | 5.1 | 672 | 141 | 4.8 | 138 | 18 | 7.7 |
| 16) | N. Collins, Hou. (WR) | 800 | 50 | 16.0 | 0 | 0 | --- | 800 | 50 | 16.0 |
| 17) | J. Ford, Cle. (RB) | 791 | 172 | 4.6 | 628 | 145 | 4.3 | 163 | 27 | 6.0 |
| 18) | Warren, Pit. (RB) | 789 | 130 | 6.1 | 542 | 93 | 5.8 | 247 | 37 | 6.7 |
| 19) | Pittman, Ind. (WR) | 784 | 76 | 10.3 | 0 | 0 | --- | 784 | 76 | 10.3 |
| 20) | Kirk, Jac. (WR) | 767 | 57 | 13.5 | 6 | 1 | 6.0 | 761 | 56 | 13.6 |
| 21) | Cooper, Cle. (WR) | 765 | 47 | 16.3 | 0 | 0 | --- | 765 | 47 | 16.3 |
| 22) | *Dell, Hou. (WR) | 760 | 58 | 13.1 | 51 | 11 | 4.6 | 709 | 47 | 15.1 |
| 23) | Kelce, K.C. (TE) | 732 | 70 | 10.5 | 0 | 0 | --- | 732 | 70 | 10.5 |
| 24) | Edwards, Bal. (RB) | 720 | 151 | 4.8 | 590 | 141 | 4.2 | 130 | 10 | 13.0 |
| 25t) | Ekeler, LA-C (RB) | 714 | 141 | 5.1 | 428 | 112 | 3.8 | 286 | 29 | 9.9 |
| 25t) | Harris, Pit. (RB) | 714 | 162 | 4.4 | 598 | 143 | 4.2 | 116 | 19 | 6.1 |
| 27) | Hopkins, Ten. (WR) | 704 | 46 | 15.3 | 5 | 1 | 5.0 | 699 | 45 | 15.5 |
| 28t) | Waddle, Mia. (WR) | 701 | 54 | 13.0 | 10 | 2 | 5.0 | 691 | 52 | 13.3 |
| 28t) | G. Wilson, NY-J (WR) | 701 | 65 | 10.8 | 6 | 1 | 6.0 | 695 | 64 | 10.9 |
| 30) | Ridley, Jac. (WR) | 691 | 52 | 13.3 | 28 | 5 | 5.6 | 663 | 47 | 14.1 |
| 31) | Pickens, Pit. (WR) | 677 | 42 | 16.1 | 15 | 2 | 7.5 | 662 | 40 | 16.6 |
| 32t) | *Flowers, Bal. (WR) | 669 | 66 | 10.1 | 56 | 8 | 7.0 | 613 | 58 | 10.6 |
| 32t) | J. Williams, Den. (RB) | 669 | 166 | 4.0 | 538 | 140 | 3.8 | 131 | 26 | 5.0 |
| 34) | Meyers, L.V. (WR) | 610 | 55 | 11.1 | 19 | 3 | 6.3 | 591 | 52 | 11.4 |
| 35) | Singletary, Hou. (RB) | 602 | 138 | 4.4 | 489 | 120 | 4.1 | 113 | 18 | 6.3 |
| 36) | Davis, Buf. (WR) | 593 | 40 | 14.8 | -2 | 1 | -2.0 | 595 | 39 | 15.3 |
| 37) | Jackson, Bal. (QB) | 574 | 112 | 5.1 | 574 | 112 | 5.1 | 0 | 0 | --- |
| 38) | *Downs, Ind. (WR) | 566 | 48 | 11.8 | 0 | 0 | --- | 566 | 48 | 11.8 |
| 39) | Sutton, Den. (WR) | 560 | 48 | 11.7 | 0 | 0 | --- | 560 | 48 | 11.7 |
| 40) | Taylor, Ind. (RB) | 551 | 116 | 4.8 | 414 | 100 | 4.1 | 137 | 16 | 8.6 |
| 41) | Andrews, Bal. (TE) | 544 | 46 | 11.8 | 0 | 1 | 0.0 | 544 | 45 | 12.1 |
| 42) | *Achane, Mia. (RB) | 532 | 49 | 10.9 | 461 | 39 | 11.8 | 71 | 10 | 7.1 |
| 43t) | Engram, Jac. (TE) | 524 | 64 | 8.2 | 0 | 0 | --- | 524 | 64 | 8.2 |
| 43t) | *Rice, K.C. (WR) | 524 | 45 | 11.6 | -3 | 1 | -3.0 | 527 | 44 | 12.0 |
| 45) | Perine, Den. (RB) | 510 | 69 | 7.4 | 173 | 36 | 4.8 | 337 | 33 | 10.2 |
| 46) | Njoku, Cle. (TE) | 492 | 51 | 9.6 | 0 | 0 | --- | 492 | 51 | 9.6 |
| 47) | Elliott, N.E. (RB) | 491 | 115 | 4.3 | 377 | 95 | 4.0 | 114 | 20 | 5.7 |
| 48) | *Kincaid, Buf. (TE) | 474 | 56 | 8.5 | 0 | 0 | --- | 474 | 56 | 8.5 |
| 49) | Boyd, Cin. (WR) | 468 | 51 | 9.2 | 6 | 1 | 6.0 | 462 | 50 | 9.2 |
| 50) | Schultz, Hou. (TE) | 455 | 40 | 11.4 | 0 | 0 | --- | 455 | 40 | 11.4 |

WEEK 12 / THROUGH SUNDAY, NOVEMBER 26, 2023**AFC / LEADERS IN FIRST DOWNS**

| Rank | Player, Team | Rush | Rec | Tot |
|------|------------------------|------|-----|-----|
| 1) | T. Hill, Mia. (WR) | 1 | 62 | 63 |
| 2) | Etienne, Jac. (RB) | 38 | 14 | 52 |
| 3t) | K. Allen, LA-C (WR) | 1 | 49 | 50 |
| 3t) | Chase, Cin. (WR) | 0 | 50 | 50 |
| 3t) | Pacheco, K.C. (RB) | 40 | 10 | 50 |
| 6t) | Cook, Buf. (RB) | 36 | 11 | 47 |
| 6t) | Diggs, Buf. (WR) | 0 | 47 | 47 |
| 6t) | Jacobs, L.V. (RB) | 33 | 14 | 47 |
| 6t) | Mostert, Mia. (RB) | 42 | 5 | 47 |
| 10) | Mixon, Cin. (RB) | 38 | 7 | 45 |
| 11t) | Adams, L.V. (WR) | 0 | 42 | 42 |
| 11t) | Henry, Ten. (RB) | 38 | 4 | 42 |
| 13t) | Edwards, Bal. (RB) | 38 | 3 | 41 |
| 13t) | Moss, Ind. (RB) | 34 | 7 | 41 |
| 13t) | Stevenson, N.E. (RB) | 33 | 8 | 41 |
| 16t) | Kelce, K.C. (TE) | 0 | 38 | 38 |
| 16t) | Warren, Pit. (RB) | 26 | 12 | 38 |
| 18t) | *Dell, Hou. (WR) | 3 | 34 | 37 |
| 18t) | Waddle, Mia. (WR) | 1 | 36 | 37 |
| 20) | Jackson, Bal. (QB) | 36 | 0 | 36 |
| 21) | Meyers, L.V. (WR) | 2 | 33 | 35 |
| 22t) | N. Collins, Hou. (WR) | 0 | 34 | 34 |
| 22t) | Bre. Hall, NY-J (RB) | 19 | 15 | 34 |
| 22t) | Pittman, Ind. (WR) | 0 | 34 | 34 |
| 25t) | Cooper, Cle. (WR) | 0 | 33 | 33 |
| 25t) | J. Ford, Cle. (RB) | 24 | 9 | 33 |
| 25t) | Harris, Pit. (RB) | 29 | 4 | 33 |
| 25t) | Kirk, Jac. (WR) | 0 | 33 | 33 |
| 29t) | J. Allen, Buf. (QB) | 32 | 0 | 32 |
| 29t) | Ekeler, LA-C (RB) | 18 | 14 | 32 |
| 29t) | Hopkins, Ten. (WR) | 0 | 32 | 32 |
| 29t) | Ridley, Jac. (WR) | 2 | 30 | 32 |
| 33t) | Elliott, N.E. (RB) | 25 | 5 | 30 |
| 33t) | Murray, Buf. (RB) | 24 | 6 | 30 |
| 33t) | G. Wilson, NY-J (WR) | 0 | 30 | 30 |
| 36t) | Davis, Buf. (WR) | 0 | 29 | 29 |
| 36t) | *Flowers, Bal. (WR) | 1 | 28 | 29 |
| 36t) | Hunt, Cle. (RB) | 26 | 3 | 29 |
| 36t) | Taylor, Ind. (RB) | 24 | 5 | 29 |
| 40t) | Sutton, Den. (WR) | 0 | 28 | 28 |
| 40t) | J. Williams, Den. (RB) | 23 | 5 | 28 |
| 42t) | Andrews, Bal. (TE) | 0 | 27 | 27 |
| 42t) | Pickens, Pit. (WR) | 1 | 26 | 27 |
| 44t) | Perine, Den. (RB) | 9 | 16 | 25 |
| 44t) | *Rice, K.C. (WR) | 0 | 25 | 25 |
| 44t) | R. Wilson, Den. (QB) | 25 | 0 | 25 |
| 47t) | *Downs, Ind. (WR) | 0 | 24 | 24 |
| 47t) | Schultz, Hou. (TE) | 0 | 24 | 24 |
| 47t) | Singletary, Hou. (RB) | 18 | 6 | 24 |
| 50t) | *Kincaid, Buf. (TE) | 0 | 22 | 22 |
| 50t) | Njoku, Cle. (TE) | 0 | 22 | 22 |

WEEK 12 / THROUGH SUNDAY, NOVEMBER 26, 2023**AFC / LEADING PUNTERS**

| Rank | Player, Team | No | Yards | Lg | Avg | TB | Blk | Dwn | OB | Opp Ret | In Yds | Net 20 | Avg |
|------|------------------|----|-------|----|------|----|-----|-----|----|---------|--------|--------|------|
| 1) | Stonehouse, Ten. | 49 | 2594 | 74 | 52.9 | 9 | 0 | 6 | 8 | 20 | 221 | 27 | 44.8 |
| 2) | A. Cole, L.V. | 46 | 2348 | 70 | 51.0 | 4 | 0 | 2 | 8 | 17 | 135 | 22 | 46.4 |
| 3) | Bojorquez, Cle. | 55 | 2773 | 73 | 50.4 | 7 | 0 | 4 | 9 | 26 | 277 | 17 | 42.8 |
| 4) | Morstead, NY-J | 64 | 3160 | 62 | 49.4 | 5 | 0 | 4 | 4 | 31 | 352 | 22 | 42.3 |
| 5) | Cooke, Jac. | 41 | 1973 | 62 | 48.1 | 4 | 0 | 4 | 7 | 14 | 95 | 23 | 43.9 |
| 6) | Stout, Bal. | 47 | 2260 | 67 | 48.1 | 4 | 1 | 3 | 5 | 22 | 304 | 21 | 39.1 |
| 7) | Townsend, K.C. | 39 | 1865 | 68 | 47.8 | 3 | 0 | 6 | 3 | 13 | 169 | 13 | 41.9 |
| 8) | *Baringer, N.E. | 56 | 2677 | 79 | 47.8 | 5 | 0 | 3 | 9 | 25 | 216 | 25 | 42.2 |
| 9) | Sanchez, Ind. | 47 | 2216 | 69 | 47.1 | 0 | 0 | 9 | 5 | 24 | 256 | 16 | 41.7 |
| 10) | Johnston, Hou. | 30 | 1387 | 74 | 46.2 | 1 | 0 | 4 | 1 | 11 | 77 | 14 | 43.0 |
| 11) | Bailey, Mia. | 31 | 1411 | 66 | 45.5 | 2 | 0 | 4 | 5 | 9 | 62 | 11 | 42.2 |
| 12) | Dixon, Den. | 44 | 1999 | 68 | 45.4 | 3 | 0 | 4 | 3 | 21 | 136 | 11 | 41.0 |
| 13) | Scott, LA-C | 44 | 1973 | 65 | 44.8 | 2 | 0 | 6 | 2 | 15 | 123 | 14 | 41.1 |
| 14) | Harvin, Pit. | 52 | 2323 | 63 | 44.7 | 4 | 0 | 8 | 8 | 18 | 175 | 22 | 39.8 |
| 15) | Martin, Buf. | 34 | 1514 | 70 | 44.5 | 2 | 0 | 4 | 3 | 14 | 173 | 13 | 38.3 |
| 16) | *Robbins, Cin. | 54 | 2401 | 62 | 44.5 | 5 | 0 | 1 | 7 | 20 | 138 | 12 | 40.1 |

AFC / LEADING PUNTERS, NET AVERAGE

| Rank | Player, Team | No | Yards | Lg | Avg | TB | Blk | Dwn | OB | Opp Ret | In Yds | Net 20 | Avg |
|------|------------------|----|-------|----|------|----|-----|-----|----|---------|--------|--------|------|
| 1) | A. Cole, L.V. | 46 | 2348 | 70 | 51.0 | 4 | 0 | 2 | 8 | 17 | 135 | 22 | 46.4 |
| 2) | Stonehouse, Ten. | 49 | 2594 | 74 | 52.9 | 9 | 0 | 6 | 8 | 20 | 221 | 27 | 44.8 |
| 3) | Cooke, Jac. | 41 | 1973 | 62 | 48.1 | 4 | 0 | 4 | 7 | 14 | 95 | 23 | 43.9 |
| 4) | Johnston, Hou. | 30 | 1387 | 74 | 46.2 | 1 | 0 | 4 | 1 | 11 | 77 | 14 | 43.0 |
| 5) | Bojorquez, Cle. | 55 | 2773 | 73 | 50.4 | 7 | 0 | 4 | 9 | 26 | 277 | 17 | 42.8 |
| 6) | Morstead, NY-J | 64 | 3160 | 62 | 49.4 | 5 | 0 | 4 | 4 | 31 | 352 | 22 | 42.3 |
| 7) | Bailey, Mia. | 31 | 1411 | 66 | 45.5 | 2 | 0 | 4 | 5 | 9 | 62 | 11 | 42.2 |
| 8) | *Baringer, N.E. | 56 | 2677 | 79 | 47.8 | 5 | 0 | 3 | 9 | 25 | 216 | 25 | 42.2 |
| 9) | Townsend, K.C. | 39 | 1865 | 68 | 47.8 | 3 | 0 | 6 | 3 | 13 | 169 | 13 | 41.9 |
| 10) | Sanchez, Ind. | 47 | 2216 | 69 | 47.1 | 0 | 0 | 9 | 5 | 24 | 256 | 16 | 41.7 |
| 11) | Scott, LA-C | 44 | 1973 | 65 | 44.8 | 2 | 0 | 6 | 2 | 15 | 123 | 14 | 41.1 |
| 12) | Dixon, Den. | 44 | 1999 | 68 | 45.4 | 3 | 0 | 4 | 3 | 21 | 136 | 11 | 41.0 |
| 13) | *Robbins, Cin. | 54 | 2401 | 62 | 44.5 | 5 | 0 | 1 | 7 | 20 | 138 | 12 | 40.1 |
| 14) | Harvin, Pit. | 52 | 2323 | 63 | 44.7 | 4 | 0 | 8 | 8 | 18 | 175 | 22 | 39.8 |
| 15) | Stout, Bal. | 47 | 2260 | 67 | 48.1 | 4 | 1 | 3 | 5 | 22 | 304 | 21 | 39.1 |
| 16) | Martin, Buf. | 34 | 1514 | 70 | 44.5 | 2 | 0 | 4 | 3 | 14 | 173 | 13 | 38.3 |

AFC / PUNT RETURN LEADERS

| Rank | Player, Team | Ret | FC | Yards | Avg | Long | TD |
|------|-----------------|-----|----|-------|------|------|----|
| 1) | *D. Davis, LA-C | 16 | 14 | 261 | 16.3 | 87t | 1 |
| 2) | Duvernay, Bal. | 22 | 20 | 276 | 12.5 | 70 | 0 |
| 3) | Carter, L.V. | 15 | 9 | 162 | 10.8 | 32 | 0 |
| 4) | *Gipson, NY-J | 17 | 16 | 170 | 10.0 | 65t | 1 |
| 5) | Berrios, Mia. | 15 | 17 | 143 | 9.5 | 19 | 0 |
| 6) | McKenzie, Ind. | 19 | 14 | 179 | 9.4 | 32 | 0 |
| 7) | Harty, Buf. | 16 | 17 | 149 | 9.3 | 24 | 0 |
| 8) | *Garror, Ten. | 13 | 4 | 93 | 7.2 | 15 | 0 |
| 9) | Austin, Pit. | 19 | 9 | 130 | 6.8 | 21 | 0 |

AFC / KICKOFF RETURN LEADERS

| Rank | Player, Team | Ret | Yards | Avg | Long | TD |
|------|---------------|-----|-------|------|------|----|
| 1) | *Gipson, NY-J | 13 | 283 | 21.8 | 30 | 0 |

WEEK 12 / THROUGH SUNDAY, NOVEMBER 26, 2023**AFC / LEADERS IN INTERCEPTIONS**

| Rank | Player, Team | Int | Yards | Avg | Long | TD |
|------|----------------------|-----|-------|------|------|----|
| 1) | Stone, Bal. | 6 | 97 | 16.2 | 36 | 0 |
| 2t) | Taylor-Britt, Cin. | 4 | 65 | 16.3 | 30 | 1 |
| 2t) | Whitehead, NY-J | 4 | 6 | 1.5 | 6 | 0 |
| 4t) | Moore, Ind. | 3 | 115 | 38.3 | 66t | 2 |
| 4t) | Dari. Williams, Jac. | 3 | 61 | 20.3 | 61t | 1 |
| 4t) | Spillane, L.V. | 3 | 53 | 17.7 | 25 | 0 |
| 4t) | Ramsey, Mia. | 3 | 52 | 17.3 | 49 | 0 |
| 4t) | Cisco, Jac. | 3 | 39 | 13.0 | 21 | 0 |
| 4t) | Simmons, Den. | 3 | 39 | 13.0 | 33 | 0 |
| 4t) | St. Nelson, Hou. | 3 | 33 | 11.0 | 33 | 0 |
| 4t) | L. Wilson, Cin. | 3 | 16 | 5.3 | 16 | 0 |
| 4t) | Blackmon, Ind. | 3 | 14 | 4.7 | 10 | 0 |
| 4t) | Douglas, G.B.-Buf. | 3 | 6 | 2.0 | 8 | 0 |
| 4t) | Bernard, Buf. | 3 | 2 | 0.7 | 2 | 0 |
| 15t) | Stephens, Bal. | 2 | 56 | 28.0 | 52 | 0 |
| 15t) | Davis, NY-J | 2 | 52 | 26.0 | 51 | 0 |
| 15t) | Moehrig, L.V. | 2 | 41 | 20.5 | 25 | 0 |
| 15t) | Robertson, L.V. | 2 | 40 | 20.0 | 40 | 0 |
| 15t) | Kazee, Pit. | 2 | 37 | 18.5 | 30 | 0 |
| 15t) | Dugger, N.E. | 2 | 35 | 17.5 | 20 | 0 |
| 15t) | Hyde, Buf. | 2 | 24 | 12.0 | 23 | 0 |
| 15t) | Baker, Mia. | 2 | 23 | 11.5 | 22t | 1 |
| 15t) | D. Hill, Cin. | 2 | 20 | 10.0 | 20 | 0 |
| 15t) | Ward, Cle. | 2 | 20 | 10.0 | 20 | 0 |
| 15t) | Hamilton, Bal. | 2 | 18 | 9.0 | 18t | 1 |
| 15t) | Milano, Buf. | 2 | 16 | 8.0 | 13 | 0 |
| 15t) | Emerson, Cle. | 2 | 14 | 7.0 | 14 | 0 |
| 15t) | McMillian, Den. | 2 | 14 | 7.0 | 9 | 0 |
| 15t) | Stingley, Hou. | 2 | 14 | 7.0 | 14 | 0 |
| 15t) | Pratt, Cin. | 2 | 9 | 4.5 | 9 | 0 |
| 15t) | Samuel Jr., LA-C | 2 | 8 | 4.0 | 8 | 0 |
| 15t) | K. Jackson, Den. | 2 | 5 | 2.5 | 5 | 0 |
| 15t) | Thomas, Ind. | 2 | 5 | 2.5 | 5 | 0 |
| 15t) | Sneed, K.C. | 2 | 4 | 2.0 | 4 | 0 |
| 15t) | Wallace, Pit. | 2 | 0 | 0.0 | 0 | 0 |

WEEK 12 / THROUGH SUNDAY, NOVEMBER 26, 2023**AFC / LEADERS IN SACKS**

| Rank | Player, Team | Sacks |
|------|------------------------|-------|
| 1) | T. Watt, Pit. (LB) | 13.5 |
| 2t) | Garrett, Cle. (DE) | 13.0 |
| 2t) | Mack, LA-C (LB) | 13.0 |
| 4) | Allen, Jac. (LB) | 12.0 |
| 5) | Crosby, L.V. (DE) | 11.5 |
| 6) | Hendrickson, Cin. (DE) | 10.5 |
| 7) | Madubuike, Bal. (DT) | 10.0 |
| 8) | Floyd, Buf. (DE) | 9.5 |
| 9t) | Autry, Ten. (DT) | 8.0 |
| 9t) | Karlaftis, K.C. (DE) | 8.0 |
| 11t) | Clowney, Bal. (LB) | 7.5 |
| 11t) | Ch. Jones, K.C. (DE) | 7.5 |
| 13t) | Bonitto, Den. (LB) | 7.0 |
| 13t) | Greenard, Hou. (DE) | 7.0 |
| 15t) | Bosa, LA-C (LB) | 6.5 |
| 15t) | Epenesa, Buf. (DE) | 6.5 |
| 15t) | Odeyingbo, Ind. (DE) | 6.5 |
| 15t) | Phillips, Mia. (LB) | 6.5 |
| 15t) | Wilkins, Mia. (DT) | 6.5 |
| 20t) | Chubb, Mia. (LB) | 6.0 |
| 20t) | Ebukam, Ind. (DE) | 6.0 |
| 20t) | Huff, NY-J (DE) | 6.0 |
| 20t) | Oliver, Buf. (DT) | 6.0 |
| 20t) | Van Noy, Bal. (LB) | 6.0 |
| 25t) | Cooper, Den. (LB) | 5.5 |
| 25t) | Danna, K.C. (DE) | 5.5 |
| 25t) | Fox, LA-C (DE) | 5.5 |
| 25t) | Paye, Ind. (DE) | 5.5 |
| 25t) | J. Simmons, Ten. (DT) | 5.5 |
| 30t) | Buckner, Ind. (DT) | 5.0 |
| 30t) | J. Johnson, NY-J (LB) | 5.0 |
| 30t) | Landry, Ten. (LB) | 5.0 |
| 30t) | Sieler, Mia. (DE) | 5.0 |
| 34t) | Highsmith, Pit. (LB) | 4.5 |
| 34t) | Jefferson, NY-J (DE) | 4.5 |
| 34t) | Walker, Jac. (LB) | 4.5 |
| 37t) | Barmore, N.E. (DT) | 4.0 |
| 37t) | Bentley, N.E. (LB) | 4.0 |
| 37t) | B. Hill, Cin. (DT) | 4.0 |
| 37t) | Hubbard, Cin. (DE) | 4.0 |
| 37t) | Judon, N.E. (LB) | 4.0 |
| 37t) | Ogbah, Mia. (DE) | 4.0 |
| 37t) | Oweh, Bal. (LB) | 4.0 |
| 37t) | Rankins, Hou. (DT) | 4.0 |
| 37t) | Rousseau, Buf. (DE) | 4.0 |
| 37t) | *Tuipulotu, LA-C (LB) | 4.0 |
| 37t) | Van Ginkel, Mia. (LB) | 4.0 |
| 48t) | Z. Allen, Den. (DE) | 3.5 |
| 48t) | Bernard, Buf. (LB) | 3.5 |
| 48t) | Key, Ten. (LB) | 3.5 |
| 48t) | Okoronkwo, Cle. (DE) | 3.5 |
| 48t) | Queen, Bal. (LB) | 3.5 |
| 48t) | Tranquill, K.C. (LB) | 3.5 |

WEEK 12 / THROUGH SUNDAY, NOVEMBER 26, 2023**AFC / FUMBLE RECOVERIES**

| Rank | Player, Team | TotRec | OffRec | DefRec |
|------|--------------------|--------|--------|--------|
| 1) | Tagovailoa, Mia. | 7 | 7 | 0 |
| 2) | Jackson, Bal. | 4 | 4 | 0 |
| 3t) | Bernard, Buf. | 3 | 0 | 3 |
| 3t) | Blackson, Jac. | 3 | 0 | 3 |
| 3t) | Douglas, G.B.-Buf. | 3 | 0 | 3 |
| 3t) | Gay, K.C. | 3 | 0 | 3 |
| 3t) | Bre. Hall, NY-J | 3 | 3 | 0 |
| 3t) | Herbert, LA-C | 3 | 3 | 0 |
| 3t) | Oluokun, Jac. | 3 | 1 | 2 |
| 3t) | T. Watt, Pit. | 3 | 0 | 3 |
| 11t) | Berrios, Mia. | 2 | 2 | 0 |
| 11t) | Cook, K.C. | 2 | 0 | 2 |
| 11t) | Cooper, Den. | 2 | 0 | 2 |
| 11t) | Davis, NY-J | 2 | 0 | 2 |
| 11t) | *D. Davis, LA-C | 2 | 2 | 0 |
| 11t) | *Dell, Hou. | 2 | 2 | 0 |
| 11t) | Gilman, LA-C | 2 | 0 | 2 |
| 11t) | James, LA-C | 2 | 0 | 2 |
| 11t) | Kazee, Pit. | 2 | 0 | 2 |
| 11t) | Lawrence, Jac. | 2 | 2 | 0 |
| 11t) | Mahomes, K.C. | 2 | 2 | 0 |
| 11t) | McMillian, Den. | 2 | 0 | 2 |
| 11t) | Odeyingbo, Ind. | 2 | 0 | 2 |
| 11t) | Paye, Ind. | 2 | 0 | 2 |
| 11t) | Pierce, Bal. | 2 | 0 | 2 |
| 11t) | Singleton, Den. | 2 | 0 | 2 |

AFC / OFFENSIVE FUMBLE RECOVERIES

| Rank | Player, Team | Ret | Yards | Avg | Long | TD |
|------|------------------|-----|-------|-----|------|----|
| 1) | Tagovailoa, Mia. | 7 | 0 | 0.0 | 0 | 0 |
| 2) | Jackson, Bal. | 4 | 0 | 0.0 | 0 | 0 |
| 3t) | Bre. Hall, NY-J | 3 | 0 | 0.0 | 0 | 0 |
| 3t) | Herbert, LA-C | 3 | 0 | 0.0 | 0 | 0 |
| 5t) | Berrios, Mia. | 2 | 0 | 0.0 | 0 | 0 |
| 5t) | *D. Davis, LA-C | 2 | 0 | 0.0 | 0 | 0 |
| 5t) | *Dell, Hou. | 2 | 0 | 0.0 | 0 | 0 |
| 5t) | Lawrence, Jac. | 2 | 0 | 0.0 | 0 | 0 |
| 5t) | Mahomes, K.C. | 2 | 0 | 0.0 | 0 | 0 |

AFC / DEFENSIVE FUMBLE RECOVERIES

| Rank | Player, Team | Ret | Yards | Avg | Long | TD |
|------|--------------------|-----|-------|------|------|----|
| 1t) | T. Watt, Pit. | 3 | 34 | 11.3 | 18 | 1 |
| 1t) | Douglas, G.B.-Buf. | 3 | 2 | 0.7 | 2 | 0 |
| 1t) | Gay, K.C. | 3 | 1 | 0.3 | 1 | 0 |
| 1t) | Blackson, Jac. | 3 | 0 | 0.0 | 0 | 0 |
| 1t) | Bernard, Buf. | 3 | -1 | -0.3 | 0 | 0 |
| 6t) | Cook, K.C. | 2 | 59 | 29.5 | 59t | 1 |
| 6t) | Gilman, LA-C | 2 | 52 | 26.0 | 48 | 0 |
| 6t) | Cooper, Den. | 2 | 35 | 17.5 | 35t | 1 |
| 6t) | McMillian, Den. | 2 | 5 | 2.5 | 5 | 0 |
| 6t) | Kazee, Pit. | 2 | 1 | 0.5 | 1 | 0 |
| 6t) | Davis, NY-J | 2 | 0 | 0.0 | 0 | 0 |
| 6t) | James, LA-C | 2 | 0 | 0.0 | 0 | 0 |
| 6t) | Odeyingbo, Ind. | 2 | 0 | 0.0 | 0 | 0 |
| 6t) | Oluokun, Jac. | 2 | 0 | 0.0 | 0 | 0 |
| 6t) | Paye, Ind. | 2 | 0 | 0.0 | 0 | 0 |
| 6t) | Pierce, Bal. | 2 | 0 | 0.0 | 0 | 0 |
| 6t) | Singleton, Den. | 2 | 0 | 0.0 | 0 | 0 |

WEEK 12 / THROUGH SUNDAY, NOVEMBER 26, 2023**NFC / LEADING PASSERS**

| Player, Team | Att | Comp | Pct | | Avg | | Pct | | | Pct Rating | |
|------------------|-----|------|------|------|------|----|-----|------|-----|------------|--------|
| | | | Comp | Yds | Gain | TD | TD | Long | Int | Int | Points |
| Purdy, S.F. | 305 | 214 | 70.2 | 2871 | 9.41 | 19 | 6.2 | 76t | 6 | 2.0 | 112.3 |
| Prescott, Dal. | 370 | 259 | 70.0 | 2935 | 7.93 | 23 | 6.2 | 60 | 6 | 1.6 | 107.4 |
| Cousins, Min. | 311 | 216 | 69.5 | 2331 | 7.50 | 18 | 5.8 | 62t | 5 | 1.6 | 103.8 |
| Goff, Det. | 405 | 275 | 67.9 | 3075 | 7.59 | 18 | 4.4 | 46 | 8 | 2.0 | 96.9 |
| Hurts, Phi. | 358 | 242 | 67.6 | 2697 | 7.53 | 18 | 5.0 | 63t | 10 | 2.8 | 94.9 |
| Fields, Chi. | 185 | 116 | 62.7 | 1370 | 7.41 | 12 | 6.5 | 58 | 6 | 3.2 | 93.3 |
| Mayfield, T.B. | 380 | 246 | 64.7 | 2588 | 6.81 | 17 | 4.5 | 70 | 7 | 1.8 | 91.6 |
| Carr, N.O. | 372 | 244 | 65.6 | 2535 | 6.81 | 10 | 2.7 | 58t | 5 | 1.3 | 88.5 |
| G. Smith, Sea. | 361 | 236 | 65.4 | 2584 | 7.16 | 12 | 3.3 | 64t | 8 | 2.2 | 88.2 |
| Love, G.B. | 372 | 225 | 60.5 | 2599 | 6.99 | 19 | 5.1 | 77 | 10 | 2.7 | 87.4 |
| Howell, Was. | 486 | 323 | 66.5 | 3339 | 6.87 | 18 | 3.7 | 51t | 13 | 2.7 | 87.3 |
| Stafford, LA-R | 342 | 208 | 60.8 | 2489 | 7.28 | 13 | 3.8 | 49 | 9 | 2.6 | 84.8 |
| Dobbs, Ariz-Min. | 362 | 230 | 63.5 | 2216 | 6.12 | 12 | 3.3 | 69 | 6 | 1.7 | 84.7 |
| Ridder, Atl. | 267 | 174 | 65.2 | 1908 | 7.15 | 7 | 2.6 | 46 | 8 | 3.0 | 82.4 |
| *Young, Car. | 350 | 216 | 61.7 | 1877 | 5.36 | 9 | 2.6 | 48 | 8 | 2.3 | 74.9 |

NFC / LEADING PASSERS, RANKS

| Player, Team | Att | Comp | Pct | | Avg | | Pct | | | Pct Rating | |
|------------------|-----|------|------|-----|------|-----|-----|------|-----|------------|--------|
| | | | Comp | Yds | Gain | TD | TD | Long | Int | Int | Points |
| Purdy, S.F. | 13 | 12 | 1 | 4 | 1 | 2t | 2 | | 3t | 6 | 1 |
| Prescott, Dal. | 6 | 3 | 2 | 3 | 2 | 1 | 3 | | 3t | 3 | 2 |
| Cousins, Min. | 12 | 10t | 3 | 11 | 5 | 4t | 4 | | 1t | 2 | 3 |
| Goff, Det. | 2 | 2 | 4 | 2 | 3 | 4t | 8 | | 8t | 7 | 4 |
| Hurts, Phi. | 9 | 6 | 5 | 5 | 4 | 4t | 6 | | 13t | 13 | 5 |
| Fields, Chi. | 15 | 15 | 12 | 15 | 6 | 10t | 1 | | 3t | 15 | 6 |
| Mayfield, T.B. | 3 | 4 | 10 | 7 | 13 | 8 | 7 | | 7 | 5 | 7 |
| Carr, N.O. | 4t | 5 | 7 | 9 | 12 | 13 | 13 | | 1t | 1 | 8 |
| G. Smith, Sea. | 8 | 7 | 8 | 8 | 8 | 10t | 11 | | 8t | 8 | 9 |
| Love, G.B. | 4t | 9 | 15 | 6 | 10 | 2t | 5 | | 13t | 12 | 10 |
| Howell, Was. | 1 | 1 | 6 | 1 | 11 | 4t | 10 | | 15 | 11 | 11 |
| Stafford, LA-R | 11 | 13 | 14 | 10 | 7 | 9 | 9 | | 12 | 10 | 12 |
| Dobbs, Ariz-Min. | 7 | 8 | 11 | 12 | 14 | 10t | 12 | | 3t | 4 | 13 |
| Ridder, Atl. | 14 | 14 | 9 | 13 | 9 | 15t | 14 | | 8t | 14 | 14 |
| *Young, Car. | 10 | 10t | 13 | 14 | 15 | 14 | 15 | | 8t | 9 | 15 |

WEEK 12 / THROUGH SUNDAY, NOVEMBER 26, 2023**NFC / FOURTH-QUARTER PASSING LEADERS**

| Rank | Player, Team | Att | Comp | Comp% | Yards | YPA | TD | TD% | Int | Int% | Rating |
|------|------------------|-----|------|-------|-------|------|----|-----|-----|------|--------|
| 1) | *DeVito, NY-G | 37 | 25 | 67.6 | 204 | 5.51 | 3 | 8.1 | 0 | 0.0 | 108.4 |
| 2) | Goff, Det. | 105 | 79 | 75.2 | 821 | 7.82 | 4 | 3.8 | 1 | 1.0 | 106.1 |
| 3) | Ridder, Atl. | 78 | 54 | 69.2 | 764 | 9.79 | 3 | 3.8 | 2 | 2.6 | 102.7 |
| 4) | Prescott, Dal. | 67 | 46 | 68.7 | 576 | 8.60 | 5 | 7.5 | 3 | 4.5 | 101.3 |
| 5) | Purdy, S.F. | 64 | 41 | 64.1 | 575 | 8.98 | 5 | 7.8 | 3 | 4.7 | 99.4 |
| 6) | Murray, Ariz | 37 | 25 | 67.6 | 253 | 6.84 | 1 | 2.7 | 0 | 0.0 | 95.9 |
| 7) | G. Smith, Sea. | 86 | 57 | 66.3 | 551 | 6.41 | 4 | 4.7 | 1 | 1.2 | 94.7 |
| 8) | Cousins, Min. | 87 | 54 | 62.1 | 529 | 6.08 | 5 | 5.7 | 1 | 1.1 | 93.5 |
| 9) | Mayfield, T.B. | 126 | 81 | 64.3 | 853 | 6.77 | 5 | 4.0 | 2 | 1.6 | 90.5 |
| 10) | Hurts, Phi. | 79 | 44 | 55.7 | 588 | 7.44 | 5 | 6.3 | 2 | 2.5 | 90.1 |
| 11) | Carr, N.O. | 85 | 54 | 63.5 | 583 | 6.86 | 2 | 2.4 | 1 | 1.2 | 86.5 |
| 12) | D. Jones, NY-G | 43 | 32 | 74.4 | 271 | 6.30 | 2 | 4.7 | 2 | 4.7 | 86.5 |
| 13) | Taylor, NY-G | 35 | 25 | 71.4 | 200 | 5.71 | 0 | 0.0 | 0 | 0.0 | 85.4 |
| 14) | Howell, Was. | 153 | 93 | 60.8 | 982 | 6.42 | 7 | 4.6 | 5 | 3.3 | 81.1 |
| 15) | *Young, Car. | 118 | 75 | 63.6 | 618 | 5.24 | 3 | 2.5 | 3 | 2.5 | 74.8 |
| 16) | Dobbs, Ariz-Min. | 129 | 74 | 57.4 | 722 | 5.60 | 4 | 3.1 | 3 | 2.3 | 73.9 |
| 17) | Stafford, LA-R | 95 | 49 | 51.6 | 499 | 5.25 | 2 | 2.1 | 2 | 2.1 | 65.2 |
| 18) | Love, G.B. | 112 | 54 | 48.2 | 731 | 6.53 | 5 | 4.5 | 6 | 5.4 | 62.0 |
| 19) | Fields, Chi. | 51 | 27 | 52.9 | 329 | 6.45 | 3 | 5.9 | 4 | 7.8 | 60.0 |
| 20) | Winston, N.O. | 33 | 19 | 57.6 | 184 | 5.58 | 1 | 3.0 | 3 | 9.1 | 45.5 |
| 21) | *Bagent, Chi. | 41 | 23 | 56.1 | 190 | 4.63 | 0 | 0.0 | 4 | 9.8 | 28.6 |

NFC / THIRD-DOWN PASSING LEADERS

| Rank | Player, Team | Att | Comp | Comp% | Yards | YPA | TD | TD% | Int | Int% | Rating |
|------|------------------|-----|------|-------|-------|------|----|-----|-----|------|--------|
| 1) | Prescott, Dal. | 94 | 68 | 72.3 | 900 | 9.57 | 7 | 7.4 | 2 | 2.1 | 118.2 |
| 2) | Cousins, Min. | 84 | 55 | 65.5 | 726 | 8.64 | 6 | 7.1 | 1 | 1.2 | 111.5 |
| 3) | Stafford, LA-R | 86 | 55 | 64.0 | 615 | 7.15 | 8 | 9.3 | 1 | 1.2 | 111.3 |
| 4) | Hurts, Phi. | 78 | 55 | 70.5 | 663 | 8.50 | 5 | 6.4 | 3 | 3.8 | 101.6 |
| 5) | Goff, Det. | 102 | 69 | 67.6 | 779 | 7.64 | 6 | 5.9 | 3 | 2.9 | 97.6 |
| 6) | Mayfield, T.B. | 107 | 69 | 64.5 | 793 | 7.41 | 6 | 5.6 | 2 | 1.9 | 97.6 |
| 7) | Dobbs, Ariz-Min. | 103 | 63 | 61.2 | 677 | 6.57 | 5 | 4.9 | 0 | 0.0 | 96.6 |
| 8) | *Young, Car. | 88 | 55 | 62.5 | 496 | 5.64 | 4 | 4.5 | 1 | 1.1 | 88.1 |
| 9) | Purdy, S.F. | 70 | 42 | 60.0 | 528 | 7.54 | 2 | 2.9 | 1 | 1.4 | 87.1 |
| 10) | Howell, Was. | 106 | 68 | 64.2 | 820 | 7.74 | 3 | 2.8 | 4 | 3.8 | 81.5 |
| 11) | Love, G.B. | 108 | 62 | 57.4 | 712 | 6.59 | 6 | 5.6 | 4 | 3.7 | 80.5 |
| 12) | Ridder, Atl. | 72 | 46 | 63.9 | 551 | 7.65 | 2 | 2.8 | 3 | 4.2 | 79.1 |
| 13) | Carr, N.O. | 108 | 59 | 54.6 | 702 | 6.50 | 5 | 4.6 | 4 | 3.7 | 74.7 |
| 14) | G. Smith, Sea. | 99 | 53 | 53.5 | 551 | 5.57 | 2 | 2.0 | 4 | 4.0 | 59.8 |

WEEK 12 / THROUGH SUNDAY, NOVEMBER 26, 2023**NFC / LEADING RUSHERS**

| Rank | Player, Team | Att | Yards | Avg | Long | TD |
|------|-----------------------|-----|-------|-----|------|----|
| 1) | McCaffrey, S.F. | 193 | 939 | 4.9 | 65t | 11 |
| 2) | Swift, Phi. | 161 | 770 | 4.8 | 43 | 4 |
| 3) | *Robinson, Atl. | 141 | 703 | 5.0 | 38 | 3 |
| 4) | S. Barkley, NY-G | 165 | 697 | 4.2 | 36 | 1 |
| 5) | Pollard, Dal. | 160 | 669 | 4.2 | 31 | 4 |
| 6) | Montgomery, Det. | 133 | 648 | 4.9 | 75t | 9 |
| 7) | Walker, Sea. | 149 | 613 | 4.1 | 45 | 6 |
| 8) | Robinson, Was. | 153 | 611 | 4.0 | 29 | 5 |
| 9) | K. Williams, LA-R | 113 | 599 | 5.3 | 56 | 6 |
| 10) | *Gibbs, Det. | 109 | 566 | 5.2 | 35 | 5 |
| 11) | R. White, T.B. | 156 | 559 | 3.6 | 38 | 4 |
| 12) | Mattison, Min. | 148 | 542 | 3.7 | 19 | 0 |
| 13) | Conner, Ariz | 104 | 526 | 5.1 | 35 | 2 |
| 14) | Allgeier, Atl. | 135 | 466 | 3.5 | 22 | 3 |
| 15) | Kamara, N.O. | 119 | 457 | 3.8 | 17 | 2 |
| 16) | Hubbard, Car. | 118 | 453 | 3.8 | 21 | 2 |
| 17) | Dillon, G.B. | 131 | 448 | 3.4 | 40 | 1 |
| 18) | Hurts, Phi. (QB) | 114 | 410 | 3.6 | 24 | 11 |
| 19) | Dobbs, Ariz-Min. (QB) | 70 | 389 | 5.6 | 44 | 6 |
| 20) | Foreman, Chi. | 92 | 381 | 4.1 | 22 | 4 |
| 21) | Fields, Chi. (QB) | 65 | 341 | 5.2 | 29 | 1 |
| 22) | *Charbonnet, Sea. | 67 | 308 | 4.6 | 21 | 0 |
| 23) | Herbert, Chi. | 67 | 307 | 4.6 | 34 | 0 |
| 24) | Sanders, Car. | 97 | 302 | 3.1 | 15 | 1 |
| 25) | Freeman, LA-R | 63 | 292 | 4.6 | 23t | 2 |
| 26) | Hill, N.O. (QB) | 57 | 287 | 5.0 | 20t | 3 |
| 27) | Dowdle, Dal. | 58 | 246 | 4.2 | 21 | 1 |
| 28) | A. Jones, G.B. | 66 | 245 | 3.7 | 11 | 2 |
| 29) | Howell, Was. (QB) | 36 | 222 | 6.2 | 24 | 3 |
| 30) | Love, G.B. (QB) | 37 | 221 | 6.0 | 37 | 2 |
| 31) | *Demercado, Ariz | 52 | 210 | 4.0 | 18 | 1 |
| 32) | D. Jones, NY-G (QB) | 40 | 206 | 5.2 | 17 | 1 |
| 33) | Gainwell, Phi. | 57 | 202 | 3.5 | 23 | 2 |
| 34) | *R. Johnson, Chi. | 44 | 197 | 4.5 | 29 | 1 |
| 35) | Ridder, Atl. (QB) | 39 | 180 | 4.6 | 23 | 4 |
| 36) | C. Reynolds, Det. | 41 | 179 | 4.4 | 19 | 1 |
| 37) | Akers, LA-R-Min. | 60 | 167 | 2.8 | 19 | 2 |
| 38) | *Young, Car. (QB) | 25 | 161 | 6.4 | 26 | 0 |
| 39) | Chandler, Min. | 33 | 160 | 4.8 | 31 | 1 |
| 40) | Gibson, Was. | 36 | 158 | 4.4 | 13 | 0 |
| 41) | Moore, Ariz (WR) | 23 | 156 | 6.8 | 45t | 1 |
| 42) | Mayfield, T.B. (QB) | 44 | 153 | 3.5 | 31 | 0 |
| 43) | Prescott, Dal. (QB) | 34 | 151 | 4.4 | 18t | 2 |
| 44) | Samuel, S.F. (WR) | 26 | 138 | 5.3 | 23t | 3 |
| 45) | Williams, N.O. | 47 | 137 | 2.9 | 11 | 0 |
| 46) | E. Mitchell, S.F. | 41 | 136 | 3.3 | 18 | 0 |
| 47t) | Breida, NY-G | 50 | 125 | 2.5 | 8t | 1 |
| 47t) | *Rodriguez, Was. | 24 | 125 | 5.2 | 16 | 0 |
| 49) | Purdy, S.F. (QB) | 33 | 122 | 3.7 | 17 | 2 |
| 50) | Patterson, Atl. | 25 | 119 | 4.8 | 18 | 0 |

NFC / THIRD-AND-ONE RUSHING LEADERS

| Rank | Player, Team | Att | FD | Pct |
|------|-------------------|-----|----|-------|
| 1t) | K. Williams, LA-R | 8 | 8 | 100.0 |
| 1t) | *Charbonnet, Sea. | 4 | 4 | 100.0 |
| 1t) | Cousins, Min. | 3 | 3 | 100.0 |
| 1t) | D. Jones, NY-G | 3 | 3 | 100.0 |
| 1t) | Mattison, Min. | 3 | 3 | 100.0 |
| 1t) | Prescott, Dal. | 3 | 3 | 100.0 |
| 7) | Hurts, Phi. | 11 | 10 | 90.9 |
| 8) | McCaffrey, S.F. | 10 | 9 | 90.0 |
| 9t) | S. Barkley, NY-G | 5 | 4 | 80.0 |
| 9t) | Fields, Chi. | 5 | 4 | 80.0 |
| 11) | A. Jones, G.B. | 4 | 3 | 75.0 |
| 12) | Montgomery, Det. | 7 | 5 | 71.4 |
| 13t) | Pollard, Dal. | 9 | 6 | 66.7 |
| 13t) | Allgeier, Atl. | 6 | 4 | 66.7 |
| 15t) | Dobbs, Ariz-Min. | 8 | 5 | 62.5 |
| 15t) | Hubbard, Car. | 8 | 5 | 62.5 |
| 17) | Robinson, Was. | 5 | 3 | 60.0 |
| 18t) | Dillon, G.B. | 8 | 4 | 50.0 |
| 18t) | R. White, T.B. | 6 | 3 | 50.0 |

WEEK 12 / THROUGH SUNDAY, NOVEMBER 26, 2023**NFC / LEADERS IN RECEPTIONS**

| Rank | Player, Team | Rec | Yards | Avg | Long | TD |
|------|----------------------|-----|-------|------|------|----|
| 1) | St. Brown, Det. | 82 | 993 | 12.1 | 46 | 5 |
| 2) | Lamb, Dal. | 78 | 1066 | 13.7 | 49 | 6 |
| 3) | Thielen, Car. | 77 | 728 | 9.5 | 31 | 4 |
| 4) | Hockenson, Min. (TE) | 75 | 736 | 9.8 | 29 | 4 |
| 5t) | A. Brown, Phi. | 73 | 1050 | 14.4 | 59t | 7 |
| 5t) | *Nacua, LA-R | 73 | 924 | 12.7 | 37 | 3 |
| 7) | Olave, N.O. | 63 | 771 | 12.2 | 51 | 3 |
| 8) | McLaurin, Was. | 60 | 694 | 11.6 | 36 | 2 |
| 9) | Moore, Chi. | 59 | 889 | 15.1 | 58 | 6 |
| 10t) | D. Smith, Phi. | 55 | 738 | 13.4 | 63t | 5 |
| 10t) | *LaPorta, Det. (TE) | 55 | 539 | 9.8 | 45t | 5 |
| 12t) | Evans, T.B. | 54 | 850 | 15.7 | 70 | 9 |
| 12t) | Lockett, Sea. | 54 | 575 | 10.6 | 36 | 4 |
| 12t) | Kamara, N.O. (RB) | 54 | 355 | 6.6 | 25 | 1 |
| 15) | Godwin, T.B. | 53 | 606 | 11.4 | 42 | 1 |
| 16) | Brown, Ariz | 51 | 574 | 11.3 | 41 | 4 |
| 17) | Kmet, Chi. (TE) | 49 | 439 | 9.0 | 23 | 5 |
| 18t) | *Addison, Min. | 48 | 647 | 13.5 | 62t | 7 |
| 18t) | McBride, Ariz (TE) | 48 | 521 | 10.9 | 33 | 1 |
| 18t) | McCaffrey, S.F. (RB) | 48 | 389 | 8.1 | 35t | 5 |
| 21) | Samuel, Was. | 47 | 443 | 9.4 | 37 | 2 |
| 22) | Kittle, S.F. (TE) | 46 | 667 | 14.5 | 66t | 5 |
| 23t) | Aiyuk, S.F. | 45 | 881 | 19.6 | 76t | 5 |
| 23t) | D. London, Atl. | 45 | 565 | 12.6 | 32 | 2 |
| 23t) | Thomas, Was. (TE) | 45 | 424 | 9.4 | 29 | 3 |
| 26t) | Metcalfe, Sea. | 43 | 678 | 15.8 | 53 | 3 |
| 26t) | R. White, T.B. (RB) | 43 | 364 | 8.5 | 43t | 1 |
| 28) | Dotson, Was. | 42 | 435 | 10.4 | 33t | 4 |
| 29t) | Doubs, G.B. | 41 | 433 | 10.6 | 30 | 7 |
| 29t) | *Gibbs, Det. (RB) | 41 | 278 | 6.8 | 24 | 0 |
| 31) | Ferguson, Dal. (TE) | 40 | 421 | 10.5 | 40 | 4 |
| 32t) | Thomas, N.O. | 39 | 448 | 11.5 | 31 | 1 |
| 32t) | Pollard, Dal. (RB) | 39 | 233 | 6.0 | 60 | 0 |
| 34t) | Goedert, Phi. (TE) | 38 | 410 | 10.8 | 49 | 2 |
| 34t) | *Smith-Njigba, Sea. | 38 | 406 | 10.7 | 35 | 2 |
| 34t) | Otton, T.B. (TE) | 38 | 348 | 9.2 | 27 | 3 |
| 37) | Pitts, Atl. (TE) | 37 | 441 | 11.9 | 39 | 1 |
| 38t) | Jefferson, Min. | 36 | 571 | 15.9 | 52t | 3 |
| 38t) | *Reed, G.B. | 36 | 497 | 13.8 | 46 | 5 |
| 38t) | Atwell, LA-R | 36 | 467 | 13.0 | 44 | 3 |
| 38t) | Waller, NY-G (TE) | 36 | 384 | 10.7 | 27 | 1 |
| 38t) | W. Robinson, NY-G | 36 | 265 | 7.4 | 22 | 1 |
| 43) | J. Smith, Atl. (TE) | 35 | 423 | 12.1 | 60t | 2 |
| 44t) | Samuel, S.F. | 34 | 474 | 13.9 | 42 | 1 |
| 44t) | Swift, Phi. (RB) | 34 | 201 | 5.9 | 20 | 1 |
| 46t) | Shaheed, N.O. | 33 | 534 | 16.2 | 58t | 3 |
| 46t) | Cooks, Dal. | 33 | 452 | 13.7 | 37 | 4 |
| 46t) | Osborn, Min. | 33 | 384 | 11.6 | 36t | 2 |
| 46t) | *Musgrave, G.B. (TE) | 33 | 341 | 10.3 | 37 | 1 |
| 46t) | Gibson, Was. (RB) | 33 | 285 | 8.6 | 41 | 2 |

WEEK 12 / THROUGH SUNDAY, NOVEMBER 26, 2023**NFC / RECEIVING YARDAGE LEADERS**

| Rank | Player, Team | Yards | Rec | Avg | Long | TD |
|------|----------------------|-------|-----|------|------|----|
| 1) | Lamb, Dal. | 1066 | 78 | 13.7 | 49 | 6 |
| 2) | A. Brown, Phi. | 1050 | 73 | 14.4 | 59t | 7 |
| 3) | St. Brown, Det. | 993 | 82 | 12.1 | 46 | 5 |
| 4) | *Nacua, LA-R | 924 | 73 | 12.7 | 37 | 3 |
| 5) | Moore, Chi. | 889 | 59 | 15.1 | 58 | 6 |
| 6) | Aiyuk, S.F. | 881 | 45 | 19.6 | 76t | 5 |
| 7) | Evans, T.B. | 850 | 54 | 15.7 | 70 | 9 |
| 8) | Olave, N.O. | 771 | 63 | 12.2 | 51 | 3 |
| 9) | D. Smith, Phi. | 738 | 55 | 13.4 | 63t | 5 |
| 10) | Hockenson, Min. (TE) | 736 | 75 | 9.8 | 29 | 4 |
| 11) | Thielen, Car. | 728 | 77 | 9.5 | 31 | 4 |
| 12) | McLaurin, Was. | 694 | 60 | 11.6 | 36 | 2 |
| 13) | Metcalfe, Sea. | 678 | 43 | 15.8 | 53 | 3 |
| 14) | Kittle, S.F. (TE) | 667 | 46 | 14.5 | 66t | 5 |
| 15) | *Addison, Min. | 647 | 48 | 13.5 | 62t | 7 |
| 16) | Godwin, T.B. | 606 | 53 | 11.4 | 42 | 1 |
| 17) | Lockett, Sea. | 575 | 54 | 10.6 | 36 | 4 |
| 18) | Brown, Ariz | 574 | 51 | 11.3 | 41 | 4 |
| 19) | Jefferson, Min. | 571 | 36 | 15.9 | 52t | 3 |
| 20) | D. London, Atl. | 565 | 45 | 12.6 | 32 | 2 |
| 21) | *LaPorta, Det. (TE) | 539 | 55 | 9.8 | 45t | 5 |
| 22) | Shaheed, N.O. | 534 | 33 | 16.2 | 58t | 3 |
| 23) | McBride, Ariz (TE) | 521 | 48 | 10.9 | 33 | 1 |
| 24) | *Reed, G.B. | 497 | 36 | 13.8 | 46 | 5 |
| 25) | Samuel, S.F. | 474 | 34 | 13.9 | 42 | 1 |
| 26) | Atwell, LA-R | 467 | 36 | 13.0 | 44 | 3 |
| 27) | Cooks, Dal. | 452 | 33 | 13.7 | 37 | 4 |
| 28) | Thomas, N.O. | 448 | 39 | 11.5 | 31 | 1 |
| 29) | Samuel, Was. | 443 | 47 | 9.4 | 37 | 2 |
| 30) | Pitts, Atl. (TE) | 441 | 37 | 11.9 | 39 | 1 |
| 31) | Kmet, Chi. (TE) | 439 | 49 | 9.0 | 23 | 5 |
| 32) | J. Reynolds, Det. | 438 | 27 | 16.2 | 33 | 4 |
| 33t) | Dotson, Was. | 435 | 42 | 10.4 | 33t | 4 |
| 33t) | Slayton, NY-G | 435 | 32 | 13.6 | 40t | 1 |
| 33t) | *Mi. Wilson, Ariz | 435 | 28 | 15.5 | 69 | 2 |
| 36) | Doubs, G.B. | 433 | 41 | 10.6 | 30 | 7 |
| 37) | Thomas, Was. (TE) | 424 | 45 | 9.4 | 29 | 3 |
| 38) | J. Smith, Atl. (TE) | 423 | 35 | 12.1 | 60t | 2 |
| 39) | Ferguson, Dal. (TE) | 421 | 40 | 10.5 | 40 | 4 |
| 40) | Goedert, Phi. (TE) | 410 | 38 | 10.8 | 49 | 2 |
| 41) | *Smith-Njigba, Sea. | 406 | 38 | 10.7 | 35 | 2 |
| 42) | Kupp, LA-R | 393 | 27 | 14.6 | 49 | 1 |
| 43) | McCaffrey, S.F. (RB) | 389 | 48 | 8.1 | 35t | 5 |
| 44t) | Osborn, Min. | 384 | 33 | 11.6 | 36t | 2 |
| 44t) | Waller, NY-G (TE) | 384 | 36 | 10.7 | 27 | 1 |
| 46) | Raymond, Det. | 372 | 26 | 14.3 | 41 | 1 |
| 47) | R. White, T.B. (RB) | 364 | 43 | 8.5 | 43t | 1 |
| 48) | Gallup, Dal. | 357 | 28 | 12.8 | 41t | 1 |
| 49) | Kamara, N.O. (RB) | 355 | 54 | 6.6 | 25 | 1 |
| 50) | Watson, G.B. | 351 | 21 | 16.7 | 77 | 3 |

WEEK 12 / THROUGH SUNDAY, NOVEMBER 26, 2023**NFC / THIRD-DOWN RECEIVING LEADERS**

| Rank | Player, Team | Rec | Yards | Avg | Long | TD |
|------|------------------------|-----|-------|------|------|----|
| 1) | Thielen, Car. | 25 | 262 | 10.5 | 25 | 0 |
| 2t) | Hockenson, Min. (TE) | 23 | 267 | 11.6 | 29 | 1 |
| 2t) | St. Brown, Det. | 23 | 233 | 10.1 | 33 | 3 |
| 4t) | Lamb, Dal. | 22 | 353 | 16.0 | 49 | 3 |
| 4t) | *Nacua, LA-R | 22 | 285 | 13.0 | 36 | 3 |
| 6) | A. Brown, Phi. | 20 | 283 | 14.2 | 38 | 1 |
| 7) | Godwin, T.B. | 19 | 265 | 13.9 | 42 | 0 |
| 8) | Moore, Chi. | 18 | 331 | 18.4 | 58 | 4 |
| 9t) | Olave, N.O. | 17 | 233 | 13.7 | 45 | 1 |
| 9t) | Brown, Ariz | 17 | 212 | 12.5 | 36 | 2 |
| 11) | *Addison, Min. | 16 | 312 | 19.5 | 62t | 4 |
| 12) | Evans, T.B. | 15 | 241 | 16.1 | 43 | 3 |
| 13) | D. London, Atl. | 14 | 187 | 13.4 | 29 | 1 |
| 14t) | *Smith-Njigba, Sea. | 13 | 172 | 13.2 | 34 | 0 |
| 14t) | *LaPorta, Det. (TE) | 13 | 145 | 11.2 | 35 | 1 |
| 14t) | Doubs, G.B. | 13 | 129 | 9.9 | 17 | 3 |
| 14t) | Lockett, Sea. | 13 | 127 | 9.8 | 23 | 2 |
| 14t) | *Robinson, Atl. (RB) | 13 | 97 | 7.5 | 22 | 1 |
| 14t) | Kamara, N.O. (RB) | 13 | 91 | 7.0 | 17 | 0 |
| 20t) | Ferguson, Dal. (TE) | 12 | 163 | 13.6 | 40 | 1 |
| 20t) | Pitts, Atl. (TE) | 12 | 153 | 12.8 | 27 | 0 |
| 20t) | D. Smith, Phi. | 12 | 138 | 11.5 | 63t | 1 |
| 20t) | Thomas, Was. (TE) | 12 | 107 | 8.9 | 17 | 1 |
| 24t) | McLaurin, Was. | 11 | 176 | 16.0 | 31 | 0 |
| 24t) | *Reed, G.B. | 11 | 152 | 13.8 | 35t | 1 |
| 24t) | *Musgrave, G.B. (TE) | 11 | 116 | 10.5 | 36 | 0 |
| 24t) | Waller, NY-G (TE) | 11 | 111 | 10.1 | 21 | 1 |
| 24t) | Kmet, Chi. (TE) | 11 | 90 | 8.2 | 13 | 0 |
| 24t) | Gibson, Was. (RB) | 11 | 89 | 8.1 | 12 | 0 |
| 24t) | W. Robinson, NY-G | 11 | 84 | 7.6 | 12 | 0 |
| 24t) | R. White, T.B. (RB) | 11 | 78 | 7.1 | 11 | 0 |
| 24t) | Carter, NY-J-Ariz (RB) | 11 | 46 | 4.2 | 10 | 0 |
| 33t) | Thomas, N.O. | 10 | 150 | 15.0 | 31 | 0 |
| 33t) | Atwell, LA-R | 10 | 141 | 14.1 | 44 | 2 |
| 33t) | Osborn, Min. | 10 | 119 | 11.9 | 32 | 0 |
| 33t) | Pollard, Dal. (RB) | 10 | 116 | 11.6 | 60 | 0 |
| 33t) | Otton, T.B. (TE) | 10 | 90 | 9.0 | 24 | 1 |
| 33t) | Moore, Ariz | 10 | 89 | 8.9 | 20 | 0 |
| 33t) | S. Barkley, NY-G (RB) | 10 | 50 | 5.0 | 21 | 2 |
| 40t) | Shaheed, N.O. | 9 | 165 | 18.3 | 51 | 2 |
| 40t) | Slayton, NY-G | 9 | 163 | 18.1 | 40t | 1 |
| 40t) | Aiyuk, S.F. | 9 | 157 | 17.4 | 25 | 0 |
| 40t) | Metcalfe, Sea. | 9 | 131 | 14.6 | 28 | 0 |
| 40t) | J. Reynolds, Det. | 9 | 125 | 13.9 | 23 | 0 |
| 40t) | Cooks, Dal. | 9 | 122 | 13.6 | 32 | 0 |
| 40t) | Turpin, Dal. | 9 | 109 | 12.1 | 34t | 3 |
| 40t) | *Palmer, T.B. | 9 | 98 | 10.9 | 21 | 1 |
| 40t) | Powell, Min. | 9 | 80 | 8.9 | 16 | 1 |
| 40t) | Samuel, Was. | 9 | 74 | 8.2 | 30 | 1 |
| 50t) | Kupp, LA-R | 8 | 125 | 15.6 | 34 | 1 |
| 50t) | Chark, Car. | 8 | 121 | 15.1 | 47t | 2 |
| 50t) | McBride, Ariz (TE) | 8 | 93 | 11.6 | 27 | 1 |
| 50t) | Raymond, Det. | 8 | 91 | 11.4 | 20 | 0 |
| 50t) | Goedert, Phi. (TE) | 8 | 88 | 11.0 | 22 | 1 |
| 50t) | Higbee, LA-R (TE) | 8 | 63 | 7.9 | 12 | 0 |
| 50t) | Hubbard, Car. (RB) | 8 | 51 | 6.4 | 10 | 0 |
| 50t) | McCaffrey, S.F. (RB) | 8 | 49 | 6.1 | 17 | 0 |

WEEK 12 / THROUGH SUNDAY, NOVEMBER 26, 2023**NFC / LEADING SCORERS, NONKICKERS**

| Rank | Player, Team | TD | Rush | Rec | Ret | X2 | Pts |
|------|------------------------|----|------|-----|-----|----|-----|
| 1) | McCaffrey, S.F. (RB) | 16 | 11 | 5 | 0 | 0 | 96 |
| 2) | Hurts, Phi. (QB) | 11 | 11 | 0 | 0 | 0 | 66 |
| 3) | Montgomery, Det. (RB) | 9 | 9 | 0 | 0 | 1 | 56 |
| 4t) | Evans, T.B. (WR) | 9 | 0 | 9 | 0 | 0 | 54 |
| 4t) | K. Williams, LA-R (RB) | 9 | 6 | 3 | 0 | 0 | 54 |
| 6) | Robinson, Was. (RB) | 8 | 5 | 3 | 0 | 1 | 50 |
| 7) | Lamb, Dal. (WR) | 7 | 1 | 6 | 0 | 1 | 44 |
| 8t) | *Addison, Min. (WR) | 7 | 0 | 7 | 0 | 0 | 42 |
| 8t) | A. Brown, Phi. (WR) | 7 | 0 | 7 | 0 | 0 | 42 |
| 8t) | Doubs, G.B. (WR) | 7 | 0 | 7 | 0 | 0 | 42 |
| 8t) | Walker, Sea. (RB) | 7 | 6 | 1 | 0 | 0 | 42 |
| 12) | Dobbs, Ariz-Min. (QB) | 6 | 6 | 0 | 0 | 2 | 40 |
| 13) | *Reed, G.B. (WR) | 6 | 1 | 5 | 0 | 1 | 38 |
| 14t) | Moore, Chi. (WR) | 6 | 0 | 6 | 0 | 0 | 36 |
| 14t) | *Robinson, Atl. (RB) | 6 | 3 | 3 | 0 | 0 | 36 |
| 16) | *LaPorta, Det. (TE) | 5 | 0 | 5 | 0 | 2 | 34 |
| 17t) | Aiyuk, S.F. (WR) | 5 | 0 | 5 | 0 | 0 | 30 |
| 17t) | S. Barkley, NY-G (RB) | 5 | 1 | 4 | 0 | 0 | 30 |
| 17t) | Bland, Dal. (DB) | 5 | 0 | 0 | 5 | 0 | 30 |
| 17t) | Foreman, Chi. (RB) | 5 | 4 | 1 | 0 | 0 | 30 |
| 17t) | *Gibbs, Det. (RB) | 5 | 5 | 0 | 0 | 0 | 30 |
| 17t) | Kittle, S.F. (TE) | 5 | 0 | 5 | 0 | 0 | 30 |
| 17t) | Kmet, Chi. (TE) | 5 | 0 | 5 | 0 | 0 | 30 |
| 17t) | D. Smith, Phi. (WR) | 5 | 0 | 5 | 0 | 0 | 30 |
| 17t) | St. Brown, Det. (WR) | 5 | 0 | 5 | 0 | 0 | 30 |
| 17t) | Swift, Phi. (RB) | 5 | 4 | 1 | 0 | 0 | 30 |
| 17t) | R. White, T.B. (RB) | 5 | 4 | 1 | 0 | 0 | 30 |
| 28t) | Lockett, Sea. (WR) | 4 | 0 | 4 | 0 | 1 | 26 |
| 28t) | Pollard, Dal. (RB) | 4 | 4 | 0 | 0 | 1 | 26 |
| 28t) | Thielen, Car. (WR) | 4 | 0 | 4 | 0 | 1 | 26 |
| 31t) | Brown, Ariz (WR) | 4 | 0 | 4 | 0 | 0 | 24 |
| 31t) | Cooks, Dal. (WR) | 4 | 0 | 4 | 0 | 0 | 24 |
| 31t) | Dotson, Was. (WR) | 4 | 0 | 4 | 0 | 0 | 24 |
| 31t) | Ferguson, Dal. (TE) | 4 | 0 | 4 | 0 | 0 | 24 |
| 31t) | Hill, N.O. (QB) | 4 | 3 | 1 | 0 | 0 | 24 |
| 31t) | Hockenson, Min. (TE) | 4 | 0 | 4 | 0 | 0 | 24 |
| 31t) | Kamara, N.O. (RB) | 3 | 2 | 1 | 0 | 3 | 24 |
| 31t) | J. Reynolds, Det. (WR) | 4 | 0 | 4 | 0 | 0 | 24 |
| 31t) | Ridder, Atl. (QB) | 4 | 4 | 0 | 0 | 0 | 24 |
| 31t) | Samuel, S.F. (WR) | 4 | 3 | 1 | 0 | 0 | 24 |
| 31t) | Shaheed, N.O. (WR) | 4 | 0 | 3 | 1 | 0 | 24 |
| 31t) | Turpin, Dal. (WR) | 4 | 1 | 3 | 0 | 0 | 24 |
| 43t) | Allgeier, Atl. (RB) | 3 | 3 | 0 | 0 | 1 | 20 |
| 43t) | Howell, Was. (QB) | 3 | 3 | 0 | 0 | 1 | 20 |
| 43t) | Otton, T.B. (TE) | 3 | 0 | 3 | 0 | 1 | 20 |
| 46t) | Atwell, LA-R (WR) | 3 | 0 | 3 | 0 | 0 | 18 |
| 46t) | *Bobo, Sea. (WR) | 3 | 1 | 2 | 0 | 0 | 18 |
| 46t) | Chark, Car. (WR) | 3 | 0 | 3 | 0 | 0 | 18 |
| 46t) | Dowdle, Dal. (RB) | 3 | 1 | 2 | 0 | 0 | 18 |
| 46t) | Jefferson, Min. (WR) | 3 | 0 | 3 | 0 | 0 | 18 |
| 46t) | A. Jones, G.B. (RB) | 3 | 2 | 1 | 0 | 0 | 18 |
| 46t) | Mattison, Min. (RB) | 3 | 0 | 3 | 0 | 0 | 18 |
| 46t) | McLaurin, Was. (WR) | 3 | 0 | 2 | 1 | 0 | 18 |
| 46t) | Metcalf, Sea. (WR) | 3 | 0 | 3 | 0 | 0 | 18 |
| 46t) | Murray, Ariz (QB) | 3 | 3 | 0 | 0 | 0 | 18 |
| 46t) | *Nacua, LA-R (WR) | 3 | 0 | 3 | 0 | 0 | 18 |
| 46t) | Olave, N.O. (WR) | 3 | 0 | 3 | 0 | 0 | 18 |
| 46t) | Samuel, Was. (WR) | 3 | 1 | 2 | 0 | 0 | 18 |
| 46t) | Thomas, Was. (TE) | 3 | 0 | 3 | 0 | 0 | 18 |
| 46t) | Tremble, Car. (TE) | 3 | 0 | 3 | 0 | 0 | 18 |
| 46t) | Watson, G.B. (WR) | 3 | 0 | 3 | 0 | 0 | 18 |

WEEK 12 / THROUGH SUNDAY, NOVEMBER 26, 2023**NFC / LEADING SCORERS, KICKERS**

| Rank | Player, Team | PAT | FG | Pct | Long | Pts |
|------|---------------------|-------|-------|-------|------|-----|
| 1) | Aubrey, Dal. | 33/36 | 22/22 | 1.000 | 58 | 99 |
| 2) | Myers, Sea. | 20/20 | 25/31 | .806 | 55 | 95 |
| 3) | *Grupe, N.O. | 19/19 | 24/30 | .800 | 55 | 91 |
| 4) | Elliott, Phi. | 33/34 | 19/21 | .905 | 61 | 90 |
| 5) | *Moody, S.F. | 37/37 | 17/20 | .850 | 57 | 88 |
| 6) | Koo, Atl. | 17/18 | 22/23 | .957 | 54 | 83 |
| 7) | Santos, Chi. | 21/22 | 19/20 | .950 | 54 | 78 |
| 8) | Joseph, Min. | 26/28 | 17/22 | .773 | 54 | 77 |
| 9) | McLaughlin, T.B. | 19/19 | 19/21 | .905 | 57 | 76 |
| 10) | Slye, Was. | 23/25 | 17/21 | .810 | 61 | 74 |
| 11) | Patterson, Det. | 31/32 | 13/15 | .867 | 52 | 70 |
| 12) | Pineiro, Car. | 15/16 | 18/21 | .857 | 56 | 69 |
| 13) | Prater, Ariz | 11/12 | 19/22 | .864 | 62 | 68 |
| 14) | *Carlson, G.B. | 20/23 | 15/19 | .789 | 52 | 65 |
| 15) | Maher, LA-R | 12/13 | 17/23 | .739 | 54 | 63 |
| 16) | Gano, NY-G | 8/ 8 | 11/17 | .647 | 57 | 41 |
| 17) | Havrisik, Cle.-LA-R | 6/ 7 | 5/ 7 | .714 | 52 | 21 |
| 18) | Bullock, NY-G | 7/ 7 | 3/ 3 | 1.000 | 42 | 16 |

NFC / TOUCHBACKS ON KICKOFFS

| Rank | Player, Team | TB |
|------|---------------------|----|
| 1) | Aubrey, Dal. | 67 |
| 2) | Slye, Was. | 52 |
| 3t) | Elliott, Phi. | 51 |
| 3t) | *Grupe, N.O. | 51 |
| 5) | *E. Evans, LA-R | 46 |
| 6t) | Pinion, Atl. | 44 |
| 6t) | Santos, Chi. | 44 |
| 8t) | Joseph, Min. | 43 |
| 8t) | Prater, Ariz | 43 |
| 10) | Myers, Sea. | 38 |
| 11) | Camarda, T.B. | 34 |
| 12) | Fox, Det. | 33 |
| 13) | *Moody, S.F. | 31 |
| 14t) | *Carlson, G.B. | 26 |
| 14t) | Pineiro, Car. | 26 |
| 16) | Gano, NY-G | 23 |
| 17) | Bullock, NY-G | 10 |
| 18) | Wishnowsky, S.F. | 4 |
| 19) | Patterson, Det. | 3 |
| 20) | Havrisik, Cle.-LA-R | 2 |

WEEK 12 / THROUGH SUNDAY, NOVEMBER 26, 2023

NFC / MOST YARDS FROM SCRIMMAGE

| Rank | Player, Team | Total | | | Rushing | | | Receiving | | |
|------|------------------------|-------|---------|------|---------|-----|------|-----------|-----|------|
| | | Yards | Att+Rec | Avg | Yards | Att | Avg | Yards | Rec | Avg |
| 1) | McCaffrey, S.F. (RB) | 1328 | 241 | 5.5 | 939 | 193 | 4.9 | 389 | 48 | 8.1 |
| 2) | Lamb, Dal. (WR) | 1120 | 85 | 13.2 | 54 | 7 | 7.7 | 1066 | 78 | 13.7 |
| 3) | A. Brown, Phi. (WR) | 1050 | 73 | 14.4 | 0 | 0 | --- | 1050 | 73 | 14.4 |
| 4) | St. Brown, Det. (WR) | 1006 | 85 | 11.8 | 13 | 3 | 4.3 | 993 | 82 | 12.1 |
| 5) | Swift, Phi. (RB) | 971 | 195 | 5.0 | 770 | 161 | 4.8 | 201 | 34 | 5.9 |
| 6) | *Robinson, Atl. (RB) | 943 | 173 | 5.5 | 703 | 141 | 5.0 | 240 | 32 | 7.5 |
| 7) | Robinson, Was. (RB) | 937 | 182 | 5.1 | 611 | 153 | 4.0 | 326 | 29 | 11.2 |
| 8) | *Nacua, LA-R (WR) | 935 | 76 | 12.3 | 11 | 3 | 3.7 | 924 | 73 | 12.7 |
| 9) | R. White, T.B. (RB) | 923 | 199 | 4.6 | 559 | 156 | 3.6 | 364 | 43 | 8.5 |
| 10) | Pollard, Dal. (RB) | 902 | 199 | 4.5 | 669 | 160 | 4.2 | 233 | 39 | 6.0 |
| 11) | Moore, Chi. (WR) | 890 | 60 | 14.8 | 1 | 1 | 1.0 | 889 | 59 | 15.1 |
| 12) | Aiyuk, S.F. (WR) | 881 | 45 | 19.6 | 0 | 0 | --- | 881 | 45 | 19.6 |
| 13) | S. Barkley, NY-G (RB) | 865 | 193 | 4.5 | 697 | 165 | 4.2 | 168 | 28 | 6.0 |
| 14) | Evans, T.B. (WR) | 850 | 54 | 15.7 | 0 | 0 | --- | 850 | 54 | 15.7 |
| 15) | *Gibbs, Det. (RB) | 844 | 150 | 5.6 | 566 | 109 | 5.2 | 278 | 41 | 6.8 |
| 16) | Kamara, N.O. (RB) | 812 | 173 | 4.7 | 457 | 119 | 3.8 | 355 | 54 | 6.6 |
| 17) | Walker, Sea. (RB) | 786 | 166 | 4.7 | 613 | 149 | 4.1 | 173 | 17 | 10.2 |
| 18) | Olave, N.O. (WR) | 771 | 63 | 12.2 | 0 | 0 | --- | 771 | 63 | 12.2 |
| 19) | K. Williams, LA-R (RB) | 765 | 132 | 5.8 | 599 | 113 | 5.3 | 166 | 19 | 8.7 |
| 20) | D. Smith, Phi. (WR) | 738 | 55 | 13.4 | 0 | 0 | --- | 738 | 55 | 13.4 |
| 21t) | Hockenson, Min. (TE) | 736 | 75 | 9.8 | 0 | 0 | --- | 736 | 75 | 9.8 |
| 21t) | Montgomery, Det. (RB) | 736 | 141 | 5.2 | 648 | 133 | 4.9 | 88 | 8 | 11.0 |
| 23) | Thielen, Car. (WR) | 734 | 78 | 9.4 | 6 | 1 | 6.0 | 728 | 77 | 9.5 |
| 24) | Mattison, Min. (RB) | 705 | 173 | 4.1 | 542 | 148 | 3.7 | 163 | 25 | 6.5 |
| 25) | McLaurin, Was. (WR) | 694 | 60 | 11.6 | 0 | 0 | --- | 694 | 60 | 11.6 |
| 26) | Metcalfe, Sea. (WR) | 678 | 43 | 15.8 | 0 | 0 | --- | 678 | 43 | 15.8 |
| 27) | Kittle, S.F. (TE) | 669 | 47 | 14.2 | 2 | 1 | 2.0 | 667 | 46 | 14.5 |
| 28) | *Addison, Min. (WR) | 649 | 49 | 13.2 | 2 | 1 | 2.0 | 647 | 48 | 13.5 |
| 29) | Dillon, G.B. (RB) | 632 | 150 | 4.2 | 448 | 131 | 3.4 | 184 | 19 | 9.7 |
| 30) | Godwin, T.B. (WR) | 620 | 54 | 11.5 | 14 | 1 | 14.0 | 606 | 53 | 11.4 |
| 31) | Hubbard, Car. (RB) | 618 | 146 | 4.2 | 453 | 118 | 3.8 | 165 | 28 | 5.9 |
| 32) | Samuel, S.F. (WR) | 612 | 60 | 10.2 | 138 | 26 | 5.3 | 474 | 34 | 13.9 |
| 33) | Brown, Ariz (WR) | 597 | 53 | 11.3 | 23 | 2 | 11.5 | 574 | 51 | 11.3 |
| 34) | *Reed, G.B. (WR) | 578 | 43 | 13.4 | 81 | 7 | 11.6 | 497 | 36 | 13.8 |
| 35) | Lockett, Sea. (WR) | 575 | 54 | 10.6 | 0 | 0 | --- | 575 | 54 | 10.6 |
| 36) | Jefferson, Min. (WR) | 571 | 36 | 15.9 | 0 | 0 | --- | 571 | 36 | 15.9 |
| 37) | Shaheed, N.O. (WR) | 567 | 39 | 14.5 | 33 | 6 | 5.5 | 534 | 33 | 16.2 |
| 38) | D. London, Atl. (WR) | 565 | 45 | 12.6 | 0 | 0 | --- | 565 | 45 | 12.6 |
| 39) | Conner, Ariz (RB) | 562 | 118 | 4.8 | 526 | 104 | 5.1 | 36 | 14 | 2.6 |
| 40) | Allgeier, Atl. (RB) | 549 | 147 | 3.7 | 466 | 135 | 3.5 | 83 | 12 | 6.9 |
| 41) | *LaPorta, Det. (TE) | 539 | 55 | 9.8 | 0 | 0 | --- | 539 | 55 | 9.8 |
| 42) | McBride, Ariz (TE) | 521 | 48 | 10.9 | 0 | 0 | --- | 521 | 48 | 10.9 |
| 43) | Atwell, LA-R (WR) | 502 | 40 | 12.6 | 35 | 4 | 8.8 | 467 | 36 | 13.0 |
| 44) | Hill, N.O. (QB) | 501 | 81 | 6.2 | 287 | 57 | 5.0 | 214 | 24 | 8.9 |
| 45) | Cooks, Dal. (WR) | 475 | 36 | 13.2 | 23 | 3 | 7.7 | 452 | 33 | 13.7 |
| 46) | Samuel, Was. (WR) | 463 | 51 | 9.1 | 20 | 4 | 5.0 | 443 | 47 | 9.4 |
| 47) | Thomas, N.O. (WR) | 448 | 39 | 11.5 | 0 | 0 | --- | 448 | 39 | 11.5 |
| 48) | Gibson, Was. (RB) | 443 | 69 | 6.4 | 158 | 36 | 4.4 | 285 | 33 | 8.6 |
| 49) | Kmet, Chi. (TE) | 441 | 52 | 8.5 | 2 | 3 | 0.7 | 439 | 49 | 9.0 |
| 50) | J. Reynolds, Det. (WR) | 438 | 27 | 16.2 | 0 | 0 | --- | 438 | 27 | 16.2 |

WEEK 12 / THROUGH SUNDAY, NOVEMBER 26, 2023**NFC / LEADERS IN FIRST DOWNS**

| Rank | Player, Team | Rush | Rec | Tot |
|------|------------------------|------|-----|-----|
| 1) | McCaffrey, S.F. (RB) | 56 | 23 | 79 |
| 2) | Lamb, Dal. (WR) | 4 | 48 | 52 |
| 3t) | *Robinson, Atl. (RB) | 38 | 13 | 51 |
| 3t) | Robinson, Was. (RB) | 39 | 12 | 51 |
| 5) | St. Brown, Det. (WR) | 1 | 49 | 50 |
| 6) | Hurts, Phi. (QB) | 49 | 0 | 49 |
| 7t) | A. Brown, Phi. (WR) | 0 | 48 | 48 |
| 7t) | *Nacua, LA-R (WR) | 2 | 46 | 48 |
| 9t) | Kamara, N.O. (RB) | 27 | 17 | 44 |
| 9t) | Swift, Phi. (RB) | 36 | 8 | 44 |
| 11t) | S. Barkley, NY-G (RB) | 31 | 12 | 43 |
| 11t) | Thielen, Car. (WR) | 0 | 43 | 43 |
| 11t) | R. White, T.B. (RB) | 28 | 15 | 43 |
| 14) | *Gibbs, Det. (RB) | 25 | 17 | 42 |
| 15t) | Moore, Chi. (WR) | 0 | 41 | 41 |
| 15t) | Pollard, Dal. (RB) | 33 | 8 | 41 |
| 15t) | K. Williams, LA-R (RB) | 32 | 9 | 41 |
| 18t) | Aiyuk, S.F. (WR) | 0 | 40 | 40 |
| 18t) | Hockenson, Min. (TE) | 0 | 40 | 40 |
| 18t) | Montgomery, Det. (RB) | 35 | 5 | 40 |
| 21) | Olave, N.O. (WR) | 0 | 38 | 38 |
| 22t) | Evans, T.B. (WR) | 0 | 36 | 36 |
| 22t) | Hubbard, Car. (RB) | 29 | 7 | 36 |
| 24t) | Godwin, T.B. (WR) | 1 | 33 | 34 |
| 24t) | McLaurin, Was. (WR) | 0 | 34 | 34 |
| 24t) | Walker, Sea. (RB) | 28 | 6 | 34 |
| 27t) | Brown, Ariz (WR) | 1 | 32 | 33 |
| 27t) | Metcalf, Sea. (WR) | 0 | 33 | 33 |
| 29t) | Allgeier, Atl. (RB) | 29 | 3 | 32 |
| 29t) | D. London, Atl. (WR) | 0 | 32 | 32 |
| 31t) | Dillon, G.B. (RB) | 23 | 8 | 31 |
| 31t) | Lockett, Sea. (WR) | 0 | 31 | 31 |
| 33t) | Conner, Ariz (RB) | 26 | 4 | 30 |
| 33t) | Kittle, S.F. (TE) | 1 | 29 | 30 |
| 33t) | D. Smith, Phi. (WR) | 0 | 30 | 30 |
| 36) | Dobbs, Ariz-Min. (QB) | 29 | 0 | 29 |
| 37t) | Doubs, G.B. (WR) | 0 | 28 | 28 |
| 37t) | Jefferson, Min. (WR) | 0 | 28 | 28 |
| 37t) | Kmet, Chi. (TE) | 2 | 26 | 28 |
| 40t) | *Addison, Min. (WR) | 0 | 27 | 27 |
| 40t) | *Charbonnet, Sea. (RB) | 25 | 2 | 27 |
| 40t) | Foreman, Chi. (RB) | 22 | 5 | 27 |
| 40t) | *LaPorta, Det. (TE) | 0 | 27 | 27 |
| 40t) | McBride, Ariz (TE) | 0 | 27 | 27 |
| 40t) | *Reed, G.B. (WR) | 4 | 23 | 27 |
| 40t) | Sanders, Car. (RB) | 20 | 7 | 27 |
| 47t) | Atwell, LA-R (WR) | 2 | 24 | 26 |
| 47t) | Hill, N.O. (QB) | 19 | 7 | 26 |
| 47t) | Mattison, Min. (RB) | 21 | 5 | 26 |
| 50) | Cooks, Dal. (WR) | 1 | 24 | 25 |

WEEK 12 / THROUGH SUNDAY, NOVEMBER 26, 2023**NFC / LEADING PUNTERS**

| Rank | Player, Team | No | Yards | Lg | Avg | TB | Blk | Dwn | OB | Opp Ret | In Yds | Net 20 | Avg |
|------|------------------|----|-------|----|------|----|-----|-----|----|---------|--------|--------|------|
| 1) | Anger, Dal. | 31 | 1580 | 63 | 51.0 | 2 | 0 | 2 | 1 | 16 | 130 | 13 | 45.5 |
| 2) | Camarda, T.B. | 49 | 2457 | 74 | 50.1 | 6 | 0 | 5 | 9 | 23 | 280 | 20 | 42.0 |
| 3) | Gillikin, Ariz | 35 | 1751 | 66 | 50.0 | 0 | 0 | 4 | 1 | 25 | 277 | 5 | 42.1 |
| 4) | Dickson, Sea. | 44 | 2161 | 73 | 49.1 | 5 | 0 | 8 | 2 | 23 | 136 | 17 | 43.8 |
| 5) | Mann, Phi. | 27 | 1325 | 63 | 49.1 | 1 | 0 | 6 | 0 | 16 | 159 | 8 | 42.4 |
| 6) | Wright, Min. | 35 | 1693 | 63 | 48.4 | 6 | 0 | 2 | 4 | 14 | 114 | 8 | 41.7 |
| 7) | *E. Evans, LA-R | 40 | 1934 | 72 | 48.4 | 3 | 1 | 3 | 5 | 19 | 216 | 14 | 40.4 |
| 8) | Pinion, Atl. | 46 | 2196 | 62 | 47.7 | 2 | 0 | 2 | 8 | 20 | 245 | 16 | 41.5 |
| 9) | Wishnowsky, S.F. | 36 | 1711 | 67 | 47.5 | 1 | 0 | 8 | 3 | 15 | 161 | 19 | 42.5 |
| 10) | Hekker, Car. | 52 | 2456 | 69 | 47.2 | 3 | 0 | 7 | 3 | 20 | 134 | 19 | 43.5 |
| 11) | Way, Was. | 52 | 2444 | 66 | 47.0 | 2 | 0 | 6 | 0 | 27 | 230 | 22 | 41.8 |
| 12) | Whelan, G.B. | 45 | 2104 | 68 | 46.8 | 5 | 0 | 2 | 0 | 19 | 253 | 14 | 38.9 |
| 13) | Gillan, NY-G | 72 | 3362 | 74 | 46.7 | 4 | 0 | 8 | 6 | 29 | 154 | 25 | 43.4 |
| 14) | Gill, Chi. | 39 | 1782 | 62 | 45.7 | 3 | 0 | 6 | 4 | 20 | 294 | 10 | 36.6 |
| 15) | Fox, Det. | 32 | 1438 | 62 | 44.9 | 1 | 0 | 5 | 1 | 10 | 64 | 17 | 42.3 |
| 16) | *Hedley, N.O. | 50 | 2155 | 62 | 43.1 | 3 | 0 | 5 | 6 | 19 | 101 | 21 | 39.9 |

NFC / LEADING PUNTERS, NET AVERAGE

| Rank | Player, Team | No | Yards | Lg | Avg | TB | Blk | Dwn | OB | Opp Ret | In Yds | Net 20 | Avg |
|------|------------------|----|-------|----|------|----|-----|-----|----|---------|--------|--------|------|
| 1) | Anger, Dal. | 31 | 1580 | 63 | 51.0 | 2 | 0 | 2 | 1 | 16 | 130 | 13 | 45.5 |
| 2) | Dickson, Sea. | 44 | 2161 | 73 | 49.1 | 5 | 0 | 8 | 2 | 23 | 136 | 17 | 43.8 |
| 3) | Hekker, Car. | 52 | 2456 | 69 | 47.2 | 3 | 0 | 7 | 3 | 20 | 134 | 19 | 43.5 |
| 4) | Gillan, NY-G | 72 | 3362 | 74 | 46.7 | 4 | 0 | 8 | 6 | 29 | 154 | 25 | 43.4 |
| 5) | Wishnowsky, S.F. | 36 | 1711 | 67 | 47.5 | 1 | 0 | 8 | 3 | 15 | 161 | 19 | 42.5 |
| 6) | Mann, Phi. | 27 | 1325 | 63 | 49.1 | 1 | 0 | 6 | 0 | 16 | 159 | 8 | 42.4 |
| 7) | Fox, Det. | 32 | 1438 | 62 | 44.9 | 1 | 0 | 5 | 1 | 10 | 64 | 17 | 42.3 |
| 8) | Gillikin, Ariz | 35 | 1751 | 66 | 50.0 | 0 | 0 | 4 | 1 | 25 | 277 | 5 | 42.1 |
| 9) | Camarda, T.B. | 49 | 2457 | 74 | 50.1 | 6 | 0 | 5 | 9 | 23 | 280 | 20 | 42.0 |
| 10) | Way, Was. | 52 | 2444 | 66 | 47.0 | 2 | 0 | 6 | 0 | 27 | 230 | 22 | 41.8 |
| 11) | Wright, Min. | 35 | 1693 | 63 | 48.4 | 6 | 0 | 2 | 4 | 14 | 114 | 8 | 41.7 |
| 12) | Pinion, Atl. | 46 | 2196 | 62 | 47.7 | 2 | 0 | 2 | 8 | 20 | 245 | 16 | 41.5 |
| 13) | *E. Evans, LA-R | 40 | 1934 | 72 | 48.4 | 3 | 1 | 3 | 5 | 19 | 216 | 14 | 40.4 |
| 14) | *Hedley, N.O. | 50 | 2155 | 62 | 43.1 | 3 | 0 | 5 | 6 | 19 | 101 | 21 | 39.9 |
| 15) | Whelan, G.B. | 45 | 2104 | 68 | 46.8 | 5 | 0 | 2 | 0 | 19 | 253 | 14 | 38.9 |
| 16) | Gill, Chi. | 39 | 1782 | 62 | 45.7 | 3 | 0 | 6 | 4 | 20 | 294 | 10 | 36.6 |

NFC / PUNT RETURN LEADERS

| Rank | Player, Team | Ret | FC | Yards | Avg | Long | TD |
|------|--------------------------|-----|----|-------|------|------|----|
| 1) | Covey, Phi. | 20 | 11 | 295 | 14.8 | 52 | 0 |
| 2) | Shaheed, N.O. | 18 | 20 | 259 | 14.4 | 76t | 1 |
| 3) | Dallas, Sea. | 21 | 11 | 235 | 11.2 | 32 | 0 |
| 4) | Raymond, Det. | 16 | 16 | 168 | 10.5 | 24 | 0 |
| 5) | Dortch, Ariz | 19 | 6 | 196 | 10.3 | 49 | 0 |
| 6) | Smith-Marsette, Car. | 25 | 13 | 231 | 9.2 | 79t | 1 |
| 7) | Thompkins, T.B. | 16 | 9 | 147 | 9.2 | 51 | 0 |
| 8) | McCloud, S.F. | 22 | 9 | 186 | 8.5 | 19 | 0 |
| 9) | Powell, Min. | 23 | 11 | 182 | 7.9 | 24 | 0 |
| 10) | Trammell, LA-R | 17 | 8 | 129 | 7.6 | 29 | 0 |
| 11) | Crowder, Was. | 28 | 10 | 207 | 7.4 | 61 | 0 |
| 12) | Peoples-Jones, Cle.-Det. | 13 | 8 | 84 | 6.5 | 13 | 0 |

NFC / KICKOFF RETURN LEADERS

| Rank | Player, Team | Ret | Yards | Avg | Long | TD |
|------|-----------------|-----|-------|------|------|----|
| 1) | Nixon, G.B. | 21 | 562 | 26.8 | 51 | 0 |
| 2) | Shaheed, N.O. | 16 | 343 | 21.4 | 28 | 0 |
| 3) | Thompkins, T.B. | 14 | 281 | 20.1 | 32 | 0 |

WEEK 12 / THROUGH SUNDAY, NOVEMBER 26, 2023**NFC / LEADERS IN INTERCEPTIONS**

| Rank | Player, Team | Int | Yards | Avg | Long | TD |
|------|-------------------|-----|-------|------|------|----|
| 1) | Bland, Dal. | 7 | 209 | 29.9 | 63t | 5 |
| 2t) | Bates, Atl. | 4 | 95 | 23.8 | 92t | 1 |
| 2t) | Adebo, N.O. | 4 | 32 | 8.0 | 27 | 0 |
| 4t) | Warner, S.F. | 3 | 66 | 22.0 | 32 | 0 |
| 4t) | Murphy, Min. | 3 | 59 | 19.7 | 37 | 0 |
| 4t) | Thompson, Ariz | 3 | 49 | 16.3 | 35 | 0 |
| 4t) | Hufanga, S.F. | 3 | 48 | 16.0 | 28 | 0 |
| 4t) | Mathieu, N.O. | 3 | 48 | 16.0 | 27t | 1 |
| 4t) | Jacobs, Det. | 3 | 45 | 15.0 | 20 | 0 |
| 10t) | Slay, Phi. | 2 | 86 | 43.0 | 70t | 1 |
| 10t) | Okereke, NY-G | 2 | 62 | 31.0 | 55 | 0 |
| 10t) | Lenoir, S.F. | 2 | 49 | 24.5 | 28 | 0 |
| 10t) | T. Brown, Sea. | 2 | 40 | 20.0 | 40t | 1 |
| 10t) | J. Johnson, Chi. | 2 | 39 | 19.5 | 39t | 1 |
| 10t) | R. Ford, G.B. | 2 | 30 | 15.0 | 21 | 0 |
| 10t) | Fuller, Was. | 2 | 23 | 11.5 | 23 | 0 |
| 10t) | *Izien, T.B. | 2 | 18 | 9.0 | 14 | 0 |
| 10t) | Blankenship, Phi. | 2 | 17 | 8.5 | 17 | 0 |
| 10t) | K. Joseph, Det. | 2 | 15 | 7.5 | 15 | 0 |
| 10t) | Holmes, NY-G | 2 | 13 | 6.5 | 11 | 0 |
| 10t) | Edmunds, Chi. | 2 | 10 | 5.0 | 10 | 0 |
| 10t) | Ward, S.F. | 2 | 9 | 4.5 | 9 | 0 |
| 10t) | *Banks, NY-G | 2 | 6 | 3.0 | 6 | 0 |
| 10t) | Maye, N.O. | 2 | 5 | 2.5 | 5 | 0 |
| 10t) | Delaney, T.B. | 2 | 4 | 2.0 | 4 | 0 |
| 10t) | Bynum, Min. | 2 | 0 | 0.0 | 0 | 0 |
| 10t) | Gilmore, Dal. | 2 | 0 | 0.0 | 0 | 0 |
| 10t) | Witherspoon, LA-R | 2 | 0 | 0.0 | 0 | 0 |
| 10t) | Woolen, Sea. | 2 | 0 | 0.0 | 0 | 0 |

WEEK 12 / THROUGH SUNDAY, NOVEMBER 26, 2023**NFC / LEADERS IN SACKS**

| Rank | Player, Team | Sacks |
|------|---------------------------|-------|
| 1) | Hunter, Min. (LB) | 12.0 |
| 2) | Parsons, Dal. (LB) | 11.5 |
| 3) | Thibodeaux, NY-G (LB) | 11.0 |
| 4t) | Gary, G.B. (LB) | 8.5 |
| 4t) | Reddick, Phi. (LB) | 8.5 |
| 6) | Bosa, S.F. (DE) | 8.0 |
| 7) | Sweat, Was.-Chi. (DE) | 7.5 |
| 8) | Mafe, Sea. (LB) | 7.0 |
| 9t) | Sweat, Phi. (DE) | 6.5 |
| 9t) | Young, Was.-S.F. (DE) | 6.5 |
| 11t) | Burns, Car. (LB) | 6.0 |
| 11t) | Hargrave, S.F. (NT) | 6.0 |
| 11t) | Wonnum, Min. (LB) | 6.0 |
| 14t) | J. Allen, Was. (DE) | 5.5 |
| 14t) | Donald, LA-R (DL) | 5.5 |
| 14t) | Granderson, N.O. (DE) | 5.5 |
| 14t) | Hutchinson, Det. (DE) | 5.5 |
| 14t) | Vea, T.B. (DT) | 5.5 |
| 19t) | Armstead, S.F. (DE) | 5.0 |
| 19t) | Armstrong, Dal. (DE) | 5.0 |
| 19t) | Gardeck, Ariz (LB) | 5.0 |
| 19t) | McNeill, Det. (DT) | 5.0 |
| 19t) | Smith, G.B. (LB) | 5.0 |
| 19t) | Toohill, Was. (DE) | 5.0 |
| 19t) | *Young, LA-R (LB) | 5.0 |
| 26t) | Ebiketie, Atl. (LB) | 4.5 |
| 26t) | Hoecht, LA-R (LB) | 4.5 |
| 28t) | Barrett, T.B. (LB) | 4.0 |
| 28t) | *Carter, Phi. (DT) | 4.0 |
| 28t) | Clark, G.B. (NT) | 4.0 |
| 28t) | D. Davis, N.O. (LB) | 4.0 |
| 28t) | *Diaby, T.B. (LB) | 4.0 |
| 28t) | Dimukeje, Ariz (LB) | 4.0 |
| 28t) | Lawrence, Dal. (DE) | 4.0 |
| 28t) | Lawrence, NY-G (DT) | 4.0 |
| 28t) | *Ojulari, Ariz (LB) | 4.0 |
| 28t) | Ja. Reed, Sea. (DE) | 4.0 |
| 28t) | Tryon-Shoyinka, T.B. (LB) | 4.0 |
| 28t) | *Turner, LA-R (DT) | 4.0 |
| 28t) | Williams, Dal. (DE) | 4.0 |
| 41t) | Brooks, Sea. (LB) | 3.5 |
| 41t) | Collins, Ariz (LB) | 3.5 |
| 41t) | Luvu, Car. (LB) | 3.5 |
| 41t) | Onyemata, Atl. (DT) | 3.5 |
| 41t) | *Stills, Ariz (DT) | 3.5 |
| 41t) | Taylor, Sea. (LB) | 3.5 |
| 47t) | Anzalone, Det. (LB) | 3.0 |
| 47t) | *Brooks, G.B. (DT) | 3.0 |
| 47t) | Campbell, Atl. (DE) | 3.0 |
| 47t) | David, T.B. (LB) | 3.0 |
| 47t) | Davis, Was. (LB) | 3.0 |
| 47t) | Dupree, Atl. (LB) | 3.0 |
| 47t) | Graham, Phi. (DE) | 3.0 |
| 47t) | Jackson, S.F. (DE) | 3.0 |
| 47t) | *Kancey, T.B. (DT) | 3.0 |
| 47t) | Morrow, Phi. (LB) | 3.0 |
| 47t) | Ngakoue, Chi. (DL) | 3.0 |
| 47t) | Odighizuwa, Dal. (DT) | 3.0 |
| 47t) | H. Smith, Min. (DB) | 3.0 |
| 47t) | *Witherspoon, Sea. (DB) | 3.0 |

WEEK 12 / THROUGH SUNDAY, NOVEMBER 26, 2023**NFC / FUMBLE RECOVERIES**

| Rank | Player, Team | TotRec | OffRec | DefRec |
|------|-------------------|--------|--------|--------|
| 1) | Dobbs, Ariz-Min. | 7 | 7 | 0 |
| 2) | Purdy, S.F. | 4 | 4 | 0 |
| 3t) | Love, G.B. | 3 | 3 | 0 |
| 3t) | Mayfield, T.B. | 3 | 3 | 0 |
| 3t) | McCloud, NY-G | 3 | 3 | 0 |
| 3t) | McFadden, NY-G | 3 | 0 | 3 |
| 3t) | Winfield, T.B. | 3 | 0 | 3 |
| 8t) | Adebo, N.O. | 2 | 0 | 2 |
| 8t) | Biadasz, Dal. | 2 | 2 | 0 |
| 8t) | Carter, Atl. | 2 | 0 | 2 |
| 8t) | Cousins, Min. | 2 | 2 | 0 |
| 8t) | Ezeudu, NY-G | 2 | 2 | 0 |
| 8t) | Gary, G.B. | 2 | 0 | 2 |
| 8t) | Goff, Det. | 2 | 2 | 0 |
| 8t) | Hicks, Min. | 2 | 0 | 2 |
| 8t) | Hurts, Phi. | 2 | 2 | 0 |
| 8t) | Hutchinson, Det. | 2 | 0 | 2 |
| 8t) | D. Jones, NY-G | 2 | 2 | 0 |
| 8t) | Mafe, Sea. | 2 | 0 | 2 |
| 8t) | Morrow, Phi. | 2 | 0 | 2 |
| 8t) | Payne, Was. | 2 | 0 | 2 |
| 8t) | Taylor, NY-G | 2 | 2 | 0 |
| 8t) | Tom, G.B. | 2 | 2 | 0 |
| 8t) | Witherspoon, LA-R | 2 | 0 | 2 |
| 8t) | Wylie, Was. | 2 | 2 | 0 |
| 8t) | *Young, Car. | 2 | 2 | 0 |

NFC / OFFENSIVE FUMBLE RECOVERIES

| Rank | Player, Team | Ret | Yards | Avg | Long | TD |
|------|------------------|-----|-------|------|------|----|
| 1) | Dobbs, Ariz-Min. | 7 | -3 | -0.4 | 0 | 0 |
| 2) | Purdy, S.F. | 4 | 0 | 0.0 | 0 | 0 |
| 3t) | McCloud, NY-G | 3 | 1 | 0.3 | 1 | 0 |
| 3t) | Love, G.B. | 3 | 0 | 0.0 | 0 | 0 |
| 3t) | Mayfield, T.B. | 3 | 0 | 0.0 | 0 | 0 |
| 6t) | Biadasz, Dal. | 2 | 0 | 0.0 | 0 | 0 |
| 6t) | Cousins, Min. | 2 | 0 | 0.0 | 0 | 0 |
| 6t) | Ezeudu, NY-G | 2 | 0 | 0.0 | 0 | 0 |
| 6t) | Goff, Det. | 2 | 0 | 0.0 | 0 | 0 |
| 6t) | Hurts, Phi. | 2 | 0 | 0.0 | 0 | 0 |
| 6t) | D. Jones, NY-G | 2 | 0 | 0.0 | 0 | 0 |
| 6t) | Taylor, NY-G | 2 | 0 | 0.0 | 0 | 0 |
| 6t) | Tom, G.B. | 2 | 0 | 0.0 | 0 | 0 |
| 6t) | Wylie, Was. | 2 | 0 | 0.0 | 0 | 0 |
| 6t) | *Young, Car. | 2 | 0 | 0.0 | 0 | 0 |

NFC / DEFENSIVE FUMBLE RECOVERIES

| Rank | Player, Team | Ret | Yards | Avg | Long | TD |
|------|-------------------|-----|-------|------|------|----|
| 1t) | McFadden, NY-G | 3 | 0 | 0.0 | 0 | 0 |
| 1t) | Winfield, T.B. | 3 | 0 | 0.0 | 0 | 0 |
| 3t) | Hicks, Min. | 2 | 42 | 21.0 | 42t | 1 |
| 3t) | Carter, Atl. | 2 | 19 | 9.5 | 19 | 0 |
| 3t) | Mafe, Sea. | 2 | 3 | 1.5 | 3 | 0 |
| 3t) | Adebo, N.O. | 2 | 0 | 0.0 | 0 | 0 |
| 3t) | Gary, G.B. | 2 | 0 | 0.0 | 0 | 0 |
| 3t) | Hutchinson, Det. | 2 | 0 | 0.0 | 0 | 0 |
| 3t) | Morrow, Phi. | 2 | 0 | 0.0 | 0 | 0 |
| 3t) | Payne, Was. | 2 | 0 | 0.0 | 0 | 0 |
| 3t) | Witherspoon, LA-R | 2 | 0 | 0.0 | 0 | 0 |

WEEK 12 / THROUGH SUNDAY, NOVEMBER 26, 2023**NFL / LEADING PASSERS**

| Player, Team | Att | Comp | Pct | | Avg | | Pct | | | Pct Rating | |
|------------------|-----|------|------|------|------|----|-----|------|-----|------------|--------|
| | | | Comp | Yds | Gain | TD | TD | Long | Int | Int | Points |
| Purdy, S.F. | 305 | 214 | 70.2 | 2871 | 9.41 | 19 | 6.2 | 76t | 6 | 2.0 | 112.3 |
| Prescott, Dal. | 370 | 259 | 70.0 | 2935 | 7.93 | 23 | 6.2 | 60 | 6 | 1.6 | 107.4 |
| Cousins, Min. | 311 | 216 | 69.5 | 2331 | 7.50 | 18 | 5.8 | 62t | 5 | 1.6 | 103.8 |
| Tagovailoa, Mia. | 377 | 263 | 69.8 | 3177 | 8.43 | 22 | 5.8 | 69t | 10 | 2.7 | 103.7 |
| R. Wilson, Den. | 319 | 218 | 68.3 | 2199 | 6.89 | 20 | 6.3 | 60t | 4 | 1.3 | 103.4 |
| *Stroud, Hou. | 391 | 249 | 63.7 | 3266 | 8.35 | 19 | 4.9 | 75t | 5 | 1.3 | 100.8 |
| Jackson, Bal. | 334 | 228 | 68.3 | 2618 | 7.84 | 13 | 3.9 | 80 | 5 | 1.5 | 98.4 |
| Goff, Det. | 405 | 275 | 67.9 | 3075 | 7.59 | 18 | 4.4 | 46 | 8 | 2.0 | 96.9 |
| Herbert, LA-C | 402 | 266 | 66.2 | 2826 | 7.03 | 20 | 5.0 | 60 | 6 | 1.5 | 96.9 |
| Mahomes, K.C. | 411 | 280 | 68.1 | 2917 | 7.10 | 21 | 5.1 | 54 | 9 | 2.2 | 96.3 |
| J. Allen, Buf. | 433 | 295 | 68.1 | 3214 | 7.42 | 24 | 5.5 | 81t | 13 | 3.0 | 95.8 |
| Hurts, Phi. | 358 | 242 | 67.6 | 2697 | 7.53 | 18 | 5.0 | 63t | 10 | 2.8 | 94.9 |
| Fields, Chi. | 185 | 116 | 62.7 | 1370 | 7.41 | 12 | 6.5 | 58 | 6 | 3.2 | 93.3 |
| Lawrence, Jac. | 370 | 249 | 67.3 | 2746 | 7.42 | 12 | 3.2 | 57 | 7 | 1.9 | 92.0 |
| Mayfield, T.B. | 380 | 246 | 64.7 | 2588 | 6.81 | 17 | 4.5 | 70 | 7 | 1.8 | 91.6 |
| Burrow, Cin. | 365 | 244 | 66.8 | 2309 | 6.33 | 15 | 4.1 | 64t | 6 | 1.6 | 91.0 |
| Carr, N.O. | 372 | 244 | 65.6 | 2535 | 6.81 | 10 | 2.7 | 58t | 5 | 1.3 | 88.5 |
| G. Smith, Sea. | 361 | 236 | 65.4 | 2584 | 7.16 | 12 | 3.3 | 64t | 8 | 2.2 | 88.2 |
| Love, G.B. | 372 | 225 | 60.5 | 2599 | 6.99 | 19 | 5.1 | 77 | 10 | 2.7 | 87.4 |
| Howell, Was. | 486 | 323 | 66.5 | 3339 | 6.87 | 18 | 3.7 | 51t | 13 | 2.7 | 87.3 |
| Stafford, LA-R | 342 | 208 | 60.8 | 2489 | 7.28 | 13 | 3.8 | 49 | 9 | 2.6 | 84.8 |
| Dobbs, Ariz-Min. | 362 | 230 | 63.5 | 2216 | 6.12 | 12 | 3.3 | 69 | 6 | 1.7 | 84.7 |
| D. Watson, Cle. | 171 | 105 | 61.4 | 1115 | 6.52 | 7 | 4.1 | 59 | 4 | 2.3 | 84.3 |
| Ridder, Atl. | 267 | 174 | 65.2 | 1908 | 7.15 | 7 | 2.6 | 46 | 8 | 3.0 | 82.4 |
| Minshew, Ind. | 297 | 187 | 63.0 | 1972 | 6.64 | 8 | 2.7 | 75t | 7 | 2.4 | 81.4 |
| Pickett, Pit. | 314 | 194 | 61.8 | 2000 | 6.37 | 6 | 1.9 | 72t | 4 | 1.3 | 81.2 |
| Garoppolo, L.V. | 168 | 110 | 65.5 | 1205 | 7.17 | 7 | 4.2 | 32t | 9 | 5.4 | 78.1 |
| Mac Jones, N.E. | 345 | 224 | 64.9 | 2120 | 6.14 | 10 | 2.9 | 58t | 12 | 3.5 | 77.0 |
| *O'Connell, L.V. | 178 | 113 | 63.5 | 1194 | 6.71 | 4 | 2.2 | 50 | 6 | 3.4 | 76.4 |
| *Young, Car. | 350 | 216 | 61.7 | 1877 | 5.36 | 9 | 2.6 | 48 | 8 | 2.3 | 74.9 |
| Z. Wilson, NY-J | 321 | 190 | 59.2 | 1944 | 6.06 | 6 | 1.9 | 68t | 7 | 2.2 | 73.8 |
| Tannehill, Ten. | 158 | 98 | 62.0 | 1128 | 7.14 | 2 | 1.3 | 70 | 6 | 3.8 | 71.9 |

NFL / LEADING PASSERS, RANKS

| Player, Team | Att | Comp | Pct | | Avg | | Pct | | | Pct Rating | |
|------------------|-----|------|------|-----|------|-----|-----|------|-----|------------|--------|
| | | | Comp | Yds | Gain | TD | TD | Long | Int | Int | Points |
| Purdy, S.F. | 25 | 22 | 1 | 8 | 1 | 7t | 3 | | 8t | 13 | 1 |
| Prescott, Dal. | 11t | 7 | 2 | 6 | 4 | 2 | 4 | | 8t | 8 | 2 |
| Cousins, Min. | 24 | 20t | 4 | 18 | 8 | 10t | 6 | | 4t | 7 | 3 |
| Tagovailoa, Mia. | 8 | 6 | 3 | 4 | 2 | 3 | 5 | | 27t | 22 | 4 |
| R. Wilson, Den. | 22 | 19 | 5 | 21 | 20 | 5t | 2 | | 1t | 1 | 5 |
| *Stroud, Hou. | 6 | 8t | 21 | 2 | 3 | 7t | 12 | | 4t | 3 | 6 |
| Jackson, Bal. | 20 | 16 | 6 | 12 | 5 | 16t | 18 | | 4t | 6 | 7 |
| Goff, Det. | 4 | 4 | 9 | 5 | 6 | 10t | 14 | | 20t | 14 | 8 |
| Herbert, LA-C | 5 | 5 | 14 | 9 | 18 | 5t | 11 | | 8t | 5 | 9 |
| Mahomes, K.C. | 3 | 3 | 8 | 7 | 17 | 4 | 8 | | 24t | 16 | 10 |
| J. Allen, Buf. | 2 | 2 | 7 | 3 | 9 | 1 | 7 | | 31t | 27 | 11 |
| Hurts, Phi. | 16 | 13 | 10 | 11 | 7 | 10t | 10 | | 27t | 25 | 12 |
| Fields, Chi. | 28 | 28 | 25 | 28 | 11 | 18t | 1 | | 8t | 28 | 13 |
| Lawrence, Jac. | 11t | 8t | 11 | 10 | 10 | 18t | 23 | | 16t | 12 | 14 |
| Mayfield, T.B. | 7 | 10 | 20 | 14 | 23 | 14 | 13 | | 16t | 11 | 15 |
| Burrow, Cin. | 13 | 11t | 12 | 19 | 28 | 15 | 16 | | 8t | 9 | 16 |
| Carr, N.O. | 9t | 11t | 15 | 16 | 22 | 22t | 26 | | 4t | 4 | 17 |
| G. Smith, Sea. | 15 | 14 | 17 | 15 | 14 | 18t | 21 | | 20t | 17 | 18 |
| Love, G.B. | 9t | 17 | 31 | 13 | 19 | 7t | 9 | | 27t | 24 | 19 |
| Howell, Was. | 1 | 1 | 13 | 1 | 21 | 10t | 20 | | 31t | 23 | 20 |
| Stafford, LA-R | 19 | 23 | 30 | 17 | 12 | 16t | 19 | | 24t | 21 | 21 |
| Dobbs, Ariz-Min. | 14 | 15 | 22 | 20 | 30 | 18t | 22 | | 8t | 10 | 22 |
| D. Watson, Cle. | 30 | 32 | 29 | 32 | 26 | 26t | 17 | | 1t | 19 | 23 |
| Ridder, Atl. | 27 | 27 | 18 | 26 | 15 | 26t | 27 | | 20t | 26 | 24 |
| Minshew, Ind. | 26 | 26 | 24 | 24 | 25 | 25 | 25 | | 16t | 20 | 25 |
| Pickett, Pit. | 23 | 24 | 27 | 23 | 27 | 30t | 30 | | 1t | 2 | 26 |
| Garoppolo, L.V. | 31 | 30 | 16 | 29 | 13 | 26t | 15 | | 24t | 32 | 27 |
| Mac Jones, N.E. | 18 | 18 | 19 | 22 | 29 | 22t | 24 | | 30 | 30 | 28 |
| *O'Connell, L.V. | 29 | 29 | 23 | 30 | 24 | 33 | 29 | | 8t | 29 | 29 |
| *Young, Car. | 17 | 20t | 28 | 27 | 32 | 24 | 28 | | 20t | 18 | 30 |
| Z. Wilson, NY-J | 21 | 25 | 32 | 25 | 31 | 30t | 31 | | 16t | 15 | 31 |
| Tannehill, Ten. | 33 | 33 | 26 | 31 | 16 | 37t | 32 | | 8t | 31 | 32 |

WEEK 12 / THROUGH SUNDAY, NOVEMBER 26, 2023**NFL / FOURTH-QUARTER PASSING LEADERS**

| Rank | Player, Team | Att | Comp | Comp% | Yards | YPA | TD | TD% | Int | Int% | Rating |
|------|------------------|-----|------|-------|-------|-------|----|------|-----|------|--------|
| 1) | D. Watson, Cle. | 29 | 23 | 79.3 | 322 | 11.10 | 3 | 10.3 | 0 | 0.0 | 147.4 |
| 2) | R. Wilson, Den. | 99 | 62 | 62.6 | 709 | 7.16 | 8 | 8.1 | 0 | 0.0 | 111.0 |
| 3) | *DeVito, NY-G | 37 | 25 | 67.6 | 204 | 5.51 | 3 | 8.1 | 0 | 0.0 | 108.4 |
| 4) | Goff, Det. | 105 | 79 | 75.2 | 821 | 7.82 | 4 | 3.8 | 1 | 1.0 | 106.1 |
| 5) | J. Allen, Buf. | 84 | 61 | 72.6 | 638 | 7.60 | 6 | 7.1 | 3 | 3.6 | 103.2 |
| 6) | Ridder, Atl. | 78 | 54 | 69.2 | 764 | 9.79 | 3 | 3.8 | 2 | 2.6 | 102.7 |
| 7) | Prescott, Dal. | 67 | 46 | 68.7 | 576 | 8.60 | 5 | 7.5 | 3 | 4.5 | 101.3 |
| 8) | Garoppolo, L.V. | 38 | 27 | 71.1 | 303 | 7.97 | 2 | 5.3 | 1 | 2.6 | 101.1 |
| 9) | Herbert, LA-C | 101 | 64 | 63.4 | 749 | 7.42 | 7 | 6.9 | 2 | 2.0 | 100.6 |
| 10) | *Stroud, Hou. | 102 | 61 | 59.8 | 906 | 8.88 | 7 | 6.9 | 3 | 2.9 | 99.6 |
| 11) | Purdy, S.F. | 64 | 41 | 64.1 | 575 | 8.98 | 5 | 7.8 | 3 | 4.7 | 99.4 |
| 12) | Pickett, Pit. | 69 | 47 | 68.1 | 563 | 8.16 | 2 | 2.9 | 1 | 1.4 | 96.5 |
| 13) | Murray, Ariz | 37 | 25 | 67.6 | 253 | 6.84 | 1 | 2.7 | 0 | 0.0 | 95.9 |
| 14) | G. Smith, Sea. | 86 | 57 | 66.3 | 551 | 6.41 | 4 | 4.7 | 1 | 1.2 | 94.7 |
| 15) | Cousins, Min. | 87 | 54 | 62.1 | 529 | 6.08 | 5 | 5.7 | 1 | 1.1 | 93.5 |
| 16) | Mac Jones, N.E. | 102 | 68 | 66.7 | 654 | 6.41 | 5 | 4.9 | 2 | 2.0 | 92.5 |
| 17) | Mayfield, T.B. | 126 | 81 | 64.3 | 853 | 6.77 | 5 | 4.0 | 2 | 1.6 | 90.5 |
| 18) | Hurts, Phi. | 79 | 44 | 55.7 | 588 | 7.44 | 5 | 6.3 | 2 | 2.5 | 90.1 |
| 19) | Carr, N.O. | 85 | 54 | 63.5 | 583 | 6.86 | 2 | 2.4 | 1 | 1.2 | 86.5 |
| 20) | D. Jones, NY-G | 43 | 32 | 74.4 | 271 | 6.30 | 2 | 4.7 | 2 | 4.7 | 86.5 |
| 21) | Minshew, Ind. | 76 | 44 | 57.9 | 513 | 6.75 | 3 | 3.9 | 1 | 1.3 | 86.1 |
| 22) | Taylor, NY-G | 35 | 25 | 71.4 | 200 | 5.71 | 0 | 0.0 | 0 | 0.0 | 85.4 |
| 23) | Jackson, Bal. | 50 | 33 | 66.0 | 369 | 7.38 | 2 | 4.0 | 2 | 4.0 | 84.5 |
| 24) | Howell, Was. | 153 | 93 | 60.8 | 982 | 6.42 | 7 | 4.6 | 5 | 3.3 | 81.1 |
| 25) | Tagovailoa, Mia. | 61 | 37 | 60.7 | 370 | 6.07 | 3 | 4.9 | 2 | 3.3 | 80.6 |
| 26) | Mahomes, K.C. | 88 | 51 | 58.0 | 503 | 5.72 | 2 | 2.3 | 1 | 1.1 | 77.0 |
| 27) | Lawrence, Jac. | 80 | 49 | 61.3 | 492 | 6.15 | 2 | 2.5 | 2 | 2.5 | 76.7 |
| 28) | *Young, Car. | 118 | 75 | 63.6 | 618 | 5.24 | 3 | 2.5 | 3 | 2.5 | 74.8 |
| 29) | Burrow, Cin. | 89 | 51 | 57.3 | 583 | 6.55 | 3 | 3.4 | 3 | 3.4 | 74.3 |
| 30) | Dobbs, Ariz-Min. | 129 | 74 | 57.4 | 722 | 5.60 | 4 | 3.1 | 3 | 2.3 | 73.9 |
| 31) | Tannehill, Ten. | 35 | 21 | 60.0 | 243 | 6.94 | 1 | 2.9 | 2 | 5.7 | 66.7 |
| 32) | Stafford, LA-R | 95 | 49 | 51.6 | 499 | 5.25 | 2 | 2.1 | 2 | 2.1 | 65.2 |
| 33) | Love, G.B. | 112 | 54 | 48.2 | 731 | 6.53 | 5 | 4.5 | 6 | 5.4 | 62.0 |
| 34) | Z. Wilson, NY-J | 98 | 58 | 59.2 | 659 | 6.72 | 1 | 1.0 | 5 | 5.1 | 61.6 |
| 35) | *Levis, Ten. | 50 | 22 | 44.0 | 311 | 6.22 | 2 | 4.0 | 2 | 4.0 | 61.3 |
| 36) | Fields, Chi. | 51 | 27 | 52.9 | 329 | 6.45 | 3 | 5.9 | 4 | 7.8 | 60.0 |
| 37) | Boyle, NY-J | 38 | 24 | 63.2 | 160 | 4.21 | 1 | 2.6 | 2 | 5.3 | 59.1 |
| 38) | *O'Connell, L.V. | 73 | 41 | 56.2 | 385 | 5.27 | 2 | 2.7 | 4 | 5.5 | 57.2 |
| 39) | Winston, N.O. | 33 | 19 | 57.6 | 184 | 5.58 | 1 | 3.0 | 3 | 9.1 | 45.5 |
| 40) | *Bagent, Chi. | 41 | 23 | 56.1 | 190 | 4.63 | 0 | 0.0 | 4 | 9.8 | 28.6 |
| 41) | P. Walker, Cle. | 48 | 20 | 41.7 | 197 | 4.10 | 0 | 0.0 | 3 | 6.3 | 27.9 |
| 42) | Zappe, N.E. | 28 | 11 | 39.3 | 102 | 3.64 | 0 | 0.0 | 2 | 7.1 | 20.2 |

NFL / THIRD-DOWN PASSING LEADERS

| Rank | Player, Team | Att | Comp | Comp% | Yards | YPA | TD | TD% | Int | Int% | Rating |
|------|------------------|-----|------|-------|-------|------|----|------|-----|------|--------|
| 1) | Prescott, Dal. | 94 | 68 | 72.3 | 900 | 9.57 | 7 | 7.4 | 2 | 2.1 | 118.2 |
| 2) | Cousins, Min. | 84 | 55 | 65.5 | 726 | 8.64 | 6 | 7.1 | 1 | 1.2 | 111.5 |
| 3) | Mahomes, K.C. | 103 | 65 | 63.1 | 823 | 7.99 | 11 | 10.7 | 3 | 2.9 | 111.4 |
| 4) | Stafford, LA-R | 86 | 55 | 64.0 | 615 | 7.15 | 8 | 9.3 | 1 | 1.2 | 111.3 |
| 5) | R. Wilson, Den. | 76 | 53 | 69.7 | 621 | 8.17 | 5 | 6.6 | 1 | 1.3 | 110.7 |
| 6) | *Stroud, Hou. | 122 | 76 | 62.3 | 1027 | 8.42 | 8 | 6.6 | 1 | 0.8 | 107.5 |
| 7) | Jackson, Bal. | 85 | 49 | 57.6 | 646 | 7.60 | 8 | 9.4 | 2 | 2.4 | 103.4 |
| 8) | Hurts, Phi. | 78 | 55 | 70.5 | 663 | 8.50 | 5 | 6.4 | 3 | 3.8 | 101.6 |
| 9) | Burrow, Cin. | 90 | 61 | 67.8 | 550 | 6.11 | 5 | 5.6 | 1 | 1.1 | 97.9 |
| 10) | Goff, Det. | 102 | 69 | 67.6 | 779 | 7.64 | 6 | 5.9 | 3 | 2.9 | 97.6 |
| 11) | Mayfield, T.B. | 107 | 69 | 64.5 | 793 | 7.41 | 6 | 5.6 | 2 | 1.9 | 97.6 |
| 12) | Dobbs, Ariz-Min. | 103 | 63 | 61.2 | 677 | 6.57 | 5 | 4.9 | 0 | 0.0 | 96.6 |
| 13) | Lawrence, Jac. | 91 | 60 | 65.9 | 624 | 6.86 | 6 | 6.6 | 3 | 3.3 | 93.8 |
| 14) | Tagovailoa, Mia. | 98 | 62 | 63.3 | 868 | 8.86 | 8 | 8.2 | 6 | 6.1 | 93.4 |
| 15) | Herbert, LA-C | 106 | 60 | 56.6 | 767 | 7.24 | 8 | 7.5 | 3 | 2.8 | 92.8 |
| 16) | *Young, Car. | 88 | 55 | 62.5 | 496 | 5.64 | 4 | 4.5 | 1 | 1.1 | 88.1 |
| 17) | Purdy, S.F. | 70 | 42 | 60.0 | 528 | 7.54 | 2 | 2.9 | 1 | 1.4 | 87.1 |
| 18) | Minshew, Ind. | 80 | 48 | 60.0 | 607 | 7.59 | 2 | 2.5 | 2 | 2.5 | 81.6 |
| 19) | J. Allen, Buf. | 101 | 60 | 59.4 | 666 | 6.59 | 7 | 6.9 | 5 | 5.0 | 81.5 |
| 20) | Howell, Was. | 106 | 68 | 64.2 | 820 | 7.74 | 3 | 2.8 | 4 | 3.8 | 81.5 |
| 21) | Love, G.B. | 108 | 62 | 57.4 | 712 | 6.59 | 6 | 5.6 | 4 | 3.7 | 80.5 |
| 22) | Ridder, Atl. | 72 | 46 | 63.9 | 551 | 7.65 | 2 | 2.8 | 3 | 4.2 | 79.1 |
| 23) | D. Watson, Cle. | 54 | 32 | 59.3 | 332 | 6.15 | 1 | 1.9 | 1 | 1.9 | 75.5 |
| 24) | Carr, N.O. | 108 | 59 | 54.6 | 702 | 6.50 | 5 | 4.6 | 4 | 3.7 | 74.7 |
| 25) | Pickett, Pit. | 108 | 57 | 52.8 | 831 | 7.69 | 1 | 0.9 | 2 | 1.9 | 73.5 |
| 26) | Z. Wilson, NY-J | 80 | 44 | 55.0 | 440 | 5.50 | 1 | 1.3 | 1 | 1.3 | 69.8 |
| 27) | Mac Jones, N.E. | 94 | 50 | 53.2 | 561 | 5.97 | 1 | 1.1 | 3 | 3.2 | 61.5 |
| 28) | G. Smith, Sea. | 99 | 53 | 53.5 | 551 | 5.57 | 2 | 2.0 | 4 | 4.0 | 59.8 |

WEEK 12 / THROUGH SUNDAY, NOVEMBER 26, 2023**NFL / LEADING RUSHERS**

| Rank | Player, Team | Att | Yards | Avg | Long | TD |
|------|-----------------------|-----|-------|------|------|----|
| 1) | McCaffrey, S.F. | 193 | 939 | 4.9 | 65t | 11 |
| 2) | Mostert, Mia. | 151 | 785 | 5.2 | 49 | 13 |
| 3) | Jacobs, L.V. | 220 | 771 | 3.5 | 63t | 6 |
| 4) | Swift, Phi. | 161 | 770 | 4.8 | 43 | 4 |
| 5) | Henry, Ten. | 176 | 739 | 4.2 | 63 | 6 |
| 6) | Cook, Buf. | 153 | 731 | 4.8 | 42 | 1 |
| 7) | Etienne, Jac. | 194 | 726 | 3.7 | 35t | 7 |
| 8) | *Robinson, Atl. | 141 | 703 | 5.0 | 38 | 3 |
| 9) | S. Barkley, NY-G | 165 | 697 | 4.2 | 36 | 1 |
| 10) | Moss, Ind. | 141 | 672 | 4.8 | 56t | 5 |
| 11t) | Pacheco, K.C. | 158 | 669 | 4.2 | 48t | 5 |
| 11t) | Pollard, Dal. | 160 | 669 | 4.2 | 31 | 4 |
| 13) | Montgomery, Det. | 133 | 648 | 4.9 | 75t | 9 |
| 14) | J. Ford, Cle. | 145 | 628 | 4.3 | 69t | 3 |
| 15) | Mixon, Cin. | 161 | 621 | 3.9 | 22 | 4 |
| 16) | Walker, Sea. | 149 | 613 | 4.1 | 45 | 6 |
| 17) | Robinson, Was. | 153 | 611 | 4.0 | 29 | 5 |
| 18) | K. Williams, LA-R | 113 | 599 | 5.3 | 56 | 6 |
| 19) | Harris, Pit. | 143 | 598 | 4.2 | 25 | 4 |
| 20) | Edwards, Bal. | 141 | 590 | 4.2 | 42 | 10 |
| 21) | Stevenson, N.E. | 147 | 580 | 3.9 | 64t | 4 |
| 22) | Jackson, Bal. (QB) | 112 | 574 | 5.1 | 26 | 5 |
| 23) | Bre. Hall, NY-J | 124 | 569 | 4.6 | 83 | 2 |
| 24) | *Gibbs, Det. | 109 | 566 | 5.2 | 35 | 5 |
| 25) | R. White, T.B. | 156 | 559 | 3.6 | 38 | 4 |
| 26t) | Mattison, Min. | 148 | 542 | 3.7 | 19 | 0 |
| 26t) | Warren, Pit. | 93 | 542 | 5.8 | 74t | 3 |
| 28) | J. Williams, Den. | 140 | 538 | 3.8 | 21 | 0 |
| 29) | Conner, Ariz | 104 | 526 | 5.1 | 35 | 2 |
| 30) | Singletary, Hou. | 120 | 489 | 4.1 | 22 | 2 |
| 31) | Allgeier, Atl. | 135 | 466 | 3.5 | 22 | 3 |
| 32) | *Achane, Mia. | 39 | 461 | 11.8 | 76t | 5 |
| 33) | Kamara, N.O. | 119 | 457 | 3.8 | 17 | 2 |
| 34) | Hubbard, Car. | 118 | 453 | 3.8 | 21 | 2 |
| 35) | Dillon, G.B. | 131 | 448 | 3.4 | 40 | 1 |
| 36) | Ekeler, LA-C | 112 | 428 | 3.8 | 55 | 4 |
| 37) | Taylor, Ind. | 100 | 414 | 4.1 | 42 | 4 |
| 38) | Hurts, Phi. (QB) | 114 | 410 | 3.6 | 24 | 11 |
| 39) | Dobbs, Ariz-Min. (QB) | 70 | 389 | 5.6 | 44 | 6 |
| 40) | Foreman, Chi. | 92 | 381 | 4.1 | 22 | 4 |
| 41) | Elliott, N.E. | 95 | 377 | 4.0 | 17 | 2 |
| 42) | Kelley, LA-C | 88 | 360 | 4.1 | 49t | 2 |
| 43) | J. Allen, Buf. (QB) | 62 | 342 | 5.5 | 23 | 9 |
| 44t) | Fields, Chi. (QB) | 65 | 341 | 5.2 | 29 | 1 |
| 44t) | Pierce, Hou. | 114 | 341 | 3.0 | 16 | 1 |
| 46) | *Charbonnet, Sea. | 67 | 308 | 4.6 | 21 | 0 |
| 47) | Herbert, Chi. | 67 | 307 | 4.6 | 34 | 0 |
| 48) | Mahomes, K.C. (QB) | 53 | 305 | 5.8 | 25 | 0 |
| 49) | Sanders, Car. | 97 | 302 | 3.1 | 15 | 1 |
| 50) | Freeman, LA-R | 63 | 292 | 4.6 | 23t | 2 |

WEEK 12 / THROUGH SUNDAY, NOVEMBER 26, 2023**NFL / THIRD-AND-ONE RUSHING LEADERS**

| Rank | Player, Team | Att | FD | Pct |
|------|-------------------|-----|----|-------|
| 1t) | R. Wilson, Den. | 10 | 10 | 100.0 |
| 1t) | K. Williams, LA-R | 8 | 8 | 100.0 |
| 1t) | J. Allen, Buf. | 7 | 7 | 100.0 |
| 1t) | *Charbonnet, Sea. | 4 | 4 | 100.0 |
| 1t) | Cousins, Min. | 3 | 3 | 100.0 |
| 1t) | Elliott, N.E. | 3 | 3 | 100.0 |
| 1t) | Harris, Buf. | 3 | 3 | 100.0 |
| 1t) | Henry, Ten. | 3 | 3 | 100.0 |
| 1t) | Hill, Bal. | 3 | 3 | 100.0 |
| 1t) | D. Jones, NY-G | 3 | 3 | 100.0 |
| 1t) | Mattison, Min. | 3 | 3 | 100.0 |
| 1t) | McKinnon, K.C. | 3 | 3 | 100.0 |
| 1t) | Prescott, Dal. | 3 | 3 | 100.0 |
| 1t) | Warren, Pit. | 3 | 3 | 100.0 |
| 15) | Hurts, Phi. | 11 | 10 | 90.9 |
| 16) | McCaffrey, S.F. | 10 | 9 | 90.0 |
| 17) | Stevenson, N.E. | 7 | 6 | 85.7 |
| 18t) | Moss, Ind. | 10 | 8 | 80.0 |
| 18t) | S. Barkley, NY-G | 5 | 4 | 80.0 |
| 18t) | Fields, Chi. | 5 | 4 | 80.0 |
| 18t) | *Stroud, Hou. | 5 | 4 | 80.0 |
| 22t) | *Bigsby, Jac. | 4 | 3 | 75.0 |
| 22t) | Harris, Pit. | 4 | 3 | 75.0 |
| 22t) | Hunt, Cle. | 4 | 3 | 75.0 |
| 22t) | Jackson, Bal. | 4 | 3 | 75.0 |
| 22t) | A. Jones, G.B. | 4 | 3 | 75.0 |
| 22t) | J. Williams, Den. | 4 | 3 | 75.0 |
| 28t) | Edwards, Bal. | 7 | 5 | 71.4 |
| 28t) | Montgomery, Det. | 7 | 5 | 71.4 |
| 28t) | Pacheco, K.C. | 7 | 5 | 71.4 |
| 28t) | Pickett, Pit. | 7 | 5 | 71.4 |
| 32t) | Pollard, Dal. | 9 | 6 | 66.7 |
| 32t) | Allgeier, Atl. | 6 | 4 | 66.7 |
| 32t) | Murray, Buf. | 6 | 4 | 66.7 |
| 32t) | Taylor, Ind. | 6 | 4 | 66.7 |
| 36t) | Dobbs, Ariz-Min. | 8 | 5 | 62.5 |
| 36t) | Hubbard, Car. | 8 | 5 | 62.5 |
| 38t) | Mac Jones, N.E. | 5 | 3 | 60.0 |
| 38t) | Robinson, Was. | 5 | 3 | 60.0 |
| 40) | Ekeler, LA-C | 9 | 5 | 55.6 |
| 41t) | Dillon, G.B. | 8 | 4 | 50.0 |
| 41t) | Etienne, Jac. | 8 | 4 | 50.0 |
| 41t) | Jacobs, L.V. | 8 | 4 | 50.0 |
| 41t) | R. White, T.B. | 6 | 3 | 50.0 |
| 45) | Mixon, Cin. | 7 | 3 | 42.9 |

WEEK 12 / THROUGH SUNDAY, NOVEMBER 26, 2023**NFL / LEADERS IN RECEPTIONS**

| Rank | Player, Team | Rec | Yards | Avg | Long | TD |
|------|----------------------|-----|-------|------|------|----|
| 1) | K. Allen, LA-C | 97 | 1117 | 11.5 | 42 | 7 |
| 2) | T. Hill, Mia. | 88 | 1324 | 15.0 | 69t | 10 |
| 3) | Diggs, Buf. | 83 | 969 | 11.7 | 55t | 8 |
| 4) | St. Brown, Det. | 82 | 993 | 12.1 | 46 | 5 |
| 5) | Lamb, Dal. | 78 | 1066 | 13.7 | 49 | 6 |
| 6) | Thielen, Car. | 77 | 728 | 9.5 | 31 | 4 |
| 7) | Pittman, Ind. | 76 | 784 | 10.3 | 75t | 3 |
| 8t) | Chase, Cin. | 75 | 914 | 12.2 | 64t | 6 |
| 8t) | Hockenson, Min. (TE) | 75 | 736 | 9.8 | 29 | 4 |
| 10t) | A. Brown, Phi. | 73 | 1050 | 14.4 | 59t | 7 |
| 10t) | *Nacua, LA-R | 73 | 924 | 12.7 | 37 | 3 |
| 12) | Kelce, K.C. (TE) | 70 | 732 | 10.5 | 53 | 5 |
| 13) | Adams, L.V. | 69 | 814 | 11.8 | 46t | 4 |
| 14t) | G. Wilson, NY-J | 64 | 695 | 10.9 | 68t | 3 |
| 14t) | Engram, Jac. (TE) | 64 | 524 | 8.2 | 34 | 0 |
| 16) | Olave, N.O. | 63 | 771 | 12.2 | 51 | 3 |
| 17) | McLaurin, Was. | 60 | 694 | 11.6 | 36 | 2 |
| 18) | Moore, Chi. | 59 | 889 | 15.1 | 58 | 6 |
| 19) | *Flowers, Bal. | 58 | 613 | 10.6 | 52 | 2 |
| 20t) | Kirk, Jac. | 56 | 761 | 13.6 | 57 | 3 |
| 20t) | *Kincaid, Buf. (TE) | 56 | 474 | 8.5 | 22t | 2 |
| 22t) | D. Smith, Phi. | 55 | 738 | 13.4 | 63t | 5 |
| 22t) | *LaPorta, Det. (TE) | 55 | 539 | 9.8 | 45t | 5 |
| 24t) | Evans, T.B. | 54 | 850 | 15.7 | 70 | 9 |
| 24t) | Lockett, Sea. | 54 | 575 | 10.6 | 36 | 4 |
| 24t) | Kamara, N.O. (RB) | 54 | 355 | 6.6 | 25 | 1 |
| 27) | Godwin, T.B. | 53 | 606 | 11.4 | 42 | 1 |
| 28t) | Waddle, Mia. | 52 | 691 | 13.3 | 35 | 3 |
| 28t) | Meyers, L.V. | 52 | 591 | 11.4 | 33 | 6 |
| 30t) | Brown, Ariz | 51 | 574 | 11.3 | 41 | 4 |
| 30t) | Njoku, Cle. (TE) | 51 | 492 | 9.6 | 41 | 2 |
| 32t) | N. Collins, Hou. | 50 | 800 | 16.0 | 52t | 5 |
| 32t) | Boyd, Cin. | 50 | 462 | 9.2 | 64 | 2 |
| 34) | Kmet, Chi. (TE) | 49 | 439 | 9.0 | 23 | 5 |
| 35t) | *Addison, Min. | 48 | 647 | 13.5 | 62t | 7 |
| 35t) | *Downs, Ind. | 48 | 566 | 11.8 | 59t | 2 |
| 35t) | Sutton, Den. | 48 | 560 | 11.7 | 33 | 8 |
| 35t) | McBride, Ariz (TE) | 48 | 521 | 10.9 | 33 | 1 |
| 35t) | McCaffrey, S.F. (RB) | 48 | 389 | 8.1 | 35t | 5 |
| 40t) | Cooper, Cle. | 47 | 765 | 16.3 | 59 | 2 |
| 40t) | *Dell, Hou. | 47 | 709 | 15.1 | 68t | 7 |
| 40t) | Ridley, Jac. | 47 | 663 | 14.1 | 45 | 5 |
| 40t) | Samuel, Was. | 47 | 443 | 9.4 | 37 | 2 |
| 44) | Kittle, S.F. (TE) | 46 | 667 | 14.5 | 66t | 5 |
| 45t) | Aiyuk, S.F. | 45 | 881 | 19.6 | 76t | 5 |
| 45t) | Hopkins, Ten. | 45 | 699 | 15.5 | 61t | 4 |
| 45t) | D. London, Atl. | 45 | 565 | 12.6 | 32 | 2 |
| 45t) | Andrews, Bal. (TE) | 45 | 544 | 12.1 | 38 | 6 |
| 45t) | Thomas, Was. (TE) | 45 | 424 | 9.4 | 29 | 3 |
| 50) | *Rice, K.C. | 44 | 527 | 12.0 | 39t | 5 |

WEEK 12 / THROUGH SUNDAY, NOVEMBER 26, 2023**NFL / RECEIVING YARDAGE LEADERS**

| Rank | Player, Team | Yards | Rec | Avg | Long | TD |
|------|----------------------|-------|-----|------|------|----|
| 1) | T. Hill, Mia. | 1324 | 88 | 15.0 | 69t | 10 |
| 2) | K. Allen, LA-C | 1117 | 97 | 11.5 | 42 | 7 |
| 3) | Lamb, Dal. | 1066 | 78 | 13.7 | 49 | 6 |
| 4) | A. Brown, Phi. | 1050 | 73 | 14.4 | 59t | 7 |
| 5) | St. Brown, Det. | 993 | 82 | 12.1 | 46 | 5 |
| 6) | Diggs, Buf. | 969 | 83 | 11.7 | 55t | 8 |
| 7) | *Nacua, LA-R | 924 | 73 | 12.7 | 37 | 3 |
| 8) | Chase, Cin. | 914 | 75 | 12.2 | 64t | 6 |
| 9) | Moore, Chi. | 889 | 59 | 15.1 | 58 | 6 |
| 10) | Aiyuk, S.F. | 881 | 45 | 19.6 | 76t | 5 |
| 11) | Evans, T.B. | 850 | 54 | 15.7 | 70 | 9 |
| 12) | Adams, L.V. | 814 | 69 | 11.8 | 46t | 4 |
| 13) | N. Collins, Hou. | 800 | 50 | 16.0 | 52t | 5 |
| 14) | Pittman, Ind. | 784 | 76 | 10.3 | 75t | 3 |
| 15) | Olave, N.O. | 771 | 63 | 12.2 | 51 | 3 |
| 16) | Cooper, Cle. | 765 | 47 | 16.3 | 59 | 2 |
| 17) | Kirk, Jac. | 761 | 56 | 13.6 | 57 | 3 |
| 18) | D. Smith, Phi. | 738 | 55 | 13.4 | 63t | 5 |
| 19) | Hockenson, Min. (TE) | 736 | 75 | 9.8 | 29 | 4 |
| 20) | Kelce, K.C. (TE) | 732 | 70 | 10.5 | 53 | 5 |
| 21) | Thielen, Car. | 728 | 77 | 9.5 | 31 | 4 |
| 22) | *Dell, Hou. | 709 | 47 | 15.1 | 68t | 7 |
| 23) | Hopkins, Ten. | 699 | 45 | 15.5 | 61t | 4 |
| 24) | G. Wilson, NY-J | 695 | 64 | 10.9 | 68t | 3 |
| 25) | McLaurin, Was. | 694 | 60 | 11.6 | 36 | 2 |
| 26) | Waddle, Mia. | 691 | 52 | 13.3 | 35 | 3 |
| 27) | Metcalfe, Sea. | 678 | 43 | 15.8 | 53 | 3 |
| 28) | Kittle, S.F. (TE) | 667 | 46 | 14.5 | 66t | 5 |
| 29) | Ridley, Jac. | 663 | 47 | 14.1 | 45 | 5 |
| 30) | Pickens, Pit. | 662 | 40 | 16.6 | 71t | 3 |
| 31) | *Addison, Min. | 647 | 48 | 13.5 | 62t | 7 |
| 32) | *Flowers, Bal. | 613 | 58 | 10.6 | 52 | 2 |
| 33) | Godwin, T.B. | 606 | 53 | 11.4 | 42 | 1 |
| 34) | Davis, Buf. | 595 | 39 | 15.3 | 40 | 6 |
| 35) | Meyers, L.V. | 591 | 52 | 11.4 | 33 | 6 |
| 36) | Lockett, Sea. | 575 | 54 | 10.6 | 36 | 4 |
| 37) | Brown, Ariz | 574 | 51 | 11.3 | 41 | 4 |
| 38) | Jefferson, Min. | 571 | 36 | 15.9 | 52t | 3 |
| 39) | *Downs, Ind. | 566 | 48 | 11.8 | 59t | 2 |
| 40) | D. London, Atl. | 565 | 45 | 12.6 | 32 | 2 |
| 41) | Sutton, Den. | 560 | 48 | 11.7 | 33 | 8 |
| 42) | Andrews, Bal. (TE) | 544 | 45 | 12.1 | 38 | 6 |
| 43) | *LaPorta, Det. (TE) | 539 | 55 | 9.8 | 45t | 5 |
| 44) | Shaheed, N.O. | 534 | 33 | 16.2 | 58t | 3 |
| 45) | *Rice, K.C. | 527 | 44 | 12.0 | 39t | 5 |
| 46) | Ingram, Jac. (TE) | 524 | 64 | 8.2 | 34 | 0 |
| 47) | McBride, Ariz (TE) | 521 | 48 | 10.9 | 33 | 1 |
| 48) | *Reed, G.B. | 497 | 36 | 13.8 | 46 | 5 |
| 49) | Njoku, Cle. (TE) | 492 | 51 | 9.6 | 41 | 2 |
| 50t) | *Kincaid, Buf. (TE) | 474 | 56 | 8.5 | 22t | 2 |
| 50t) | Samuel, S.F. | 474 | 34 | 13.9 | 42 | 1 |

WEEK 12 / THROUGH SUNDAY, NOVEMBER 26, 2023**NFL / THIRD-DOWN RECEIVING LEADERS**

| Rank | Player, Team | Rec | Yards | Avg | Long | TD |
|------|------------------------|-----|-------|------|------|----|
| 1) | K. Allen, LA-C | 26 | 305 | 11.7 | 28 | 3 |
| 2) | Thielen, Car. | 25 | 262 | 10.5 | 25 | 0 |
| 3t) | Hockenson, Min. (TE) | 23 | 267 | 11.6 | 29 | 1 |
| 3t) | St. Brown, Det. | 23 | 233 | 10.1 | 33 | 3 |
| 5t) | Lamb, Dal. | 22 | 353 | 16.0 | 49 | 3 |
| 5t) | *Nacua, LA-R | 22 | 285 | 13.0 | 36 | 3 |
| 7t) | N. Collins, Hou. | 20 | 369 | 18.5 | 52t | 3 |
| 7t) | T. Hill, Mia. | 20 | 363 | 18.2 | 69t | 4 |
| 7t) | A. Brown, Phi. | 20 | 283 | 14.2 | 38 | 1 |
| 7t) | Diggs, Buf. | 20 | 202 | 10.1 | 30 | 3 |
| 11) | Godwin, T.B. | 19 | 265 | 13.9 | 42 | 0 |
| 12t) | Moore, Chi. | 18 | 331 | 18.4 | 58 | 4 |
| 12t) | Pittman, Ind. | 18 | 146 | 8.1 | 16 | 0 |
| 14t) | Olave, N.O. | 17 | 233 | 13.7 | 45 | 1 |
| 14t) | Brown, Ariz | 17 | 212 | 12.5 | 36 | 2 |
| 14t) | Meyers, L.V. | 17 | 195 | 11.5 | 33 | 2 |
| 17t) | *Addison, Min. | 16 | 312 | 19.5 | 62t | 4 |
| 17t) | Njoku, Cle. (TE) | 16 | 135 | 8.4 | 15 | 1 |
| 19t) | *Downs, Ind. | 15 | 283 | 18.9 | 59t | 1 |
| 19t) | Kirk, Jac. | 15 | 257 | 17.1 | 57 | 1 |
| 19t) | Evans, T.B. | 15 | 241 | 16.1 | 43 | 3 |
| 19t) | Sutton, Den. | 15 | 215 | 14.3 | 33 | 3 |
| 19t) | Conklin, NY-J (TE) | 15 | 177 | 11.8 | 37 | 0 |
| 19t) | Woods, Hou. | 15 | 136 | 9.1 | 19 | 1 |
| 19t) | Warren, Pit. (RB) | 15 | 135 | 9.0 | 30 | 0 |
| 19t) | Chase, Cin. | 15 | 127 | 8.5 | 13 | 1 |
| 27t) | D. London, Atl. | 14 | 187 | 13.4 | 29 | 1 |
| 27t) | Schultz, Hou. (TE) | 14 | 176 | 12.6 | 26 | 2 |
| 27t) | Boyd, Cin. | 14 | 121 | 8.6 | 19 | 0 |
| 27t) | Engram, Jac. (TE) | 14 | 89 | 6.4 | 13 | 0 |
| 31t) | Cooper, Cle. | 13 | 216 | 16.6 | 49 | 0 |
| 31t) | *Smith-Njigba, Sea. | 13 | 172 | 13.2 | 34 | 0 |
| 31t) | Adams, L.V. | 13 | 171 | 13.2 | 33 | 1 |
| 31t) | Ridley, Jac. | 13 | 156 | 12.0 | 32 | 3 |
| 31t) | *LaPorta, Det. (TE) | 13 | 145 | 11.2 | 35 | 1 |
| 31t) | Doubs, G.B. | 13 | 129 | 9.9 | 17 | 3 |
| 31t) | Lockett, Sea. | 13 | 127 | 9.8 | 23 | 2 |
| 31t) | *Spears, Ten. (RB) | 13 | 123 | 9.5 | 48 | 0 |
| 31t) | G. Wilson, NY-J | 13 | 107 | 8.2 | 14 | 0 |
| 31t) | *Robinson, Atl. (RB) | 13 | 97 | 7.5 | 22 | 1 |
| 31t) | Kamara, N.O. (RB) | 13 | 91 | 7.0 | 17 | 0 |
| 42t) | *Dell, Hou. | 12 | 210 | 17.5 | 68t | 1 |
| 42t) | Ferguson, Dal. (TE) | 12 | 163 | 13.6 | 40 | 1 |
| 42t) | Hopkins, Ten. | 12 | 159 | 13.3 | 38 | 0 |
| 42t) | Pitts, Atl. (TE) | 12 | 153 | 12.8 | 27 | 0 |
| 42t) | D. Smith, Phi. | 12 | 138 | 11.5 | 63t | 1 |
| 42t) | Kelce, K.C. (TE) | 12 | 136 | 11.3 | 28 | 3 |
| 42t) | Thomas, Was. (TE) | 12 | 107 | 8.9 | 17 | 1 |
| 42t) | Okonkwo, Ten. (TE) | 12 | 69 | 5.8 | 15 | 0 |
| 50t) | Waddle, Mia. | 11 | 194 | 17.6 | 32 | 1 |
| 50t) | McLaurin, Was. | 11 | 176 | 16.0 | 31 | 0 |
| 50t) | *Douglas, N.E. | 11 | 163 | 14.8 | 42 | 0 |
| 50t) | *Reed, G.B. | 11 | 152 | 13.8 | 35t | 1 |
| 50t) | *Flowers, Bal. | 11 | 134 | 12.2 | 29 | 0 |
| 50t) | Moore, Cle. | 11 | 134 | 12.2 | 30 | 0 |
| 50t) | *Rice, K.C. | 11 | 134 | 12.2 | 39t | 3 |
| 50t) | Berrios, Mia. | 11 | 124 | 11.3 | 22 | 1 |
| 50t) | Jeudy, Den. | 11 | 118 | 10.7 | 25 | 0 |
| 50t) | *Musgrave, G.B. (TE) | 11 | 116 | 10.5 | 36 | 0 |
| 50t) | Waller, NY-G (TE) | 11 | 111 | 10.1 | 21 | 1 |
| 50t) | *Kincaid, Buf. (TE) | 11 | 103 | 9.4 | 22t | 1 |
| 50t) | McKinnon, K.C. (RB) | 11 | 97 | 8.8 | 17t | 1 |
| 50t) | Kmet, Chi. (TE) | 11 | 90 | 8.2 | 13 | 0 |
| 50t) | Gibson, Was. (RB) | 11 | 89 | 8.1 | 12 | 0 |
| 50t) | W. Robinson, NY-G | 11 | 84 | 7.6 | 12 | 0 |
| 50t) | R. White, T.B. (RB) | 11 | 78 | 7.1 | 11 | 0 |
| 50t) | Carter, NY-J-Ariz (RB) | 11 | 46 | 4.2 | 10 | 0 |

WEEK 12 / THROUGH SUNDAY, NOVEMBER 26, 2023**NFL / LEADING SCORERS, NONKICKERS**

| Rank | Player, Team | TD | Rush | Rec | Ret | X2 | Pts |
|------|------------------------|----|------|-----|-----|----|-----|
| 1) | McCaffrey, S.F. (RB) | 16 | 11 | 5 | 0 | 0 | 96 |
| 2) | Mostert, Mia. (RB) | 15 | 13 | 2 | 0 | 0 | 90 |
| 3) | Hurts, Phi. (QB) | 11 | 11 | 0 | 0 | 0 | 66 |
| 4) | Edwards, Bal. (RB) | 10 | 10 | 0 | 0 | 1 | 62 |
| 5) | T. Hill, Mia. (WR) | 10 | 0 | 10 | 0 | 0 | 60 |
| 6) | Montgomery, Det. (RB) | 9 | 9 | 0 | 0 | 1 | 56 |
| 7t) | J. Allen, Buf. (QB) | 9 | 9 | 0 | 0 | 0 | 54 |
| 7t) | Evans, T.B. (WR) | 9 | 0 | 9 | 0 | 0 | 54 |
| 7t) | K. Williams, LA-R (RB) | 9 | 6 | 3 | 0 | 0 | 54 |
| 10) | Etienne, Jac. (RB) | 8 | 7 | 1 | 0 | 2 | 52 |
| 11t) | Diggs, Buf. (WR) | 8 | 0 | 8 | 0 | 1 | 50 |
| 11t) | Robinson, Was. (RB) | 8 | 5 | 3 | 0 | 1 | 50 |
| 13) | Sutton, Den. (WR) | 8 | 0 | 8 | 0 | 0 | 48 |
| 14) | Lamb, Dal. (WR) | 7 | 1 | 6 | 0 | 1 | 44 |
| 15t) | *Achane, Mia. (RB) | 7 | 5 | 2 | 0 | 0 | 42 |
| 15t) | *Addison, Min. (WR) | 7 | 0 | 7 | 0 | 0 | 42 |
| 15t) | K. Allen, LA-C (WR) | 7 | 0 | 7 | 0 | 0 | 42 |
| 15t) | A. Brown, Phi. (WR) | 7 | 0 | 7 | 0 | 0 | 42 |
| 15t) | *Dell, Hou. (WR) | 7 | 0 | 7 | 0 | 0 | 42 |
| 15t) | Doubs, G.B. (WR) | 7 | 0 | 7 | 0 | 0 | 42 |
| 15t) | Meyers, L.V. (WR) | 7 | 1 | 6 | 0 | 0 | 42 |
| 15t) | Walker, Sea. (RB) | 7 | 6 | 1 | 0 | 0 | 42 |
| 23) | Dobbs, Ariz-Min. (QB) | 6 | 6 | 0 | 0 | 2 | 40 |
| 24t) | Davis, Buf. (WR) | 6 | 0 | 6 | 0 | 1 | 38 |
| 24t) | Moss, Ind. (RB) | 6 | 5 | 1 | 0 | 1 | 38 |
| 24t) | *Reed, G.B. (WR) | 6 | 1 | 5 | 0 | 1 | 38 |
| 27t) | Andrews, Bal. (TE) | 6 | 0 | 6 | 0 | 0 | 36 |
| 27t) | Chase, Cin. (WR) | 6 | 0 | 6 | 0 | 0 | 36 |
| 27t) | Henry, Ten. (RB) | 6 | 6 | 0 | 0 | 0 | 36 |
| 27t) | Hunt, Cle. (RB) | 6 | 6 | 0 | 0 | 0 | 36 |
| 27t) | Jacobs, L.V. (RB) | 6 | 6 | 0 | 0 | 0 | 36 |
| 27t) | Moore, Chi. (WR) | 6 | 0 | 6 | 0 | 0 | 36 |
| 27t) | Pacheco, K.C. (RB) | 6 | 5 | 1 | 0 | 0 | 36 |
| 27t) | *Robinson, Atl. (RB) | 6 | 3 | 3 | 0 | 0 | 36 |
| 35) | *LaPorta, Det. (TE) | 5 | 0 | 5 | 0 | 2 | 34 |
| 36t) | J. Ford, Cle. (RB) | 5 | 3 | 2 | 0 | 1 | 32 |
| 36t) | Ridley, Jac. (WR) | 5 | 0 | 5 | 0 | 1 | 32 |
| 38t) | Aiyuk, S.F. (WR) | 5 | 0 | 5 | 0 | 0 | 30 |
| 38t) | S. Barkley, NY-G (RB) | 5 | 1 | 4 | 0 | 0 | 30 |
| 38t) | Bland, Dal. (DB) | 5 | 0 | 0 | 5 | 0 | 30 |
| 38t) | N. Collins, Hou. (WR) | 5 | 0 | 5 | 0 | 0 | 30 |
| 38t) | Ekeler, LA-C (RB) | 5 | 4 | 1 | 0 | 0 | 30 |
| 38t) | Foreman, Chi. (RB) | 5 | 4 | 1 | 0 | 0 | 30 |
| 38t) | *Gibbs, Det. (RB) | 5 | 5 | 0 | 0 | 0 | 30 |
| 38t) | Jackson, Bal. (QB) | 5 | 5 | 0 | 0 | 0 | 30 |
| 38t) | Kelce, K.C. (TE) | 5 | 0 | 5 | 0 | 0 | 30 |
| 38t) | Kittle, S.F. (TE) | 5 | 0 | 5 | 0 | 0 | 30 |
| 38t) | Kmet, Chi. (TE) | 5 | 0 | 5 | 0 | 0 | 30 |
| 38t) | Mixon, Cin. (RB) | 5 | 4 | 1 | 0 | 0 | 30 |
| 38t) | *Rice, K.C. (WR) | 5 | 0 | 5 | 0 | 0 | 30 |
| 38t) | Schultz, Hou. (TE) | 5 | 0 | 5 | 0 | 0 | 30 |
| 38t) | D. Smith, Phi. (WR) | 5 | 0 | 5 | 0 | 0 | 30 |
| 38t) | St. Brown, Det. (WR) | 5 | 0 | 5 | 0 | 0 | 30 |
| 38t) | Swift, Phi. (RB) | 5 | 4 | 1 | 0 | 0 | 30 |
| 38t) | Taylor, Ind. (RB) | 5 | 4 | 1 | 0 | 0 | 30 |
| 38t) | R. White, T.B. (RB) | 5 | 4 | 1 | 0 | 0 | 30 |

WEEK 12 / THROUGH SUNDAY, NOVEMBER 26, 2023**NFL / LEADING SCORERS, KICKERS**

| Rank | Player, Team | PAT | FG | Pct | Long | Pts |
|------|---------------------|-------|-------|-------|------|-----|
| 1t) | Aubrey, Dal. | 33/36 | 22/22 | 1.000 | 58 | 99 |
| 1t) | Hopkins, Cle. | 15/16 | 28/31 | .903 | 58 | 99 |
| 3) | Tucker, Bal. | 35/36 | 21/26 | .808 | 50 | 98 |
| 4) | Myers, Sea. | 20/20 | 25/31 | .806 | 55 | 95 |
| 5) | McManus, Jac. | 23/23 | 23/26 | .885 | 56 | 92 |
| 6) | *Grupe, N.O. | 19/19 | 24/30 | .800 | 55 | 91 |
| 7t) | Elliott, Phi. | 33/34 | 19/21 | .905 | 61 | 90 |
| 7t) | Lutz, Den. | 18/20 | 24/26 | .923 | 52 | 90 |
| 9t) | Bass, Buf. | 34/35 | 18/23 | .783 | 54 | 88 |
| 9t) | Butker, K.C. | 28/28 | 20/20 | 1.000 | 60 | 88 |
| 9t) | *Moody, S.F. | 37/37 | 17/20 | .850 | 57 | 88 |
| 12) | Gay, Ind. | 28/28 | 19/23 | .826 | 57 | 85 |
| 13t) | Folk, Ten. | 17/17 | 22/23 | .957 | 53 | 83 |
| 13t) | Koo, Atl. | 17/18 | 22/23 | .957 | 54 | 83 |
| 15) | Dicker, LA-C | 30/30 | 17/18 | .944 | 55 | 81 |
| 16t) | Boswell, Pit. | 15/15 | 21/22 | .955 | 57 | 78 |
| 16t) | Carlson, L.V. | 18/18 | 20/24 | .833 | 54 | 78 |
| 16t) | Santos, Chi. | 21/22 | 19/20 | .950 | 54 | 78 |
| 19) | Joseph, Min. | 26/28 | 17/22 | .773 | 54 | 77 |
| 20) | McLaughlin, T.B. | 19/19 | 19/21 | .905 | 57 | 76 |
| 21) | J. Sanders, Mia. | 42/43 | 11/14 | .786 | 54 | 75 |
| 22t) | McPherson, Cin. | 23/23 | 17/21 | .810 | 56 | 74 |
| 22t) | Slye, Was. | 23/25 | 17/21 | .810 | 61 | 74 |
| 24) | Zuerlein, NY-J | 7/ 8 | 22/23 | .957 | 53 | 73 |
| 25) | Patterson, Det. | 31/32 | 13/15 | .867 | 52 | 70 |
| 26) | Pineiro, Car. | 15/16 | 18/21 | .857 | 56 | 69 |
| 27t) | Fairbairn, Hou. | 14/14 | 18/19 | .947 | 50 | 68 |
| 27t) | Prater, Ariz | 11/12 | 19/22 | .864 | 62 | 68 |
| 29) | *Carlson, G.B. | 20/23 | 15/19 | .789 | 52 | 65 |
| 30) | Maher, LA-R | 12/13 | 17/23 | .739 | 54 | 63 |
| 31) | *Ryland, N.E. | 14/14 | 12/18 | .667 | 51 | 50 |
| 32) | Gano, NY-G | 8/ 8 | 11/17 | .647 | 57 | 41 |
| 33) | Havrisik, Cle.-LA-R | 6/ 7 | 5/ 7 | .714 | 52 | 21 |
| 34) | Ammendola, Hou. | 9/ 9 | 3/ 6 | .500 | 45 | 18 |
| 35) | Bullock, NY-G | 7/ 7 | 3/ 3 | 1.000 | 42 | 16 |
| 36) | Seibert, NY-J | 1/ 1 | 1/ 1 | 1.000 | 34 | 4 |
| 37) | Ogunbowale, Hou. | 0/ 0 | 1/ 1 | 1.000 | 29 | 3 |

WEEK 12 / THROUGH SUNDAY, NOVEMBER 26, 2023**NFL / TOUCHBACKS ON KICKOFFS**

| Rank | Player, Team | TB |
|------|---------------------|----|
| 1) | Aubrey, Dal. | 67 |
| 2) | Tucker, Bal. | 59 |
| 3t) | Lutz, Den. | 52 |
| 3t) | Slye, Was. | 52 |
| 5t) | Butker, K.C. | 51 |
| 5t) | Elliott, Phi. | 51 |
| 5t) | *Grupe, N.O. | 51 |
| 8) | Dicker, LA-C | 49 |
| 9) | Gay, Ind. | 47 |
| 10) | *E. Evans, LA-R | 46 |
| 11t) | McManus, Jac. | 45 |
| 11t) | J. Sanders, Mia. | 45 |
| 13t) | Pinion, Atl. | 44 |
| 13t) | Santos, Chi. | 44 |
| 15t) | Joseph, Min. | 43 |
| 15t) | Prater, Ariz | 43 |
| 17t) | Bass, Buf. | 39 |
| 17t) | McPherson, Cin. | 39 |
| 19t) | Hopkins, Cle. | 38 |
| 19t) | Myers, Sea. | 38 |
| 21t) | Boswell, Pit. | 34 |
| 21t) | Camarda, T.B. | 34 |
| 21t) | Carlson, L.V. | 34 |
| 21t) | Zuerlein, NY-J | 34 |
| 25) | Fox, Det. | 33 |
| 26) | *Moody, S.F. | 31 |
| 27) | *Ryland, N.E. | 27 |
| 28t) | *Carlson, G.B. | 26 |
| 28t) | Pineiro, Car. | 26 |
| 30) | Folk, Ten. | 25 |
| 31) | Gano, NY-G | 23 |
| 32) | Fairbairn, Hou. | 22 |
| 33t) | Ammendola, Hou. | 10 |
| 33t) | Bullock, NY-G | 10 |
| 35) | Bailey, Mia. | 7 |
| 36) | Wishnowsky, S.F. | 4 |
| 37t) | Ogunbowale, Hou. | 3 |
| 37t) | Patterson, Det. | 3 |
| 39t) | Havrisik, Cle.-LA-R | 2 |
| 39t) | Morstead, NY-J | 2 |
| 39t) | Seibert, NY-J | 2 |
| 42) | Townsend, K.C. | 1 |

WEEK 12 / THROUGH SUNDAY, NOVEMBER 26, 2023

NFL / MOST YARDS FROM SCRIMMAGE

| Rank | Player, Team | Total | | | Rushing | | | Receiving | | |
|------|------------------------|-------|---------|------|---------|-----|------|-----------|-----|------|
| | | Yards | Att+Rec | Avg | Yards | Att | Avg | Yards | Rec | Avg |
| 1) | T. Hill, Mia. (WR) | 1343 | 91 | 14.8 | 19 | 3 | 6.3 | 1324 | 88 | 15.0 |
| 2) | McCaffrey, S.F. (RB) | 1328 | 241 | 5.5 | 939 | 193 | 4.9 | 389 | 48 | 8.1 |
| 3) | K. Allen, LA-C (WR) | 1123 | 99 | 11.3 | 6 | 2 | 3.0 | 1117 | 97 | 11.5 |
| 4) | Lamb, Dal. (WR) | 1120 | 85 | 13.2 | 54 | 7 | 7.7 | 1066 | 78 | 13.7 |
| 5) | Jacobs, L.V. (RB) | 1051 | 255 | 4.1 | 771 | 220 | 3.5 | 280 | 35 | 8.0 |
| 6) | A. Brown, Phi. (WR) | 1050 | 73 | 14.4 | 0 | 0 | --- | 1050 | 73 | 14.4 |
| 7) | Cook, Buf. (RB) | 1039 | 186 | 5.6 | 731 | 153 | 4.8 | 308 | 33 | 9.3 |
| 8) | Etienne, Jac. (RB) | 1038 | 230 | 4.5 | 726 | 194 | 3.7 | 312 | 36 | 8.7 |
| 9) | St. Brown, Det. (WR) | 1006 | 85 | 11.8 | 13 | 3 | 4.3 | 993 | 82 | 12.1 |
| 10) | Swift, Phi. (RB) | 971 | 195 | 5.0 | 770 | 161 | 4.8 | 201 | 34 | 5.9 |
| 11) | Diggs, Buf. (WR) | 969 | 83 | 11.7 | 0 | 0 | --- | 969 | 83 | 11.7 |
| 12t) | Mostert, Mia. (RB) | 943 | 171 | 5.5 | 785 | 151 | 5.2 | 158 | 20 | 7.9 |
| 12t) | *Robinson, Atl. (RB) | 943 | 173 | 5.5 | 703 | 141 | 5.0 | 240 | 32 | 7.5 |
| 14) | Robinson, Was. (RB) | 937 | 182 | 5.1 | 611 | 153 | 4.0 | 326 | 29 | 11.2 |
| 15) | *Nacua, LA-R (WR) | 935 | 76 | 12.3 | 11 | 3 | 3.7 | 924 | 73 | 12.7 |
| 16) | R. White, T.B. (RB) | 923 | 199 | 4.6 | 559 | 156 | 3.6 | 364 | 43 | 8.5 |
| 17) | Chase, Cin. (WR) | 908 | 78 | 11.6 | -6 | 3 | -2.0 | 914 | 75 | 12.2 |
| 18) | Henry, Ten. (RB) | 906 | 197 | 4.6 | 739 | 176 | 4.2 | 167 | 21 | 8.0 |
| 19) | Pollard, Dal. (RB) | 902 | 199 | 4.5 | 669 | 160 | 4.2 | 233 | 39 | 6.0 |
| 20) | Moore, Chi. (WR) | 890 | 60 | 14.8 | 1 | 1 | 1.0 | 889 | 59 | 15.1 |
| 21) | Bre. Hall, NY-J (RB) | 889 | 162 | 5.5 | 569 | 124 | 4.6 | 320 | 38 | 8.4 |
| 22) | Aiyuk, S.F. (WR) | 881 | 45 | 19.6 | 0 | 0 | --- | 881 | 45 | 19.6 |
| 23t) | S. Barkley, NY-G (RB) | 865 | 193 | 4.5 | 697 | 165 | 4.2 | 168 | 28 | 6.0 |
| 23t) | Pacheco, K.C. (RB) | 865 | 188 | 4.6 | 669 | 158 | 4.2 | 196 | 30 | 6.5 |
| 25) | Mixon, Cin. (RB) | 853 | 194 | 4.4 | 621 | 161 | 3.9 | 232 | 33 | 7.0 |
| 26) | Evans, T.B. (WR) | 850 | 54 | 15.7 | 0 | 0 | --- | 850 | 54 | 15.7 |
| 27) | *Gibbs, Det. (RB) | 844 | 150 | 5.6 | 566 | 109 | 5.2 | 278 | 41 | 6.8 |
| 28) | Stevenson, N.E. (RB) | 818 | 184 | 4.4 | 580 | 147 | 3.9 | 238 | 37 | 6.4 |
| 29) | Adams, L.V. (WR) | 814 | 69 | 11.8 | 0 | 0 | --- | 814 | 69 | 11.8 |
| 30) | Kamara, N.O. (RB) | 812 | 173 | 4.7 | 457 | 119 | 3.8 | 355 | 54 | 6.6 |
| 31) | Moss, Ind. (RB) | 810 | 159 | 5.1 | 672 | 141 | 4.8 | 138 | 18 | 7.7 |
| 32) | N. Collins, Hou. (WR) | 800 | 50 | 16.0 | 0 | 0 | --- | 800 | 50 | 16.0 |
| 33) | J. Ford, Cle. (RB) | 791 | 172 | 4.6 | 628 | 145 | 4.3 | 163 | 27 | 6.0 |
| 34) | Warren, Pit. (RB) | 789 | 130 | 6.1 | 542 | 93 | 5.8 | 247 | 37 | 6.7 |
| 35) | Walker, Sea. (RB) | 786 | 166 | 4.7 | 613 | 149 | 4.1 | 173 | 17 | 10.2 |
| 36) | Pittman, Ind. (WR) | 784 | 76 | 10.3 | 0 | 0 | --- | 784 | 76 | 10.3 |
| 37) | Olave, N.O. (WR) | 771 | 63 | 12.2 | 0 | 0 | --- | 771 | 63 | 12.2 |
| 38) | Kirk, Jac. (WR) | 767 | 57 | 13.5 | 6 | 1 | 6.0 | 761 | 56 | 13.6 |
| 39t) | Cooper, Cle. (WR) | 765 | 47 | 16.3 | 0 | 0 | --- | 765 | 47 | 16.3 |
| 39t) | K. Williams, LA-R (RB) | 765 | 132 | 5.8 | 599 | 113 | 5.3 | 166 | 19 | 8.7 |
| 41) | *Dell, Hou. (WR) | 760 | 58 | 13.1 | 51 | 11 | 4.6 | 709 | 47 | 15.1 |
| 42) | D. Smith, Phi. (WR) | 738 | 55 | 13.4 | 0 | 0 | --- | 738 | 55 | 13.4 |
| 43t) | Hockenson, Min. (TE) | 736 | 75 | 9.8 | 0 | 0 | --- | 736 | 75 | 9.8 |
| 43t) | Montgomery, Det. (RB) | 736 | 141 | 5.2 | 648 | 133 | 4.9 | 88 | 8 | 11.0 |
| 45) | Thielen, Car. (WR) | 734 | 78 | 9.4 | 6 | 1 | 6.0 | 728 | 77 | 9.5 |
| 46) | Kelce, K.C. (TE) | 732 | 70 | 10.5 | 0 | 0 | --- | 732 | 70 | 10.5 |
| 47) | Edwards, Bal. (RB) | 720 | 151 | 4.8 | 590 | 141 | 4.2 | 130 | 10 | 13.0 |
| 48t) | Ekeler, LA-C (RB) | 714 | 141 | 5.1 | 428 | 112 | 3.8 | 286 | 29 | 9.9 |
| 48t) | Harris, Pit. (RB) | 714 | 162 | 4.4 | 598 | 143 | 4.2 | 116 | 19 | 6.1 |
| 50) | Mattison, Min. (RB) | 705 | 173 | 4.1 | 542 | 148 | 3.7 | 163 | 25 | 6.5 |

WEEK 12 / THROUGH SUNDAY, NOVEMBER 26, 2023**NFL / LEADERS IN FIRST DOWNS**

| Rank | Player, Team | Rush | Rec | Tot |
|------|------------------------|------|-----|-----|
| 1) | McCaffrey, S.F. (RB) | 56 | 23 | 79 |
| 2) | T. Hill, Mia. (WR) | 1 | 62 | 63 |
| 3t) | Etienne, Jac. (RB) | 38 | 14 | 52 |
| 3t) | Lamb, Dal. (WR) | 4 | 48 | 52 |
| 5t) | *Robinson, Atl. (RB) | 38 | 13 | 51 |
| 5t) | Robinson, Was. (RB) | 39 | 12 | 51 |
| 7t) | K. Allen, LA-C (WR) | 1 | 49 | 50 |
| 7t) | Chase, Cin. (WR) | 0 | 50 | 50 |
| 7t) | Pacheco, K.C. (RB) | 40 | 10 | 50 |
| 7t) | St. Brown, Det. (WR) | 1 | 49 | 50 |
| 11) | Hurts, Phi. (QB) | 49 | 0 | 49 |
| 12t) | A. Brown, Phi. (WR) | 0 | 48 | 48 |
| 12t) | *Nacua, LA-R (WR) | 2 | 46 | 48 |
| 14t) | Cook, Buf. (RB) | 36 | 11 | 47 |
| 14t) | Diggs, Buf. (WR) | 0 | 47 | 47 |
| 14t) | Jacobs, L.V. (RB) | 33 | 14 | 47 |
| 14t) | Mostert, Mia. (RB) | 42 | 5 | 47 |
| 18) | Mixon, Cin. (RB) | 38 | 7 | 45 |
| 19t) | Kamara, N.O. (RB) | 27 | 17 | 44 |
| 19t) | Swift, Phi. (RB) | 36 | 8 | 44 |
| 21t) | S. Barkley, NY-G (RB) | 31 | 12 | 43 |
| 21t) | Thielen, Car. (WR) | 0 | 43 | 43 |
| 21t) | R. White, T.B. (RB) | 28 | 15 | 43 |
| 24t) | Adams, L.V. (WR) | 0 | 42 | 42 |
| 24t) | *Gibbs, Det. (RB) | 25 | 17 | 42 |
| 24t) | Henry, Ten. (RB) | 38 | 4 | 42 |
| 27t) | Edwards, Bal. (RB) | 38 | 3 | 41 |
| 27t) | Moore, Chi. (WR) | 0 | 41 | 41 |
| 27t) | Moss, Ind. (RB) | 34 | 7 | 41 |
| 27t) | Pollard, Dal. (RB) | 33 | 8 | 41 |
| 27t) | Stevenson, N.E. (RB) | 33 | 8 | 41 |
| 27t) | K. Williams, LA-R (RB) | 32 | 9 | 41 |
| 33t) | Aiyuk, S.F. (WR) | 0 | 40 | 40 |
| 33t) | Hockenson, Min. (TE) | 0 | 40 | 40 |
| 33t) | Montgomery, Det. (RB) | 35 | 5 | 40 |
| 36t) | Kelce, K.C. (TE) | 0 | 38 | 38 |
| 36t) | Olave, N.O. (WR) | 0 | 38 | 38 |
| 36t) | Warren, Pit. (RB) | 26 | 12 | 38 |
| 39t) | *Dell, Hou. (WR) | 3 | 34 | 37 |
| 39t) | Waddle, Mia. (WR) | 1 | 36 | 37 |
| 41t) | Evans, T.B. (WR) | 0 | 36 | 36 |
| 41t) | Hubbard, Car. (RB) | 29 | 7 | 36 |
| 41t) | Jackson, Bal. (QB) | 36 | 0 | 36 |
| 44) | Meyers, L.V. (WR) | 2 | 33 | 35 |
| 45t) | N. Collins, Hou. (WR) | 0 | 34 | 34 |
| 45t) | Godwin, T.B. (WR) | 1 | 33 | 34 |
| 45t) | Bre. Hall, NY-J (RB) | 19 | 15 | 34 |
| 45t) | McLaurin, Was. (WR) | 0 | 34 | 34 |
| 45t) | Pittman, Ind. (WR) | 0 | 34 | 34 |
| 45t) | Walker, Sea. (RB) | 28 | 6 | 34 |

WEEK 12 / THROUGH SUNDAY, NOVEMBER 26, 2023**NFL / LEADING PUNTERS**

| Rank | Player, Team | No | Yards | Lg | Avg | TB | Blk | Dwn | OB | Opp Ret | Yds | In 20 | Net Avg |
|------|------------------|----|-------|----|------|----|-----|-----|----|---------|-----|-------|---------|
| 1) | Stonehouse, Ten. | 49 | 2594 | 74 | 52.9 | 9 | 0 | 6 | 8 | 20 | 221 | 27 | 44.8 |
| 2) | A. Cole, L.V. | 46 | 2348 | 70 | 51.0 | 4 | 0 | 2 | 8 | 17 | 135 | 22 | 46.4 |
| 3) | Anger, Dal. | 31 | 1580 | 63 | 51.0 | 2 | 0 | 2 | 1 | 16 | 130 | 13 | 45.5 |
| 4) | Bojorquez, Cle. | 55 | 2773 | 73 | 50.4 | 7 | 0 | 4 | 9 | 26 | 277 | 17 | 42.8 |
| 5) | Camarda, T.B. | 49 | 2457 | 74 | 50.1 | 6 | 0 | 5 | 9 | 23 | 280 | 20 | 42.0 |
| 6) | Gillikin, Ariz | 35 | 1751 | 66 | 50.0 | 0 | 0 | 4 | 1 | 25 | 277 | 5 | 42.1 |
| 7) | Morstead, NY-J | 64 | 3160 | 62 | 49.4 | 5 | 0 | 4 | 4 | 31 | 352 | 22 | 42.3 |
| 8) | Dickson, Sea. | 44 | 2161 | 73 | 49.1 | 5 | 0 | 8 | 2 | 23 | 136 | 17 | 43.8 |
| 9) | Mann, Phi. | 27 | 1325 | 63 | 49.1 | 1 | 0 | 6 | 0 | 16 | 159 | 8 | 42.4 |
| 10) | Wright, Min. | 35 | 1693 | 63 | 48.4 | 6 | 0 | 2 | 4 | 14 | 114 | 8 | 41.7 |
| 11) | *E. Evans, LA-R | 40 | 1934 | 72 | 48.4 | 3 | 1 | 3 | 5 | 19 | 216 | 14 | 40.4 |
| 12) | Cooke, Jac. | 41 | 1973 | 62 | 48.1 | 4 | 0 | 4 | 7 | 14 | 95 | 23 | 43.9 |
| 13) | Stout, Bal. | 47 | 2260 | 67 | 48.1 | 4 | 1 | 3 | 5 | 22 | 304 | 21 | 39.1 |
| 14) | Townsend, K.C. | 39 | 1865 | 68 | 47.8 | 3 | 0 | 6 | 3 | 13 | 169 | 13 | 41.9 |
| 15) | *Baringer, N.E. | 56 | 2677 | 79 | 47.8 | 5 | 0 | 3 | 9 | 25 | 216 | 25 | 42.2 |
| 16) | Pinion, Atl. | 46 | 2196 | 62 | 47.7 | 2 | 0 | 2 | 8 | 20 | 245 | 16 | 41.5 |
| 17) | Wishnowsky, S.F. | 36 | 1711 | 67 | 47.5 | 1 | 0 | 8 | 3 | 15 | 161 | 19 | 42.5 |
| 18) | Hekker, Car. | 52 | 2456 | 69 | 47.2 | 3 | 0 | 7 | 3 | 20 | 134 | 19 | 43.5 |
| 19) | Sanchez, Ind. | 47 | 2216 | 69 | 47.1 | 0 | 0 | 9 | 5 | 24 | 256 | 16 | 41.7 |
| 20) | Way, Was. | 52 | 2444 | 66 | 47.0 | 2 | 0 | 6 | 0 | 27 | 230 | 22 | 41.8 |
| 21) | Whelan, G.B. | 45 | 2104 | 68 | 46.8 | 5 | 0 | 2 | 0 | 19 | 253 | 14 | 38.9 |
| 22) | Gillan, NY-G | 72 | 3362 | 74 | 46.7 | 4 | 0 | 8 | 6 | 29 | 154 | 25 | 43.4 |
| 23) | Johnston, Hou. | 30 | 1387 | 74 | 46.2 | 1 | 0 | 4 | 1 | 11 | 77 | 14 | 43.0 |
| 24) | Gill, Chi. | 39 | 1782 | 62 | 45.7 | 3 | 0 | 6 | 4 | 20 | 294 | 10 | 36.6 |
| 25) | Bailey, Mia. | 31 | 1411 | 66 | 45.5 | 2 | 0 | 4 | 5 | 9 | 62 | 11 | 42.2 |
| 26) | Dixon, Den. | 44 | 1999 | 68 | 45.4 | 3 | 0 | 4 | 3 | 21 | 136 | 11 | 41.0 |
| 27) | Fox, Det. | 32 | 1438 | 62 | 44.9 | 1 | 0 | 5 | 1 | 10 | 64 | 17 | 42.3 |
| 28) | Scott, LA-C | 44 | 1973 | 65 | 44.8 | 2 | 0 | 6 | 2 | 15 | 123 | 14 | 41.1 |
| 29) | Harvin, Pit. | 52 | 2323 | 63 | 44.7 | 4 | 0 | 8 | 8 | 18 | 175 | 22 | 39.8 |
| 30) | Martin, Buf. | 34 | 1514 | 70 | 44.5 | 2 | 0 | 4 | 3 | 14 | 173 | 13 | 38.3 |
| 31) | *Robbins, Cin. | 54 | 2401 | 62 | 44.5 | 5 | 0 | 1 | 7 | 20 | 138 | 12 | 40.1 |
| 32) | *Hedley, N.O. | 50 | 2155 | 62 | 43.1 | 3 | 0 | 5 | 6 | 19 | 101 | 21 | 39.9 |

NFL / LEADING PUNTERS, NET AVERAGE

| Rank | Player, Team | No | Yards | Lg | Avg | TB | Blk | Dwn | OB | Opp Ret | Yds | In 20 | Net Avg |
|------|------------------|----|-------|----|------|----|-----|-----|----|---------|-----|-------|---------|
| 1) | A. Cole, L.V. | 46 | 2348 | 70 | 51.0 | 4 | 0 | 2 | 8 | 17 | 135 | 22 | 46.4 |
| 2) | Anger, Dal. | 31 | 1580 | 63 | 51.0 | 2 | 0 | 2 | 1 | 16 | 130 | 13 | 45.5 |
| 3) | Stonehouse, Ten. | 49 | 2594 | 74 | 52.9 | 9 | 0 | 6 | 8 | 20 | 221 | 27 | 44.8 |
| 4) | Cooke, Jac. | 41 | 1973 | 62 | 48.1 | 4 | 0 | 4 | 7 | 14 | 95 | 23 | 43.9 |
| 5) | Dickson, Sea. | 44 | 2161 | 73 | 49.1 | 5 | 0 | 8 | 2 | 23 | 136 | 17 | 43.8 |
| 6) | Hekker, Car. | 52 | 2456 | 69 | 47.2 | 3 | 0 | 7 | 3 | 20 | 134 | 19 | 43.5 |
| 7) | Gillan, NY-G | 72 | 3362 | 74 | 46.7 | 4 | 0 | 8 | 6 | 29 | 154 | 25 | 43.4 |
| 8) | Johnston, Hou. | 30 | 1387 | 74 | 46.2 | 1 | 0 | 4 | 1 | 11 | 77 | 14 | 43.0 |
| 9) | Bojorquez, Cle. | 55 | 2773 | 73 | 50.4 | 7 | 0 | 4 | 9 | 26 | 277 | 17 | 42.8 |
| 10) | Wishnowsky, S.F. | 36 | 1711 | 67 | 47.5 | 1 | 0 | 8 | 3 | 15 | 161 | 19 | 42.5 |
| 11) | Mann, Phi. | 27 | 1325 | 63 | 49.1 | 1 | 0 | 6 | 0 | 16 | 159 | 8 | 42.4 |
| 12t) | Fox, Det. | 32 | 1438 | 62 | 44.9 | 1 | 0 | 5 | 1 | 10 | 64 | 17 | 42.3 |
| 12t) | Morstead, NY-J | 64 | 3160 | 62 | 49.4 | 5 | 0 | 4 | 4 | 31 | 352 | 22 | 42.3 |
| 14) | Bailey, Mia. | 31 | 1411 | 66 | 45.5 | 2 | 0 | 4 | 5 | 9 | 62 | 11 | 42.2 |
| 15) | *Baringer, N.E. | 56 | 2677 | 79 | 47.8 | 5 | 0 | 3 | 9 | 25 | 216 | 25 | 42.2 |
| 16) | Gillikin, Ariz | 35 | 1751 | 66 | 50.0 | 0 | 0 | 4 | 1 | 25 | 277 | 5 | 42.1 |
| 17) | Camarda, T.B. | 49 | 2457 | 74 | 50.1 | 6 | 0 | 5 | 9 | 23 | 280 | 20 | 42.0 |
| 18) | Townsend, K.C. | 39 | 1865 | 68 | 47.8 | 3 | 0 | 6 | 3 | 13 | 169 | 13 | 41.9 |
| 19) | Way, Was. | 52 | 2444 | 66 | 47.0 | 2 | 0 | 6 | 0 | 27 | 230 | 22 | 41.8 |
| 20) | Sanchez, Ind. | 47 | 2216 | 69 | 47.1 | 0 | 0 | 9 | 5 | 24 | 256 | 16 | 41.7 |
| 21) | Wright, Min. | 35 | 1693 | 63 | 48.4 | 6 | 0 | 2 | 4 | 14 | 114 | 8 | 41.7 |
| 22) | Pinion, Atl. | 46 | 2196 | 62 | 47.7 | 2 | 0 | 2 | 8 | 20 | 245 | 16 | 41.5 |
| 23) | Scott, LA-C | 44 | 1973 | 65 | 44.8 | 2 | 0 | 6 | 2 | 15 | 123 | 14 | 41.1 |
| 24) | Dixon, Den. | 44 | 1999 | 68 | 45.4 | 3 | 0 | 4 | 3 | 21 | 136 | 11 | 41.0 |
| 25) | *E. Evans, LA-R | 40 | 1934 | 72 | 48.4 | 3 | 1 | 3 | 5 | 19 | 216 | 14 | 40.4 |
| 26) | *Robbins, Cin. | 54 | 2401 | 62 | 44.5 | 5 | 0 | 1 | 7 | 20 | 138 | 12 | 40.1 |
| 27) | *Hedley, N.O. | 50 | 2155 | 62 | 43.1 | 3 | 0 | 5 | 6 | 19 | 101 | 21 | 39.9 |
| 28) | Harvin, Pit. | 52 | 2323 | 63 | 44.7 | 4 | 0 | 8 | 8 | 18 | 175 | 22 | 39.8 |
| 29) | Stout, Bal. | 47 | 2260 | 67 | 48.1 | 4 | 1 | 3 | 5 | 22 | 304 | 21 | 39.1 |
| 30) | Whelan, G.B. | 45 | 2104 | 68 | 46.8 | 5 | 0 | 2 | 0 | 19 | 253 | 14 | 38.9 |
| 31) | Martin, Buf. | 34 | 1514 | 70 | 44.5 | 2 | 0 | 4 | 3 | 14 | 173 | 13 | 38.3 |
| 32) | Gill, Chi. | 39 | 1782 | 62 | 45.7 | 3 | 0 | 6 | 4 | 20 | 294 | 10 | 36.6 |

WEEK 12 / THROUGH SUNDAY, NOVEMBER 26, 2023**NFL / PUNT RETURN LEADERS**

| Rank | Player, Team | Ret | FC | Yards | Avg | Long | TD |
|------|--------------------------|-----|----|-------|------|------|----|
| 1) | *D. Davis, LA-C | 16 | 14 | 261 | 16.3 | 87t | 1 |
| 2) | Covey, Phi. | 20 | 11 | 295 | 14.8 | 52 | 0 |
| 3) | Shaheed, N.O. | 18 | 20 | 259 | 14.4 | 76t | 1 |
| 4) | Duvernay, Bal. | 22 | 20 | 276 | 12.5 | 70 | 0 |
| 5) | Dallas, Sea. | 21 | 11 | 235 | 11.2 | 32 | 0 |
| 6) | Carter, L.V. | 15 | 9 | 162 | 10.8 | 32 | 0 |
| 7) | Raymond, Det. | 16 | 16 | 168 | 10.5 | 24 | 0 |
| 8) | Dortch, Ariz | 19 | 6 | 196 | 10.3 | 49 | 0 |
| 9) | *Gipson, NY-J | 17 | 16 | 170 | 10.0 | 65t | 1 |
| 10) | Berrios, Mia. | 15 | 17 | 143 | 9.5 | 19 | 0 |
| 11) | McKenzie, Ind. | 19 | 14 | 179 | 9.4 | 32 | 0 |
| 12) | Harty, Buf. | 16 | 17 | 149 | 9.3 | 24 | 0 |
| 13) | Smith-Marsette, Car. | 25 | 13 | 231 | 9.2 | 79t | 1 |
| 14) | Thompkins, T.B. | 16 | 9 | 147 | 9.2 | 51 | 0 |
| 15) | McCloud, S.F. | 22 | 9 | 186 | 8.5 | 19 | 0 |
| 16) | Powell, Min. | 23 | 11 | 182 | 7.9 | 24 | 0 |
| 17) | Trammell, LA-R | 17 | 8 | 129 | 7.6 | 29 | 0 |
| 18) | Crowder, Was. | 28 | 10 | 207 | 7.4 | 61 | 0 |
| 19) | *Garror, Ten. | 13 | 4 | 93 | 7.2 | 15 | 0 |
| 20) | Austin, Pit. | 19 | 9 | 130 | 6.8 | 21 | 0 |
| 21) | Peoples-Jones, Cle.-Det. | 13 | 8 | 84 | 6.5 | 13 | 0 |

NFL / KICKOFF RETURN LEADERS

| Rank | Player, Team | Ret | Yards | Avg | Long | TD |
|------|-----------------|-----|-------|------|------|----|
| 1) | Nixon, G.B. | 21 | 562 | 26.8 | 51 | 0 |
| 2) | *Gipson, NY-J | 13 | 283 | 21.8 | 30 | 0 |
| 3) | Shaheed, N.O. | 16 | 343 | 21.4 | 28 | 0 |
| 4) | Thompkins, T.B. | 14 | 281 | 20.1 | 32 | 0 |

WEEK 12 / THROUGH SUNDAY, NOVEMBER 26, 2023**NFL / LEADERS IN INTERCEPTIONS**

| Rank | Player, Team | Int | Yards | Avg | Long | TD |
|------|----------------------|-----|-------|------|------|----|
| 1) | Bland, Dal. | 7 | 209 | 29.9 | 63t | 5 |
| 2) | Stone, Bal. | 6 | 97 | 16.2 | 36 | 0 |
| 3t) | Bates, Atl. | 4 | 95 | 23.8 | 92t | 1 |
| 3t) | Taylor-Britt, Cin. | 4 | 65 | 16.3 | 30 | 1 |
| 3t) | Adebo, N.O. | 4 | 32 | 8.0 | 27 | 0 |
| 3t) | Whitehead, NY-J | 4 | 6 | 1.5 | 6 | 0 |
| 7t) | Moore, Ind. | 3 | 115 | 38.3 | 66t | 2 |
| 7t) | Warner, S.F. | 3 | 66 | 22.0 | 32 | 0 |
| 7t) | Dari. Williams, Jac. | 3 | 61 | 20.3 | 61t | 1 |
| 7t) | Murphy, Min. | 3 | 59 | 19.7 | 37 | 0 |
| 7t) | Spillane, L.V. | 3 | 53 | 17.7 | 25 | 0 |
| 7t) | Ramsey, Mia. | 3 | 52 | 17.3 | 49 | 0 |
| 7t) | Thompson, Ariz | 3 | 49 | 16.3 | 35 | 0 |
| 7t) | Hufanga, S.F. | 3 | 48 | 16.0 | 28 | 0 |
| 7t) | Mathieu, N.O. | 3 | 48 | 16.0 | 27t | 1 |
| 7t) | Jacobs, Det. | 3 | 45 | 15.0 | 20 | 0 |
| 7t) | Cisco, Jac. | 3 | 39 | 13.0 | 21 | 0 |
| 7t) | Simmons, Den. | 3 | 39 | 13.0 | 33 | 0 |
| 7t) | St. Nelson, Hou. | 3 | 33 | 11.0 | 33 | 0 |
| 7t) | L. Wilson, Cin. | 3 | 16 | 5.3 | 16 | 0 |
| 7t) | Blackmon, Ind. | 3 | 14 | 4.7 | 10 | 0 |
| 7t) | Douglas, G.B.-Buf. | 3 | 6 | 2.0 | 8 | 0 |
| 7t) | Bernard, Buf. | 3 | 2 | 0.7 | 2 | 0 |
| 24t) | Slay, Phi. | 2 | 86 | 43.0 | 70t | 1 |
| 24t) | Okereke, NY-G | 2 | 62 | 31.0 | 55 | 0 |
| 24t) | Stephens, Bal. | 2 | 56 | 28.0 | 52 | 0 |
| 24t) | Davis, NY-J | 2 | 52 | 26.0 | 51 | 0 |
| 24t) | Lenoir, S.F. | 2 | 49 | 24.5 | 28 | 0 |
| 24t) | Moehrig, L.V. | 2 | 41 | 20.5 | 25 | 0 |
| 24t) | T. Brown, Sea. | 2 | 40 | 20.0 | 40t | 1 |
| 24t) | Robertson, L.V. | 2 | 40 | 20.0 | 40 | 0 |
| 24t) | J. Johnson, Chi. | 2 | 39 | 19.5 | 39t | 1 |
| 24t) | Kazee, Pit. | 2 | 37 | 18.5 | 30 | 0 |
| 24t) | Dugger, N.E. | 2 | 35 | 17.5 | 20 | 0 |
| 24t) | R. Ford, G.B. | 2 | 30 | 15.0 | 21 | 0 |
| 24t) | Hyde, Buf. | 2 | 24 | 12.0 | 23 | 0 |
| 24t) | Baker, Mia. | 2 | 23 | 11.5 | 22t | 1 |
| 24t) | Fuller, Was. | 2 | 23 | 11.5 | 23 | 0 |
| 24t) | D. Hill, Cin. | 2 | 20 | 10.0 | 20 | 0 |
| 24t) | Ward, Cle. | 2 | 20 | 10.0 | 20 | 0 |
| 24t) | Hamilton, Bal. | 2 | 18 | 9.0 | 18t | 1 |
| 24t) | *Izien, T.B. | 2 | 18 | 9.0 | 14 | 0 |
| 24t) | Blankenship, Phi. | 2 | 17 | 8.5 | 17 | 0 |
| 24t) | Milano, Buf. | 2 | 16 | 8.0 | 13 | 0 |
| 24t) | K. Joseph, Det. | 2 | 15 | 7.5 | 15 | 0 |
| 24t) | Emerson, Cle. | 2 | 14 | 7.0 | 14 | 0 |
| 24t) | McMillian, Den. | 2 | 14 | 7.0 | 9 | 0 |
| 24t) | Stingley, Hou. | 2 | 14 | 7.0 | 14 | 0 |
| 24t) | Holmes, NY-G | 2 | 13 | 6.5 | 11 | 0 |
| 24t) | Edmunds, Chi. | 2 | 10 | 5.0 | 10 | 0 |
| 24t) | Pratt, Cin. | 2 | 9 | 4.5 | 9 | 0 |
| 24t) | Ward, S.F. | 2 | 9 | 4.5 | 9 | 0 |
| 24t) | Samuel Jr., LA-C | 2 | 8 | 4.0 | 8 | 0 |
| 24t) | *Banks, NY-G | 2 | 6 | 3.0 | 6 | 0 |
| 24t) | K. Jackson, Den. | 2 | 5 | 2.5 | 5 | 0 |
| 24t) | Maye, N.O. | 2 | 5 | 2.5 | 5 | 0 |
| 24t) | Thomas, Ind. | 2 | 5 | 2.5 | 5 | 0 |
| 24t) | Delaney, T.B. | 2 | 4 | 2.0 | 4 | 0 |
| 24t) | Sneed, K.C. | 2 | 4 | 2.0 | 4 | 0 |
| 24t) | Bynum, Min. | 2 | 0 | 0.0 | 0 | 0 |
| 24t) | Gilmore, Dal. | 2 | 0 | 0.0 | 0 | 0 |
| 24t) | Wallace, Pit. | 2 | 0 | 0.0 | 0 | 0 |
| 24t) | Witherspoon, LA-R | 2 | 0 | 0.0 | 0 | 0 |
| 24t) | Woolen, Sea. | 2 | 0 | 0.0 | 0 | 0 |

WEEK 12 / THROUGH SUNDAY, NOVEMBER 26, 2023**NFL / LEADERS IN SACKS**

| Rank | Player, Team | Sacks |
|------|------------------------|-------|
| 1) | T. Watt, Pit. (LB) | 13.5 |
| 2t) | Garrett, Cle. (DE) | 13.0 |
| 2t) | Mack, LA-C (LB) | 13.0 |
| 4t) | Allen, Jac. (LB) | 12.0 |
| 4t) | Hunter, Min. (LB) | 12.0 |
| 6t) | Crosby, L.V. (DE) | 11.5 |
| 6t) | Parsons, Dal. (LB) | 11.5 |
| 8) | Thibodeaux, NY-G (LB) | 11.0 |
| 9) | Hendrickson, Cin. (DE) | 10.5 |
| 10) | Madubuike, Bal. (DT) | 10.0 |
| 11) | Floyd, Buf. (DE) | 9.5 |
| 12t) | Gary, G.B. (LB) | 8.5 |
| 12t) | Reddick, Phi. (LB) | 8.5 |
| 14t) | Autry, Ten. (DT) | 8.0 |
| 14t) | Bosa, S.F. (DE) | 8.0 |
| 14t) | Karlaftis, K.C. (DE) | 8.0 |
| 17t) | Clowney, Bal. (LB) | 7.5 |
| 17t) | Ch. Jones, K.C. (DE) | 7.5 |
| 17t) | Sweat, Was.-Chi. (DE) | 7.5 |
| 20t) | Bonitto, Den. (LB) | 7.0 |
| 20t) | Greenard, Hou. (DE) | 7.0 |
| 20t) | Mafe, Sea. (LB) | 7.0 |
| 23t) | Bosa, LA-C (LB) | 6.5 |
| 23t) | Epenesa, Buf. (DE) | 6.5 |
| 23t) | Odeyingbo, Ind. (DE) | 6.5 |
| 23t) | Phillips, Mia. (LB) | 6.5 |
| 23t) | Sweat, Phi. (DE) | 6.5 |
| 23t) | Wilkins, Mia. (DT) | 6.5 |
| 23t) | Young, Was.-S.F. (DE) | 6.5 |
| 30t) | Burns, Car. (LB) | 6.0 |
| 30t) | Chubb, Mia. (LB) | 6.0 |
| 30t) | Ebukam, Ind. (DE) | 6.0 |
| 30t) | Hargrave, S.F. (NT) | 6.0 |
| 30t) | Huff, NY-J (DE) | 6.0 |
| 30t) | Oliver, Buf. (DT) | 6.0 |
| 30t) | Van Noy, Bal. (LB) | 6.0 |
| 30t) | Wonnum, Min. (LB) | 6.0 |
| 38t) | J. Allen, Was. (DE) | 5.5 |
| 38t) | Cooper, Den. (LB) | 5.5 |
| 38t) | Danna, K.C. (DE) | 5.5 |
| 38t) | Donald, LA-R (DL) | 5.5 |
| 38t) | Fox, LA-C (DE) | 5.5 |
| 38t) | Granderson, N.O. (DE) | 5.5 |
| 38t) | Hutchinson, Det. (DE) | 5.5 |
| 38t) | Paye, Ind. (DE) | 5.5 |
| 38t) | J. Simmons, Ten. (DT) | 5.5 |
| 38t) | Vea, T.B. (DT) | 5.5 |
| 48t) | Armstead, S.F. (DE) | 5.0 |
| 48t) | Armstrong, Dal. (DE) | 5.0 |
| 48t) | Buckner, Ind. (DT) | 5.0 |
| 48t) | Gardeck, Ariz (LB) | 5.0 |
| 48t) | J. Johnson, NY-J (LB) | 5.0 |
| 48t) | Landry, Ten. (LB) | 5.0 |
| 48t) | McNeill, Det. (DT) | 5.0 |
| 48t) | Sieler, Mia. (DE) | 5.0 |
| 48t) | Smith, G.B. (LB) | 5.0 |
| 48t) | Toohill, Was. (DE) | 5.0 |
| 48t) | *Young, LA-R (LB) | 5.0 |

WEEK 12 / THROUGH SUNDAY, NOVEMBER 26, 2023**NFL / FUMBLE RECOVERIES**

| Rank | Player, Team | TotRec | OffRec | DefRec |
|------|--------------------|--------|--------|--------|
| 1t) | Dobbs, Ariz-Min. | 7 | 7 | 0 |
| 1t) | Tagovailoa, Mia. | 7 | 7 | 0 |
| 3t) | Jackson, Bal. | 4 | 4 | 0 |
| 3t) | Purdy, S.F. | 4 | 4 | 0 |
| 5t) | Bernard, Buf. | 3 | 0 | 3 |
| 5t) | Blackson, Jac. | 3 | 0 | 3 |
| 5t) | Douglas, G.B.-Buf. | 3 | 0 | 3 |
| 5t) | Gay, K.C. | 3 | 0 | 3 |
| 5t) | Bre. Hall, NY-J | 3 | 3 | 0 |
| 5t) | Herbert, LA-C | 3 | 3 | 0 |
| 5t) | Love, G.B. | 3 | 3 | 0 |
| 5t) | Mayfield, T.B. | 3 | 3 | 0 |
| 5t) | McCloud, NY-G | 3 | 3 | 0 |
| 5t) | McFadden, NY-G | 3 | 0 | 3 |
| 5t) | Oluokun, Jac. | 3 | 1 | 2 |
| 5t) | T. Watt, Pit. | 3 | 0 | 3 |
| 5t) | Winfield, T.B. | 3 | 0 | 3 |

NFL / OFFENSIVE FUMBLE RECOVERIES

| Rank | Player, Team | Ret | Yards | Avg | Long | TD |
|------|------------------|-----|-------|------|------|----|
| 1t) | Tagovailoa, Mia. | 7 | 0 | 0.0 | 0 | 0 |
| 1t) | Dobbs, Ariz-Min. | 7 | -3 | -0.4 | 0 | 0 |
| 3t) | Jackson, Bal. | 4 | 0 | 0.0 | 0 | 0 |
| 3t) | Purdy, S.F. | 4 | 0 | 0.0 | 0 | 0 |
| 5t) | McCloud, NY-G | 3 | 1 | 0.3 | 1 | 0 |
| 5t) | Bre. Hall, NY-J | 3 | 0 | 0.0 | 0 | 0 |
| 5t) | Herbert, LA-C | 3 | 0 | 0.0 | 0 | 0 |
| 5t) | Love, G.B. | 3 | 0 | 0.0 | 0 | 0 |
| 5t) | Mayfield, T.B. | 3 | 0 | 0.0 | 0 | 0 |
| 10t) | Berrios, Mia. | 2 | 0 | 0.0 | 0 | 0 |
| 10t) | Biadasz, Dal. | 2 | 0 | 0.0 | 0 | 0 |
| 10t) | Cousins, Min. | 2 | 0 | 0.0 | 0 | 0 |
| 10t) | *D. Davis, LA-C | 2 | 0 | 0.0 | 0 | 0 |
| 10t) | *Dell, Hou. | 2 | 0 | 0.0 | 0 | 0 |
| 10t) | Ezeudu, NY-G | 2 | 0 | 0.0 | 0 | 0 |
| 10t) | Goff, Det. | 2 | 0 | 0.0 | 0 | 0 |
| 10t) | Hurts, Phi. | 2 | 0 | 0.0 | 0 | 0 |
| 10t) | D. Jones, NY-G | 2 | 0 | 0.0 | 0 | 0 |
| 10t) | Lawrence, Jac. | 2 | 0 | 0.0 | 0 | 0 |
| 10t) | Mahomes, K.C. | 2 | 0 | 0.0 | 0 | 0 |
| 10t) | Taylor, NY-G | 2 | 0 | 0.0 | 0 | 0 |
| 10t) | Tom, G.B. | 2 | 0 | 0.0 | 0 | 0 |
| 10t) | Wylie, Was. | 2 | 0 | 0.0 | 0 | 0 |
| 10t) | *Young, Car. | 2 | 0 | 0.0 | 0 | 0 |

NFL / DEFENSIVE FUMBLE RECOVERIES

| Rank | Player, Team | Ret | Yards | Avg | Long | TD |
|------|--------------------|-----|-------|------|------|----|
| 1t) | T. Watt, Pit. | 3 | 34 | 11.3 | 18 | 1 |
| 1t) | Douglas, G.B.-Buf. | 3 | 2 | 0.7 | 2 | 0 |
| 1t) | Gay, K.C. | 3 | 1 | 0.3 | 1 | 0 |
| 1t) | Blackson, Jac. | 3 | 0 | 0.0 | 0 | 0 |
| 1t) | McFadden, NY-G | 3 | 0 | 0.0 | 0 | 0 |
| 1t) | Winfield, T.B. | 3 | 0 | 0.0 | 0 | 0 |
| 1t) | Bernard, Buf. | 3 | -1 | -0.3 | 0 | 0 |
| 8t) | Cook, K.C. | 2 | 59 | 29.5 | 59t | 1 |
| 8t) | Gilman, LA-C | 2 | 52 | 26.0 | 48 | 0 |
| 8t) | Hicks, Min. | 2 | 42 | 21.0 | 42t | 1 |
| 8t) | Cooper, Den. | 2 | 35 | 17.5 | 35t | 1 |
| 8t) | Carter, Atl. | 2 | 19 | 9.5 | 19 | 0 |
| 8t) | McMillian, Den. | 2 | 5 | 2.5 | 5 | 0 |
| 8t) | Mafe, Sea. | 2 | 3 | 1.5 | 3 | 0 |
| 8t) | Kazee, Pit. | 2 | 1 | 0.5 | 1 | 0 |
| 8t) | Adebo, N.O. | 2 | 0 | 0.0 | 0 | 0 |
| 8t) | Davis, NY-J | 2 | 0 | 0.0 | 0 | 0 |
| 8t) | Gary, G.B. | 2 | 0 | 0.0 | 0 | 0 |
| 8t) | Hutchinson, Det. | 2 | 0 | 0.0 | 0 | 0 |
| 8t) | James, LA-C | 2 | 0 | 0.0 | 0 | 0 |
| 8t) | Morrow, Phi. | 2 | 0 | 0.0 | 0 | 0 |
| 8t) | Odeyingbo, Ind. | 2 | 0 | 0.0 | 0 | 0 |
| 8t) | Oluokun, Jac. | 2 | 0 | 0.0 | 0 | 0 |
| 8t) | Paye, Ind. | 2 | 0 | 0.0 | 0 | 0 |
| 8t) | Payne, Was. | 2 | 0 | 0.0 | 0 | 0 |
| 8t) | Pierce, Bal. | 2 | 0 | 0.0 | 0 | 0 |
| 8t) | Singleton, Den. | 2 | 0 | 0.0 | 0 | 0 |
| 8t) | Witherspoon, LA-R | 2 | 0 | 0.0 | 0 | 0 |

WEEK 12 / THROUGH SUNDAY, NOVEMBER 26, 2023

Team/Offense Rank (Within League)

| BAL | BUF | CIN | CLE | DEN | HOU | IND | JAX | KC | LV | LAC | MIA | NE | NYJ | PIT | TEN | | ARI | ATL | CAR | CHI | DAL | DET | GB | LAR | MIN | NO | NYG | PHI | SF | SEA | TB | WAS |
|-----|-----|-----|-----|-----|-----|-----|-----|-----|-----|-----|-----|----|-----|-----|-----|---------------|-----|-----|-----|-----|-----|-----|-----|-----|-----|-----|-----|-----|----|-----|-----|-----|
| 7 | 4 | 27 | 20 | 23 | 6 | 15 | 13 | 8 | 28t | 11 | 1 | 25 | 31 | 26 | 28t | TYds/G | 24 | 16 | 30 | 19 | 5 | 2 | 18 | 17 | 10 | 12 | 32 | 9 | 3 | 21 | 22 | 14 |
| 6 | 4 | 24 | 29 | 17 | 5 | 16 | 15 | 8 | 27 | 11 | 1 | 28 | 30 | 25 | 21 | TYds/P | 26 | 18 | 32 | 22 | 7 | 3 | 13 | 12 | 9 | 20 | 31 | 10 | 2 | 14 | 23 | 19 |
| 1 | 9 | 32 | 3t | 12 | 24 | 11 | 18 | 17 | 30 | 20 | 2 | 23 | 28 | 14t | 21t | RYds/G | 10 | 5 | 29 | 3t | 13 | 6 | 21t | 14t | 27 | 19 | 16 | 8 | 7 | 26 | 31 | 25 |
| 2 | 9 | 27 | 18 | 8 | 29 | 14 | 30 | 17 | 31 | 22 | 1 | 23 | 5 | 12 | 15 | RshAvg | 3 | 11 | 26 | 10 | 19 | 4 | 20 | 13 | 25 | 28 | 24 | 16 | 7 | 21 | 32 | 6 |
| 20 | 6 | 19 | 27 | 24 | 2 | 18 | 12 | 7 | 22 | 10 | 1 | 23 | 31 | 28 | 26 | PsYd/G | 29 | 21 | 30 | 25 | 5 | 3 | 16 | 14 | 4 | 11 | 32 | 13 | 8 | 17 | 15 | 9 |
| 7 | 4 | 25 | 29 | 21 | 3 | 18 | 11 | 9 | 20 | 12 | 2 | 27 | 30 | 26 | 22 | PasAvg | 28 | 19 | 32 | 23 | 5 | 6 | 14 | 13 | 8 | 17 | 31 | 10 | 1 | 15 | 16 | 24 |
| 4 | 28 | 6 | 29 | 1 | 2 | 15 | 10 | 22 | 32 | 5 | 27 | 30 | 23 | 7 | 18 | %HdInt | 16 | 20 | 13 | 31 | 8 | 14 | 25 | 21 | 3 | 11 | 19 | 26 | 12 | 17 | 9 | 24 |
| 24 | 2 | 20 | 23 | 27 | 16 | 11 | 13 | 1 | 17 | 10 | 3 | 12 | 31 | 18 | 30 | Sac/PP | 22 | 25 | 28 | 26 | 6 | 4 | 7 | 5 | 9 | 8 | 32 | 21 | 14 | 19 | 15 | 29 |
| 9 | 2 | 22 | 15 | 26 | 11 | 19 | 14 | 7 | 28 | 18 | 6 | 27 | 32 | 30 | 29 | 1D/Gm | 24 | 12 | 20 | 16t | 2 | 3t | 23 | 13 | 10 | 16t | 31 | 1 | 3t | 21 | 25 | 8 |
| 9 | 1 | 25 | 30 | 17 | 6 | 19 | 22 | 4 | 26 | 8 | 12 | 27 | 32 | 23 | 28 | 3D Eff | 24 | 13 | 20 | 10 | 2 | 11 | 7 | 14 | 15 | 21 | 31 | 3 | 5 | 29 | 16 | 18 |
| 30 | 6t | 23 | 14t | 24t | 28 | 14t | 26 | 14t | 12t | 11 | 31 | 29 | 3t | 24t | 6t | 4D Eff | 32 | 27 | 8 | 14t | 22 | 19 | 12t | 5 | 2 | 9t | 20 | 1 | 9t | 14t | 3t | 21 |
| 6 | 18 | 5 | 20 | 1 | 21 | 13 | 9 | 25 | 8 | 2 | 17 | 30 | 11 | 28 | 22 | PR Avg | 12 | 32 | 14 | 24 | 31 | 10 | 15 | 26 | 23 | 4 | 29 | 3 | 19 | 7 | 16 | 27 |
| 29 | 18 | 11 | 12 | 1 | 5 | 10 | 9 | 28 | 7 | 24 | 8 | 15 | 19 | 17 | 26 | KR Avg | 31 | 32 | 2 | 22 | 14 | 16 | 6 | 30 | 13 | 21 | 23 | 25 | 20 | 4 | 27 | 3 |
| 19 | 30 | 31 | 4 | 25 | 27 | 18 | 10 | 11 | 2 | 28 | 24 | 12 | 6 | 29 | 1 | GPntAv | 8 | 14 | 16 | 23 | 3 | 26 | 21 | 17 | 9 | 32 | 22 | 13 | 15 | 7 | 5 | 20 |
| 29 | 31 | 26 | 8 | 24 | 20 | 17 | 4 | 15 | 1 | 23 | 12 | 13 | 10t | 28 | 3 | NPntAv | 19 | 21 | 6 | 32 | 2 | 10t | 30 | 25 | 18 | 27 | 7 | 22 | 9 | 5 | 14 | 16 |
| 6 | 5 | 23t | 15 | 14 | 10 | 8t | 12 | 11 | 26 | 8t | 2 | 31 | 30 | 28 | 27 | Pts/Gm | 25 | 22 | 29 | 18 | 1 | 7 | 17 | 16 | 13 | 19t | 32 | 3t | 3t | 19t | 23t | 21 |
| 23 | 28 | 21t | 12 | 9 | 18 | 20 | 13 | 1t | 19 | 8 | 27 | 32 | 3 | 6 | 4t | FG% | 15 | 4t | 16 | 7 | 1t | 14 | 26 | 30 | 29 | 25 | 31 | 10t | 17 | 24 | 10t | 21t |

Opponent/Defense Rank (Within League)

| BAL | BUF | CIN | CLE | DEN | HOU | IND | JAX | KC | LV | LAC | MIA | NE | NYJ | PIT | TEN | | ARI | ATL | CAR | CHI | DAL | DET | GB | LAR | MIN | NO | NYG | PHI | SF | SEA | TB | WAS |
|-----|-----|-----|-----|-----|-----|-----|-----|----|-----|-----|-----|-----|-----|-----|-----|---------------|-----|-----|-----|-----|-----|-----|-----|-----|-----|-----|-----|-----|-----|-----|-----|-----|
| 2 | 10 | 31 | 1 | 30 | 22 | 24 | 20 | 4 | 21 | 32 | 7 | 8 | 14 | 25 | 17 | TYds/G | 26 | 13 | 6 | 15 | 3 | 9 | 18 | 16 | 12 | 11 | 28 | 19 | 5 | 23 | 27 | 29 |
| 1 | 18 | 32 | 2 | 31 | 24 | 14 | 26 | 6 | 22 | 29 | 7 | 8 | 4 | 23 | 19 | TYds/P | 25 | 11 | 9 | 20 | 3 | 21 | 13 | 17 | 10 | 15 | 28 | 16 | 5 | 12 | 27 | 30 |
| 11 | 20 | 29 | 12 | 32 | 9 | 26 | 4 | 19 | 25 | 14 | 6 | 8 | 31 | 22 | 15 | RYds/G | 30 | 16 | 24 | 1 | 13 | 5 | 27 | 18 | 7 | 23 | 28 | 3 | 2 | 21 | 10 | 17 |
| 21 | 29 | 31 | 14 | 32 | 3 | 17 | 9 | 28 | 24 | 19 | 5 | 1 | 18 | 22 | 6 | RshAvg | 26 | 11 | 16 | 2 | 13 | 7 | 23 | 15 | 4 | 27 | 30 | 12 | 10 | 20 | 8 | 25 |
| 3 | 8 | 26 | 1 | 23 | 27 | 17 | 28 | 4 | 13 | 32 | 11 | 16 | 6 | 24 | 18 | PsYd/G | 15 | 10 | 5 | 25 | 2 | 20 | 9 | 14 | 19 | 7 | 21 | 29 | 12 | 22 | 31 | 30 |
| 1 | 8 | 32 | 2 | 27 | 30 | 14 | 22 | 3 | 20 | 28 | 7 | 18 | 6 | 19 | 26 | PasAvg | 25 | 16 | 12 | 24 | 4 | 21 | 13 | 17 | 15 | 9 | 23 | 10 | 5 | 11 | 29 | 31 |
| 14 | 10 | 5 | 7 | 11 | 21 | 6 | 12 | 23 | 13 | 27 | 16 | 25 | 4 | 8 | 32 | %HdInt | 15 | 24 | 26 | 18 | 2 | 20 | 29 | 30 | 17 | 1 | 9 | 31 | 3 | 22 | 19 | 28 |
| 5 | 4 | 16 | 1 | 24 | 25 | 7 | 28 | 3 | 20 | 9 | 6 | 23 | 13 | 12 | 10 | Sac/PP | 8 | 27 | 29 | 32 | 2 | 26 | 19 | 22 | 18 | 31 | 30 | 21 | 14 | 15 | 17 | 11 |
| 4 | 12 | 30 | 1 | 29 | 24t | 24t | 5 | 3 | 22t | 32 | 11 | 7t | 14t | 14t | 14t | 1D/Gm | 31 | 7t | 17 | 13 | 2 | 18 | 21 | 20 | 10 | 7t | 22t | 27 | 6 | 28 | 26 | 19 |
| 10 | 16 | 28 | 1 | 11t | 24 | 15 | 3 | 13 | 25 | 6t | 9 | 17 | 26 | 14 | 20 | 3D Eff | 31 | 6t | 4 | 32 | 2 | 11t | 22 | 19 | 23 | 8 | 5 | 30 | 21 | 27 | 29 | 18 |
| 3 | 20 | 1 | 21 | 14t | 4 | 27 | 9t | 5 | 12 | 23 | 7 | 28t | 28t | 9t | 28t | 4D Eff | 9t | 14t | 32 | 25 | 19 | 22 | 14t | 31 | 26 | 8 | 14t | 13 | 6 | 2 | 14t | 24 |
| 31 | 28 | 10 | 20 | 6 | 4 | 21 | 8 | 29 | 11 | 14 | 9 | 16 | 24 | 17 | 23 | PR Avg | 19 | 27 | 7 | 32 | 12 | 5 | 30 | 25 | 13 | 2 | 1 | 18 | 22 | 3 | 26 | 15 |
| 15 | 7 | 3 | 5 | 4 | 16 | 25 | 27 | 24 | 12 | 9 | 30 | 20 | 2 | 26 | 13 | KR Avg | 10 | 14 | 23 | 21 | 32 | 8 | 18 | 31 | 22 | 11 | 28 | 29 | 19 | 17 | 6 | 1 |
| 9 | 29 | 15 | 18 | 32 | 12t | 20 | 7 | 5 | 16 | 31 | 30 | 19 | 1 | 4 | 8 | GPntAv | 21 | 17 | 28 | 10 | 6 | 26 | 3 | 11 | 14 | 2 | 27 | 12t | 25 | 22 | 23 | 24 |
| 8 | 27 | 2 | 17 | 3 | 16 | 14 | 20 | 13 | 24 | 9 | 30 | 25 | 5 | 6 | 10 | NPntAv | 11 | 32 | 22 | 23 | 28 | 29 | 12 | 15 | 7 | 4 | 31 | 1 | 21 | 18 | 26 | 19 |
| 2 | 6 | 19 | 7 | 28 | 14t | 27 | 11 | 3 | 17 | 24t | 23 | 21 | 18 | 5 | 9t | Pts/Gm | 31 | 14t | 30 | 29 | 4 | 24t | 9t | 16 | 13 | 8 | 26 | 20 | 1 | 22 | 12 | 32 |
| 28 | 26 | 27 | 1 | 18t | 9 | 14 | 3t | 5 | 20t | 25 | 20t | 15 | 16 | 24 | 31t | FG% | 13 | 29t | 31t | 3t | 7 | 10 | 6 | 8 | 22t | 18t | 2 | 17 | 11t | 11t | 22t | 29t |



TENNESSEE TITANS

FEATURE CLIPS

THE DEAL BEHIND THE DOME: AMY ADAMS STRUNK AND HER STADIUM-WINNING DRIVE

*BY JULIA MASTERS
NASHVILLE BUSINESS
JOURNAL
AUGUST 24, 2023*

According to those who know her, Amy Adams Strunk takes a small-business leader's approach to her role as controlling owner of the Tennessee Titans. She asks questions, identifies strong leaders and loves hanging out with fans enjoying a hot dog at a tailgate.

Since becoming controlling owner in 2015, her leadership style has seen six winning seasons, an AFC Championship appearance and contributed to Nashville playing host to the 2019 NFL Draft. In what may be the biggest accomplishment of her tenure, state and city leaders, after protracted debate, this year approved a \$2.1 billion domed stadium for the team, which is expected to be completed in 2027.

Set to anchor Nashville's reimaged East Bank, the stadium is poised to become one of Music City's most transformative projects — prospects that are as concerning to some residents as they are exciting to others.

Adams Strunk made few public remarks throughout the approval process, allowing Titans president and CEO Burke Nihill to be the primary face of the project. Now, she shares her behind the scenes view of the deal in an email interview with the Business Journal. The following has been edited for length and clarity.

When the deal got approved, what was that feeling like, and where were you? Who was the first person you called? I was with my family, and Burke was keeping me updated throughout the evening. My first feeling when the stadium was approved was overwhelming gratitude. We moved here in the

mid-1990s, and we're so humbled by the support this city and state has showed our team since day one. It's such a great feeling to know the Titans will be a part of this incredible community for another generation.

What excites you the most about bringing this deal to Nashville and Titans fans? What does it mean to the city? I'm thrilled that Titans fans will have a new home with the great fan experience they deserve. I'm also excited to see the biggest events in the world pass through Nashville's new stadium. But it has always been hard for me to think about this project without being most excited about what it means for Nashville as a whole. We've been a part of the conversations about the future of the East Bank for the past several years. While it won't be without its challenges, I've always supported the city's vision to transform the stadium property into something truly special for the city. Having seen the planning work, I truly believe the East Bank will be a celebrated area of Nashville for generations to come. To think the city's beautiful stadium building will be a part of that neighborhood ... it's all so exciting.

How will you evaluate the success of the new stadium? How should the public evaluate its success? There will be things we will track that I'm excited to see, like the success of our events and how many new jobs and opportunities the stadium will bring. But I'm also the kind of person who likes to go directly to the fans and hear what they think. I like visiting with them before our events and listening to their real, direct feedback. We've engaged a lot with fans during this process and are continuing to do that now, and their feedback has been really helpful in shaping our vision for the new stadium.

What do you hope the East Bank looks like in five years? The future of the East Bank makes me so excited for Nashville. I love that we'll have large, beautiful parks, especially on the riverfront. I love the idea that the former stadium site

will be used for transportation. From everything I've seen, I think the East Bank will be a place where everyone in Nashville will want to spend time. We've said before that we want the area around the stadium to feel like a neighborhood with a stadium in it, and not a stadium with a neighborhood built around it, and we look forward to being partners in that vision.

Initial renderings for a proposed Tennessee Titans stadium show outdoor terraces.

What was the most important thing to you during this process? The most important thing to me during the process was finding a long-term answer, and not dedicate resources to a short-term one that we'd just have to address again in a few years.

Was there something you did compromise on? All of the groups involved — the mayor's office, the state of Tennessee and so many others — were such great partners through this whole process. Negotiating a 30-year agreement takes a lot of time, and there was compromise during negotiation from everyone. I'm so glad we landed on a solution that resulted in a win for all involved.

How do you see your job differently now? Did the process reveal anything or teach you anything new about the Titans' business? I'm focused on helping our football team and organization perform at our best, and that will never change. That's the great thing about our mission statement, "Win, Serve, Entertain," because it's our North Star regardless of what's right in front of us at the time. Stadium construction is new to most of us in the organization, but we have a great team of people with a lot of experience working to make sure we get it right.

What lesson from your dad [Bud Adams, the team's late founder] stuck with you throughout this process? My dad loved this city, and I thought about him often throughout this process. I know he would be proud to know the team he

founded so many years ago will be a part of this community for decades to come. I want to honor his legacy and make this city proud.

What does it mean to you to be a female owner in the NFL, and how have you navigated that space? I talk with other female owners about how it would be amazing one day to have two female NFL owners playing against each other in the Super Bowl. At the end of the day, it's the same for any team owner, male or female — we just want to beat each other. It's important to me to support other women who are interested in getting involved in the NFL. We started the Amy Adams Strunk Women in Football internship a few years back, which is a program aimed at recruiting more women in sports operations roles. Our first two interns were so outstanding that we extended their time with us, then we eventually hired Mical Johnson full-time as a scouting assistant. We've also grown girls flag football here in several counties around Middle Tennessee, and this year the athletes from [Metro Nashville Public Schools] participated in a panel where they got to talk directly with some of our female leaders about different career paths in sports. We have nine women in vice president roles in our organization across a variety of departments, and I'm very proud of our progress in that area.

At what point did you feel the most confident in the deal? When were you most worried? Getting to a final agreement was a long, diligent process, but it needed to be to make sure we came to the right solution. We certainly encountered challenges along the way, but everyone involved recognized that old deal didn't make sense anymore and that we needed a new, long-term deal that made sense for all parties.

If you encounter a skeptic of the stadium, what is your message to them? I'm looking forward to making them proud of how we serve this community over the next 30 years and beyond. Again, this has always been bigger than just building a stadium. The new agreement secures our home in

Nashville for the next several decades, and we take that commitment very seriously. We understand we have a platform here, and we're going to use it to make our community a better place and we're all partners in that.

###

THE STORY BEHIND THE TITANS UNVEILING OILERS THROWBACK UNIFORMS

BY JIM WYATT
TENNESSEETITANS.COM
JULY 23, 2023

NASHVILLE – "Oilers history is Titans history."

Those are the words of Titans controlling owner Amy Adams Strunk from a year ago, when the organization was exploring the possibility of wearing Oilers throwback uniforms, with the classic oil derrick logo on the helmets.

The possibility has turned into reality, and now fans of the organization can see them for themselves.

The Titans will wear the same uniforms the Houston Oilers wore for nearly two decades in Houston, until 1998, when the franchise also wore them as the Tennessee Oilers. The uniforms represent the longest span of Oilers uniforms in franchise history, and arguably the most beloved uniform.

The uniforms will pay homage to the Luv Ya' Blue era.

"It allows us to honor as many players as we can, because it covers so much time," said Surf Melendez, Vice President and Executive Creative Director for the Titans. "It also represented our transition to Tennessee, because we wore these uniforms in Tennessee as well."

The Titans will wear the uniforms in two games this fall, both at home. The organization inquired about wearing them for a road game in Miami as well, but it doesn't appear that will come to fruition.

The light blue Oilers throwbacks will replace the light blue "Titans" jerseys as the third jersey, joining the navy and the white uniforms.

Amy Adams Strunk said last year the team wanted to continue paying homage to the franchise's history. The organization has honored Houston Oilers players at alumni events in years past, and a number of Oilers are in the franchise's Ring of Honor.

The Oilers left Houston for Tennessee after the 1996 season and played a year in Memphis, in 1997, before playing in Nashville at Vanderbilt Stadium in 1998. The Tennessee Oilers became the Tennessee Titans in time for the 1999 season.

"Oilers history is Titans history," Strunk said last year. "We know our fans feel passionately about showcasing that legacy on game day, and we're actively working on making throwback jerseys possible in the near future. Stay tuned!"

Those who stay tuned will see this:

- "Columbia Blue" jerseys with red around white on the numbers, and names on the back, with a red, white and light blue band on the sleeves.

- White helmets, with the famed oil derrick, with red facemasks and red stripes outside of a thicker light blue stripe on the top.

- White pants, or britches, with red stripes on each side of a thicker light blue stripe down the side.

- Red and white stripes on light blue and white socks.

The words 'Luv Ya Blue' will be on the back neckline of the jerseys.

Players will have the option of wearing red sleeves, red gloves, and red cleats to add to the look.

Current Titans Derrick Henry, safety Kevin Byard, defensive lineman Jeffery Simmons and quarterback Ryan Tannehill have already worn them – they took part in a photo shoot earlier this offseason.

"They loved them," Melendez said of the current Titans. "They really loved them."

Former Oilers have also seen them – Warren Moon, Robert Brazile and Elvin Bethea were given a sneak peek when they were in Nashville for an alumni event last year.

"They looooved them, and it took them back," Melendez said of the former Oilers. "The guys who wore the uniform, it took them back. And they were able to speak to the significance of wearing that uniform. This was an original AFL team, so there's a rich tradition there and now people are going to see this, and they are going to be reminded of this rich history."

Melendez knows fans are excited. The team has had Oilers merchandise available for two seasons and there has been an increased demand over the years.

Oilers jerseys are now on sale, and new merchandise will be available in the team store at Nissan Stadium.

"Amy is passionate about this, and we are lucky," Melendez said. "She loves Nashville, she loves Houston, and she loves those people. She lived it, and she's passionate about the Oilers history."

###

'EVERY DETAIL MATTERS': HOW AMY ADAMS STRUNK REINVENTED THE TENNESSEE TITANS

**BY DENNIS FERRIER
FOX 17
FEBRUARY 1, 2022**

NASHVILLE, Tenn. (WZTV) — When we think of what makes a pro football team great, we always talk about star players and coaches. But when it comes to the Tennessee Titans and their remarkable six-year streak of excellence, you have to leave the field to understand what has happened here.

It's 2015. The Tennessee Titans are the worst team in football. Their organization is small and, let's be nice here, not admired.

In walks Amy Adams Strunk—a woman with no experience in the NFL. The daughter of an eccentric billionaire. What are the chances she would be anything but more of the same old, same old?

"She took the first six months that she was in charge and just stayed in the back," said Titans announcer Mike Keith. "She wouldn't do interviews. She didn't get out in front with anything. She wanted to learn as much as she possibly could."

When she was ready, it was nothing short of a reinvention of the entire organization.

"Strip it down, challenge everything we value that just overhauled the culture both on the football team and on the business side of the organization," said Titans president Burke Nihill.

Nihill was one of her outside-of-the-box hires. A lawyer in retail and tech with no NFL background.

"I do think that professional sports lends itself to a wash, rinse, repeat cycle," said Nihill. "Every season you can kind of do the same things for a while and get away with it.

And her mentality is 'Let's act like a start up, let's challenge everything, let's expect our best in every category of the business.'"

Although he won't take credit, Nihill was the one who decided to let Waverly High School play at Nissan Stadium after devastated floods gripped the community. That was a decision beyond inconvenient—a bold, impulsive act of service.

"When do we do it, it's the weekend after the first game," Keith said. "We played the home opener, we are going to Seattle the next weekend so everybody is going to travel. You've got the home opener and then you are going to the west coast and the organization does this on that Thursday night, Waverly is playing at Nissan stadium and we are going to make it happen. And I don't know anybody in the organization that just didn't pitch it. It was just one of the proudest moments that I've ever had of this entire organization."

Keep in mind this would have been unthinkable in the old days, you would have been laughed right out of the meeting.

"The service piece is really what has increasingly defined the people who work in this organization," said Nihill. "It's our heartbeat. It may sound cheesy, but the people who have come to our doors for whatever reason, it matters to them on a deeper level. We have paid a lot more attention to how we can leverage our platform, our resources to make Nashville a better place to live," said Nihill.

There's a famous story told around here. At a big staff meeting, Amy Adams Strunk said, "We have ugly tickets, and we will never go to the Super Bowl with ugly tickets." It was dead quiet in the room, maybe some skepticism. But now they believe everything matters.

Of course, none of it matters if you don't win football games. If you lose, you are viewed as a failure whatever you do for the community.

That might not be fair, but it is an ugly truth.

Adams' first big hire was General Manager John Robinson. You know the winning streak started the same day as that hire.

And while it's pretty obvious he is a good judge of football players, their potential, what they have left in the tank, their value as a piece of the puzzle. What you don't know is his complete buy-in to the Titans culture.

"Everything matters, it's one of our mantras: everything matters," said Nihill. "Every bit of design around the stadium, our tickets, every detail matters. It also carries over to the football team. I have watched him walk around our practice field and pick up little pieces of athletic tape to make it so everything about everything we do is first class."

Even with the crushing loss to the Bengals. Even with a Super Bowl goal defeated for another year. The Titans will be back. Because it's just what they do.

"I tell people all the time, these are the good old days," added Keith. "Enjoy this because what you are seeing on and off the field from our organization, this is the best we have ever been in 23 years."

###

**MEET TENNESSEE TITANS
OWNER AMY ADAMS
STRUNK—AND NINE
OTHER WOMEN
CHANGING THE GAME IN
THE NFL**

**BY AMY FELDMAN FORBES
SEPTEMBER 23, 2022**

Most female owners inherit a team from a father, husband or brother. Now some are buying their way into football. The Titans' titan goes deep on what it all means for the league.

Before the Tennessee Titans kicked off their NFL season with a home game against the New York Giants on September 11, team owner Amy Adams Strunk spent nearly two hours with tailgaters outside Nashville's Nissan Stadium. "Omigod, it's her," one young woman shouted, before asking for the requisite photos.

The fans, Adams Strunk says, are her favorite part of owning the team, which her late father Bud Adams founded (as the Houston Oilers in 1960) and of which she has been the controlling shareholder since 2015. "Our fans, to me, are not a statistic," she says. "I'm going to be the owner that comes up to you and thanks you."

At 66, Adams Strunk is worth \$1.6 billion from her 50% stake in the Titans and is one of a growing number of women who own NFL teams: 18 of the league's 32 franchises are at least partially female-owned, with 10 listing women as majority owners or co-owners. Most inherited teams from their fathers, brothers or husbands—or, like the Buffalo Bills' Kim Pegula and the Cleveland Browns' Dee Haslam, bought into them with their husbands.

But there are signs of change—this summer, Ariel Investments' Melody Hobson bought a 5.5% stake in the Denver Broncos for

\$245 million as part of the Waltons' ownership group that also brought in Carrie Walton Penner, granddaughter of Walmart founder Sam Walton, with a 30% stake.

"Fifty percent of our fans are women," says Adams Strunk, who is known as "Mom" to the Titans' faithful. "Even though we've never played the game, that doesn't mean we don't know the game. And we have some unique perspectives on reaching women that we can bring to the table."

While some female owners who inherited NFL teams are hands-off, Adams Strunk not only runs the Titans but has also delivered a stunning turnaround. Since 2016, the squad has had six winning seasons. More important, she helped bring the NFL draft to Nashville three years ago and has high hopes for the city to host a Super Bowl.

It's a vision her father could not have foreseen. Bud Adams, who died in 2013 at age 90, was a legend in professional football. A member of the Cherokee nation who made his fortune in oil, he was instrumental in founding the American Football League and started the Oilers for just \$25,000. In 1997, when Houston wouldn't pony up cash to replace the aging Astrodome, he relocated the team to Nashville and its new 69,000-seat stadium.

"It was a game-changing moment for this city," recalls Butch Spyridon, CEO of the Nashville Convention & Visitors Corp. "It shocked the entire sports world, and Nashville started to believe in itself a little more."

But Bud Adams' death also led to a leadership struggle for the Titans as the team's losses piled up. Its ownership was split between his two daughters, Adams Strunk and Susie Adams Smith, and the wife and children of their brother, Kenneth Adams III, who died of suicide at 29 in 1987.

After a family scrum—which saw the ousting of her brother-in-law as CEO—Adams Strunk and her nephews wrested control of the team in 2015. "It was a hard decision," she says, "but my dad's legacy was very important to me and the boys."

Adams Strunk had grown up in football, but her father had never wanted his daughters working for the team. She had spent time as owner of a few of the family's car dealerships and oil interests, and raising horses (she still has a few dozen on the family ranch in Texas, along with plenty of rescue dogs). "I never thought—ever—that I would be running the football team," she says.

After she took over the Titans, she worked closely with her nephew, Kenneth Adams IV, who had worked for the team under her father since 2007, as well as with Steve Underwood, who she brought back from retirement as the team's top executive. Kenneth Adams, who is 38 and a Titans board member, says that having his aunt and other female owners running NFL teams makes a difference: "I think it's good for the NFL and we need it. It was a long time coming."

Adams Strunk brought in a new general manager, Jon Robinson, who was blunt about the team's problems on the field, and spent money on new facilities (including a new indoor training center) and new uniforms. "When you know you need to fix something you want someone telling you the brutal honest truth," Adams Strunk says. "Nothing is going to get solved if you don't know what needs to be done."

The willingness to spend money differentiated Adams Strunk from her frugal father. And while she could be tough when fixing problems, Jevon Kearse, the Titans' former defensive end, says it is her warmth that makes her a different kind of owner. "She's one of the first people to come up and give me a hug," he says. "Some of the owners come around for the

money. She gives it a little bit more love.”

And all of that love has paid off. The value of the Titans’ has more than doubled since 2015, to \$3.5 billion from \$1.5 billion, as revenue reached \$481 million, according to Forbes’ estimates. Even so, with the average NFL team now worth \$4.5 billion and the Dallas Cowboys reaching a record \$8 billion this year, the Titans remain No. 27 (of 32) on the list of most valuable NFL franchises.

Adams Strunk credits her success to having no preconceived notions about how to run a team. “Just because something has been done a certain way forever doesn’t make it the right way anymore,” she says, adding that it’s often easier to come in with big ideas as an outsider. “We talk a lot about being a 60-year-old startup,” says the team’s CEO, Burke Nihill, who took over two years ago. “Amy has encouraged us to challenge everything.”

Next up is the issue that vexed her father: a new stadium. While it is expected to cost more than \$2 billion and the city has yet to sign off amid questions over taxpayer funding, Forbes has estimated that it could increase the Titans’ value by \$300 million. To pay for their share of the new stadium—the team ownership and an NFL loan are expected to cover at least \$700 million—the family will sell some of its other assets. Adams Strunk believes a new stadium, which would be fully enclosed, could host not only the Titans but also concerts and, yes, that big game with the \$7 million commercials.

Super Bowl aside, Adams Strunk thinks her father would be a fan of the job she’s done. “I think if he was looking down now,” she says, “he’d be super proud.”

###

**AZEEZ AL-SHAAIR, THE
TENNESSEE TITANS'
'UNCONQUERABLE SOUL,'
NO LONGER HAS TO LIVE
IN FEAR**

**BY PAUL SKRBINA
NASHVILLE TENNESSEAN
NOVEMBER 21, 2023**

The tone of her voice alarmed the 9-year-old boy.

Azeez Al-Shaair's mother, Naadhirah Lennon, was spitting mad, yelling at every child in sight. And within earshot.

Lennon doesn't remember what she was yelling about. She doesn't remember who she was yelling at.

She remembers her son Azeez coming to a halt in the middle of the family's living room, though, momentarily paralyzed.

"I'm like, 'Boy, what are you doing?' " Lennon said to Al-Shaair, who 17 years later is a 26-year-old linebacker with the Tennessee Titans. "He's like, 'I'm being still.' "

But why? Why was he being still?

"Because if I'm still, then you don't see me," Al-Shaair said. "I'm invisible. I won't get in trouble."

Still.

Invisible.

Those two words struck Lennon hard, stuck with her. The son she called "goofy," the "class clown," the second oldest of her eight children who was "always smiling," was telling his mother something.

Tennessee Titans linebacker Azeez Al-Shaair (2) show his tongue as he warms up before an NFL football game against the Baltimore Ravens, Sunday, Oct. 15, 2023, at the Tottenham Hotspur stadium in London.

"It's funny on the surface," she said of his reasoning. "At the same time, if you look into it, it's kind of sad."

Still.

Invisible.

"That was kind of how he felt," Lennon said.

"He was overlooked."

Mostly because he was low maintenance, and the low-maintenance doesn't usually get a lot of attention on a daily basis.

'It's a smell you never forget'

The sound of a smoke detector startled the 15-year-old high school sophomore from his sleep.

Azeez Al-Shaair awoke around 6 that summer morning in 2012. An "orange and black glow" was overwhelming the narrow hallway outside the tiny bedroom where he and some of his brothers slept on the floor. There was no room — or money — for beds.

Al-Shaair crawled down the hallway into the living room. Through the smoke, he could see into the kitchen. Orange flames swallowed the stove. Two of his younger brothers and his infant niece were the only other people in the house.

Al-Shaair tried putting out the fire. He couldn't.

"The flames were just so big," he said. "Everything just started to fall down on the cabinets."

Al-Shaair turned his attention to his brothers and his niece. Rushed them to safety outside and then saw his own life flash before his eyes.

"I was just like, 'I have literally zero,' " Al-Shaair said. "I couldn't see past that."

One of Al-Shaair's sisters had been cooking chicken in a frying pan. She'd accidentally left the stove on when she left for work that morning.

The two-bedroom home in Tampa where the electricity was sometimes

cut off and food often was scarce, was owned by Al-Shaair's grandmother.

Nonetheless, it was a home for Al-Shaair, his seven siblings and his mother.

Now it was gone. Now they had no home. Spent seemingly endless nights on friends' couches, in extended-stay motels.

The smell, the sights, they aren't gone. Never will be.

"I'm terrified of fire to this day," Al-Shaair said.

Eventually, Al-Shaair gathered some of his ash-encrusted hand-me-downs that had been spared.

"I remember washing them off, 30 to 40 times," he said. "The smell would literally not go away. It's a smell you never forget.

"Any time I smell it, even just a little bit, like when someone is cooking, I freak out."

'You don't need that much toothpaste'

A brush with a toothbrush is an everyday reminder Ruqayyah Al-Shaair Bragg has of her older brother.

She was 7 years old when 9-year-old Azeez happened into the bathroom one morning.

"I was over-squeezing, overloading toothpaste on my toothbrush," she said. "He popped me upside the head. 'You don't need that much toothpaste. There are people right now who don't have toothpaste and you're out here wasting all this toothpaste.' "

"He probably would be like, 'What? I don't remember that.' I think about that every single time I brush my teeth, like not to waste toothpaste."

On the morning of the same day she shared that story, Ruqayyah swore she scolded her husband for doing

the very same thing while he was brushing their 2-year-old son's teeth.

"I literally went in there and took some toothpaste off," she said.

Her brother would have been proud.

'I lived a lot of my life in fear'

Azeez Al-Shaair is not much for wasting.

Not time.

Not money.

After he signed his first NFL contract as an undrafted free agent with the San Francisco 49ers in 2019 — three years, \$1.77 million — Al-Shaair bought a silver bicycle.

He rode it to practice every day. He did most of his shopping at Walmart and Target. Not until his second season in the NFL did Al-Shaair buy his first car — a Jeep Grand Cherokee, which he had wrapped in matte black.

He has made nearly \$9 million since his bicycle-riding days. He sometimes still shops at Walmart and Target.

"As a child I lived a lot of my life in fear," Al-Shaair said. "That was one of the biggest emotions I remember, is being afraid."

He has since been able to help his family. Help strangers. He doesn't worry as much about where tomorrow will take him, or if tomorrow will come.

Today he lives in the today.

His biggest vice, if he has one, is his game-day wardrobe collection. He doesn't skimp on that.

"The rest of time he's in sweatpants, stuff the team gave him," Lennon said. "He and I kind of had, I call it 'Broke B Syndrome,' and the B stands for not a nice word.

"You're still living your life like you don't have resources. I tried to

encourage him to not always do that."

'Losing this attachment to being attached'

Azeez Al-Shaair doesn't ride a bike to work these days.

More than happiness, money has bought him peace of mind.

"I can make \$100 million and one day I will die," he said. "Whether I kept the \$100 million for myself or not is not the point."

It goes back to his Muslim faith.

"If I have to meet my maker, have to stand in front of God and say, 'Hey, you blessed me with \$100 million and I put all of it in a savings account to save up for a moment I don't even know if I'm going to have.'

"I might die tomorrow, after this conversation. I have no clue what's going to happen five minutes from now. If I gave away \$100,000, or a million dollars, nothing is being taken from me."

His faith has led him to believe in fate. That everything is predestined. Happens for a reason.

He appreciates the value of money but doesn't want it to define him.

"It's like losing this attachment to being attached to things," he said.

'Took me so long to remember'

The name Al-Shaair means "son of a poet" in Arabic.

When Al-Shaair's parents converted to Islam before he was born, they took on that name.

Al-Shaair's grandfather, James Tokley Sr., was the first poet laureate of Tampa and Hillsborough County, a position he has held for more than 30 years.

He befriended famed author, poet and civil rights activist Maya Angelou.

His words appear on landmarks throughout Tampa, including atop the Hillsborough County Courthouse.

He was something of an inspiration to Al-Shaair. He tried to be a male presence after Al-Shaair's father left. He'd encourage his grandson to recite "Invictus," a poem penned by William Ernest Henley. He'd give him \$5 every time he did.

Out of the night that covers me, it begins.

Black as the pit from pole to pole,

I thank whatever gods may be

For my unconquerable soul.

"It took me so long to remember," Al-Shaair said.

It's something he'll never forget.

'It was very easy to connect with him'

Al-Shaair's parents divorced when he was in second grade.

His father was an English instructor whose job took the family to Jeddah, a city in Saudi Arabia, for two years. Al-Shaair said he hasn't talked to his dad, James Tokley Jr., since he was 13.

Still, he has remained a proud, accepting, sometimes outspoken Muslim who sometimes attends mosque with Nashville SC star Hany Mukhtar.

They met through a mutual friend.

"I know how it is to come to a new city, don't have friends here," Mukhtar said. "It was very easy to connect with him."

Al-Shaair's teammates feel the same way.

Tennessee Titans linebacker Azeez Al-Shaair (2) takes a selfie with fans as the team gets ready to face the Cleveland Browns in Cleveland, Ohio, Sunday, Sept. 24, 2023.

'I have no clue what somebody else is going through'

Embarrassment routinely startled the budding teenage football star.

Al-Shaair often wore dirty clothes to school. He didn't have many friends. He'd steal hot fries and Cheetos and Kit Kats from Dollar Tree "for dinner."

"I would be like, 'Well, I don't have anything and these big old companies have all this money,' " he said. " 'Walmart will be OK.' But it's the principle. Who am I to say that?"

"Who am I to say that, 'Oh, this person whose car I'm breaking into, they have a car, they have a house, they'll be OK?' I have no clue what somebody else is going through."

He knew what he and his family were going through. He was trying to survive, he told himself.

"Stealing bikes. Selling them to pawn shops," he said. "Stealing phones, whatever it might have been."

Sometimes he and his cousin would put on their football pads, stand in front of a local business and hold their helmets out for donations, as if they were raising money for the team.

"They really were raising money for themselves," Lennon said.

Before long he wanted to right his wrongs. Or at least stop excusing them.

The kid who felt "still" and "invisible" strived to be a man who is anything but.

He's in his fifth season in the NFL. He has played 2,000-plus more snaps there than he ever could have imagined. He's in the top 10 in the league in tackles.

He was a part of the 49ers team that made the Super Bowl in 2019.

All of that, after a torn ACL during his senior year at Florida Atlantic left him wondering whether the NFL would ever call.

That call never came.

Al-Shaair wept in his mother's arms. He apologized and thanked everyone who attended his draft party.

"He thought he had failed his family," Lennon said.

'My mom once told me something'

Every last 6 feet, 2 inches and 228 pounds of Azeez Al-Shaair overwhelmed a black, patterned chair inside a meeting room at the Titans' practice facility on a September midafternoon.

A torn-off-sleeves, ripped-down-to-his-stomach, Titans-blue tank top was draped over his neck. A matching bandana covered his head. Al-Shaair interlocked his fingers when he talked. He leaned forward. He was vulnerable. He was at ease.

The man who was undrafted out of Florida Atlantic, the man who rode a bicycle to practice his rookie year, was talking about what had shaped him.

The fire.

Saudi Arabia.

Friends' couches.

Extended-stay motels.

His grandmother's living room.

His mother and his brothers and sisters and his grandfather.

All of it.

"My mom once told me something," Al-Shaair said. "That which is for you shall not pass you by, and that which passes you by is not for you."

'Flash back to being 12'

Naadhirah Lennon grew up a dancer. Dreamed of being the next

Debbie Allen. Attended the Dance Theatre of Harlem and Alvin Ailey American Dance Theater in New York.

That dream passed her by.

So when a teary Azeez begged her to let him play football when he was 12, told her it was his dream, she relented. Even though she was dead set against the idea.

"I flash back to being 12," said Lennon, who works overnight shifts verifying identities for the IRS. "To my dream of being the next Debbie Allen . . . my parents didn't necessarily support that goal.

"I was like, 'I can't do that to him.' So I told him, 'I'll let you play, but if you get hurt I'm going to pull you out.' "

'He cares about everybody in the locker room'

Al-Shaair couldn't have in-home visits with college coaches because he didn't have a permanent home.

He was invisible to schools such as Alabama and Michigan and Notre Dame.

He became a legal guardian of two of his younger brothers, Abdul-Lateef and Abdur-Rahmaan, when he was at Florida Atlantic, moved them in with him and supported them with cost-of-attendance checks.

He turned into a man who was voted to be a Titans captain before he'd played a snap for the franchise.

That was no fluke. No coincidence. That goes beyond being a good football player.

"It shows everything you need to know about him, that he came in and was voted a captain in his first year," Titans linebacker Jack Gibbens said. "That speaks for itself."

"I think of someone who's very thoughtful, has a lot of wisdom," Titans linebacker and Al-Shaair's locker neighbor Luke Gifford said.

"He cares about everybody in the locker room. When you back that up with actions and the things you do on the field, it goes a long way."

Football fields are where Azeez Al-Shaair makes his living. Life is good.

Azeez Al-Shaair is no longer invisible. He's no longer still.

###

**TITANS LINED UP FOR
SPEED AT ILB WITH
AZEEZ AL-SHAAIR**

**BY PAUL KUHARSKY
PAULKUHARSKY.COM
MARCH 15, 2023**

NASHVILLE, Tenn. – David Long was replaced within 24 hours as the Titans agreed to terms with their first Ran Carthon connection, Azeez Al-Shaair, the inside linebacker who's been a piece of the 49ers' strong defense.

Dianna Russini reported the agreement.

Al-Shaair will bring excellent speed to Nashville – something Mike Vrabel has emphasized he wants upgraded throughout the roster. The new inside linebacker will be 26 this season. The 6-foot-2, 228-pounder was undrafted out of Florida Atlantic in 2019.

He should help the team cover tight ends and running backs. He could be paired with Monty Rice or the two could be mixed and matched with a player deemed more of a run-down player. Others on the roster now are Chance Campbell, Jack Gibbens and Luke Gifford another played they agreed to terms with Tuesday.

Pro Football Focus rated Long 14th among inside backers last season with Al-Shaair 18th. They were both weakest in coverage where Long graded out at 62.9 and Al-Shaair at 61.

In his final year with the 49ers, he only played 143 coverage snaps (compared to 446 for Long) but per Sports Info Solutions he allowed two completions on four targets for 18 yards.

Al-Shaair missed five games in 2022 with an MCL injury. Over four seasons he's played in 56 games and started 31.

"He has some upside to his game because of his limited starts," Blake Beddingfield said.

Al-Shaair overcame quite a bit to make it to the NFL and earn a second contract, the financial details of which remain unreported.

He's got seven siblings, and they all moved in with their grandmother in Tampa, Fla. in 2012 because of financial struggles. He led his family to safety one night after smelling smoke and they watched the house burn down. After shuffling around they wound up housed in a long-term motel, and he spent two hours a day on a bus to get to school and football practice, often eating just once a day.

The Titans are also in line to add Gifford, another inside linebacker who's got great athleticism.

###

**TITANS DL DENICO
AUTRY PLANS TO
ATTACK WITH A
"BULLDOG MENTALITY"**

**BY JIM WYATT
TENNESSEE TITANS
AUGUST 10, 2021**

NASHVILLE – Kevin Byard has noticed teammate Denico Autry's hands, the same hands responsible for blocking eight kicks in his NFL career.

"The guy's hands are huge," Byard said on Tuesday while discussing the big defensive lineman, who spent four years with the Raiders and three with the Colts before signing with the Titans back in March.

"He was in Indy, always being disruptive, always in the backfield making plays," Byard continued. "Obviously watching a guy like him, a guy who has so much length. ... He is just a big guy, and I think he is going to be really disruptive up front with Jeff (Simmons) and those guys. I am excited to see him come out here and make some plays for us."

The 6-foot-5, 285-pound Autry has played in 96 games, with 56 starts, since entering the league as an undrafted free agent with the Raiders in 2014. In seven seasons, he's recorded 182 tackles and 30.5 sacks.

In 2020, while lining up primarily at defensive end, Autry tallied 33 tackles (20 solo), 9 tackles for loss, 7.5 sacks, and 35 total QB pressures during 14 games, with 13 starts, with the Colts.

Now, he's ready to create havoc with the Titans.

And he's fired up about the opportunity in Tennessee.

"If you come after me," Autry said of the Titans signing him, "I'm going to give you all I've got. I appreciate those guys for that, and I want to prove them right."

Autry plans to do it using a "Bulldog mentality," which he didn't hesitate to describe when asked what that meant after Tuesdays' practice.

Like Simmons, Autry played in college at Mississippi State.

As a senior for the Bulldogs in 2013, Autry started in all 13 games and collected 31 tackles (14 solo), 6.5 tackles for loss, 2.0 sacks, three passes defended and one forced fumble

"With Jeff, that Bulldog mentality goes a long way," Autry said. "Rugged, tough, hard-nosed, going to get after you every play, relentless. (It's) just a way of life."

Autry was a force all over the defensive line for the Colts, where he registered 20 sacks in 40 games over the past three seasons. Autry posted nine sacks in 2018, 3.5 sacks in 2019 and 7.5 sacks in 2020.

Autry's 20 sacks during the last three seasons ranks in the top 15 in the NFL for defensive linemen. Autry has also appeared in four career playoff games with three starts and collected 12 tackles, 2.5 sacks, five quarterback hits and a forced fumble in the postseason.

Titans defensive coordinator Shane Bowen is excited about the possibilities with Autry.

"He has a lot of versatility for us," Bowen said. "He can play inside or outside, and he is able to go in there on third down and do some things, he is able to go outside on third down and do some things. His multiplicity and his alignments – obviously being a bigger guy, which we really haven't had in there on third down at times. A bigger, longer, more powerful dude that will be able to just push the pocket a little bit, too, and keep those edges a little bit shorter for our guys."

Autry said he's felt good in camp, and he attributes it to his training this offseason.

Leading up to camp, Autry said he focused on building endurance and strength while doing more CrossFit training.

In Tennessee, he's already enjoying his time – and he's ready to make an impact on the field.

"I like everything about it here," Autry said. "(When I was in Indy), I saw where (the Titans) had good parts and pieces, and I wanted to be a part of it."

###

AS TENNESSEE TITANS' DENICO AUTRY RETURNS TO INDY, DON'T FORGET THE SMALL TOWN THAT MADE HIM

**BY BEN ARTHUR
THE TENNESSEAN
OCTOBER 29, 2021**

Denico Autry made Patrick Mahomes feel him.

Facing a third-and-long deep in Tennessee Titans territory late in the third quarter last Sunday, and looking at a 24-point deficit, the Chiefs needed a touchdown to keep any hope of a comeback alive. But Autry ruined the chance. Mahomes dropped back and Autry, beating rookie right guard Trey Smith on the inside, wrapped him up for a sack before he could step up in the pocket.

Autry wasn't done, either.

In the fourth quarter, Kansas City was again deep in Tennessee territory, facing a third-and-long. And Autry again sacked Mahomes, wrapping him by the legs.

It was the punctuation to a thorough beating of the 2018 MVP by the Titans' pass rush.

At the heart of it was Autry.

"That was the number one key (against Kansas City), put pressure on the quarterback," Autry said postgame.

The 6-foot-5, 285-pound Autry, one of the Titans' marquee free-agent signings to fix a defense had been one of the league's worst, has been as advertised for Tennessee (5-2) entering its Week 8 showdown Sunday (noon CT, CBS) against Autry's former team: the rival Indianapolis Colts (3-4).

Autry leads the Titans in quarterback knockdowns (7) and ranks second in sacks (3.5), tackles for loss (5), hurries (8) and pressures (19).

He had his best game of the season in the signature victory over the Chiefs, with a team-leading two sacks and four quarterback hits.

"We're asking him to do some things and learn terminology and now you can see him kind of hit his comfort zone," said Titans defensive line coach Terrell Williams.

Autry's early years

Autry grew up an hour east of Charlotte in Albemarle, North Carolina, a small town of about 16,000 people. He lived in the neighborhood of Amhurst on the southeast part of town, a violent area during Autry's youth. There were drugs and gang violence. Gunshots were common at night.

Autry's mother, LaSonya, kept him off the streets. His football coaches at Albemarle High School and volunteer policemen who worked with the program kept an eye on him, too.

Anytime Autry – and his teammates – did anything outside of the house, they knew about it within 15 minutes. If Autry was hanging out on the corner at night, they'd pick him up and take him to get a burger. Whatever it took to keep him out of trouble.

"He probably had every opportunity in the world to go down the wrong road. And he ended up making right turns all the time," recalled Baxter Morris, Autry's football coach in high school. "You had to keep an eye because there was a lot of influence out there that they could fall victim to. He never did. He was always pretty much in the straight and narrow. He was never in trouble in school.

"He pulled back away from even some people that he always considered his friends in elementary school, middle school and stuff. He just didn't run with them in high school because some of them didn't make it. Some of them went the other way."

Sports kept Autry busy.

In addition to football, he played basketball and ran track all four years of high school. At 6-foot-5 and around 220 pounds, Autry did the 300-meter hurdles and 400-meter races in track. He had hands so big he could palm a basketball in both hands and wave them around. On the gridiron, he played defensive end, tight end, receiver and played on special teams.

"He could fly," recalled Morris. "He was a rocket ship."

Autry drew inspiration to commit to football from the Albemarle community.

"It's a big football town," said Autry. "Watching the guys before me coming up and seeing how they were doing things, where they were going to school. It made me want to be like those guys and go farther."

Versatility helps Autry

Autry's versatility translated as he climbed the football ranks.

Autry is officially listed as a defensive lineman for the Titans, but he plays outside linebacker too. He rushes inside and out. He can win with "multiple different moves," according to coach Mike Vrabel.

The 31-year-old veteran has averaged half a sack per game since 2018.

"It wasn't a hard decision for us to find a way for him to fit into our game," said outside linebackers coach Ryan Crow. "He showed up and we knew kind of knew what he was."

The Titans produced a stinker in their Week 4 loss to the Jets, but Autry gave them a chance to win in overtime, when he pushed Zach Wilson out of bounds on third-and-goal, forcing a field goal and giving the offense the ball back. In the Week 6 thriller against the Bills, it was Autry's hit on Josh Allen in the second quarter that led to a

momentum-changing interception by safety Kevin Byard.

The Titans' four-man front of Autry, Jeffery Simmons, Harold Landry and a healthier Bud Dupree has flashed brilliance the last couple weeks.

"I think he's a big, long body in there who's able to get some push in the middle of the pocket," said defensive coordinator Shane Bowen. "You're not seeing quarterbacks being able to step up a lot. A lot of the sacks are happening pretty deep, right? So guys aren't really able to step up, which kind of bodes well for us.

"Then he's athletic for a big dude. He's quick, he's able to get on edges. He's got some quick twitch to him, where he's able to work side to side and find ways off of blockers late in the down to get to the quarterback."

Facing the Colts, his old team

Autry won't forget the Colts let him walk.

That's what he made clear at his Titans introductory press conference in March. The soft-spoken Autry recorded 20 sacks in three seasons with Indianapolis (2018-20), including a team-high nine in 2018.

"That makes it real personal," Autry said at the time. "They knew what they had. It is what it is."

Autry on Sunday will face the Colts for the second time this season, but for the first time Indianapolis, a critical game for the Titans to gain separation in the AFC South standings.

Vrabel acknowledged that players going up against their former team can be emotional games, but expressed confidence in Autry's ability to deliver.

"I trust that Denico and everybody else for that matter, I think everybody is going to be pretty tuned up whether they played for the Colts previously or not," said

Vrabel. "Denico has done everything we have asked him to do, and I am excited to watch him prepare this week and ultimately play on Sunday."

Perform is what he's always done.

Autry had poor grades coming out of high school, but he attended East Mississippi Community College, where he was an NJCAA All-American and helped lead the school to a state and national title at the JUCO level.

He went undrafted out of Mississippi State, but he's had a productive NFL career, with 34 sacks and 55 tackles for loss across seven seasons and counting with the Raiders, Colts and Titans.

Tennessee appreciates Autry's approach to the game.

"He's a business guy," said Crow. "He brings his lunch pail. Goes really, really hard. If he needs to lead, he'll lead.

"That's what guys look up to: guys who've done it and can lead by example, but also speak up when they have to."

###

A DAY TRE AVERY WON'T FORGET

BY JOHN GLENNON
SI.COM
AUGUST 31, 2022

NASHVILLE – In the midst of spending time with his one-day-old son on Tuesday, Tre Avery got a phone call that made him a little nervous.

Tennessee Titans general manager Jon Robinson and coach Mike Vrabel were on the other end of the line, and this was the day NFL teams were cutting rosters from 80 to 53 players.

Who could blame Avery, an undrafted free-agent cornerback out of Rutgers, for thinking his time with the team might be up?

“When they called me, I was kind of shook,” Avery said Wednesday. “But then they said, ‘Congratulations.’”

It was actually a double dose of congratulations. Robinson and Vrabel first acknowledged the birth of Avery’s baby boy – Riley – and then delivered the news he’d made the team’s 53-man roster.

In so doing, he beat out a pair of more experienced cornerbacks, Chris Jackson and Greg Mabin, among other competitors. A seventh-round draft pick of the Titans in 2020, Jackson had played 23 games for the team and made six starts. Mabin had played 39 NFL games and started seven, including two for the Titans last season.

Who would have guessed Avery would eventually emerge the winner in that group?

“As far as my odds coming into camp, I didn’t really think about it,” Avery said. “I just wanted a chance. I was grateful for the opportunity.

“Every time I got to step on the field, I just (thought) it could be my last game. So I just wanted to play, have fun. I love playing football, so I just wanted to enjoy it. That’s all.”

Avery first piqued the interest of NFL teams at Rutgers’ Pro Day last March, when he put up some impressive numbers. The 5-foot-11, 181-pounder ran a 4.43 40-yard dash, posted a 38-inch vertical jump and ran the 20-yard shuttle in a swift 3.95 seconds.

Just over a month later, the Titans signed Avery.

He was more steady than spectacular during training camp, but Avery took advantage of the growing opportunity. In the Titans’ preseason finale against Arizona, he played all 71 defensive snaps, recording five tackles. Avery finished the preseason with eight tackles (one for loss) and one pass defended.

“He was kind of seventh or eighth in the race (at cornerback) about midway through camp,” Titans general manager Jon Robinson said. “(But) it seemed like once he got to turn four, he just hitched up and kept running, kept passing guys up.

“He’s competitive at the line of scrimmage. He’s really sticky in coverage. He’s got play speed. He’s got good instincts. He doesn’t play the position like a rookie. He’s not intimidated. He gets up there and lines up on his guy, and he’s reactive. He’s really done a nice job.”

The birth of his first child one day. A berth on the 53-man roster the next.

It’s been a pretty good week for Avery.

“I just tried to do whatever they asked of me, the best I could,” Avery said. “I just tried to have fun, fly around, go as hard as I could. I guess it worked.”

###

**BOWEN SEES MANY
BENEFITS TO BEING
COORDINATOR**

**BY DAVID BOCLAIR
SI.COM
AUGUST 4, 2021**

NASHVILLE – The questions were raised often throughout the 2020 season.

Who is in charge of the Tennessee Titans defense? Was it coach Mike Vrabel? Was it outside linebackers coach Shane Bowen, who was designated the in-game play caller? Was anyone actually in command?

That is not problem in 2021. Bowen was promoted to defensive coordinator early in the offseason, and despite the many denials about any confusion that came in response to those questions last year, he now says clarity has made things better.

“I think it has helped with everybody, with the coaching staff, the players,” Bowen, a 34-year-old, first-time coordinator said Tuesday. “I think that it has been good up to this point. (The players) kind of understand where the bus stops and it is what it is.

“I am excited for the opportunity, I really am. I am excited for the ways these guys are going about working right now and kind of what we are trying to get accomplished on defense.”

The issues began a day after the Titans lost to the Kansas City Chiefs in the AFC Championship game ahead of Super Bowl LIV. That is when Dean Pees, a long-time defensive coordinator who directed Tennessee’s unit for two seasons retired.

Head coach Mike Vrabel ultimately chose not to hire a replacement. Instead, he said he planned to be more involved with the defense (he has one season of experience as a coordinator) and said Bowen, a position coach, would call the plays.

Over the course of 16 games in the regular season that defense struggled to find any consistency or productivity. It allowed opponents to convert more third-down opportunities (113) than it stopped (111). Seven teams scored 30 or more points against the Titans, who ranked near the bottom of the league in sacks, first downs allowed and yards allowed.

With the title of defensive coordinator, Bowen says he has more freedom to choose where he wants to be when, whether it is during meetings or during practice. That ability to move around apparently has created a greater focus among the various entities that make up the defense.

“Now, if the (defensive backs) see something one way, I can immediately walk into the linebacker room and say, ‘Hey man, this is what we are thinking, this is how they see it,’” Bowen said. “That way everybody sees things the same way, we are communicating things the same way. I think that has been a tremendous asset, being able to bounce room to room.”

It also has allowed all of the players on that side of the ball to get to know him in a way only the outside linebackers did previously. No longer is he just one of the coaches who happens to call the plays. He is the guy in the front of the room during defense meetings. He is the guy in an office who is available to safeties and linemen and cornerbacks, if they want to talk. And he is the one who will get the blame or the credit this season, based on how things go.

“I have enjoyed it and I think it goes back to building relationships too,” Bowen said. “Making sure they see me, see me watching them, seeing me out there and it is not just me in a meeting room telling them, ‘Hey, on this play you do this.’ There is a lot more that goes into it.

“... I think building the relationships with the guys, that is a big part of it. That last year I don’t think was there, whereas this year it

is growing, and it is becoming a bigger piece for me.”

###

SHANE BOWEN WITH 'FINAL VOICE' OF TENNESSEE TITANS' DEFENSE AS DEFENSIVE COORDINATOR

**BY BEN ARTHUR
THE TENNESSEAN
JUNE 2, 2021**

Tennessee Titans defensive coordinator Shane Bowen said there's definitely change that has come with his offseason promotion from outside linebackers.

"Having control of the whole unit," Bowen explained to reporters. "My perspective on everything. Making sure we're all on the same page, seeing things the same way. Ultimately, being a final voice, right? So (my responsibility) has changed in that regard."

Bowen spoke to local media Wednesday for the first time since being given the title of defensive coordinator in January, after serving in that role in a de facto capacity last season.

Titans coach Mike Vrabel didn't name a defensive coordinator for 2020 after Dean Pees' retirement following the 2019 season. As the outside linebackers coach last season, Bowen led the defensive meetings during the week and was the play caller on game days.

But Bowen's formal promotion this offseason symbolized a vote of confidence from Vrabel, even after the Titans' defensive struggles last season. Tennessee allowed a league-worst 51.9% conversion rate of third down last season and ranked third-worst in sacks (19) and red zone conversion rate allowed (69.2%). It's why Vrabel's decision to elevate Bowen didn't resonate well with some fans.

"I think he's kind of coached me in this deal," Bowen said of Vrabel. "He's brought me up through this profession in some regard. I think just looking back at the position groups, when I had them, what I realized is that some of the things

we've done in the past here – last year, some of the good and some of the bad stuff – there's stuff obviously we've got to get corrected. But I appreciate (Vrabel's) confidence in me.

Bowen enters the 2021 season with clarity on his role, new personnel and a traditional offseason program – OTAs and minicamp – to install his defense after a season rattled by COVID-19 and the departures of free-agent busts Jadeveon Clowney and Vic Beasley.

"We're all in this together to do whatever we see fit and whatever is needed to find ways to win games in whatever fashion we got to do it," he said. "We've got to play better defensively. We do. I'm excited. I'm encouraged about where this thing is going right now."

To improve the defense in 2021, Bowen said the Titans are looking to put their personnel in better positions to be successful.

Tennessee will have many of the same schematic principles, but he stressed there's "a lot of ways to skin the cat" with their players, many of whom are new after the defensive overhaul this offseason.

"We're trying new things," Bowen said. "Like a lot of the same scheme stuff, don't get me wrong. But there's a lot of ways to skin a cat. You can do things a lot of different ways. Just trying to find what fits with these players and what they most relate to. That's the beauty of bringing guys in from other teams."

Despite the defensive woes, the Titans last season ranked eighth in the NFL with 23 takeaways. Bowen said that's something to build upon as they put their 2020 struggles behind them.

"I think that's a foundation piece for us," Bowen said. "Finding ways to turn the ball over and give the ball back to our offense has got to continue. We can't let that waver with any of the other stuff. It's still going to be a core belief that we have."

As far as that abysmal pass rush from a year ago, Bowen is confident it will improve. He is excited about the additions of outside linebacker Bud Dupree and defensive lineman Denico Autry, to pair with returning starters Jeffery Simmons and Harold Landry. The Titans are banking on developing a few more players, too.

Bowen is eager for the pass rush – like the rest of the defense – to show its worth when the season starts.

"I can't speak for anybody outside of this building, but I got confidence in them," Bowen said. "I do. I can't wait until we get to the fall and get to kind of put this thing together and see what it looks like."

###

BOWEN SEES MANY BENEFITS TO BEING COORDINATOR

**BY DAVID BOCLAIR
SI.COM
AUGUST 4, 2021**

NASHVILLE – The questions were raised often throughout the 2020 season.

Who is in charge of the Tennessee Titans defense? Was it coach Mike Vrabel? Was it outside linebackers coach Shane Bowen, who was designated the in-game play caller? Was anyone actually in command?

That is not problem in 2021. Bowen was promoted to defensive coordinator early in the offseason, and despite the many denials about any confusion that came in response to those questions last year, he now says clarity has made things better.

“I think it has helped with everybody, with the coaching staff, the players,” Bowen, a 34-year-old, first-time coordinator said Tuesday. “I think that it has been good up to this point. (The players) kind of understand where the bus stops and it is what it is.

“I am excited for the opportunity, I really am. I am excited for the ways these guys are going about working right now and kind of what we are trying to get accomplished on defense.”

The issues began a day after the Titans lost to the Kansas City Chiefs in the AFC Championship game ahead of Super Bowl LIV. That is when Dean Pees, a long-time defensive coordinator who directed Tennessee’s unit for two seasons retired.

Head coach Mike Vrabel ultimately chose not to hire a replacement. Instead, he said he planned to be more involved with the defense (he has one season of experience as a coordinator) and said Bowen, a position coach, would call the plays.

Over the course of 16 games in the regular season that defense struggled to find any consistency or productivity. It allowed opponents to convert more third-down opportunities (113) than it stopped (111). Seven teams scored 30 or more points against the Titans, who ranked near the bottom of the league in sacks, first downs allowed and yards allowed.

With the title of defensive coordinator, Bowen says he has more freedom to choose where he wants to be when, whether it is during meetings or during practice. That ability to move around apparently has created a greater focus among the various entities that make up the defense.

“Now, if the (defensive backs) see something one way, I can immediately walk into the linebacker room and say, ‘Hey man, this is what we are thinking, this is how they see it,’” Bowen said. “That way everybody sees things the same way, we are communicating things the same way. I think that has been a tremendous asset, being able to bounce room to room.”

It also has allowed all of the players on that side of the ball to get to know him in a way only the outside linebackers did previously. No longer is he just one of the coaches who happens to call the plays. He is the guy in the front of the room during defense meetings. He is the guy in an office who is available to safeties and linemen and cornerbacks, if they want to talk. And he is the one who will get the blame or the credit this season, based on how things go.

“I have enjoyed it and I think it goes back to building relationships too,” Bowen said. “Making sure they see me, see me watching them, seeing me out there and it is not just me in a meeting room telling them, ‘Hey, on this play you do this.’ There is a lot more that goes into it.

“... I think building the relationships with the guys, that is a big part of it. That last year I don’t think was there, whereas this year it

is growing, and it is becoming a bigger piece for me.”

###

was a daily sight. Folks in the organization who paid close attention were impressed by Brewer's ability to hang. Including Simmons.

"Their mindset is the same," Simmons said of Brewer and Saffold. "And when I say that, I really mean it. He has that mindset like a bigger guy, no matter how small he is. We had some great battles this camp. He got me some days, especially one-on-one blocking. And I got him some days. That's just props to him. He came each and every day to want to get better. I'd beat him and he'd say, 'Jeff, I want another rep.' That's what we look for from guys on our team, guys who want to compete."

He'll get his chance now, each week in this league, after encountering no serious threat to his starting position in camp. Brewer has done mostly good things with the Titans, but he has not yet been through a full-season rotation of dominant defensive tackles in this league nor worked to keep his weight up and his health strong amid that weekly grind. If he is what the Titans think he is, a brighter outlook for this offense line can at least be argued.

Rookie and third-round pick Nicholas Petit-Frere will still be a question at starting right tackle, but David Quessenberry gave up 11 sacks at that spot last season, per Pro Football Focus, the most among offensive tackles. Right guard Nate Davis has declared better health and expectations of a return to his 2020 form. Ben Jones keeps on trucking and leading the offense. Lewan is coming off a healthy offseason of work, not an offseason of ACL rehabilitation like a year ago, and he and Brewer can both move like few offensive linemen.

"We both have a lot of the same skill traits — both athletic, both twitchy — so us working together and putting it together, it's poetry," Brewer said. "It's gonna work every time. This whole camp, getting together and getting on the same page, when it's on all cylinders, it's teach tape."

It may not be must-see TV for Titans fans. But it's important. And if the Titans happen to score a touchdown or two Sunday, that's when fans should find No. 55. He said he is still completing the trick that got him noticed, with ease, in full pads.

"You might see something," Brewer said. "And you might be a little surprised."

###

**AARON BREWER
PREPARING TO ANCHOR
THE TITANS OFFENSIVE
LINE IN 2023**

**BY JIM WYATT
TITANS ONLINE
MAY 5, 2023**

NASHVILLE – Since 2016 – Marcus Mariota's second year in the NFL – one man has been a fixture in the middle of the Titans offensive line.

The gritty and durable Ben Jones anchored the line at center the last seven years, rarely missing a game.

Jones, however, is no longer with the team.

Aaron Brewer knows what that means for him.

"I have been working at center right now," Brewer said this week. "And I would say that is the goal for the team right now – for me to move into the center spot and take over that role."

Brewer, who started 17 games for the Titans in 2023, said he's up for the challenge after playing guard last season.

"Center fits me well, because I'm in the middle and I'm facing those big noses, and I'm quick and I'm athletic and have natural leverage, so that's a good spot for me.

"Since I've been here, I've been in that guard/center role. In my second year, I came in a couple of games at center. Ben has just been that certified center, but I've been for sure next up at that spot."

Brewer said he learned a lot from watching Jones, a Pro Bowler in 2022 who was waived earlier this offseason.

From 2016 through 2021 with the Titans, Jones was one of one of only eight offensive linemen to start at least 96 of a possible 97 games. Jones missed five games a year ago because of a pair of concussions.

"I learned a lot from Ben," Brewer said. "Ben, he's been in the league 10-plus years, so his knowledge of the game is on another level, just going into practice, going into games. He sees defenses, and defensive coordinator's schemes – everything from pre-snap to the snap. His whole mentality about everything, how he goes about things, how he prepares, I took all that in."

Brewer, who initially joined the Titans as an undrafted free agent in 2020, has plenty of experience. Over the past three seasons, Brewer has played in 41 games, with 23 starts. In 2022, Brewer started 15 games at left guard and two at center in place of Jones.

Since 2020, Brewer has started 18 games at left guard, three games at right guard, and two games at center.

Brewer believes he's sturdy enough to anchor the line.

"I am pretty sure I'll be playing around the same weight I've been – I'm now really too light," Brewer said with a smile. "I know the media would probably say I'm about 240, 250. But I've been this weight for a minute now – 290."

The Titans will have a new-look offensive line in 2023.

Not only is Jones gone, but tackle Taylor Lewan and guard Nate Davis are no longer with the team either.

The Titans signed tackle Andre Dillard and guard Daniel Brunskill in free agency, and then drafted offensive linemen Peter Skoronski and Jaelyn Duncan last weekend.

Brewer said he's ready to do his part on the field, and as a leader.

"I was a leader coming out of college," Brewer said. "I, myself, I lead by example. So, I am going to work hard, I am going to put in the work, and if something needs to be said I'm going to be saying it.

"The culture is going to be the culture – we are built on effort and finish. That's us, and that's not going to change."

###

**THE TITANS NEW NOT
AWFUL OFFENSIVE LINE
AND THE BACK FLIP
THAT HELPED REBUILD
IT**

**BY JOE REXRODE
THE ATHLETIC
SEPTEMBER 8, 2022**

Just five teams gave up fewer than the 25 sacks the Titans allowed in 2020. Just six teams gave up more than the 47 they allowed in 2021. And just about everyone who thinks this team won't make the postseason in 2022 points to that troubled group up front.

The Titans were sacked 8.79 percent of the time they dropped back last season, which also ranked 26th in the NFL, and that's right around where you'll find them in your favorite football site's preseason offensive line rankings for 2022. Pick an advanced stat, any advanced stat — how about an average of 2.59 seconds to throw in 2021, per TruMedia, which ranked 30th in the NFL? — and the conclusion is the same. The Titans addressed this issue by swapping out a veteran for a rookie at right tackle and one of the best run blockers in the game for an undersized, undrafted 2020 free agent out of Texas State at left guard.

That last point is the external assessment of Aaron Brewer, anyway. Internally, he's part of the case for a better offensive line in 2022, a surprisingly effective offense, the avoidance of the plummet most of the NFL seems to expect from the Titans after they earned the AFC's No. 1 seed last season. Left guard play may not be top of mind for fans when Tennessee hosts the Giants in Sunday's season opener, but it's a big deal. And this is the first opportunity for Brewer to really start validating the murmurs that have been coming out of Titans headquarters for a while.

As tough as anyone we've got ...

Incredible quickness ...

He and Taylor Lewan are going to be lethal together ...

This guy's our center of the future ...

I don't care how big he is ...

For as long as Brewer starts in the NFL, be it a fraction of this season or the next 10 with some Pro Bowls sprinkled in, that's going to come up. He's listed at 6-foot-1, 295, or 21 pounds more than when the Titans signed him after the 2020 draft. It almost kept him out of the NFL. It made him consider trying to be a tight end in the NFL. It almost cost him an opportunity to play in the FBS. It kept Power 5 programs from paying any mind to him amid all the superstars at Dallas Skyline High. And if it wasn't for an eye-popping stunt he performed as a high school senior shortly before signing day in 2016, he probably wouldn't be a Tennessee Titan today.

Left guard Aaron Brewer is one of the Titans' most important players. (George Walker IV / USA Today)

Brewer was committed to Sam Houston State, an FCS program that will transition to FBS starting in 2023. He was known for his athletic feats, including the ability to pull off a standing back flip — impressive for anyone that size, let alone someone that size in full pads. One of Brewer's teammates took a video of him doing a flip. Brewer shared it on social media.

"I wasn't even thinking about doing anything like that, but I did it, I posted it and it just blew up," Brewer said. "Like 30 minutes later, Texas State called."

Texas State offensive line coach Adrian Mayes, in particular. He had been on the job a few days, hired by new head coach Everett Withers. Withers was brought in after a successful head coaching tenure at James Madison, which followed up his stint as Urban Meyer's co-defensive coordinator at Ohio State — sharing that title with Luke

Fickell, working closely with defensive line coach Mike Vrabel.

Withers' staff had missed some official visit weekends and was scrambling to put together any kind of 2016 recruiting class. The flip wasn't the only endorsement of Brewer. Withers interviewed a student intern at Sam Houston State named Clayton Barnes for an offensive intern position with the Bobcats and asked if any of the committed Sam Houston State players might be worth a look. Barnes mentioned Brewer right away — very athletic, undersized, but also under-recruited because an injury caused him to miss the camp circuit in the summer before his senior season. Texas State got Brewer in on the last weekend for official visits before signing day.

"He did a back flip for us in the end zone," said John "Stretch" Streicher, then Withers' director of football operations and now the Titans' football development coordinator.

And pretty much from the start, Brewer was one of Texas State's best players. He started at all five offensive line positions in his four-year career — he was far better-suited to work on the interior, but he also happened to be the Bobcats' best tackle.

"Nasty disposition, phenomenal athlete, can bend, can move, can run, it was really shocking he was available to us at Texas State," said Withers, who is now chief of staff for Temple head coach Stan Drayton, another member of that Ohio State staff under Meyer. "His explosive power is as good as any big man I've ever been around. And he was just one of those guys — there wasn't a defensive lineman in the country he thought could whup his ass. Playing Arkansas, Houston, didn't matter, his competitive spirit was unquestionable. I'm trying to remember how many times I watched the tape and he actually just got beat."

Withers was fired after three seasons with a 7-28 record, though

Brewer credited him in those three years with doing exactly what a coach is supposed to do from an individual development standpoint.

“His mentality and his foundation on everything he had done and been through, it was really good for me as a young man,” Brewer said of Withers. “He helped me grow as a man and as a player in every aspect of the game. That respect, that discipline he taught me, that has taken me very far.”

When it was time to find out how far that might be in football, Brewer knew he probably wouldn’t be chosen in the 2020 NFL Draft. He had three opportunities as an undrafted free agent. The Titans, Patriots and Falcons had done homework on him and wanted to sign him.

“Stretch having been there with Everett and those coaches that we knew, it was a no-brainer really for us, to try to add him to our roster after the draft,” Vrabel said of Brewer.

The Titans and Patriots were interested in Brewer as an interior offensive lineman. The Falcons told him they wanted to look at him as a tight end after he ran a 4.79 at the Texas State pro day. And this admittedly intrigued him.

“I was real close to going there,” Brewer said of the Falcons, whose new tight end coach at the time, Ben Steele, told Brewer he thought he could make the transition to that position.

And this is where Streicher — whom Vrabel had hired away from Texas State when he got the Titans job in 2018 — gave the Titans an edge.

“Stretch’s relationship with Aaron was key,” Titans GM Jon Robinson told *The Athletic*. “That always helps when the draft is over and you’re in the recruiting process of trying to get guys to come here. In this case, it was advantageous to us.”

Streicher talked up the organization, the opportunity at hand and Vrabel — whom Brewer now says reminds him a lot of Withers as a head coach. Streicher also told Brewer he believed offensive line was his best bet in the NFL and that perhaps he could be a starting center in the league someday.

So the Titans got him. Withers texted Vrabel this message: “You’ve got yourself a tough son of a bitch.”

“Yeah, we think he’s our kind of guy,” Vrabel texted back.

Now the Titans will find out how much that means.

“In terms of the projection of where we thought he could be, I will say that when he first got here his actual play strength was better than I gave him credit for,” Robinson said. “Once he grips a guy, he has the ability to control him. You never know what trajectory, what path a player will take. But he was a guy who really took to heart all the things we thought were important from a technique standpoint. He’s worked on them. He’s a good teammate. He’s smart, all of that.”

Brewer, 24, has seen action in 24 games in his first two seasons, including six starts — three at left guard and three at right guard. He has acquitted himself well as a quality backup. That alone makes the finding and landing of him in the spring of 2020 a success. And the possibility that he could eventually succeed Ben Jones at center, whenever the 33-year-old Jones decides to hang it up, means this could be one of the memorable recruitments of Robinson’s tenure.

“When he lines up at center, you get a different look,” Titans defensive tackle Naquan Jones said of Brewer. “He’s able to put a lot of different things into his game, add a new speed aspect. He’s very quick off the ball, very good leverage, and he just makes sure everything is polished as far as technique and fundamentals. Being so quick off the ball, being so powerful with it,

he’s not one of those guys you can just bull rush, just because he has a very strong lower body. It forces you to come off the ball and think quick, because he’s gonna get on you pretty fast.”

But the question right now is what Brewer can be to the 2022 team, trying for its third straight AFC South title, at left guard. He’s replacing an elite NFL run blocker, the 6-5, 325-pound Rodger Saffold, which is like a scatback replacing Derrick Henry. For as bad as the Titans were at pass blocking last season, they continued to mash in the run-blocking department, even when Henry wasn’t running the ball.

The preseason is a time for accolades, especially for new players or new starters whose play can’t yet contradict such accolades. Brewer has received plenty, including from the compliment-stingy Vrabel, who called him “tougher than a \$2 steak.”

“That’s exactly what he is,” Lewan said of the new guy to his right, after three strong seasons of partnering with Saffold. “The guy comes to practice every single day, gives 100 percent effort and goes. He and Rodger have a lot of similarities in their game. Obviously their sizes are different, but Brew does a lot of great things, and I’m excited to play next to him.”

Brewer is also bendy like one would assume a steak at that price would be, Ben Jones saying of him: “He’s by far our most athletic guy. He’s special.”

“He’s a dog,” said Titans inside linebacker David Long Jr., another undersized find who has ascended to starting status for the Titans. “He has that mentality.”

Perhaps the strongest endorsement comes from the star player who battled Brewer all through camp. Jeffery Simmons and Saffold had some legendary encounters in preseasons past, some of them resulting in lost tempers. That wasn’t the dynamic with Simmons and Brewer, but heated competition

**TITANS BECOMING 49ERS
SOUTHEAST? ARDEN KEY,
DANIEL BRUNSKILL
CONTINUE RAN'S RUN**

**BY JOE REXRODE
THE ATHLETIC
MARCH 16, 2023**

The Titans are going for it in 2023. "It" can only realistically be considered the AFC South, but if you win that you get a home playoff game and then who knows?

You don't have to beat all the teams in the AFC with better quarterbacks than you. You have to be good enough around your good quarterback to beat three of them. Based on how the Titans have approached free agency this week, that's what they're thinking. Based on their actions in the first offseason for new GM Ran Carthon, that good quarterback, Ryan Tannehill, will be back playing out the final year of his deal. Same thing for the great running back, Derrick Henry.

(Unless the Titans trade Tannehill and move up from No. 11 to grab Kentucky's Will Levis, though it's hard anymore to find Tannehill trade partners who make sense).

Speaking of the AFC South, I doubt Duval County is fretting that edge Arden Key has moved on from the defending champion Jaguars to the Titans. But there was another Titans signing a few years ago from a divisional rival, of a guy who could play outside linebacker and defensive end, that didn't get a ton of attention at the time but has had a not insignificant impact on the Titans' handling of the Indianapolis Colts since then. Key is not Denico Autry. But Key with Autry, Harold Landry and Jeffery Simmons? It's intriguing.

Agreements with Key — who was with the 49ers in 2021 — and 49ers offensive guard Daniel Brunskill, both confirmed by a team source to The Athletic, continue the run on guys who have history with Carthon. And bolster the Titans in their area of biggest need (offensive

line) and potential area of biggest strength (pass rush).

How they fit: Key is a situational pass rusher and should be the same with the Titans unless he can carve out a bigger role than that. But that's his value and that is what Bud Dupree was supposed to be for the Titans — and was at times, especially in 2021, when Dupree, Landry, Simmons and Autry overwhelmed quarterbacks for stretches like few groups in the league. The Titans needed an add like this after losing DeMarcus Walker, who signed with the Bears. The 6-5, 240-pound Key had 4 1/2 sacks in his season with the Jaguars, but he also had a pressure rate of 14.4 percent, 20th in the NFL among players with 200 or more snaps. That rate was 15 percent in 2021 with the 49ers.

Brunskill has played all over the offensive line but is a right guard by trade and figures to step in there and replace Nate Davis, who also signed with the Bears. He was the 49ers' backup center, though, and the Titans cut longtime center Ben Jones, so that's also a possibility.

2023 impact: Landry is coming off a torn ACL. Rashad Weaver will be a third-year pro and is a solid player, but the Titans need more across from Landry. Autry is in the final year of his deal and Simmons should be getting a massive extension before the season. If Key can mesh with that group and be a force in the Titans' sub package — and those other guys can maintain or elevate their impact — this could be a terrific signing. Brunskill, meanwhile, is going to have an opportunity to start somewhere for the Titans on their rebuilt offensive line.

If he does work out at right guard and Nicholas Petit-Frere can take a step in his second season at right tackle, and if Aaron Brewer is ready to take over at center (his ideal position), and Andre Dillard is up to his potential opportunity as the starting left tackle ... well, things are starting to look less grim. But that's a lot of uncertainty. And the

Titans would still need to draft another tackle, possibly at No. 11, and a left guard.

History: A key part of the history of both players, of course, is that Carthon knows them well. The new GM is putting his stamp on this team immediately with players he believes can add to the Titans' talent and chemistry. A bigger part of the history of both players is that they've been relatively healthy. Key, a 2018 third-round pick of the Raiders out of LSU, played in all 17 games the past two seasons. Brunskill, an undrafted player out of San Diego State who originally signed with the Falcons in 2017, did miss the first three games last season with a hamstring injury but played in all 17 in 2021.

Cap update: Key signed a three-year, \$21 million deal with \$13 million guaranteed, according to NFL Network. That's a significant investment in a player who has bounced around, but if he works out as hoped, that's strong value, especially relative to the contract former GM Jon Robinson gave Dupree. Brunskill's contract details are not yet available.

Outlook: Will the Titans significantly revamp the offensive line after a terrible 2022? That remains a huge question. But the vision is coming into focus. The Niners and Eagles were loaded, and now some of their depth guys are getting bigger opportunities. The Titans have bolstered what could be another salty defense in 2023 without spending a ton. Now, the next question: What are they going to do at receiver?

###

**TITANS' TREYLON BURKS
STARTING 2023 WITH
NEWFOUND CONFIDENCE
AND JOYFUL APPROACH.
HERE'S WHY**

**BY JULIAN BASENA
NASHVILLE TENNESSEAN
JUNE 8, 2023**

Treyton Burks is having fun playing football again. Growing into his role in year two with the Tennessee Titans, Burks is focusing more on enjoying himself and playing confidently after an up-and-down rookie season.

"I'm out there just having fun, playing with my teammates, just doing my job," Burks said after Wednesday's minicamp practice.

According to Burks, Rob Moore, the Titans wide receiver coach, has been key to his shift in attitude. Out of everything he's learned from the former All-Pro wideout, Burks said Moore has improved his confidence most.

Playing fast, having fun and worrying less about mistakes are areas Burks has seen significant growth. In his rookie year, Burks said he never truly grasped the approach until the end of the season.

"I was just like, 'if it happens, it happens — just move on,'" Burks said.

To start 2023, Burks has recaptured a more aggressive style of play, hunting for contested passes under duress. He's shown some of his ability during minicamp this week.

"That's just stuff that I've grown up (doing) before getting here," Burks said. "It just took time for me to relax and get back to myself and now I'm able to do that."

"It comes from confidence," Burks said, " ... me having confidence going up making those balls and not thinking too much during the route. Just running the route,

having fun, going up and making a play for the team."

His early improvements in 2023 are in contrast to his struggles throughout his rookie season.

Burks, a first-round draft selection in 2022, was thrust into a major receiving role at the start of his career and endured several setbacks. Billed as the replacement for A.J. Brown, Burks missed the majority of his first minicamp and OTAs because of asthma-induced breathing issues.

Due to other ailments, Burks appeared in 11 games (six starts) and recorded 33 catches for 444 yards. He suffered a toe injury that sidelined him for multiple weeks and was also subject to the Titans' quarterback turnover after Ryan Tannehill went down with injury.

Burks' best performances came when quarterback play and attitude were at their best. With Tannehill healthy in Week 11, Burks caught seven balls for 111 yards.

Burks believes Tannehill and additional veteran guidance can build his confidence further.

"That helps out a lot just because (Tannehill) knows what he's talking about so I listen," Burks said. "I haven't been in the league as long as he has just hearing from him and hearing from all the older guys has helped me."

###

**TITANS WR TREYLON
BURKS ARRIVES TO OTAS
AFTER 'CRAZY' FLIGHT,
IMPRESSES QB RYAN
TANNEHILL WITH
IMPROVEMENT**

**BY GRANT GORDON
NFL.COM
JUNE 1, 2023**

Whether it was by land, air or sea, Treylon Burks was going to arrive on time for Tennessee Titans organized team activities earlier this week.

Due to the domino effect of a delayed flight, Burks was forced to make alternate arrangements in the form of flying into Tennessee via a small Cessna.

It was an example of Burks' dedication, but an uneasy journey nonetheless for the 2022 first-round pick who has arrived at OTAs ahead of a season in which he aims to arrive as a viable No. 1 WR for Tennessee.

"That was kind of crazy though," Burks said, via PaulKuharsky.com. "It was real crazy. But I mean, you got to do what you got to do."

The 6-foot-3, 225-pound Burks had his flight from Dallas to Arkansas delayed, thereby meaning his connection to Nashville would be missed, Kuharsky reported. So, after much ado attempting to find a private pilot, Burks landed with Zach Davis. However, it was a tight squeeze of a flight for the big-bodied wideout.

"It was actually the day before where my agent called the guy, but I didn't know the plane was that little," Burks said. "I just thought it was maybe like a little jet or something. Then when we get there, it's just crazy, you know? Everything was alright."

All's well that lands safely, though, and Burks has hit the OTA practice field running ahead of a pivotal season.

Tennessee has a dearth of talent in the WR corps and Burks will need to make some strides in Year 2 after a disappointing rookie campaign.

Though it's merely the spring, so far so optimistic for Burks in the eyes of his quarterback Ryan Tannehill.

"Treylon's grown a lot," Tannehill said this week. "I'm really excited about what I've seen from him. He's flying around."

There was no pun intended by Tannehill, but flying around has been a theme for Burks so far, and that's promising for the Titans.

Burks was selected by the Titans after they traded A.J. Brown to the Philadelphia Eagles.

Following a trade that was largely panned and hoisted undo pressure upon Burks' shoulders, the Arkansas product struggled along with the rest of the 2022 Titans offense. Burks, who deals with asthma and was sidelined with a concussion last year, played in 11 games as a rookie and finished with just one touchdown off 33 catches for 444 yards.

With a year under his belt, though, Burks is impressing early in the offseason.

"He's moving fast," Tannehill said. "He's moving efficiently. He's coming out and he's working. He's in shape. All great things obviously. He's been able to catch the ball and get open his whole time here, but all the little things that go along with playing the position, being able to see the field, understand the full concept, as opposed to just a route. How he fits in the whole picture. All those things."

"I think he's playing with a lot of confidence right now. So, just want to keep him going, keep him growing. He's doing a lot of really, really good things right now. I'm really happy with his growth and want to keep pushing forward."

Burks is flying high so far in 2023, but just how high won't be seen until the season kicks off in September.

###

**NEW TITANS WR
TREYLON BURKS PUTS
HIS BOOTS ON THE
GROUND IN NASHVILLE,
READY TO WORK**

**BY JIM WYATT
TENNESSEETITANS.COM
APRIL 29, 2022**

NASHVILLE – Decked out in cowboy boots, jeans and a dapper white sports coat, new Titans receiver Treyton Burks stepped off the team's private jet on Friday looking – and sounding – the part.

The boots, by the way, weren't just for show for his trip to Music City. Burks, in fact, has several pairs, including ostrich, lizard and snake skin boots.

"I'm just a boots guy," a smiling Burks, who likes to hunt hogs as a hobby, said as he walked through the Titans locker room. "I like my boots."

After being drafted 18th overall by the Titans in Thursday night's NFL Draft, the former Arkansas receiver arrived in town today and said ready to get to work.

"Honestly, words can't explain the feeling I have right now," Burks said. "I am thankful to be here, and for having the chance to live my dream. I just want to do everything God has put in front of me, and attack it like I am.

"I'm happy to be here. I knew that (the Titans) liked me, just from the one-on-one visit that I had with them. But I just played it as: I am just going to let God take care of everything and wherever I go, I am going to be blessed to go there. Now, I feel like I'm blessed to be here, and I'm ready to get to work."

A 6-foot-3, 225-pounder, Burks caught 66 passes for 1,104 yards and 11 touchdowns for the Razorbacks in 2021 to earn first-team All-SEC honors – and get the attention of NFL teams.

During the pre-draft process, Burks said he visited 14 different teams, including the Titans.

"I went three weeks straight flying," Burks said. "I was all over the place, going from one place to the next. I racked up a lot of flying hours."

Burks felt like there was something special in Tennessee, who traded up from the 26th pick – while dealing receiver A.J. Brown to the Eagles in the process – to get him.

As Burks walked the hallways at Saint Thomas Sports Park on Friday, he said he felt comfortable. He was on his way to Nissan Stadium, set to return to the facility for a press conference later today.

"Just how Coach (Mike) Vrabel runs things, and everybody else in the organization, the mentality in the locker room and on the field and practices, I like it," Burks said. "It's about business, going about your business the right way and everything else will take care of itself.

"Just walking around the facility today, being a part of it now, it is a lot different. I am not uptight, all of that. I am comfortable that I am finally here, and I'm ready to get to work."

Titans controlling owner Amy Adams Strunk sent the team's private jet – complete with a Titans logo – to Searcy, Arkansas, this morning to pick up Burks at 11 a.m.

He landed in Nashville around 11:45.

"Just being on that jet, and coming here, that was pretty cool," Burks said. "I am so thankful.

"I am going to go to work every day and take care of my business. I am going to be that team player that is going to motivate everyone around me, that's just who've I've always been. As a young boy playing pee-wee ball, I feel like I tried to establish myself as a hard worker."

Before heading to Nissan Stadium, Burks tackled one more topic during a quick interview on Friday: Hog hunting, as mentioned previously.

Yes, it's true.

"My favorite hobby is hog hunting," Burks said with a smile. "When I was like six years old, we would go out and hunt hogs with my uncle's friends and I just fell in love with it and have been doing it ever since.

"We use dogs, and a knife," Burks continued. "The dogs go out there and bait them, and we come in behind them and catch the hog – and depending on how big it is – we decide whether we kill it or not."

Burks smiled when asked the size of the biggest hog he's ever battled.

"450 (pounds)," he said.

"There was one time when (a hog came after us), but we got up the tree, so it couldn't get us," Burks said, smiling bigger. "It was an adrenaline rush for sure."

Kind of like landing in the NFL.

###

**TITANS WR TREYLON BURKS
ARRIVES TO OTAS AFTER
'CRAZY' FLIGHT, IMPRESSES
QB RYAN TANNEHILL WITH
IMPROVEMENT**

BY GRANT GORDON

NFL.COM

JUNE 1, 2023

Whether it was by land, air or sea, Treylon Burks was going to arrive on time for Tennessee Titans organized team activities earlier this week.

Due to the domino effect of a delayed flight, Burks was forced to make alternate arrangements in the form of flying into Tennessee via a small Cessna.

It was an example of Burks' dedication, but an uneasy journey nonetheless for the 2022 first-round pick who has arrived at OTAs ahead of a season in which he aims to arrive as a viable No. 1 WR for Tennessee.

"That was kind of crazy though," Burks said, via PaulKuharsky.com. "It was real crazy. But I mean, you got to do what you got to do."

The 6-foot-3, 225-pound Burks had his flight from Dallas to Arkansas delayed, thereby meaning his connection to Nashville would be missed, Kuharsky reported. So, after much ado attempting to find a private pilot, Burks landed with Zach Davis. However, it was a tight squeeze of a flight for the big-bodied wideout.

"It was actually the day before where my agent called the guy, but I didn't know the plane was that little," Burks said. "I just thought it was maybe like a little jet or something. Then when we get there, it's just crazy, you know? Everything was alright."

All's well that lands safely, though, and Burks has hit the OTA practice field running ahead of a pivotal season.

Tennessee has a dearth of talent in the WR corps and Burks will need to make some strides in Year 2 after a disappointing rookie campaign.

Though it's merely the spring, so far so optimistic for Burks in the eyes of his quarterback Ryan Tannehill.

"Treylon's grown a lot," Tannehill said this week. "I'm really excited about what I've seen from him. He's flying around."

There was no pun intended by Tannehill, but flying around has been a theme for Burks so far, and that's promising for the Titans.

Burks was selected by the Titans after they traded A.J. Brown to the Philadelphia Eagles.

Following a trade that was largely panned and hoisted onto pressure upon Burks' shoulders, the Arkansas product struggled along with the rest of the 2022 Titans offense. Burks, who deals with asthma and was sidelined with a concussion last year, played in 11 games as a rookie and finished with just one touchdown off 33 catches for 444 yards.

With a year under his belt, though, Burks is impressing early in the offseason.

"He's moving fast," Tannehill said. "He's moving efficiently. He's coming out and he's working. He's in shape. All great things obviously. He's been able to catch the ball and get open his whole time here, but all the little things that go along with playing the position, being able to see the field, understand the full concept, as opposed to just a route. How he fits in the whole picture. All those things."

"I think he's playing with a lot of confidence right now. So, just want to keep him going, keep him growing. He's doing a lot of really, really good things right now. I'm really happy with his growth and want to keep pushing forward."

Burks is flying high so far in 2023, but just how high won't be seen until the season kicks off in September.

###

HOW TITANS GM RAN CARTHON GOT HIS DREAM JOB

*BY TURRON DAVENPORT
ESPN
SEPTEMBER 4, 2023*

NASHVILLE, Tenn. -- As Ran Carthon was being introduced as Tennessee Titans general manager in January, his mind flashed back to 2003.

The thought brought a smile to his face. Carthon was a senior at Florida when his then-girlfriend, Heaven, asked him what he wanted to do for a living.

"I told her, 'One day I want to be a GM of an NFL football team,'" Carthon said. "She later told me that she almost stopped dating me because she never met somebody that lived in la-la land."

Carthon thanked myriad people during his speech before he smiled at Heaven, who's now his wife, and said "Honey, today that dream comes true."

Carthon became the fifth GM of the Titans since the franchise moved to Nashville in 1997, achieving a goal dating back to childhood. It was an arduous process. He employed unconventional methods to get his foot in the door after spending 2004 to 2006 as a running back with the Indianapolis Colts before finishing the second half of his third and final season with the Detroit Lions.

"He can connect with anyone," Houston Texans coach DeMeco Ryans said of Carthon, whom he worked with in San Francisco. "Everybody is Ran's best friend. He's ... very relatable, very personable."

Former Colts running back Ran Carthon rushes for a game-winning touchdown in the fourth quarter against the Jacksonville Jaguars in 2005. John Harrell/AP

CARTHON'S PASSION FOR scouting started in 1995, when he

was 14 years old and studying draft previews. When draft day came, he and his younger brother would record the all-day event on their VCR. Carthon watched each selection, rewinding and scribbling the picks on his "little legal pad."

That passion only grew in Indianapolis.

Future Hall of Famers like quarterback Peyton Manning and running back Edgerrin James were pivotal for his development on and off the field. He had to be ready for Manning's famous "Omaha" calls at the line of scrimmage, constant audibling and knowing everyone's job on any given play.

"You can't just know your spot when playing with a guy like that," Carthon said. "You have to know what everybody is doing."

"It opens up your eyes from the vantage point of being a talent evaluator, being able to understand who is making the mistake, who is right, who is wrong."

Even as a player, he scoured advanced scouting reports. James was impressed with the way Carthon read every report and evaluated film, calling his former teammate "a student of the game."

"Ran, he was going a little bit deeper," James said. "He's studying the sheets and really knew everything when he didn't have to."

Carthon was first exposed to the NFL personnel world when he was in college. The New York Jets staff visited Florida for pro days, and his father, Maurice -- a former NFL fullback -- was a member of the Jets' coaching staff. They ended up putting Ran to work as he timed the 40-yard dash and tabulated results. He also would meet with the coaches and watch film.

"That was my introduction to the business side of it and not just be a fan of the draft," Carthon said.

As Carthon's playing career was ending, he knew he had to create

connections that would help him take steps toward becoming a GM -- including taking workouts to network to set -- but little did he know, it would be the key to his future.

THE WORKOUT CARTHON took with the Atlanta Falcons might have been the most valuable. He was able to establish a relationship with then-general manager Thomas Dimitroff, and that led to a scouting job in 2008.

He spent four seasons attending games, practice sessions and studying prospects' tapes.

Carthon's next job was director of player personnel with the Rams from 2012 to 2016. He was still a scout, but he was also in charge of pulling together reports from other scouts and coaches to present to the general manager and head coach.

The most pivotal move came in 2017 after he joined the San Francisco 49ers as director of pro personnel. Carthon was required to have extensive knowledge of all 32 NFL rosters.

"I came from a good situation in San Francisco," Carthon said. "It was a really great building with a lot of strong relationships there."

Carthon went on to become the director of player personnel in 2021, a move that put him on track to become a GM.

"Ran's had a tremendous amount of experience in a variety of roles," 49ers general manager John Lynch said. "He did a tremendous job in our pro department. Then we wanted him involved in more than just the pro department because he was worthy of that. So Ran got involved in our college process."

The 49ers selected former Louisiana running back Elijah Mitchell in the sixth round of the 2021 draft, in part, because Carthon pushed for it. The football research and development manager, Demetrius Washington, came to Carthon saying his numbers were telling him Mitchell was the

best outside zone running back in the draft, but he wanted Carthon to watch the game film.

Carthon agreed with Washington, and they took their findings to 49ers coach Kyle Shanahan. DeMeco Ryans, who was the defensive coordinator at the time, agreed as well, and the 49ers selected Mitchell instead of a linebacker they originally focused on selecting.

Injuries to running backs Raheem Mostert and Jeff Wilson Jr. thrust Mitchell into duty in 2021, where he rushed for 963 yards and five touchdowns as a rookie in 11 games and helped push the 49ers to the NFC Championship Game.

San Francisco's success in the draft and free agency led to a Super Bowl appearance in 2019 and back-to-back NFC Championship Game appearances in 2021 and 2022. The 49ers' winning ways landed Carthon in the conversation for multiple general manager roles.

CARTHON INTERVIEWED FOR the general manager position with the Chicago Bears, New York Giants and Pittsburgh Steelers in 2022.

The opportunity to become the Titans' general manager may not have been possible if Carthon didn't attend The NFL Front Office Accelerator program in December. The program is designed to enhance opportunities for diverse front office prospects to strengthen relationships with club ownership and executives.

"The goal of our accelerator program is to foster relationships between owners and potential candidates for front office positions," said Steelers president Art Rooney II, chairman of the NFL Diversity, Equity and Inclusion Committee. "Both the clubs and the accelerator participants understand the importance of the exposure, professional development and networking opportunities."

The accelerator program put candidates like Carthon in a meet-

and-greet setting with NFL team leadership groups.

"I am extremely appreciative to commissioner [Roger] Goodell, [NFL chief diversity and inclusion officer] Jonathan Beane and all those beautiful people at the league office there that spearheaded the program," Carthon said.

"It works. I'm here in part because of it, so it works."

During the program, Carthon was encouraged to meet with the Titans leadership panel that included controlling owner Amy Adams-Strunk, president/CEO Burk Nihill and chief external and league affairs officer Adolpho Birch III.

"What impressed me the most was his growth mindset and clear vision," Adams-Strunk said of Carthon.

Adams-Strunk was also struck by Carthon's "ability to connect" with the Titans' leadership group.

Developing relationships has always been one of Carthon's strengths, going all the way back to his time in Gainesville, Florida, where he was nicknamed, "The Mayor."

"He gets to know people in a really authentic way," Lynch said. "I can't tell you how many times I was like, 'Ran, I need you to go find this out.' He'd always deliver because people connect with Ran."

When Carthon landed his first scouting job, there were three Black general managers (Ozzie Newsome, Baltimore Ravens; Rick Smith, Texans; Jerry Reese, Giants) in NFL history.

Now he's one of eight in the NFL.

"There have been plenty of men that have come before me that have laid this foundation," Carthon said. "It is paramount in my mind to do the work and be successful in order to leave the door open for other young Black men that are coming behind me."

Titans general manager Ran Carthon has made several key additions in Tennessee since taking over the role in January. George Walker IV/USA TODAY Network

CARTHON WAS TESTED immediately in his new role. The Titans entered the offseason with multiple holes to fill -- including retooling the offensive line, adding playmakers to an anemic offense and replacing free agents that went on to other teams -- with limited cap space.

Under Carthon's leadership, the Titans added low-cost starters for a franchise with approximately \$14.4 million left of a possible \$224.8 million salary cap for 2023.

"He's a guy that's motivated for the right reasons to do what he does best, evaluate football players," Miami Dolphins coach Mike McDaniel said of Carthon, who he knows from his days as 49ers offensive coordinator. "He has a great scope of what it takes for a team to win and all the different variables that are encompassed in that."

Carthon opened the line of communication with defensive tackle Jeffery Simmons' agent, Paul DeRousselle, about a contract extension soon after he got the job. Simmons had already made it clear after the 2022 season finale that he wanted a new deal to stay with the Titans and didn't want to play on the franchise tag.

"When I first met Ran, he told me I would be here in Tennessee," Simmons said. "I would say Ran kept his word."

The two parties kept the communication going through free agency and brokered a deal that made Simmons the highest-paid player at his position at the time with a four-year, \$96 million extension through the 2027 season.

"[Negotiations were] collaborative and never combative," DeRousselle said. "We never got away from the

purpose. We didn't negotiate through the media. We just did good, clean business."

Then the focus turned to the draft in April where the Titans held the No. 11 pick. Carthon said he woke up at 3 a.m. and struggled to go back to sleep one of the nights leading up to the draft because he wondered who would be there when the Titans were on the clock.

That No. 11 pick ended up being Northwestern offensive lineman Peter Skoronski, a player they thought would be gone.

Carthon was excited when they were put on the clock. He likened the moment to when a player scores their first touchdown and does a dance to celebrate before the coach tells him to act like he's been there before.

"I told Ran, you never forget your first [pick]," Titans coach Mike Vrabel said.

The Titans still needed to address the wide receiver position after finishing 30th in receiving yards last season. Carthon decided to play the long game, trusting his belief an option would open as teams continued to churn their rosters.

Then the Arizona Cardinals released two-time All-Pro receiver DeAndre Hopkins in late May. Tennessee moved in quickly by hosting Hopkins on his first free agent visit in June. As Hopkins waited to make his decision, Carthon had to free up cash.

Five-time captain Kevin Byard was asked to take a pay cut earlier in the offseason but he refused. Carthon and the Titans went back to Byard in July about restructuring his deal.

This time it was a success.

The Titans were able to sign Hopkins to a two-year deal worth \$26 million a little over a month after they first brought him to Nashville.

Carthon breathed a sigh of relief before speaking to the media on Day 1 of training camp. He called the process of signing Hopkins "a long date."

The ever evolving roster construction process came to an end as the Titans released their initial 53-man roster. There's still more work to be done but after seven months into the job, Carthon is comfortable with the group he has in place.

"I'm in a lucky spot to come into a place that's pretty much established and has a culture." Carthon said. "Myself, [assistant general managers] Chad [Brinker] and [Anthony Robinson], we get to come in and add our flavor, bring it all together. It's a collaborative effort."

###

**RAN CARTHON SHARES
WHAT HE'S THINKING
ABOUT FUTURE
FOOTBALL PLANS AND
THE MUSIC CITY**

**BY JULIE BROWN PATTON
CITY LIFESTYLE
MAY 30, 2023**

Ran Carthon became the Tennessee Titan franchise's 14th general manager in January.

Previously, he served for two seasons as director of player personnel with the 49ers after handling five seasons as the director of pro personnel in San Francisco.

Ran, 42, was one of seven candidates to interview for the position with the Titans. "I want us to build the best team possible – a competitive, sound football team that Nashville and other surrounding areas are proud of," he says.

"We're excited to add Ran to our organization," Titans Controlling Owner Amy Adams Strunk states. "He brings a variety of valuable experiences to our team. I was impressed with his natural leadership qualities and ability to connect with people. With talent evaluation being critical to this role, the roster they've built in San Francisco stands out. He played an important role there constructing one of our league's best teams."

Ran's father, Maurice, also played in the NFL with the New York Giants and Indianapolis Colts.

Ran himself played running back for University of Florida and signed as an undrafted free agent with the Indianapolis Colts in 2004. He played for three NFL seasons with the Colts and Detroit Lions.

This new Titans' leader says he doesn't miss playing as much as he misses locker room camaraderie. "In my new role, I have to leave the locker room more to the guys and let it be their personal space."

So far, he says one of the toughest parts of his new job is being away from his family. "In terms of the job, I've been doing this for a while, but I knew things would come up that I had no experience with. In those cases, you lean on your mentors and people who've been there."

Football executives and former players Martin Mayhew and John Lynch Jr. are a couple of the advisers with whom Ran says he's fortunately collaborated.

Regarding Ran's main considerations heading into the NFL draft as a first-year general manager, he says, "The cool thing about this experience was having a partner in Mike Vrabel. He's done it all before. Of course, there was pressure because this was my first time facilitating an NFL Draft as a general manager, but I had a lot of experience around me to lean on and bounce ideas off of."

We also had to just trust our board, and not allow outside circumstances dictate our plan. I think we did that well."

Ran says he's looking forward to exploring Nashville. "I've found a few places I already frequent, so I'm excited to keep growing that list."

Regarding hobbies, Ran quips, "If you ask my wife, she'll tell you I have no hobbies. I have no life outside of my family and football. I do like music, though. I'm not musically inclined myself, but I appreciate it."

He says he relishes being around creators, so when he goes to Miami in the summers, he joins studio artists to just watch them create their music. "I'm looking for a studio in Nashville to engage with and spend time drawing inspiration from artists and musicians," he announces.

Ran's charitable interests lie in taking action on things that touch his heart. "I always want to lend a

hand and show up for things that make an impact," he adds.

A good example of Ran's idea of support is the "Fatherhood Ticket Program" he created in Atlanta, which gives two tickets and two sideline passes to a deserving father.

"Usually kids write-in and tell us why their dad deserves it. We hear those stories about single parent households where dad wasn't really involved, but you rarely hear the stories about where dad was involved and played a big role. It's a great way to celebrate the men who are stepping up to fill such an important role in a kid's life. I definitely want to bring the Fatherhood Ticket Program to Nashville. I think the community will love it," he says.

Regarding how his family's brood is getting acclimated, he says, "Our daughter is going off to college this year. I also have an assistant general manager in my house. My oldest son, at 6 years old, critiques every signing we do and every draft pick. My kids are amazing. I love spending time with them. Our house is always busy, and no one is short on opinions."

He shares that he met his wife, Heaven, during college in a Haitian-Creole class.

Ran's Father's Day tradition? "It's the best. I like to just chill out for the day. The kids will bring me breakfast and then I just have a relaxing day for myself."

###

FROM THE SENIOR BOWL: TITANS GM RAN CARTHON LIVING HIS CHILDHOOD DREAM WHILE KEEPING HIS FOCUS ON THE "MAIN THING"

**BY JIM WYATT
TENNESSEETITANS.COM
JANUARY 31, 2023**

MOBILE, Ala. – Way back in middle school, Ran Carthon did his homework leading up to NFL drafts.

The son of an NFL player, Carthon used to go to the local convenience stores and buy all the magazines – Athlon Sports, Street & Smith, etc. He researched the prospects, and the teams.

And then on draft nights, he'd get out a legal pad and try to predict the NFL landing spots for players.

"I didn't know what I was doing at the time," a smiling Carthon said from the Senior Bowl on Tuesday. "I didn't realize there was a career based on this when I was doing it. Back then, it was just something I liked doing. I think I recorded every draft from '95 or '96 up until the year I came out in '04."

Later, after his own college and NFL playing career, Carthon began taking things even more seriously. When he went back to the University of Florida to get his degree, he got his big break.

He credits former Gators coach Urban Meyer for giving him a chance to help out with the staff, and after one Florida Pro Day, he met with some NFL scouts, and he began to make connections.

All of that helped lead Carthon to where he is today – general manager of the Tennessee Titans.

On Tuesday, Carthon was on hand for his first Senior Bowl as a GM.

The Titans hire Carthon, who spent the previous six seasons with the 49ers and prior to that worked with

the Rams and Falcons, two weeks ago.

His world has been a whirlwind since.

Here at the Mobile Convention Center and at Hancock Whitney Stadium on the campus at the University of South Alabama, it's included a lot of handshakes and hugs from those wishing him congratulations.

"I think it goes back to the moment the news broke," Carthon said. "From the moment the news broke to the time I boarded my flight back to San Jose – a matter of maybe an hour-and-a-half – when I got on the plane, I had 600 text messages. It's just a testament to the relationships I've build around the league. Everyone knows my nature is to be low-key, off the grid. One of my buddies from another team told me: Those days are over. But I know it's coming from a good place. People are generally happy for me and happy for me to get this opportunity and it's been coming from guys I look up to in the industry to guys I have mentored.

"It has been great, but you'll hear me say constantly: I just want to keep the main thing the main thing. So being out here on the football field, being around talent, being around the staff, that is getting back to the main thing for me."

Carthon, who spent the previous two seasons as Director of Player Personnel for the 49ers, had traveled to Mobile in the past to scout players.

On Tuesday, Carthon said he feels like he's made great progress in getting more familiar and comfortable, and on the same page, with those he's now working with, from head coach Mike Vrabel and members of the team's scouting staff, who also made the trip here from Nashville.

He's also learning the prospects better as well.

So, what's Carthon looking for in future Titans?

"From a physical attributes standpoint, you want guys that are tough and physical," Carthon said. "But more than anything you want guys that love football. You want guys who are passionate about it, that football is life, and that is what they live for – they live to play this game.

"I'll give you an example: Fred Warner, who is one of the elite players in our league, he is never not in the building. And even after he got paid, he is never not in the (49ers) building. We have guys like that who are currently on our team. We just want to add more guys like that."

Carthon, who has spent time with prospects in interviews, is quick to point out he's just part of the team, despite his big title.

He's made that clear at Saint Thomas Sports Park from the day controlling owner Amy Adams Strunk hired him to replace Jon Robinson.

"One of the young guys in the office said to me: I'm excited to work for you," Carthon said. "And I stopped him and said, 'No, work with.' We are in this together. I am in this position, yes, and I embrace it. But this is a collective thing. I don't have all the answers and I am not going to always be right just because of the title I have. It is going to be collaborative – I want to hear what the scouts have to say. They have the most exposure to (the players), so I want these guys to feel very much a part of it. We're going to be a partnership."

After this week's Senior Bowl, the Titans will continue the work leading up to April's NFL Draft. The NFL Combine in Indianapolis is a month away, and Pro Days are on the horizon.

The team has some tough decisions to make regarding current players, and new additions, in free agency.

Carthon wants to do his part to help take the Titans to the next level.

"It has been a good team here, a competitive team, a winning team," Carthon said. "I have been brought in to help elevate that and bring another component to it. So, I am here to partner with Mike and partner with Ms. Amy and work with these scouts and do our part in taking the Tennessee Titans to the next step."

###

TITANS' 1ST BLACK GM SAYS HE STANDS ON 'SHOULDERS OF GIANTS'

**BY TERESA M. WALKER
ASSOCIATED PRESS
JANUARY 20, 2023**

NASHVILLE, Tenn. (AP) — Ran Carthon looked up, pausing before answering a question his aunt warned would come.

He is the first Black general manager in the history of the Tennessee Titans, a franchise founded in 1960 as the then-Houston Oilers in the original American Football League.

“I understand I’m standing on the shoulders of giants, and there have been plenty of men that have come before me that have laid this foundation that allowed me to be in this spot,” Carthon said Friday at his introductory news conference.

Carthon, who turns 42 in February, has been too busy putting himself in this position and hadn’t had time to contemplate the history of the moment. Not after a whirlwind week of interviews, a wild-card playoff victory with the San Francisco 49ers and accepting his new job.

Becoming an NFL GM had been Carthon's only goal after he went from undrafted rookie running back out of Florida to a brief playing career before front-office jobs in Atlanta and with the Rams and the 49ers.

“It’s paramount in my mind to do the work and be successful to leave the door open for other Black men that are coming behind me because there are a lot of talented young Black men who can do the job,” Carthon said. “They just need the opportunity.”

The Titans made Carthon the sixth person of color among the past eight GMs hired, and he now is the NFL's eighth Black general manager and ninth person of color overall.

The NFL has held two accelerator programs since late May to promote more minority candidates for front-office jobs. Carthon said he met Titans controlling owner Amy Adams Strunk and Burke Nihill, the team's president and CEO, during the owners' winter meetings in December.

For Strunk, the hiring moved quickly starting Jan. 12. The Titans interviewed two internal candidates, and Arizona hired their director of player personnel, Monti Ossenfort, on Monday.

Carthon interviewed with the Titans on Jan. 13 in Nashville, flew back for the 49ers' wild-card win over Seattle, then returned to Nashville for a second interview Tuesday. He learned he was being offered the job while at the airport.

He replaces Jon Robinson, fired Dec. 6 in his seventh season in the midst of what wound up a seven-game skid as Tennessee finished 7-10. The Titans missed a third straight AFC South title with a loss in the regular season finale in Jacksonville.

Strunk said Carthon stood out as the clear choice with his background as a former player who grew up around the game. Carthon's father, Maurice, not only played in the NFL but also coached with seven different teams.

The Titans also liked Carthon's record of success evaluating talent as a pro scout for the Atlanta Falcons starting in 2008, as director of pro personnel for the Rams between 2012 and 2016 and his last six seasons with the 49ers, the last two as director of player personnel.

“We called as many potential references as we could find to learn more about Ran as a person, talent evaluator and leader,” Strunk said. “Whether current and former colleagues, the scouting community, the former teammates, the feedback was unanimous. Ran is exceptional.”

Carthon, who also interviewed last year for general manager jobs with Chicago and the New York Giants, said his vision for the franchise includes lifting trophies and holding parades in Nashville. Strunk said she has those same high expectations despite how this last season ended.

“We have some big questions to answer offseason, but I’m excited for what the future brings,” she said.

The Titans are projected to be \$23.3 million over the 2023 salary cap by Spotrac.com. Both quarterback Ryan Tannehill and two-time NFL rushing champ Derrick Henry, who finished second in the league in rushing in 2022, are going into the final seasons of their current contracts.

Two-time Pro Bowl defensive lineman Jeffery Simmons has made clear he wants an extension. The Titans also hold the No. 11 overall pick in the April draft.

Carthon and coach Mike Vrabel, 48-34 in his five seasons in Tennessee, both emphasized their plans to collaborate on roster building down to position coaches working with scouts to identify talent.

“We got a lot of work to do,” Vrabel said. “We’re excited to get to work on that.”

###

**AFTER A GRAND
ENTRANCE, NEW TITANS
GM RAN CARTHON
READY TO GET TO WORK**

**BY JIM WYATT
TENNESSEETITANS.COM
JANUARY 19, 2023**

NASHVILLE — Ran Carthon made a memorable entrance on his first day on the job.

After being named general manager of the Titans earlier in the week, Carthon received a rousing, celebratory welcome to Saint Thomas Sports Park when he walked through the doors on Thursday afternoon.

"I've never had a party this big," Carthon said as he flashed a big smile.

Titans controlling owner Amy Adams Strunk then officially introduced Carthon, formerly director of player personnel with the San Francisco 49ers, to employees of the team.

Carthon, accompanied by his wife and children, seemed to be taken by surprise by the gathering, as members of the organization filled the lobby and lined the staircases of the recently renovated MetroCenter facility.

Carthon then addressed the crowd, and said he's ready to get to work.

"We are all here, rowing in the same direction," Carthon said, "and we all want to hoist the Lombardi (Trophy) one day. All of us play a part in that. So, I am here to do the work. I am willing to do the work. And I look forward to working with everybody."

Strunk, who led interviews with seven candidates since the end of the 2022 season, informed Carthon earlier this week he'd been chosen as the team's next GM.

"How do you feel about being the Titans general manager?," Strunk asked Carthon when delivering the

news. "Well, we'd love to have you."

Carlton flew to California after his second interview in Nashville, and he returned with his family on Thursday.

After making a grand entrance, Carthon made the rounds in the building, going from the locker room to the team's indoor practice facility to the C.O. Brocato Draft room to his new office.

"The welcome, walking in," Carthon said. "It just makes everything that I thought when I met (for the interview) real, and it confirms this is a great place, and we're going to do some great things together here. I am excited."

Carthon will be introduced to Nashville media at his introductory press conference at noon Friday at STSP.

###

**TITANS LONG SNAPPER
MORGAN COX
NOMINATED FOR ART
ROONEY
SPORTSMANSHIP AWARD**

**BY JIM WYATT
TENNESSEETITANS.COM
NOVEMBER 22, 2023**

NASHVILLE – Titans long snapper Morgan Cox has been nominated for the Art Rooney Sportsmanship Award.

The award is presented each year to an NFL player who best demonstrates the qualities of on-field sportsmanship, including fair play, respect for the game and opponents, and integrity in competition.

On Wednesday, the NFL announced the 32 player nominees for the ninth annual award. Each NFL team nominated one of its players for the award, which recognizes players around the league who exemplify outstanding sportsmanship on the field.

Created in 2014, the award honors the late founding owner of the Pittsburgh Steelers and Pro Football Hall of Famer Art Rooney Sr.

Cox, who played at the University of Tennessee, joined the Titans in 2021 after playing 11 seasons with the Baltimore Ravens. The Collierville, Tenn., native has been named to five Pro Bowls, and he's one of the team's captains this season.

After every game, Cox identifies a player or two from the opposing team's special teams unit, and he offers words of encouragement and support, while praising them for their work and commitment.

Cox also regularly brings together the two teams in postgame for an on-field prayer.

"I could not be more excited and prouder to hear that Morgan has been nominated for the Art Rooney award," Titans special teams

coordinator Craig Aukerman said. "Morgan has demonstrated excellence in competition and sportsmanship both on and off the field. His respect of the game and to his opponents is second to none. As a team captain, Morgan's leadership qualities and willingness to mentor younger players have helped them achieve a high level of integrity to succeed in the National Football League."

A panel of former players from the NFL Legends Community — Warrick Dunn, 2014 Art Rooney Sportsmanship Award recipient Larry Fitzgerald, Pro Football Hall of Famer Curtis Martin and Leonard Wheeler — will select eight finalists (four in the AFC and four in the NFC) from the 32 nominees.

The eight finalists will be listed on the Pro Bowl ballot under the NFL Sportsmanship Award category when players vote in December.

"Sportsmanship is the core of the game, the vanguard of public confidence, the keeper of game integrity," said Troy Vincent, NFL executive vice president of football operations. "These Rooney Sportsmanship Award nominees exemplify the spirit of fair play and the values of respect, integrity, commitment to team and resiliency at the highest level of competition."

The winner of the Art Rooney Sportsmanship Award is determined by a vote of current NFL players. From the eight finalists, each team's players will submit a consensus vote of their choice for the winner. As in Pro Bowl voting, a team cannot vote for its own player.

The winner will be announced as part of NFL Honors. He will receive a \$25,000 donation from the NFL Foundation to a charity of his choice.

###

**FROM THE PRO BOWL:
LONG SNAPPER MORGAN
COX REFLECTS ON LIFE'S
BLESSINGS, AND HIS
JOURNEY TO THE TITANS**

BY JIM WYATT

TENNESSEETITANS.COM

FEBRUARY 2, 2023

LAS VEGAS – Morgan Cox has experienced a lot during his 13-year playing career.

The Titans long snapper has played in a Super Bowl and been named to five Pro Bowls. He's played in over 200 career games, in stadiums all over the country. He's made lifelong friends, and countless memories.

As Cox took a helicopter ride on Thursday morning into the Grand Canyon, over Lake Mead and the Hoover Dam, and then over the Las Vegas strip, Cox reflected on his journey, and the blessings that have come with it.

"I've seen God's hands on a lot of things as I kind of reflect on my career," Cox said. "I am grateful for the opportunities I have been given, and the unique experiences I have gotten to have because of this game."

Cox is in Las Vegas for the 2023 Pro Bowl Games. It's his first trip as a Titan after being named a Pro Bowler on four earlier occasions during his playing days with the Ravens, where he won a Super Bowl ring during the 2012 season.

Cox, who just finished his second season in Tennessee, admits this one is special. A Collierville native who played at the University of Tennessee, Cox is representing his home state – and the team he grew up cheering for as a youngster.

While overlooking the Las Vegas Strip on Thursday, Cox told a story about the time he traveled to a Titans game his senior year in high school with his buddies.

They took his mom's Suburban, and they painted "Titans" on it. They also painted letters on their chests, spelling out T-I-T-A-N-S.

"It was a memorable trip," Cox said with a smile.

Long before that, Cox remembers watching the Titans play in Super Bowl XXXIV, at his aunt and uncle's house in Memphis. The Titans-Rams game was projected on a bed sheet.

"I remember (Kevin) Dyson stretching out the ball," Cox said, "and being heartbroken."

Cox never dreamed he'd end up playing in the NFL himself.

It started with a childhood competition, and it's continued because of a lot of hard work.

As an 11-year-old, Cox went out for a football team called the 'Buccaneers' in the Collierville Youth Athletic Association. The coach was his dentist, Bill Burriss.

On the first day of practice, Burriss brought all the players up and said they needed to fill the position of 'long snapper'. Everyone got in line, and they all got a chance to snap.

"My first shot at it was really pretty bad," Cox recalled. "So, they moved onto the next person."

But Cox said his father, who happened to be at practice that day, encouraged him to try it again, so he went to the side and practiced. He started to get the hang of it, and he got back in line.

The following year he was back in the mix, as a seventh grader, for the long snapping position at Evangelical Christian School.

"Over time," Cox said, "I got better and better."

Cox played in high school at ECS, got recruited by the University of Tennessee, and after paying his dues for a few years at the school – and

learning from FG snapper Adam Miles and punt snapper Ryan West – he got his chance.

Cox ended up playing in 38 games in three seasons at Tennessee, and was then signed by the Ravens as an undrafted free agent in 2010.

As they say, the rest is history.

Cox is humbled to be at the Pro Bowl again.

"It's an honor for me to be here, being a part of the Titans now," Cox said. "To be in my 13th year and to be able to experience the Pro Bowl again, it is truly an amazing honor and tough to put into words what it means to me."

Along the way, Cox said the backing from family and friends has made it even more special.

"The support from my home state has been amazing," he said. "No shortage of ticket requests, but that's been great as well. It's awesome to be able to play in front of people I've been around my whole life. I grew up in Memphis, went to school in Knoxville and everybody converging in Nashville is pretty cool."

Cox plans to enjoy the events surrounding the Pro Bowl Games this week.

He's scheduled to take part in a "Kick-Tac-Toe" event, and has other things planned as well.

"This isn't my kind of town to be honest," he said. "I'm a big saver, not much of a spender."

As he looks ahead, Cox plans to keep working to sharpen his craft.

Even after 13 years, he believes there's always room for improvement.

"I've put in a lot of time and work in kind of honing the craft," he said. "I can never say I have perfected it. I don't think there is such a thing. You're constantly want to chase perfection and find ways to improve

your game, whether it be snapping, blocking, covering. I can always improve."

Cox is already looking forward to Year 14.

He's hoping it will be with the Titans.

"God has a plan, and I certainly hope to be back with the Titans next year," he said. "I am going to play as long as I possibly can. I love what I get to do, and I am grateful. I feel like I am still playing at a high level, and I am going to keep playing as long as I can."

###

**TITANS AGREE TO TERMS
WITH FORMER EAGLES
TACKLE ANDRE DILLARD**

***BY JIM WYATT
TENNESSEETITANS.COM
MARCH 20, 2023***

NASHVILLE – The Titans have officially agreed to terms with former Eagles tackle Andre Dillard.

Dillard, selected with the 22nd overall pick in the 2019 NFL Draft, joins an offensive line in Tennessee that's currently under construction.

Dillard (6-5, 315) has played in 43 games over four seasons with the Eagles, with nine starts. Dillard started four games in 2019 and five games in 2021, but he was sidelined for all of the 2020 season because of a biceps tear.

In college, Dillard appeared in 42 career games at Washington State, including starts at left tackle in each of his last 39 contests. He was a two-time All-Pac-12 honoree who started all 13 games as a senior in 2018, when he allowed just one sack and 13 pressures in 722 pass-blocking snaps while receiving All-America honors as well as first-team All-Pac-12 recognition.

The Titans recently released left tackle Taylor Lewan and center Ben Jones, and guard Nate Davis reached a deal with the Chicago Bears.

###

LEBANON'S COLTON DOWELL ALL SMILES AS HE BEGINS HIS NFL JOURNEY WITH THE TITANS

**BY JIM WYATT
TENNESSEETITANS.COM**

MAY 16, 2023

NASHVILLE – Colton Dowell took his rookie mishap in stride.

While working on a footwork drill over the weekend, the Titans receiver stumbled and fell to the ground during the team's rookie minicamp.

It happened right in front of a big group of reporters on hand to cover the debut of the team's first-year players – and also, directly in front of Titans coach Mike Vrabel.

"My body was moving faster than my mind," Dowell said with a smile. "I had a lot of adrenalin going. ... I'd be lying if I said that was the first time I've ever done that, and I'm sure that's not going to be the last time.

"But it's a great thing I can look at it and know I'm not where I need to be at yet. And I can just keep getting better."

So, what did his new head coach say?

"Coach Vrabel, he just kind of looked at me and just moved on," Dowell said, smiling even bigger. "He knows it happens – I am a rookie. So, it is what it is."

Dowell, a seventh-round draft pick of the team, settled in and made some plays – including some nice catches – over the weekend.

The 6-foot-3, 212-pounder sure looked the part as he lined up across from defenders, and in a group of other receivers added by the team since the draft. Two others in his position group over the weekend were undrafted free agents, while two others were in town for a tryout.

The Titans saw something in Dowell that led the team to pick him in the draft, and on Monday he'll join the veterans on the field for the first time in the offseason program. Organized team activities start next week.

This start of this experience is special for Dowell, who grew up in Lebanon, Tennessee, attended Wilson Central High School, and played at Tennessee-Martin.

Growing up, Dowell attended training camp practices at Ascension Saint Thomas Sports Park, and he went to Titans games at Nissan Stadium.

Over the weekend he put in a Titans helmet for the first time.

"I'd like to say he'd be happy," Dowell responded when asked what a younger version of himself would be thinking right now. "And he'd realize this is a dream come true. This is just the start, and I want to continue to make that younger self happy as I keep going."

Dowell said the support from those back home has been great.

"It's been awesome," he said. "I've said it a couple of times, but when you are wanted and you are supported by people you don't even know, it is really great, and I cherish that. It is really a blessing to have that in my life right now because I know as quick as it came it can leave, so I am thankful for that and really enjoying it."

Dowell smiled when asked if he was able to commute from home.

He's actually staying at a nearby hotel with the team's other rookies, rooming with quarterback Will Levis.

Dowell is beginning his new life, as a pro.

"It's been awesome," Dowell said. "I've had a really good time being able to dive completely into football, and not have to worry

about classes or anything else coming up. I don't even have to worry about where I am going to eat at – we eat right in there (pointing inside), so it is really awesome to see the level of professionalism that can come with playing this game. I've had a great time."

###

**UNPACKING THE 'UPSIDE'
TENNESSEE TITANS HOPE
TO FIND IN DRAFT PICK
JAELYN DUNCAN**

**BY PAUL SKRBINA
THE TENNESSEAN
APRIL 30, 2023**

The weight of the wait didn't weigh Jaelyn Duncan down.

Duncan, the Tennessee Titans' sixth-round pick in the 2023 NFL Draft, has a history of waiting.

Duncan didn't start playing football until he was 14 years old.

For the next four of five years, the 6-foot-6, 306-pound tackle who played at the University of Maryland, had little idea about what he was doing.

"It probably took me until my redshirt freshman year, maybe even a year after that," Duncan said. "Throughout high school I was just out there moving people and just being a bigger body, not really using a lot of techniques. So when I got to college, that was one of the main focuses.

"It probably took me until my redshirt freshman year, maybe even a year after that."

Duncan was a three-time All-Big Ten honorable mention selection in five seasons with Maryland, where he allowed 58 quarterback hurries, 15 quarterback hits and 19 sacks in 2,551 snaps spanning 43 games, including 39 starts. He also was selected to play in the East-West Shrine Bowl.

He knows the learning will be accelerated come training camp.

"Just technique things, hand timing, punch timing, hand placement, just keeping great balance, stuff like that," Duncan said of areas where he needs to improve. "You don't want to lean and stuff. Just being more consistent and finishing, just continuing to drive and get it done every play."

Duncan's relationship with football began late, he said, because "some life stuff was going on. It wasn't the right circumstances at a young age."

Duncan won't be walking into completely unfamiliar company when he joins the Titans. He and Titans first-round pick Peter Skoronski, who faced off in the Big Ten, worked out together and shared the same trainer. He also will reconnect with Titans tight end Chigoziem Okonkwo and defensive tackle Sam Okuayinonu, with whom he played at Maryland.

"He's a guy we envision having a ton of upside," Titans general manager Ran Carthon said. "He's really, really athletic. He has some high-end traits we'd love to work with and develop. We look forward to working with him."

The weight of the wait of being picked didn't discourage Duncan, even though he said he thought he would have been picked Friday during the second or third round.

"You just sit around the house, wait for your phone to ring," he said. "I've been a little bit anxious and a little bit nervous, but God has a plan, so I've just been waiting."

He had three meetings with the Titans before the draft, including one at the combine and one at the Senior Bowl.

His next stop will be rookie minicamp, which for Duncan, can't come soon enough.

###

**DOUBT TENNESSEE
TITANS' CALEB FARLEY
AT YOUR OWN RISK. HIS
MOTIVATION COMES
FROM LATE MOTHER**

**BY GEORGE ROBINSON
THE TENNESSEAN
APRIL 30, 2021**

It doesn't take long to realize the kind of player the Tennessee Titans selected with the 22nd pick in the 2021 NFL Draft on Thursday.

Caleb Farley isn't interested in talking about the injuries he has suffered, including his two back surgeries and a knee injury before college. His recent positive COVID-19 test result is of no mind, and his decision to opt out of the 2020 college football season at Virginia Tech has already been discussed ad nauseam.

Farley is a Titan. And that's enough for him.

Would have been enough for his late mother, too.

"I was telling my mother I was going to be a first-round draft pick when I was like 7 years old," he said. "I hope she's smiling down on me from the sky."

Any physical obstacles Farley has faced through football pale in comparison to the loss of his mother, Robin, to breast cancer in 2018.

The memories of conversations he had with her as a child are still fresh, and his thoughts drifted to her when the Hickory, North Carolina, native heard his name called Thursday.

"She always believed in me," he said.

Robin was diagnosed with cancer in 2009 and endured two years of chemotherapy and radiation. For a while it looked like she had beaten the disease. But the cancer returned aggressively and invaded her bones.

"After some time it started to wear on her," Caleb's father, Robert Farley, told The Tennessean. "I think Caleb accepted what happened because he knew that his mother had faithfully lived the life she wanted to live. She didn't die in regret."

Robin died without seeing her son play college football.

She attended every game from the time he began playing little league at 7 through his high school career at Maiden High School in North Carolina, where he starred as a quarterback.

Caleb tore the ACL and MCL ligaments in one of his knees prior to arriving at Virginia Tech in 2017. He took a redshirt his first year on campus, and was moved to wide receiver. Months later, in January 2018, Robin died with her family, including Caleb, by her side.

"He never once thought about not playing football after his mother's death," Robert said. "He's always been committed to it. His mom encouraged that commitment. I mean it was difficult on all of us and it took some time to adjust but Caleb pours himself into football. He loves it that much."

Football is Caleb's love, but family has been the foundation. It's the reason why he decided to opt out last fall despite coming off a 2019 year in which he led the ACC in passes defended (16) and finished with four interceptions as a converted cornerback.

It was a risky move. He was the first high-profile college football player to make that decision, and some questioned whether it would hurt his rising draft stock.

"Yeah, it's just frustrating," Farley said about having to answer questions about his health. "It gets to the point where you want a team to draft you, that believes in you, and if you don't believe in me, then play against me."

"Caleb opted out because of his concern with COVID," Robert said. "It was as simple as that. It had nothing to do with his injuries. He wasn't hurt. You have to understand, we were still learning about the short- and long-term effects of this virus. He didn't want to risk his health or possibly the health of his family members."

Virginia defensive back Caleb Farley, right, intercepts a pass intended for Miami wide receiver Dee Wiggins during the first half of an NCAA college football game, Saturday, Oct. 5, 2019, in Miami Gardens, Fla. (AP Photo/Lynne Sladky)

Caleb maintained a strength and conditioning schedule last fall. Despite not seeing the field in 2020, his instincts and ability in man coverage were enough to convince NFL scouts. The Titans felt his 6-foot-2, 207-pound frame and athletic skillset at cornerback — a position of need — were too good to pass up.

"He's long and I think (man coverage) is something they did a lot of at Virginia Tech," Titans coach Mike Vrabel said. "Those guys were manned up outside without a whole lot of help. He's coming from a very aggressive scheme that puts a lot of pressure on those guys on the outside."

Farley was invited to attend the draft in Cleveland on Thursday, but a positive COVID-19 test result earlier in the week prevented him from attending.

Farley was tested again Thursday and that result came back negative, he said. But the questions about his health remain. And so will the memories of his late mother, and the motivation she gave him to overcome any obstacles en route to the NFL.

"When coach called me to tell me I was going to be a Tennessee Titans, the first thing out of my mouth was 'When can I get the playbook?'," Caleb said. "I'm extremely excited

to get back on the field and rep these colors."

###

WHAT I'VE LEARNED**BY PETER KING****NBC SPORTS****NOVEMBER 12, 2023**

Tennessee kicker Nick Folk, 39, is on an all-time streak for aging kickers—for all kickers, really. Since his age-36 season in 2020, Folk has made 91.3 percent of his field goals (115 of 126), including all 65 from inside of 40 yards. The one recent kicker in the Hall of Fame, Morten Anderson, made 79 percent of his field goals from age 36 to 39; the one looming Hall of Famer, Adam Vinatieri, hit 85.4 percent of his kicks in the same four-year span. Only three much younger kickers—Younghoe Koo, Matt Gay and Daniel Carlson—have been more accurate, and none by more than a percentage point, since 2020.

Folk's a fascinating story—out of football as recently as 2018—and when you understand his family background, you can better understand why he can step up to big kicks and be a relative flat-liner. What Nick Folk has learned about how to succeed as an NFL kicker:

“I think the biggest thing is perseverance. You look at my career and it's full of ups and downs. Keep focusing on the journey and persevere through the journey. Results come with the work. How much work are you willing to put in? Good example is what happened in New England. I had an appendectomy Thanksgiving week in 2019, then got re-signed. Next year they draft a kicker and I get COVID. I'm on the COVID practice squad, but I end up winning the job. On the practice squad again to start '21, kick that season. I signed a two-year deal in March of '22. They draft a kicker in April of '23. I get traded here to Tennessee. The whole time, all I can control is my kicking. That's what I do—focus on the journey. Perseverance is what I'd tell any young kicker.

“So many people in my family were in the medical field. They dealt with high levels of pressure. My mom, Dr. Lorraine Stiles, was a

pediatrician. My grandfather, Dr. Quentin Stiles, was a cardiac surgeon, and he and his team pioneered a lot of the bypass stuff way back. He used to tell me stories of holding beating hearts in his hands. He's dealing with life and death on a daily basis. My grandmother, Dr. Claire Stiles, was an anesthesiologist, in the first or second class with women at Harvard Medical School. My aunt, Lorraine Stiles, was a high-risk OB-GYN. She told us a story once of a woman who wasn't feeling well and she examined her and figured out they had almost no time to save the baby and the mom, and they got rushed into surgery and it was almost bite down on a stick and here we go. They both made it, I believe.

“Pressure was part of their daily lives. I would say that's part of how I was raised by my family all the way from my parents to grandparents and everyone in between. They understood what life really is about. One of the things I've learned in my job is there's a lot greater things happening in the world. We're playing a game. It's very serious to everyone in the locker room, everyone on each team, but at the end of the day, there's a lot more important things out there.

“I just try to live in the moment with everything I do. When I'm out there trying to make a kick, the reality is we're just a big team and my job happens to be the guy kicking. I just try to do my job the same way the other 10 guys out there try to do their jobs. There's not really what I would call extra pressure on it. I've kicked a million footballs in my life. What's one more?

“[Kicking so well now], I think a lot of it is experience. You're able to glean information from good years, good kicks and bad years, bad kicks. I think my teammates know I've done everything I can to prepare so that I can perform at the best level for them.

“One other thing: The most important kick is the next kick.”

###

WHAT TO KNOW ABOUT TENNESSEE TITANS KICKER NICK FOLK

***BY NICK GRAY
NASHVILLE TENNESSEAN
SEPTEMBER 17, 2023***

Nick Folk began Year 16 of his NFL career on Sept. 10 when the Tennessee Titans faced the New Orleans Saints in Week 1.

Folk, 38, was acquired by the Titans from the New England Patriots for a 2025 seventh-round pick after the team ran through three kickers in the preseason and was looking for stability.

The ex-Arizona Wildcats player has stayed in the NFL with his dependability and consistency inside 50 yards.

Here's what to know about the Titans' new kicker:

Nick Folk goes from Dallas to the New York Jets

The Dallas Cowboys took Folk in the sixth round of the 2007 NFL Draft. He earned a Pro Bowl nod after a good rookie season (26 of 31 field goals made) that included the winning 53-yard field goal against the Buffalo Bills on Oct. 8 on "Monday Night Football."

Folk was even better the next season, making 20-of-22 field goals, including both attempts from more than 50 yards., but he missed 10 attempts in 2009. He was released before the end of the season, and signed with the Jets in 2010.

During the next seven seasons, Folk was good enough (making 82.2% of his field goal tries) to entrench himself as the Jets kicker. He is second on the Jets' all-time points scored list and is the most accurate kicker in team history (minimum 100 field goal attempts). He was released in a salary-cap move after the 2016 season.

Tampa Bay struggles

The lowest point of Folk's career came with Tampa Bay in 2017 — specifically, in a 19-14 loss to New England on "Thursday Night Football" on Oct. 5.

Folk replaced the struggling Roberto Aguayo to start the season but missed five field goals and two extra points in the first four games. Against the Patriots, Folk missed from 56, 49 and 31 yards in the five-point loss. He was placed on injured reserve shortly after the game, ending his season. The Bucs released Folk in the offseason.

Nick Folk's revival with the New England Patriots

Folk did not kick in the 2018 NFL season, spending time in the Alliance of American Football league in spring 2019.

He was not on any NFL team to start the 2019 season until October, when the Patriots signed him to replace the injured Stephen Gostkowski.

Folk kicked well enough: 14 of 17 on field goals and 12-for-12 on extra points, even after missing a week because of an appendectomy. The Patriots attempted to replace him with a younger option in Justin Rohrwasser, but re-signed Folk before the 2020 season.

He was a consistent and accurate kicker for the Patriots during the next three seasons, making 89.3% of his field goal attempts and 91.3% of his extra point tries.

Nick Folk off to good start with Tennessee Titans

Folk was 5-for-5 on field goals, accounting for all of the Titans' points, in the 16-15 loss to the Saints. He already has gained the trust of the Titans coaching staff, as evidenced by a decision to attempt a 29-yard field goal with 2:20 left and Tennessee down by four points.

"Find a way to get (the ball) inside the 40 and kick a field goal to win the game, that's what I believed," Titans coach Mike Vrabel said about the decision to kick at that point.

Not the biggest leg at this stage of his career

Folk made a 50-yard field goal in Week 1, which may be toward the edge of his range at this point of his career.

He career long is 55 yards, made with the Jets in 2015. As accurate as he has been from inside 50 yards, don't expect the Titans to try many 60 yarders in 2023.

Folk also had one touchback in six kickoffs against the Saints, which is in line with his recent history. Last season with New England, he had three touchbacks on 33 kickoffs. He was never the full-time kickoff player for the Patriots, with 49 in four seasons.

###

STARTING ILB JACK GIBBENS MAKING THE MOST OF HIS SECOND CHANCE WITH THE TITANS

**BY JIM WYATT
TENNESSEETITANS.COM
SEPTEMBER 21, 2023**

NASHVILLE – Jack Gibbrens put in the work last offseason, doing everything he could to make the Titans roster out of training camp.

Yet when the Titans made their cuts at the end of last August, the Titans rookie linebacker was informed he was being waived by the team.

"After training camp, I got sent home," Gibbrens, who initially joined the team as an undrafted free agent in May 2022, recalled earlier this week. "So, I drove back to Texas."

A week later, however, Gibbrens got another call from the Titans.

The team wanted to sign him back to the practice squad, and that's where he spent most of the 2022 season, before ending the year on the team's 53-man roster.

"When I got back out here, I just kind of said: I am going to make the most of this opportunity," Gibbrens said. "They gave me a second chance and I just kind of took the mindset of: 'I have to get better every day. I have to fight to earn every day.' And that's the same mindset I am trying to have right now."

"Everybody is trying to earn their job every day; nothing is guaranteed in this league. So, just make the most of every opportunity you get every time you get to step on the field."

A year later, things are much different for Gibbrens.

Gibbrens isn't just on the team – he's one of the team's starters, at inside linebacker, next to Azeez Al-Shaair.

Gibbrens has recorded 11 tackles in the first two games, including a tackle for a loss. Gibbrens played in 45 of the team's 68 defensive snaps (66%) against the Chargers, along with 12 snaps on special teams.

Titans Coach Mike Vrabel, who nicknamed Gibbrens "Dr. Gibby" last year because of his smarts, said the inside backer has improved over the past year.

"I just think he's a tall, linear, lengthy player," Vrabel said of Gibbrens. "And I think he worked extremely hard to improve his lower body strength. (Gibbrens) was running just as well (this year), was running better than he ran last year. Just from a tracking standpoint. Not that that's the end all, be all. But, he knows what to do. He communicates. He's a good communicator and he's where he's supposed to be."

The 6-foot-3, 242-pound Gibbrens didn't take the easy path to the NFL.

Gibbrens played four seasons at Abilene Christian (2017-2020) before transferring to Minnesota, where he played his final college season in 2021. Gibbrens spent time working as a financial analysis intern while also serving as a teaching and research assistant in college.

But he never stopped chasing his NFL dream, even after going undrafted.

Gibbrens ended up appearing in five games with two starts a year ago for the Titans, registering 27 tackles, an interception, and a special teams stop. He spent 11 games on the team's practice squad in 2022.

Now, he wants to keep doing his part on the Titans.

"Coach Vrabel always preaches: It doesn't matter how you got here, it's just what you do when you get here," Gibbrens said. "It's been a journey, obviously last year getting cut, being on the practice squad and then finally getting an opportunity

to play, and this year in a completely different role.

"I'm just trying to keep the same process that I've had since I got here: Just get better every day, keep my head down and keep working."

###

HOW TITANS HUBBARD DEALT WITH MONEY ISSUES MENTAL HEALTH AND LOSING LOVED ONES

**BY TURRON DAVENPORT
ESPN.COM
SEPTEMBER 30, 2023**

NASHVILLE, Tenn. -- For players in the NFL, signing a multimillion-dollar contract is one of the marquee signs of success. For Tennessee Titans right tackle Chris Hubbard, that moment finally came in 2018, when he signed a five-year, \$36.5 million deal with the Cleveland Browns at the age of 26.

But the pressure he experienced off the football field because of it was nothing he had anticipated.

"I'm from the east side of Columbus, Georgia, man," Hubbard said. "I ain't never experienced that amount of pressure, never seen that type of money ever in my life. We lived check to check [growing up], tried to scrape up whatever we could to make ends meet."

With his new contract, Hubbard felt the need to help everyone, and he was soon fielding requests to help relatives, some he had never met, with money.

"They were coming out of the woodworks," he said.

The pressure of dealing with the responsibilities that came with financial success was so overwhelming that he contemplated quitting football.

As a result, Hubbard was "all over the place mentally." He lost 20 pounds. His calm, welcoming demeanor soured, causing him to have a different attitude toward people.

Hubbard started going to counseling to learn coping mechanisms that would help him get back on track. He also talked to his uncles, Ed King, who played for the New Orleans Saints, and Brentson Buckner, who played for the

Carolina Panthers and Pittsburgh Steelers, to try to figure things out.

Buckner praised his nephew and told him how others could look at him for motivation to do the same.

"You're not doing it for yourself, you're doing it for somebody after you," Buckner told him.

That was the direction Hubbard needed as he dealt with all the financial requests he was fielding.

"A lot of trials and tribulation, man," Hubbard said. "It took me probably like two years after all that stuff happened, I started to seek therapy and everything, and I started to feel like myself again."

Hubbard met with a counselor on the Browns' staff to help with the pressure he felt from signing the high-value contract. Cleveland was ahead of the curve in that it employed a team therapist before the NFL instituted a support system in 2019 for players to seek help with their mental health.

"Back then when I was playing, it was almost taboo to speak of [mental health issues] because we was considered these big, physical human beings and nothing can hurt us," Buckner said. "Now guys are more open to speaking about it and realizing it is a problem for anybody whether you're an athlete or not."

Hubbard's first recognized the importance of mental health in high school. One of his close friends died by suicide, which later inspired him to use his platform to advocate for mental health.

"He felt like he couldn't handle everything ... by himself," Hubbard said. "So that's one of my reasons why I wanted to bring awareness towards it."

Hubbard used his personal experience and platform to promote mental health awareness, especially during September, which is National Suicide Prevention Month.

During his freshman year in 2009 at UAB, tragedy struck again when he received a call one month into the season telling him his best friend, his grandfather, had died from prostate cancer.

"I struggled really hard, man, with that because he really taught me a lot about life and how to carry myself as a man and what I should stand on," Hubbard said.

Hubbard found himself in a dark place. He wasn't paying attention in class and ended up on academic probation. He wasn't getting enough sleep, and he turned to alcohol to cope with the pain.

During that time, Hubbard decided to take a short break and went back to Columbus to be around family. That was when Hubbard was first exposed to the value of talking through things instead of trying to work through them on his own.

"I now know who I need to talk to," Hubbard said. "To somebody like a therapist or just talk to someone to get it off my chest, man."

In this case, Hubbard turned to his mother, Angela Jones, who reminded him that UAB gave him a scholarship because the program believed in him.

"I told him he had a choice," Jones said. "Either come back where there was nothing for him in Columbus or change his mindset and make a name for himself."

She also stressed that Hubbard needed to get himself together and go back to school to serve his purpose.

"That just motivated me to take it to the next level, dive deep," Hubbard said. "To really just push myself to the limits."

Hubbard is now in his 11th season in the NFL with 52 starts under his belt -- including three with Tennessee (1-2).

Hubbard signed a one-year deal with the Titans three days after

training camp started as a free agent and has become the veteran in the offensive line room. Coach Mike Vrabel called Hubbard a "great addition" and said he has "great respect for how he came in and earned a position."

Hubbard now also works with the National Alliance on Mental Illness, which raises awareness and provides support and education to communities across the country.

He has spoken to students at his former school (George Washington Carver High School) in Columbus, done many interviews on the topic and used the NFL's "My Cause, My Cleats" initiative to call attention to mental health.

"Chris always has great energy," right guard Daniel Brunskill said. "Always helping out young guys. He's a great leader and does a great job of bringing the same energy every day. He always comes into the building with a smile, and it starts there."

###

**TITANS AGREE TO TERMS
WITH VETERAN OL CHRIS
HUBBARD**

***BY JIM WYATT
TENNESSEETITANS.COM
JULY 28, 2023***

NASHVILLE – The Titans have agreed to terms with veteran offensive lineman Chris Hubbard.

Also, the Titans have waived offensive lineman James Empey.

Hubbard adds to the competition at right tackle, where the team is looking for depth and a starter to at least begin the season following Nicholas Petit-Frere's six-game suspension. Petit-Frere started 16 games for the Titans at right tackle in 2022.

A nine-year veteran, Hubbard has played in 85 career games, with 49 starts, while playing for the Steelers and Browns.

A 6-foot-4, 295-pounder, Hubbard has played the past five seasons in Cleveland. He played in four games in 2022, with one start. Hubbard played in college at Alabama-Birmingham, and he was signed as an undrafted free agent by the Steelers in 2014. Hubbard started 16 games at right tackle for the Browns in 2018, and he started 13 games at right tackle in 2019.

During the course of his career, Hubbard has started games at guard and tackle.

The Titans are back on the field Friday morning at Ascension Saint Thomas Sports Park for another training camp practice.

###

TITANS' FULTON HOPES CHANGE IN TRAINING MAKES SIGNIFICANT DIFFERENCE

BY JOHN GLENNON
NASHVILLE POST

AUGUST 8, 2023

Not long after suffering a major groin injury in last season's loss to Philadelphia, Titans cornerback Kristian Fulton made a decision: It was time to make a training change.

Instead of spending the 2023 offseason in Nashville, going through workouts and voluntary OTAs with many of his teammates, Fulton would follow a more solitary path, grinding through individual workouts with a hand-picked personal trainer in Miami.

It was a move that came with some risk: Titans coaches typically want as many players as possible — especially younger players — to train with the team during the offseason. Second, Fulton was heading into a contract year in 2023, meaning every decision made would impact his future finances.

The full results of Fulton's decision won't be evident until later this season, when we see how many games that Fulton — who's missed 20 of a possible 50 regular-season games over his three-year career — is able to play in 2023, not to mention how well he performs.

But the early returns in training camp are promising for Fulton, a second-round pick in the 2020 NFL Draft and a starter when healthy.

"I think he came back [for training camp] ready to go," Titans defensive coordinator Shane Bowen said. "I think this is probably the best shape he's been in since he's been here. He looks stronger, looks more physical, looks in condition.

"He's off to a great start right now. It's a big year for him. He knows

that. We know that. So hopefully it continues."

The groin injury Fulton suffered last year, on a play that wound up being a touchdown pass to former Titans wide receiver A.J. Brown, kept him out of the team's next four games. He'd already missed two contests in 2022 with a hamstring injury. It was also a hamstring injury that sidelined him for four games in 2021, a knee injury that knocked him out of all but six games during his rookie season of 2020.

Throw in a shoulder surgery following the 2022 season and it's easy to see why Fulton figured it couldn't hurt to change his offseason approach heading into 2023. He added some muscle weight in the offseason — he's now up to 195 pounds — and said he began this year's camp feeling far better than he had heading into the 2022 camp.

"Yeah, I mean it was a lot, a big difference," Fulton, 24, said. "I came off surgery for my shoulder last year, so I wasn't really able to do anything physically on the field. I was able to do a little footwork, but I was still limited. Even when I was at OTAs, I was getting my weight back up from being sick last offseason.

"So that was the difference from last year to this year. Once you [find] the right trainer, you feel great. You come into confident and knowing your body, and the work you put in from your reps."

A healthy, confident Fulton could be a significant difference maker for the Titans.

The former LSU standout showed some signs of being a shutdown corner in 2021, when he made two interceptions, posted 11 pass break-ups and held opposing quarterbacks to a rating of 67.8 when throwing in his direction, per Pro Football Focus.

But Fulton took a step back in 2022, when he surrendered five touchdown passes and allowed

opposing quarterbacks to post a 102.4 rating when throwing in his direction.

Bowen said one of the keys to Fulton regaining his previous level is maintaining more consistency — keeping his focus, execution and competitive level high on every play.

"I can't skip days," Fulton said. "I can't take a week off. I gotta do what I gotta do day to day to make sure I'm ready. That's just my mentality, focusing on the day I'm in. Being present ... just so I can be as detailed as I can."

The Titans' offseason addition of wide receiver DeAndre Hopkins should help Fulton maintain that focus, as Fulton hasn't faced a player with such a decorated pass-catching resume in the past at practice.

"He has so much experience, and I know he's playing the game within the game — pre-snap, during the snap," Fulton said. "We have some of those conversations where [he'll tell me] what he's seeing from me, and I get to ask him what he's seeing. He's an All Pro veteran, so he knows what he's doing out there. It's good to get those looks day in and day out."

Those are just the kind of on-field challenges Fulton hopes to embrace this season, in a year so critical to his future.

###

**TITANS RB DERRICK
HENRY INSPIRED BY
COURAGEOUS CANCER
FIGHT OF TEENAGER
FROM HIS HOMETOWN**

**BY JIM WYATT
TENNESSEETITANS.COM
NOVEMBER 23, 2023**

NASHVILLE – Derrick Henry hasn't forgotten where he came from.

During Thanksgiving Week, the Titans running back has provided yet another example of his desire to lift the spirits of others with a good deed for a high school junior in his hometown of Yulee, Florida.

Henry recently ran across the story of 16-year-old Sammy Macaulay, who was diagnosed with Ewing sarcoma, a rare form of cancer last October.

Since her diagnosis, Macaulay has gone through 14 rounds of chemotherapy, and 36 rounds of radiation for a tumor that formed on her pelvic bone. A Jacksonville television station did a story on a fundraiser on the softball player, called "Strike Out for Sammy", during her cancer fight.

It prompted Henry to reach out to the 16-year-old Macaulay. He was able to get her contact information, and he first sent her a video, encouraging her.

"It was so nice to see the smile that brought to her face," said Kellie Macauley, Sammy's mom.

Henry, a prep star at Yulee High before playing at the University of Alabama, didn't stop there. He wanted to do more, and the second part comes this weekend when the Titans face the Carolina Panthers at Nissan Stadium.

Henry has invited Sammy, along with her mom, dad and sister, to Nashville for Sunday's game. He's paying for their airfare and lodging, along with their tickets. The family will get sideline passes for the game,

and they'll get a chance to meet Henry in pregame.

"For somebody who grew up in the same hometown, who left and became such a beast," Sammy Macaulay said of Henry, "for him to reach out to me when I'm going through a hard time, to try to lift up my spirits, it means a lot.

"Our whole school is Derrick Henry. Everything is Derrick Henry around here."

Henry said it will bring him joy to meet Macaulay.

"I saw her story, and I was inspired by it," Henry said. "I just wanted to shed any light on her situation in any way possible. I'm glad I was able to get in touch with her to get something worked out.

"Somebody that is going through that and living life to the fullest. Her courage, fighting, I just think it is something special. I want to let her know I am praying for her, thinking about her, and I'm looking forward to meeting her."

Kellie Macauley said her daughter's attitude has been great during the past year, through the treatments, her hair loss, and the uncertainty.

The family is thankful for all the support it has received, from fundraisers to friends helping out in the community. Sammy's most recent tests have given the family optimism – she had her last round of chemotherapy in July, and scans taken during two follow-up visits have been clean.

Maccauley is now dealing with a fracture in her back, which presumably happened when she returned to sports too quickly.

"She's had her up and down days, but her attitude has been great," Kellie said of her daughter. "She's definitely my hero, that's for sure. ... And all the amazing support she has received, including Derrick, it's been great."

With a smile, Sammy admits she's grown up a Jaguars fan, which is understandable, considering Yulee is located just 24 miles north of Jacksonville. Her parents are originally from Knoxville, and Tennessee Vols fans, so Henry has always played on the rival team in their minds.

"I'll always cheer for Derrick Henry," Sammy said.

Henry is hoping he can convince her to change her AFC South allegiances when the two meet on Sunday.

"Hopefully we put on a good show for her, and she switches to the two-tone blue," Henry said with a smile. "But hopefully she has great memories, and it will give her something she can remember me by.

"I want to be a blessing any way I can."

###

DERRICK HENRY

BIJAN ROBINSON AND DERRICK HENRY'S RACE TO THE HALL OF FAME

BY TURRON DAVENPORT
ESPN.COM
OCTOBER 28, 2023

NASHVILLE, Tenn. -- From 2019 to 2021, Derrick Henry's run with the Tennessee Titans put him firmly in the Pro Football Hall of Fame discussion.

Henry was first in rushing yards (4,504), rushing touchdowns (59) and carries of 40 or more yards (14) over that span.

This year, Henry's 425 yards in six games is below his typical pace, but he's one of the league's few remaining feature backs, like rookie Bijan Robinson, who will be on the field Sunday with Henry when the Atlanta Falcons travel to the Titans (1 p.m. ET, CBS) at Nissan Stadium. While Henry is in the back end of an illustrious career, could Robinson be the next great candidate to make a run at the Hall of Fame in Canton, Ohio, and be a perennial threat to win the rushing crown?

"What he's done on the field, that dude has been one of the top five most dominant running backs in the decade," Robinson told ESPN. "Ever since I was in middle school, high school, he's been the guy."

In Year 4, Henry led the NFL in rushing for the first time when he gained 1,540 yards in 2019. He followed that up with 2,025 yards in 2020, the fifth-best single-season rushing total ever.

Henry's contract with Tennessee expires after the season. His 8,574 yards ranks behind Eddie George's franchise-leading 10,009 and makes him the leading active rusher in the league. If Henry continues at his current pace next season, he could be the 32nd running back to reach 10,000 rushing yards and become Tennessee's all-time leading rusher - if he reaches a deal to remain with the Titans.

Eligible Running Backs Not In HOF

| | YDS | YPC | TDS | YRS |
|----------------|--------|-----|-----|-----------|
| Fred Taylor | 11,695 | 4.6 | 66 | 1998-2010 |
| Steven Jackson | 11,438 | 4.1 | 69 | 2004-2015 |
| Corey Dillon | 11,241 | 4.3 | 82 | 1997-2006 |
| Warrick Dunn | 10,967 | 4.1 | 49 | 1997-2008 |
| Ricky Watters | 10,643 | 4.1 | 78 | 1992-2001 |

Active Leading Rushers

| | YDS | YPC | TDS | DRAFTED |
|-----------------|-------|-----|-----|---------|
| Derrick Henry | 8,760 | 4.7 | 81 | 2016 |
| Ezekiel Elliott | 8,486 | 4.4 | 70 | 2016 |
| Melvin Gordon | 6,515 | 4.1 | 55 | 2015 |
| Nick Chubb | 6,511 | 5.3 | 48 | 2018 |
| Latavius Murray | 6,388 | 4.2 | 57 | 2013 |

George, who is now the coach at nearby Tennessee State, was one of 26 semifinalists in 2022 to be inducted into the Hall of Fame. He has 10,441 career rushing yards and ranks 28th all time.

The 1995 Heisman Trophy winner first met Henry when he won the Heisman in 2015 at Alabama. The two remained in contact when Henry was drafted by the Titans with the No. 45 pick in 2016. Henry credits a conversation with George in 2018 as a catalyst for his career takeoff.

George said that stretch has led to a Hall of Fame-worthy career.

"Look at his body of work," George said. "He's an ambassador of the league, led the NFL in rushing. In a passing league, he's had an impact. It's not a running back league anymore, but the Titans' offense ran through him. When you think about his era, who else can you say from his era belongs in the conversation?"

HEADING INTO THE draft, Robinson was considered a generational talent because of his ability to impact games by more than just running the ball.

"Robinson does everything," ESPN senior draft analyst Mel Kiper Jr. said before the draft. "He runs inside, he runs outside, he catches passes and scores a lot of touchdowns."

The Falcons selected Robinson with the No. 8 pick and immediately made him the focal point of the rushing attack despite Tyler Allgeier's emergence as a rookie last season. Robinson was the highest running back selection since 2018, when the New York Giants picked Saquon Barkley at No. 2.

Through the first six games, Robinson had 401 rushing yards and was averaging 5.0 yards per carry. In Week 7, he was suffering from headaches and was limited to 11 snaps and one touch -- a 3-yard run.

The Falcons have taken advantage of Robinson's versatility by getting him the ball in the passing game. Robinson has caught 26 passes, including two touchdown receptions, this season.

"God willing, I can be in the Hall of Fame one day," Robinson told ESPN. "You got to be in the right system and they got to use you the right way to be in those talks and those categories, and your team has to trust you to do a lot of different things in order to be in that caliber."

The Atlanta Falcons made Bijan Robinson the highest running back selected (No. 8) since 2018, when the New York Giants picked Saquon Barkley with the No. 2 pick. Todd Kirkland/Getty Images

Robinson has a coach in Arthur Smith, who was offensive coordinator for the Titans during Henry's run to dominance, who can help his cause.

"He's a special running back that can do it all," Henry said Tuesday. "He was a great player in college. He's as good as advertised, if not even better."

As for Henry, he has led the NFL in rushing attempts in three of the past four seasons, but he has had 20 rushing attempts just twice this season and ranks eighth overall, as the Titans are searching for ways to also get rookie Tyjae Spears touches.

"We have to continue to work Tyjae in there," coach Mike Vrabel said, "and he has to have touches because when he gets it and catches it or we hand it to him, he's been able to do some really good things with it."

DESPITE 3,095 YARDS after contact, the most among running backs since 2019 according to ESPN Stats & Information, Henry doesn't like to shine light on himself; instead, he deflects all credit for his accomplishments to the offensive line.

"They're the reason why I have success," Henry said. "Without them, we don't get the play started - - those guys up front with the tight ends, fullbacks and receivers blocking -- and I have no success."

Former Titans center Ben Jones called Henry the nucleus of the teams that won AFC South division titles in 2020 and 2021.

"Everyone knew we wanted to run the ball," Jones told ESPN. "We got him to the second level and he did the rest. He is the best back in the NFL, especially in the latter part of the season. He wants to be perfect on everything. He cares so much. When you have a running back who cares that much, you do everything possible. It makes you better as an offensive lineman."

In 2021, Henry was on pace to win a third consecutive rushing title and record his second 2,000-yard season, but he suffered a Jones fracture in his right foot that forced him to miss the last nine games of the regular season. Henry's 937 yards still ranked ninth for the season, and he bounced back by finishing second last season with 1,538 rushing yards.

Gaining 2,000 or more rushing yards in one season would seem like it's a qualifier for the Hall of Fame, and no one has done it more than once. Only eight running backs have hit that mark, but is that enough to get voted in?

Of the eight, O.J. Simpson, Eric Dickerson, Barry Sanders and

Terrell Davis have been inducted. Chris Johnson and Jamal Lewis are eligible but have yet to make it. Henry and Adrian Peterson are the other two, but they won't be eligible until they are five years removed from playing.

| | YDS | YR | GMS | TDs |
|-----------------|-------|------|-----|-----|
| Eric Dickerson | 2,105 | 1984 | 16 | 14 |
| Adrian Peterson | 2,097 | 2012 | 16 | 12 |
| Jamal Lewis | 2,066 | 2005 | 16 | 14 |
| Barry Sanders | 2,035 | 1997 | 16 | 11 |
| Derrick Henry | 2,027 | 2020 | 16 | 17 |
| Terrell Davis | 2,008 | 1998 | 16 | 21 |
| Chris Johnson | 2,006 | 2009 | 16 | 14 |
| O.J. Simpson | 2,003 | 1973 | 14 | 12 |

When asked which active running back has the best chance to make the Hall of Fame, Lewis -- who played for the Cleveland Browns and Baltimore Ravens -- acknowledged Henry. But he pointed out that Spears' increasing role this season, especially on third downs, could continue to cut into Henry's production.

San Francisco 49ers running back Christian McCaffrey, who leads the NFL in rushing with 598 yards, is another player Lewis pointed to.

"There's more opportunity for him to make plays," Lewis told ESPN. "He's not coming off for third down. He's still going to be in the game for first, second down. The Hall of Fame is all about a person that changes the game, and I think that McCaffrey is one of those game-changers in just his style and how he operates."

At 27 years old, McCaffrey hasn't shown any signs of slowing down outside of injuries. In 2019, McCaffrey joined former 49ers running back Roger Craig and Rams Hall of Famer Marshall Faulk as the only running backs to post 1,000-yard receiving seasons. But despite how dynamic he is in the passing game (3,984 receiving yards), he has only 5,324 rushing yards.

When asked about Robinson, Lewis described him as a "very elusive back" who could have opportunities

in Atlanta if the Falcons continue to feature him.

"He's going to be a force to be reckoned with," Lewis told ESPN. "One of those guys that I look at and say, 'He's a game-changer, and he'll have a bright future.'"

Vrabel praised Robinson's receiving ability and has taken notice of how the Falcons have built in concepts to showcase his talent.

"Sometimes he'll run a one-step dart route and run through the catch and keep going," Vrabel said. "That isn't easy for anybody, let alone a running back. He's really explosive and smooth, got great balance and good vision."

Tennessee Titans running back Derrick Henry is currently the NFL's active rushing leader with 8,760 yards since entering the league in 2016. Peter van den Berg/USA TODAY Sports

HENRY TURNS 30 during the final week of the season in January, but when given the opportunity he still has shown flashes of dominance.

At 6-foot-3, 247 pounds, Henry has reached 20 mph when running the ball this season, including during a 63-yard run against the Ravens on which he almost hit 21 mph.

According to ESPN Stats & Information, there are 52 players in the Hall of Fame listed as halfback, fullback, tailback or running back. Of those players, 16 have rushed for 10,000 or more yards -- which includes all four 2,000-yard rushers -- and the average career yardage for Hall of Fame running backs is 10,991 yards.

Henry is tied for 19th all-time in rushing touchdowns at 81, and the average for Hall of Fame running backs is 86. At his current pace (three touchdowns in six games), he would finish the season ranked 15th with 87.

Seattle Seahawks running back Shaun Alexander's 100 rushing touchdowns leads all running backs

who are not in the Hall of Fame and are eligible. Given Henry's pace, he could eclipse that, but he knows there's more to accomplish.

He said it's a blessing to be considered one of the best running backs of his era and flashed a big smile Tuesday when told Robinson thinks he's one the game's best.

"I want to be the greatest ever to play my position," Henry said during training camp. "One of the best to ever play the game, hopefully, a Hall of Famer."

###

SHOCKA? TRACTORCITO? HERE'S WHY TENNESSEE TITANS' DERRICK HENRY REALLY IS 'KING HENRY'

**BY NICK SUSS
NASHVILLE TENNESSEAN
OCTOBER 11, 2023**

With all due respect to Charles III, he won't be the longest tenured King in England this week. Not even close.

Tennessee Titans running back Derrick Henry's "King Henry" nickname predates Charles' coronation by more than a decade. It predates his two All-Pro honors, three Pro Bowl nods, the 2020 NFL Offensive Player of the Year award and the 2,000-yard season with the Titans, not to mention his Heisman Trophy and national championship at Alabama — even before he set the national high school record for rushing yards in 2012.

The nickname shouldn't require explanation. His surname is Henry. England had a few famous kings named Henry. Word association does its job.

But there's more to this story. Quite a bit more, actually. As Henry's Titans (2-3) get ready to face the Baltimore Ravens (3-2) at 8:30 a.m. CT Sunday at Tottenham Hotspur Stadium in London, it's time to tell the story of why Derrick Henry is the King.

Mufasa . . . Simba . . . Derrick?

Parade Magazine named Henry its high school football player of the year in 2013. At the time, he told Parade the nickname sprouted from his love of "The Lion King," the Disney animated classic released in 1994, about six months after Henry was born.

That story has never been disputed. Bobby Ramsay, Henry's coach at Yulee High School in Florida, told *The Tennessean* he remembers Henry making references to characters like Mufasa and Simba

all the time, and Henry told Parade it still made him sad every time he saw Mufasa die.

Well, a decade later, it might be time to retire that story to the night sky with Mufasa and all of the great kings of the past. The *Tennessean* recently asked Henry if this story was true.

Not only did he say no, he doesn't even remember telling it.

Still, like Simba, Henry couldn't outrun becoming king. The title was always going to find him eventually.

A brief history of Derrick Henry's nicknames

Before Henry was King Henry, he was Shocka. Henry's grandmother Gladys coined the nickname because her grandson's birth was a shock to the whole family. Zac Camp, one of Henry's close friends and high school teammates, says pretty much everyone in Nassau County, Florida, knows who Shocka is, and that's what close friends and family still call him.

The King Henry moniker started gaining traction about the time he started chasing the high school rushing record. Ramsay said he remembers the name on banners and signs in the students' section at home games. It was used in local TV news graphics. By the time national media outlets started covering Henry's chase to break Ken Hall's 59-year-old record, the name had stuck.

And somewhere in the middle of the hullabaloo, Henry embraced it.

When he first joined Twitter, now known as X, in 2010, his account name was @ShockaFlocka. Shortly thereafter, he changed it to @ShockaFlocka_2, getting his jersey number in there. But sometime between March and April 2012, in his junior year, he rebranded the account to @KingHenry_2, the online alias he still holds today.

Titans supporters know Henry today as a quiet, humble, workmanlike figure. Not exactly the kind of personality who would brand himself The King. But according to Ramsay, Henry was a talkative, outgoing kid. The first time he won a local award as a ninth grader, Ramsay remembers, Henry went up on stage to give a speech and "you couldn't shut him up."

"He used to have a lot of fun with those things," Ramsay said. "And then over time, by the time he was at the end of high school, he had been interviewed so much that he kind of changed a little bit. And then he went to Alabama where they teach you to hate the media. But when you'd see him in the locker room, he really was just one of the guys."

Henry briefly added a third nickname while at Alabama. At the 2014 Sugar Bowl, Spanish-language commentator Pablo Viruega dubbed Henry "El Tractorcito," meaning "the little tractor." That followed him for a little while, especially on his quest for the 2015 Heisman Trophy.

But when he emerged as one of the best running backs in the NFL, King Henry eclipsed El Tractorcito.

The gravity of the nickname

People don't get royal nicknames just because they share a name with a royal. No one remembers Titans legend Eddie George as "King George." Hall of Famer Earl Campbell was nicknamed The Tyler Rose, not "The Duke of Earl."

There's a small collection of kings who've survived the nickname in American sports: LeBron James, Richard Petty and Felix Hernandez come to mind. You have to be larger than life for people to call you The King and for them to mean it.

However prematurely the nickname was deployed, Henry has backed it up. No one has more rushing yards or touchdowns than Henry since he got to the NFL, and he's also the NFL's leader in playoff carries and rushing yards in that span.

There's no reason for him not to be called The King. With every one of the 3,905 carries he has since the start of high school, Henry has justified his throne.

###

**TITANS RB DERRICK
HENRY COUNTING HIS
BLESSINGS AT THE
START OF HIS EIGHTH
NFL SEASON**

**BY JIM WYATT
TENNESSEETITANS.COM
SEPTEMBER 7, 2023**

NASHVILLE – Titans running back Derrick Henry is fired up about the start of a new season.

Again.

"I love football – I have been playing since I was five years old," Henry said. "Any time you are getting ready for a game, it's always exciting.

"It's game week – football is back. I'm looking forward to it."

Henry, heading into his eighth NFL season, ranked 2nd in NFL with 1,936 scrimmage yards and 1,538 rush yards in 2022. He also ranked tied-2nd with 13 rushing touchdowns, becoming 5th player all-time with 10-plus rushing touchdowns in five straight seasons.

Henry had 125-plus scrimmage yards in each of final four games of season.

On Sunday, he'll be facing the Saints for the first time in his career.

"The big thing is about watching film on (the Saints), seeing the things they like to do," said Henry, who leads active players with 8,335 rush yards and 78 rushing touchdowns. "But it is Week One – they are going to run stuff we haven't seen, and that's how it goes in the league. But they are a great defense – they have great experience over there, they're disruptive, they have guys that fly around and get to the ball."

Henry, who is headed into the final year of his contract, was asked if this could be his "last hurrah" with the Titans.

Henry playfully laughed at the topic, before turning more serious.

"I am just taking it one day at a time, and not getting too caught up in it," Henry said. "I'm thankful that I am able to make it to Year 8, and be playing for this organization as long as I have. I'm just trying to be the best player I can be each and every week, and come out here and be a great leader for this team, and try and help everybody get better in any way possible.

"I am just taking it one game at a time. Fortunately, I am living my dream playing in the NFL. I am not trying to get too caught up in that – I'm just being thankful for what I have right now."

###

**DERRICK HENRY'S
'TRAVELING ROAD SHOW'
AND THE GREATEST HIGH
SCHOOL FOOTBALL SEASON
EVER**

BY CHAD GRAFF

THE ATHLETIC

JUNE 15, 2023

Bobby Ramsey was 28 when he was hired as the high school football coach in Yulee, Fla., a town of 36,000 people that sits 25 miles north of Jacksonville and 15 miles south of the Georgia state line. Yulee High wanted a young, energetic guy. They knew how tough the job would be.

The Hornets were upstarts, a new school with just one year as a varsity team in a state that churns out some of the nation's top players. They were ill-prepared. The facilities were tiny. The players were, too.

"I'll never forget meeting the team at the time and walking into the room and looking at the kids like, 'Where are the real players?'" Ramsey said. "After a couple weeks, I was like, 'I want to call my old school and see if they still have my old teaching job. I don't know if I want to do this.'

"There was not an area of the program that didn't need work. It was just ... a lot."

In spring 2008, as Ramsey scrambled to field enough players, build a playbook and instill a culture in his team, he was visited by Pat Dunlap, one of the town's middle school football coaches. Dunlap was an institution in Yulee, had been there for decades. He saw an overwhelmed Ramsey and told him to relax.

"You know, Coach, in a year we'll get Derrick Henry up here and we'll be fine," Ramsey recalled Dunlap telling him in his deep, gruff voice.

"Sure, there's some seventh-grader who you think is pretty good,"

Ramsey thought. "Look at this team right now. We're going to go 0-10 next year."

A few days later, Ramsey was leading one of his first spring practices at the high school, which borders the middle school field. "We looked horrible," Ramsey recalled. "We were soft. I'm just really down." As he walked off the field, he looked over at the middle school football practice. Players were lined up at the 25-yard line, standing shoulder to shoulder. The kids mostly looked the same: 5-foot-5, 5-foot-7, 5-foot-6, all in a row.

"Then it was, boom, 6-foot-2," Ramsey said. "I was like, Ohhhh, that's Derrick. Yeah, let's get through Year 1, then we've got a shot."

"He was about the same size in middle school as he is now," said assistant Charles Richards.

Prior to winning a Heisman Trophy and a national championship, two NFL rushing titles and the league's Offensive Player of the Year award in 2020, the legend of Derrick Henry began even before he played his first high school game. But it was what he did as a Yulee High School Hornet that still has locals sharing stories.

The high school coaches knew all about Henry well before their first preseason together — the 14-year-old Henry was so dominant the county instituted a new policy: "When it got to a 28-point lead, they had to take him out," Ramsey said — but it's still a big jump from middle school to high school, from towering over opponents to facing five-star linebacker recruits.

At Henry's first practice with varsity, he ran an iso — "and we didn't block a soul on this play," Ramsey said. Henry was crushed at the line of scrimmage. "I always remember it looked like Optimus Prime falling down."

Coaches looked at each other nervously. Henry never got hit like that in middle school. How would

he react? Would he yell at the offensive line? Storm off and transfer to a school with a more established football program?

"He went back to the huddle, and I took a deep breath," Ramsey said. "And then we ran the same play again, and this time he busted right through the middle for a 75-yard touchdown. ... So it took two plays until we were like, 'Yep, he's gonna start.'"

As a freshman, Henry ran for 2,465 yards (224.1 per game) and 26 touchdowns. The next year, coaches started using him sporadically on defense as a pass rusher. He was only allowed to do it if the game was close late, but if they needed a sack, Henry went in as a blitzing outside linebacker.

In Henry's sophomore season, Yulee had a chance to clinch its first-ever playoff berth in a late-October game against University Christian. But the Hornets played their worst first half of the season and trailed 21-3 at the break. "Coach Ramsey came into halftime and chewed us out," said Zac Camp, a wide receiver and defensive back.

The coach changed the plan. Henry was to barely leave the field. He carried the ball 33 times. He played defense. And for the first time, he played special teams, too.

In the 38-34 come-from-behind win that sent the Hornets into the playoffs, Henry ran for 288 yards and three touchdowns, sacked the opposing quarterback and blocked a punt. "I'm not sure that he ever practiced it," assistant Scott Jones said of Henry's punt block. "Before that or since."

"The second half of that game was the closest you'd see to a basketball player taking a game over," Ramsey said.

It didn't matter that teams knew Henry was the star. They still couldn't stop him.

Henry's defensive prowess had college scouts fascinated. Many

thought Henry projected better on that side of the ball, or maybe at tight end. “They said at the college level he was going to be an easy target as a running back since he’s so big,” said Larry Blustein, a recruiting expert in Florida for the last five decades.

Ramsey met with Henry after his sophomore year to discuss his recruitment. Henry was adamant that he was a running back. He told Ramsey he didn’t want to talk to any colleges that were considering moving him to a different position.

“Some schools would giggle when I would say he wanted to play running back,” Ramsey said. They would tell Ramsey that players who look like Henry needed to rush the passer. “And I get all that,” Ramsey said. “But there are always outliers. I would always compare it to Magic Johnson. Magic was 6-foot-9 and played point guard.”

After that season, Ramsey put assistant Bryan Libby in charge of putting together the team’s schedule for the next season, but when Libby called coaches to set up games, their only question was about Henry.

“They were like, ‘Yeah, man, that’s great, when’s your running back graduate?’ I was like, ‘In two years,’” Libby said. “They said, ‘Great, call us back once he leaves.’”

“You try to schedule games with Derrick Henry on your team,” Ramsey said. “It was like we were selling cancer.”

Yulee had to schedule games against far superior teams, and Henry’s junior season was a gauntlet. Gainesville, a powerhouse with several Division I recruits on its roster, beat Yulee in the season opener. But afterward, the discussion was about how Henry ran for 181 yards and two touchdowns against arguably the best defense in the state with an undermanned offensive line and few rushing lanes. “Coming off the field, everyone was like, ‘This dude is for real,’” Ramsey said. “It was weird because we lost this game by 15, but

everyone was just caught up in him.”

Over the team’s final 10 games, Henry averaged 231 rushing yards and three touchdowns per game. “At that point, it became a traveling road show,” Libby said. “The circus was coming to town.”

In some ways, Henry made play calling difficult. You can’t give him the ball every play. Or can you?

“It was kind of a joke being the offensive coordinator,” Jones said. “Like, ‘Gee, what play am I going to call now? Oh, give it to Derrick.’”

In Henry’s junior year, Jones learned the hard way what happens when you didn’t give him the ball. On a second-and-long, he called for a play-action pass, hoping to take a shot down the field. Instead, it ended with a sack. Yulee now faced third-and-39.

“Ramsey is chewing me out after that. He’s yelling at me like, ‘Don’t overcoach it!’” Jones said. “And I was like, ‘Damn it, Ramsey. Fine, here you go. Blast left, Derrick. Go ahead, see if you can get us 39.’”

“And sure enough, he gets us 40 yards.”

Henry ran for 2,610 rushing yards and 34 touchdowns his junior year, prompting what felt like daily offseason visits from college coaches. No school, Yulee coaches said, recruited Henry harder than Tennessee. One day in the spring before Henry’s senior season, Vols running backs coach Jay Graham came to visit Henry at 9 a.m. — even though Henry wouldn’t get out of classes until 3. So he sat in the coaches’ office for six hours waiting.

Graham told Ramsey about working with Jim Harbaugh at the University of San Diego in 2007, using the power offense that Harbaugh loved and running the same play out of dozens of formations. They started watching film of Harbaugh’s games at Stanford. Before Andrew Luck arrived, the Cardinal had a good

offensive line, a great running back and a struggling quarterback. They used a lot of power running and wildcat formations.

“And I was like, this is us!” Ramsey said. “This was what we have.”

Ramsey had his assistants study Harbaugh’s offense. They loved that Harbaugh ran the same plays and didn’t care if the opponent knew what was coming. Make them stop it. “We were like, hey let’s adopt that philosophy,” said Libby, who had become the offensive coordinator that season. The change in offensive scheme set the stage for arguably the greatest individual high school football season of all time.

In the fourth game of that 2012 season, Henry broke the national single-game rushing record, piling up 510 yards and six touchdowns. He carried the ball 45 times that night, one of six games that season where he touched it at least 40 times.

“I remember the first time he had more than 40. I was like, oh man, I’m gonna get arrested for child endangerment or something,” Ramsey said. “I always tell people who get so caught up in his carries, well, when we were in the middle of it, we were just trying to win games. And that’s how we were going to win. And he didn’t really get fatigued. And he never got hurt.”

Yulee coaches heard some opponents knock their system for leaning on Henry so much.

“A lot of people were like, ‘The offense is dependent on Derrick,’” Libby said. “Well, duh. We’ve got a kid in the backfield that you’re never going to see again.”

The Henry experience peaked after that record-breaking game. ESPN came to town the following week to broadcast a matchup against Glades Day — with Fred Taylor’s son, Kelvin at running back — in what had been billed as a showdown between the best backs in the nation. Scouts were split on who was the better prospect. The younger Taylor

had already broken Emmitt Smith's Florida rushing record, and ESPN ranked Taylor higher than Henry.

Henry announced his commitment to Alabama the day of the game. The stadium was full two hours before kickoff. Fred Taylor stood in a roped-off section behind one of the end zones with some players from the Jacksonville Jaguars. Kelvin had 34 carries, while Henry had 35. Kelvin finished with 222 yards and a touchdown.

Henry finished with 362 yards and six touchdowns.

"That was a good situation for him because it pitted him up against another guy," said Camp, his teammate. "They always talk about how Michael Jordan played better whenever someone talked trash to him. Derrick did that, too."

After that game, Henry set his sights on chasing down Taylor's state rushing record, even with Taylor still playing. Kelvin had played varsity since eighth grade, so Henry figured he needed about 2,000 yards in the final six games to break the record. He totaled 455 yards and five touchdowns against West Nassau, then 404 yards and six touchdowns (on 21 carries) two weeks later.

"People thought we were running the score up, but when you have the ball on your own 13-yard line and he breaks into the open field on a run play, what do you expect him to do?" Ramsey asked.

Henry had at least three touchdowns in all but one game his senior season, including six games with five touchdowns. He ran for 200 yards or more in 12 of 13 games. Before the regular-season finale, with Henry averaging 33 carries a game, Ramsey told him to get some rest. Henry initially pushed back, but Ramsey said it wasn't an option. Henry would only watch at practice that Monday.

"So he's out there in street clothes," Ramsey said. "We split up into offense-defense. I ran the defense,

so I'm down on the other end of the field. About 45 minutes later, I look over and he's in shells taking reps.

"I run over and I'm like, 'What are you doing?' And he's like, 'Man, I got bored.'"

Yulee entered the first-round playoff matchup against the Taylor County Bulldogs with Henry roughly 180 yards from the all-time national rushing record. Ryan Smith, then the head coach at Taylor County, called a friend who had already coached against Yulee for a scouting report. Smith was determined that one player wasn't going to beat him — "and (my friend) was like, 'Yeah, this one man is,'" Smith said.

Yulee knew Taylor County was going to sell out to stop the run, so Libby walked his young quarterback through a play-action pass in that week's game plan. During the game, the Bulldogs' defense showed the perfect look for the play, but the Hornets' quarterback held onto the ball too long and threw an interception. Taylor County scored on the next play.

"(Ramsey) wasn't happy about the play call," Libby said. "We went back and forth on that deal. And I said, 'Fine, we're not going to throw it the rest of the night, I promise you that.'"

"We get the ball back after that, put Derrick in the wildcat, and said, 'This is you now. Go. You better be ready to carry the load.' He said, 'OK.'"

There was no limit to Henry's workload. He broke the all-time national high school rushing record in the first half. Ramsey even put him back as the team's kick and punt returner. When Smith saw that, he sprinted down the field to get his kicker's attention.

"Don't even think about kicking it to him," Smith told him. "And he looked at me like, 'Yeah, no sh—, Coach.'"

Yulee threw two passes that night. Both were interceptions. Henry carried the ball 57 times, finishing with 485 yards and six touchdowns in the 41-26 victory. "And the crazy thing about that was we didn't have the ball for most of the fourth quarter," Libby said. "He could've gotten 600 yards that night."

"He was the greatest high school player I've ever seen," Smith said. "My D-coordinator was all upset. And I was like, 'What are you mad about? There wasn't anything you could do about that.' We knew when he walked out to warm up pregame."

"We watched it the whole next day over and over and over on 'SportsCenter,'" Smith said. "And I wasn't even mad about it. He was pretty unbelievable."

Smith later coached at Alabama when Henry was there, and the two joked about that game and how Henry never seemed to tire. After Henry won the Heisman in 2015, Smith said he realized why. "The day after he won the Heisman," Smith said, "he was back in the weight room doing squats."

In the next round of the playoffs, the Yulee coaches knew they were going to be outmanned. Their opponent, Gadsden County, was bigger, faster and stronger, one of the few teams capable of slowing Henry. So Yulee installed a running back pass. Henry faked a sweep to the outside, then pulled up and threw it 30 yards for a touchdown. Henry's total of 189 rushing yards was his lowest in a full calendar year and he still did enough to help Yulee notch the upset, 16-13.

"The newspaper had a headline the next day that Derrick was slowed down," Libby said. "And he still almost had 200 yards."

Yulee's dream run ended the next week, but not before Henry added another 317 rushing yards and four touchdowns. He finished his career with 12,124 yards and 153 touchdowns. He never had a game with fewer than 100 yards. In his

senior season alone, Henry ran for 4,261 yards — averaging 9.2 yards per carry — and 55 touchdowns in 13 games.

“You’ll never see a season like that again,” Libby said. “I mean, who does that?”

###

DERRICK HENRY HELPS SEND VETERAN TO SUPER BOWL LVII

**BY DAVID BOCLAIR
TENNESSEETITANS.COM
JANUARY 26, 2023**

Derrick Henry is sending a military veteran to the Super Bowl.

The Tennessee Titans running back is one of several NFL players who teamed up with USAA and the Veterans of Foreign Wars to honor those who have served across the globe.

John Lambert, a native and resident of Fairview, Tenn., and his wife Patricia will be in Glendale, Ariz. On Feb. 12. The two are long-time Titans fans, and Lambert's military career was recognized by Henry via Twitter on Thursday.

"Men and women who bravely serve our country at sea like Navy veteran and Titans fan John Lambert allow Americans like me to keep my feet on solid ground," Henry said in a release. "Working with USAA and the VFW to send John Lambert to the Super Bowl is just a small way say thank you for his service and I look forward to meeting him in Phoenix."

Lambert spent six years in active duty (2006-08) with the United States Navy and three more in the Naval Reserves (2006-08). During that time, he earned three Navy Achievement Medals, a National Defense Medal, a Global War on Terrorism Expeditionary Medal, a Global War on Terrorism Service Medal, two Sea Service Deployment Ribbons, and an Expert Pistol Medal. He was twice deployed to the Persian Gulf, where he was involved in counterterrorism, piracy and drug operations, as an Aegis Fire Controlman aboard the USS Philippine Sea.

He currently works as a technical sales manager.

Super Bowl LVII will take place at State Farm Stadium, home of the Arizona Cardinals. Participating teams will be determined Sunday when the Philadelphia Eagles host the San Francisco 49ers, and the Kansas City Chiefs host the Cincinnati Bengals in the conference championship games.

###

TITANS' DERRICK HENRY TIES RECORD WITH 6TH 200-YARD RUSHING GAME

TURRON DAVENPORT

ESPN

OCTOBER 31, 2022

HOUSTON -- Tennessee Titans running back Derrick Henry continued his dominance against the Houston Texans in a 17-10 win Sunday and in doing so tied a record held by O.J. Simpson and Adrian Peterson.

Henry carried the ball 32 times for 219 yards and two touchdowns. He has now rushed for 200 or more yards in six games, tying him with Simpson and Peterson for the most career 200-yard rushing performances.

It was also Henry's fourth consecutive 200-yard rushing game against the Texans, setting a record for the most such games against a single team in NFL history.

Henry's second score of the day gave him 75 touchdowns for his career, breaking a tie with Eddie George for the most TDs scored in Titans/Oilers franchise history. Henry reached that mark in 93 games, with George doing so in 128.

Henry was the one toting the football, but he was sure to point to the offensive line as the reason for his success.

Most Games With 200 Rushing
Yards & 2 Rushing TDs

- 6 Derrick Henry
- 4 Derrick Henry only
against the Texans
- 3 Jim Brown
- 3 Barry Sanders
- 3 LaDainian Tomlinson

-- ESPN Stats & Information

"I give all the credit to them," Henry said. "They were the ones that made it happen. Without them, I wouldn't have half the success that I've had."

Henry has now posted four consecutive 100-yard rushing performances for Tennessee this season. The Titans have leaned heavily on Henry during their five-game win streak, with Henry leading the league in carries (132) and rushing yards (654) while tying for the most rushing touchdowns (6) over that span.

###

FUELED BY HIGH SCHOOL HATERS, TITANS' DERRICK HENRY BACK AMONG RUSHING LEADERS

BY TURRON DAVENPORT
ESPN
NOVEMBER 16, 2022

NASHVILLE, Tenn. -- A quick search can yield viral footage of Tennessee Titans running back Derrick Henry from his Yulee High School days, running through defenders like the Incredible Hulk plowing through bad guys.

Despite rushing for more yards (12,124) than any other high school football player to that point, Henry remembers something most people would want to forget.

"I still get motivated from stuff back in high school," Henry said. "They said I wouldn't make it this far at this position. Usually, guys who are big and play running back in high school turn into edge rushers or get put on defense."

But not the 6-foot-3, 247 pound Henry.

That's what makes 28-year-old so great. He's always looking for something to give him that extra motivation.

It's also a big reason he has made a tremendous comeback from a Jones fracture in his right foot that caused him to miss the final nine regular-season games last year.

Henry was leading the NFL with 937 rushing yards when he suffered the injury in a Week 8 road win over the Indianapolis Colts. He made it back for the divisional playoff loss to the Cincinnati Bengals -- when he rushed for 62 yards on 20 carries.

Entering the season, there were doubts that Henry could return to his league-leading form. And Henry, who won the rushing title in 2019 (1,540 yards) and 2020 (2,027

yards), normally doesn't bother with outside noise.

But this time it was different, as Henry reported to training camp with a chip on his shoulder.

"Someone could motivate me and wouldn't even know it," Henry said at the start of camp. "The doubters, whatever they want to be, I am definitely motivated. I'm ready to go. So we going to see."

Henry and the Titans (6-3) will get their next test on the road against the Green Bay Packers (4-6) on Thursday (8:15 p.m. ET, Prime Video) at Lambeau Field.

Tennessee Titans running back Derrick Henry is second in the league in rushing and has nine touchdowns so far this season. (Photo by Cooper Neill/Getty Images)

If Henry can have the rushing success others have against the Packers' defense, whose 140.6 yards allowed per game on the ground ranks 27th, it could help the AFC South-leading Titans win their seventh out of the past eight games.

"You just don't find guys that are that big and that fast, and if he gets going, it's going to be a long day," said Packers coach Matt LaFleur, who worked with Henry as the Titans offensive coordinator in 2018 before taking over in Green Bay in 2019. "Derrick is one of a kind. He is a guy that can wear you down, and a lot of times, he gets stronger as the game goes on."

Given the results Henry has generated this season, he should have old-school hip-hop artist Kool Moe Dee's "How Ya Like Me Now" playing whenever he takes the field.

Despite a slow start, where Henry rushed for 107 yards in the Titans' 0-2 start to open the season, Henry's 923 total rushing yards are second to New York Giants running back Saquon Barkley's 931 heading into Week 11, and his nine rushing touchdowns are tied for

second with Jamaal Williams behind Nick Chubb's 11.

Henry turned back the clock in Week 8 when he rushed for 219 yards against the Houston Texans. It was the fourth consecutive game in which he rushed for 200 or more yards against Houston, setting an NFL record for most 200-yard rushing games by one player against a single team.

The Houston game was a classic heavy-workload performance by Henry. Veteran quarterback Ryan Tannehill injured his ankle the week before, so rookie backup Malik Willis was thrust into the starting role. Willis attempted 10 passes while Henry carried the ball a season-high 32 times.

Henry already has 202 carries and is on pace for his third 300-plus carry season in the last four years.

"His physical stature probably helps," Titans coach Mike Vrabel said. "He works extremely hard. He trains hard and prepares. Mentally he is ready for it as well. He wants it. [Running backs coach] Tony [Dews] does a good job of trying to manage him and where he is at. He is an important part of what we do. He knows that going in. He gets himself ready to go."

Granted, Henry got caught from behind by Texans cornerback Steven Nelson on a 41-yard run, and Kansas City Chiefs defensive backs L'Jarius Sneed and Trent McDuffie tracked him down on a 56-yard run two weeks ago.

"In Houston I got caught because he tapped my foot and that broke my stride," Henry explained. "In Kansas City, I had to re-catch my balance. Me getting caught, don't worry about that. I'm fine."

It should be noted that Henry reached 20.6 mph, according to NFL Next Gen Stats, on the 56-yard run and 20.1 mph on the 41-yarder.

Last week saw a different formula in a 17-10 win over the Denver

Broncos, as Tannehill had a season high in passing attempts (36), while Henry's eight carries in the first half marked the second time he had eight or fewer carries in a half this season.

"The first-down production wasn't [there like it had been] in the previous weeks -- which caused us to be in more throwing situations," offensive coordinator Todd Downing said. "Not converting some of those early third downs took away from getting into a rhythm in those drives.

"The more carries you give him in a drive, the stronger he gets. So that's why it's more important to pick up those third downs to get him more opportunities within those drives."

Although Henry was fueled by the doubters in the offseason, he is not concerned with personal statistics. His 53 yards rushing against the Broncos were the fewest he's gained in a win in the last four seasons.

"Me playing at a high level and having efficiency affecting the game the way I play -- [whether] I have the ball or I don't have the ball -- [it's about] being the best teammate I can be," Henry said last week. "It's about us being just tied together, having the will and wanting to dominate in each game."

That team mindset is one of the things that Vrabel loves about Henry.

"The difference between this league and our team is we got Derrick Henry," Vrabel said in his postgame locker speech after beating the Texans.

Every team isn't lucky enough to have a team player in Year 7 still motivating himself in a Marvel superhero-like fashion with hate from high school.

###

HOW MANY 5-YEAR-OLDS WOULD IT TAKE TO TACKLE THE TITANS' DERRICK HENRY?

BY PAUL KUHARSKY
PAULKUHARSKY.COM
JULY 31, 2023

NASHVILLE, Tenn. – The premise began with a recent mailbag question and sent me on an early training camp quest.



There are many variables at play here, of course.

Is Henry at full speed? Is he angry or is he worried about hurting 5-year-olds? How eager are the 5-year-olds?

But as I asked around, I left these constraints to the people answering the question.

How many Mike Vrabel?

"A shit ton," he said.

"I don't even know if they could. How many kids would die in the process? Do I need to give you a number, like a legitimate number?"

I said it would be good if he did.

"What's the area? Is it confined space?"

Maybe standing, starting to move, you create the parameters.

"Ok, so let's say he's got a 10-yard wide space. It would probably take 35. You want to try it? Test it out."

He said we could as long as I was one of the 5-year-olds.

The trouble is, I weigh about 185 and according to CDC growth charts, 5-year-olds should weigh between 34 and 52 pounds.

(Also I'm unavailable.)

I called on another high-ranking Titans official, Ran Carthon, but he pointed me to his wife, Heaven Carthon who was visiting training camp with her kids, one of whom happened to be 5-year-old Reese. Heaven Carthon has first-hand, daily insight into what sort of damage a 5-year-old can do.

She looked at Ran, who's listed as 6 feet tall and 208 pounds on the Pro Football Reference page connected to his 2005-06 seasons as a running back with the Colts, and then converted him up to Henry's 6-3, 247 in her head.

"He can fling 10 5-year-olds," she said of Henry. "If 32 worked together, they could probably take him down.

Rhea Carthon, 15, said that it would take 55 Reeses.

Roman, Reese's older brother said he could coach up Reese on the proper technique.

"Go for his legs!" he said.

Azeez Al-Shaair, the inside linebacker the Titans imported from the 49ers, set aside the specific age requirement but said he'd bet on his 14 little rug-rat nieces and nephews to get the job done.

"They do it to me, so they'll get him down," he said.

Arden Key went even lower than that.

"I mean if two of them get the ankles, then he's going down," he said, laughing. "He can't move without his legs."

I really liked guard Jordan Roos' thinking as he considered the equation.

"I think the problem is, Derrick's going to make an example of the first one and just deter all the rest of them," Roos said. "I think he makes a real example of the first one and

it's just over after that. There is not a number.

Said Elijah Molden: "I saw some number in the thousands, I saw 75. Realistically, I'll probably say 60. Wait, hold on. Yeah, I'm going to stick with 60. I think they build a wall and then go after his legs."

I found an online, clickbait quiz titled "How many five year olds can you fight?"

It's not tackling Derrick Henry, but it's not too far off.

I answered for Henry, saying he had long arms, was gigantic, had the balance of a slackliner, had won 100 percent of his fights and is highly skilled in self-defense.

Asked if he'd stay calm and let them attack him first or be aggressive and terminate them one by one, I said it'd be a mix of both.

Given a choice between fighting clean or doing anything in his power to win, I said he'd fight a little bit dirty.

And the quiz said 44 5-year-olds would beat him in a fight.

Tackling him is less than beating him in a fight and I think Heaven Carthon is in the suitable range. I go a bit higher than she did and say 36.

"I don't know if there is enough," Daniel Brunskill said. "I mean they might get lucky, he trips over one. But it'd take a lot. I'd say at least a few hundred."

###

**TENNESSEE TITANS'
DEANDRE HOPKINS HAS
POST-NFL PLAN, AND IT'S
ALL ABOUT COUNTRY
MUSIC**

**BY NICK SUSS
NASHVILLE TENNESSEAN
OCTOBER 5, 2023**

DeAndre Hopkins' plan in life means going from 'Put me in, Coach' to Coachella, from being pressed to CMA Fest.

Hopkins, the Tennessee Titans' star receiver, re-enrolled this semester at Clemson, taking online classes to pursue a degree in parks, recreation and tourism management. He wants to organize country music festivals once his playing days are done — a fitting desire for a South Carolina boy who calls Nashville home.

More importantly, he says, he wants to get his degree to fulfill a promise to his parents.

"My father died when I was 6 months," he said. "When I went to school, it was kind of something that I promised my mom. My mom and obviously my father, I kind of vowed that I would make both of them proud and graduate."

Juggling a college course load with an NFL schedule isn't easy. But neither is Hopkins' profession of choice after he's done with football.

DeAndre Hopkins the country music fan

Music festivals are integral to why Hopkins signed with the Titans in the first place. Titans general manager Ran Carthon took Hopkins and his girlfriend to CMA Fest in June when the veteran receiver was a free agent the team was wooing. As part of the visit, the Titans had country superstar Tim McGraw reach out and send Hopkins a personalized message.

"Believe it or not, he's a big Tim McGraw fan," Carthon said. "I'm thankful to Tim and his team because they reached out and let him

know that we wanted him here in this city."

Hopkins told *The Tennessean* he grew up listening to stars like McGraw and Kenny Chesney. He's a lifelong fan who took a class on country music history during his first stint at Clemson from 2010 to 2012. His passions have converged since coming to Nashville; just last week, he posted a TikTok video featuring a cameo from country star Kane Brown.

Hearing from McGraw during CMA Fest was a big deal for Hopkins. They mostly talked business, Hopkins says, which isn't much of a surprise given what McGraw's responsibilities were that weekend.

So you want to organize music festivals?

Tiffany Kerns is the senior vice president of industry relations and philanthropy for the Country Music Association. One of her responsibilities is overseeing CMA Fest, which she says she has to work on and think about year-round.

It's not just booking talent and locations. It's communicating with managers and publicists. It's concocting weather contingency plans and making deals with vendors and ensuring large crowds can stay safe in crowded spaces. It's understanding the difference between how to court an emerging artist with three people in her camp and how to approach a legacy act with 30 or 40 employees on the bankroll. It's about being intimately familiar with every corner and crevasse of the music industry and structuring a four-day event so that the only people who feel any burden or stress are those planning everything.

Her best example actually relates back to McGraw. At about the same time McGraw was palling around with Hopkins, he also was preparing to sing "Humble and Kind" with a chorus of schoolchildren on the final day of the festival. During rehearsals, one of the children passed out from low blood sugar.

Staff had to find a way to cool him down in the sweltering Nashville summer, get some food in his system and make sure he was able to perform without scaring the other kids.

The boy rebounded and sang that night. McGraw went off-book and started talking about the CMA Foundation "as if he were a staff member," Kerns said, as he went beyond what anyone behind the scenes could have imagined to help raise awareness for the organization's charitable causes.

"I got to see both the, 'Oh man, we couldn't have expected that' and the, 'Man, it couldn't have been planned better,'" Kerns said. "It all happened in the same day in the same performance."

Student life and festival life

Prior to the Titans' Week 3 game against the Cleveland Browns, a clip of Hopkins walking around the Titans' practice facility while attending a Zoom class went viral on social media. His classmates were just as gobsmacked to see him as the general public.

According to Mack, the class is a junior-level parks, recreation and tourism management course. Between undergraduate and graduate students, Clemson has about 600 people pursuing PRM degrees. Mack says a lot of class time is spent on perfecting résumés and giving students tools to be able to succeed in their chosen field. It's not exactly a group project kind of class, so Hopkins shouldn't have to worry about skipping practice to help his classmates design PowerPoint slides.

"It was kind of crazy," said R.J. Mack, one of Hopkins' classmates. "I'm just used to having all the football players in my class. That's nothing out of the normal. But seeing him in my class, it was like, 'Oh, snap.' He's doing the same thing I'm doing but he's already made it in life."

When asked about the rigors of going back to college in the middle of an NFL season, Hopkins pointed out it's not like he's going to law school. His professor understands his schedule and Hopkins says his grasp of the playbook is strong enough now that he isn't splitting his study time between football and school.

Festival season mainly lives in the summer. Kerns says the best way to crack into the music festival industry is to observe and learn as much as one can about what's going on behind the scenes, so he'll have opportunities to do that once the season is done.

Kerns is quick to warn, however, that the job isn't for everyone.

"The first thing that I say to anyone is let's make sure that there's due diligence in finding out what programs that are out there that pour into you as you go on this journey," she said. "Don't try to figure this out on your own."

Hopkins probably doesn't need to worry about that part. He's already hanging out with Brown and talking shop with McGraw. Nashville is his playground and he's taking advantage of it to get closer to pursuing another passion of his.

But he's not losing sight of his promises, either.

"I don't think I do it for the support or the validation of anyone but myself and my father and my mom," he said.

###

**TITANS WR DEANDRE
HOPKINS VOWS TO KEEP
COLLEGE GRADUATION
PROMISE TO HIS MOM**

**BY JIM WYATT
TENNESSEETITANS.COM
SEPTEMBER 22, 2023**

NASHVILLE – Receiver DeAndre Hopkins is committed to winning, and doing his part to help the Titans win in any way possible.

But the 11-year pro also made a commitment to his mother years ago, and he plans to follow through on that promise as well.

Hopkins is attending online, and virtual, classes at Clemson University after he recently re-enrolled in school as a student.

"It's important because I come from a family where not a lot of people graduated," Hopkins said on Friday. "My father died when I was six months (old), and when I went to school that is something I promised my mom. ... I vowed that I'd make both of them proud, and graduate, and that's something I promised my mom that I would do, knowing that my father would want me to graduate college."

Hopkins left Clemson after the 2012 season to enter the NFL, and he was a first-round pick of the Houston Texans in the 2013 NFL Draft.

Recently, Hopkins decided to pick up where he left off.

Hopkins is working toward a degree in parks, recreation and tourism management.

"I always was interested in managing facilities," Hopkins said. "Before I came to Nashville, I always wanted to put on music festivals and country music festivals, growing up on country music. That was my interest, going into that degree."

Hopkins said his teacher is very understanding of his NFL schedule, so that helps.

A five-time Pro Bowler, Hopkins also has a pretty understanding NFL coach in Mike Vrabel.

Titans coaches and trainers are working with Hopkins as he does his best to recover from the ankle injury he suffered in the season opener at New Orleans.

Hopkins didn't practice on Friday after being limited in Thursday's practice. Hopkins was a full participant in Wednesday's practice.

Hopkins didn't practice at all last week, but he ended up playing against the Chargers.

The Titans face the Browns in Cleveland on Sunday.

"I feel good," Hopkins said. "I feel good about everything going into this week. ... Me being, as you guys say, an old veteran player, I am just taking some time to kind of get healthy all the way. I wouldn't say it's the same as last week. I would just say Vrabel, (I'm) just trusting in Vrabel's plan."

Hopkins said the plan is for him to make the trip to Cleveland.

His status for Sunday is to be determined. Hopkins is officially listed as QUESTIONABLE for Sunday's game.

In two games this season, Hopkins has 11 catches for 105 yards.

"I've played a lot of ball, and missed very few games," Hopkins said. "I'm just trusting the plan, and just be ready to go out when my number is called."

###

DEANDRE HOPKINS WILL LET HIS HANDS DO THE TALKING

BY CLAY SKIPPER
GQ.COM
SEPTEMBER 7, 2023

It's just past 8:00 AM on a Sunday in August when DeAndre Hopkins glides into a meeting room at the Tennessee Titans' practice facility. He's cheerful, if a bit tired: the star wide receiver and his new teammates were in Minnesota last night for a preseason game, and didn't get back to Nashville until 2:30 AM. Coffee is summoned, along with cinnamon and honey. The honey comes in one of those adorable bear-shaped bottles, and all but disappears into the 10-inch vacuums that are Hopkins's hands. Once caffeinated, he ties his dreadlocks back behind his head, and begins to talk about the last several months. "This is probably one of the more exciting offseasons I've had," he says.

It has certainly been eventful, and for good reason: Entering his 11th season, Hopkins finds himself at perhaps the most critical point in his career. In May, the Arizona Cardinals, his former team, released him. He hit the NFL job market with one of the league's most dazzling LinkedIn pages: first among all active receivers in yards and receptions, and third in touchdowns. And there are those hands, hovering up anything that gets even remotely close. Over the last three seasons, he has dropped just three of the 315 balls fired his way.

And yet, finding his next team was a protracted process. Hopkins is 31 now, entering his second decade in a league where the average career lasts about three years. On top of that, he's spent a good chunk of the last two seasons on the sideline, for injuries and for a suspension after failing a test for performance enhancing drugs. That left some teams a bit lukewarm on the idea of signing a free agent that, just a couple years ago, was one of the hottest receivers in the NFL. "There

were some teams that I had on my list that I gave them calls and they didn't give a call back," he says.

Don't get him wrong, he's happy to be in Tennessee—he just landed with a bit of extra motivation. "I'm very grateful for where I am, I think I made the best decision," he says. "But when you're a player and some people feel like they're great without you, and then you see what they have on paper, or you see what they do, you mark those games down, as a competitor. I can't wait to play 'em and, honestly, try my best to crush they ass."

I ask if he'd like to be a bit more specific which teams he's talking about. He takes a long pause and a sip of his honeyed coffee, before repeating the question—as if he doesn't have the list memorized, or perhaps weighing whether or not he wants to stir things up.

"Detroit Lions, they didn't want me," he says, finally. "Dallas Cowboys didn't want me. Giants didn't want me. Shit. Who else ain't want me? San Fran ain't want me."

He relays this with a chuckle that carries more equanimity than bitterness. His words come low and slow in a slightly Southern lilt from his days growing up in the South Carolina country. Maybe it's because he's dressed down—white T-shirt, bright Titan-blue shorts, black socks, and navy blue slides—and a bit underslept, but Hopkins exudes calm. It's been hard-earned. His father died in a car accident when Hopkins was a baby. About ten years later, his mom was attacked by a woman who threw acid on her, an assault that put her in a coma and ultimately left her blind. That's always provided him a measure of perspective. Now he's rounding it out with experience. He has the benefit of having already played with something to prove after years spent already proving it. In 2020, he was traded by the Houston Texans, the team that drafted him in 2013. He was one of the best receivers in the NFL, and still seemed to be on his way up. The Texans sent him to the Cardinals

anyway, in exchange for a running back most considered to be on his way down. "It didn't hurt me, as much as it hurt them," Hopkins says, when I ask if that stung. (He's not wrong: the Texans have failed to win more than four games in any of the three seasons since they've traded Hopkins away.)

So today, he comes off as a guy not easily bothered, even in the midst of what was an uncertain—or, as he says, exciting—offseason. "I've never really been a person who got up or down too much about what's going on around me, like with football, because I know once I get on the field, my play is going to speak for itself," he says.

Be that as it may, sitting here, before the season, he has some things he'd like to say anyway: about what went wrong in Arizona, why he decided to join the Titans, and a message for the teams that he can't seem to reach by phone.

"I don't look at age, but it's some of the reason some teams might've passed up on me. Their #1 DB would have a hard time against me on the island," he says. What teams might've seen as age, Hopkins sees as experience, a backlog of routes run and balls caught that has him feeling pretty good about what he still has left in the tank: "It ain't too many people out there that can say honestly that they can lock me down, guard me for a full four quarters."

DeAndre Hopkins's hands have always stood out. As a kid, when people would shake his hand, they would comment on how big it was. In fifth or sixth grade, his aunt had to explain to him that he needed to be a bit gentler with the passes he was throwing to his rec basketball teammates—he had such a strong grip on the ball that his teammates couldn't catch the frozen ropes he was whipping their way. Eventually, of course, he turned to catching instead of throwing. Rob Moore, his new wide receivers coach at the Titans, said the first thing he noticed about him was how those hands "attack the football," giving

Hopkins a much larger range of reception than is available to most other people. “You see why he’s a security blanket for a lot of quarterbacks,” says Moore. “Because he has that knack for getting his hands on the football and completing the catch. Some guys can get to it but can’t finish it.”

That Hopkins does finish it is not just because of the whirlpools on the end of his arms. It’s knowing how to properly deploy them, combining deft timing, elite body control, and fearless competitiveness. “We always felt like the tighter the coverage, the more open he was,” says Mike Vrabel, who, in addition to being Hopkins’s new coach at the Tennessee Titans, was defensive coordinator for the Houston Texans in 2017 and 2018, and so faced Hopkins in practice. “That didn’t bother him. Guys on body, just hanging on him or close to him, is something that he would almost rather have. He would rather feel and know where they were, it felt like.” Ryan Tannehill, the Titans quarterback, says the first pass he threw to his new teammate was a go-ball down the sideline in tight coverage. “I put the ball kind of high so he can go up and get it, and sure enough, he goes up and makes the play,” he says. “He’s a guy who can always create a little bit of space.”

One of the other major attributes that helped separate Hopkins from more mortal receivers was his durability: he played in 132 of his first 134 career games. But in 2021, his second year in Arizona, that changed. First, an aggravated hamstring forced him to sit out three games in the middle of the season. In his second game back, he tore his MCL and missed the rest of the year. They were the first significant injuries of Hopkins’s career. Then, ahead of last season, the league announced that Hopkins failed a test for performance enhancing drugs, which resulted in him being suspended for the first six games of 2022. (Hopkins maintains that he has no idea how ostarine, the substance he says he tested positive for, got into his system. “I didn’t take the shit,” he tells me.)

When he returned in the middle of last year, he played the remainder of the year and averaged nearly 80 yards per game, making him, once again, one of the top 10 receivers, production-wise. But all the time missed had done damage to Hopkins’s reputation. Was his body breaking down? In 2021’s annual NFL Top 100 preseason poll, a ranking of the top 100 players as voted on by fellow players, Hopkins was number eight, and the second receiver on the list. Ahead of this season, he had fallen to number ninety.

Hopkins has heard this talk, particularly with regard to his torn MCL. He points out that the tear happened not because his knee gave out, but because two guys landed on his leg. A “freakish accident,” he calls it. “Of course you hear all the rumors, like, Oh, he’s getting old, and stuff like that, but those injuries happen to people who are 20 or 21.” Of course, it’s easier to bounce back when you’re 21 than when you’re 31. Which is why Hopkins has grown newly obsessed with taking care of his body. In fact, he goes as far as calling his injuries a blessing. “I don’t look at anything as a mistake,” he says. “Obviously, God is telling me I need to do something different. That’s just how I look at stuff, on a spiritual level.” In this case, what God was telling him was that he needed to supplement what was partially God-given—his hands, his durability—with a better fitness and nutrition plan. For instance, he says it wasn’t until Arizona that he got a chef, who started helping him rethink a pregame meal routine that, back when he was with the Texans, was not always as stellar as his play.

“Being in Houston, there’s so much food and it’s so accessible,” he says. “If you don’t really have a strong will, or a chef, how would you know not to go to Mastro’s and get you whatever steak you wanted?” He remembers one game day morning in particular when, feeling like shit after taking down a Texas-sized serving of red meat the night before, he went to stadium early to try and

sweat it out in the steam room. All that did was give him cramps when the game started. “I didn’t understand you can’t just drink water when you get out of the steam, you gotta drink salt and potassium,” he says. Though he laughs at the memory, his point is a powerful one: Hopkins has always been elite because of his in-game ability to control his body in tight spaces, but he’s learning more and more about how to take care of it before he even puts on his pads.

So he applied the same logic to his training. After his MCL surgery, he looked for the best trainer he could find, and got connected to Nicholas Hill at Exos, a strength and speed coach who has worked closely with other NFL stars like Odell Beckham, Jr., and Saquon Barkley. Up until then, Hopkins says he relied mostly on his natural athleticism. “I’m from the country, so I go run some hills and lift some weights, and I’m good, you know?” he says. Hill introduced him to track-based work, incorporating exercises that taught Hopkins new things about acceleration, mechanics, and body positions and angles. Think about that for a second: Hopkins racked up more than 11,000 receiving yards before he knew how to train for speed. “He’s building strength that he didn’t have before,” says Hill. “He’s getting better at 31 years old, which is a scary thought.”

Hopkins agrees. “This is probably the best shape I’ve been in physically since I’ve been playing, since I came into the NFL from college,” he says, before acknowledging that most older players tend to say that. “But I feel like my training and my body has—not changed, but adjusted to my training routine and my eating habits. I feel healthier after practice.” On top of that, he has the type of veteran savvy that only comes through experience. Last year, he performed well in a rather disappointing situation in Arizona, playing for a team that cycled through four quarterbacks, and finished the season on a serious losing skid. “I still thrived in the

offense with a lot going on outside the game of football,” he says. “That’s not just being smart or good. That’s being mentally strong as well.”

A testament to this mental strength: Hopkins’s NFL-topping 11,298 career receiving yards have come while playing for thirteen different starting quarterbacks. The fact that he has thrived in an 11-year game of quarterback musical chairs speaks to Hopkins’s mindset, a balance of acceptance and positivity, and an ability to find opportunity no matter the external circumstance. It’s something Hill saw early on during his work with Hopkins, when the PED suspension came down. “He was like, I want to use this time, I don’t want to waste it,” he remembers. “He was very positive about it: It is what it is, there’s nothing we can do about it, let’s take advantage of this additional time.” It’s that type of ease that anchored Hopkins during a chaotic offseason, and that has him feeling confident in learning yet another offensive system. “I didn’t mind not knowing where I would land up,” he says. “To me, I was like, that’s longer I can be in the gym. That’s longer I can go work and craft. I don’t mind at all, cause I know the work I put in the offseason, it’ll show anywhere I go.”

When Hopkins was released by the Cardinals, he immediately became one of the more intriguing stories of the NFL offseason. Because he had been stuck on those mostly underperforming teams with that carousel of mediocre quarterbacks, people couldn’t help but wonder: Would we see an all-time receiver land at a place where he might run down a Super Bowl ring before his career is over?

Hopkins believes that the 2021 Cardinals team he was on, during the season he got injured, had a shot, referring to that year as “our Super Bowl year in Arizona.” They were 7-1 when the hamstring first sidelined him. They lost five of their next nine games, and then lost in the first round of the playoffs. Then came the 4-13 finish last year and

Hopkins’s release from the team. I ask him what went wrong. He takes a long pause, considering. “I feel like we stopped having faith in each other, as a team,” he says. “I feel like if the trust isn’t there, it’s hard to win games.”

Hopkins says that as soon as he saw the Titans practice, he recognized a different kind of work ethic, one he hadn’t seen on past teams. “I wouldn’t say it’s because of Arizona, the reason I came here, to have that 360 switch, but I would say it was definitely part of my decision to be somewhere that did have a winning culture, or a fighting culture.”

One of the big reasons for that type of culture is head coach Mike Vrabel, who spent eight of his 14 NFL seasons playing linebacker at the New England Patriots for the ultimate culture-builder Bill Belichick (the two won three Super Bowls together).

“What I love about Vrabel is that he keeps it real with you,” Hopkins says. “He doesn’t care who you are.”

Case in point: After Vrabel left his defensive coordinator position at the Texans to take the Titans head coaching job after the 2018 season, he saw a clip of Hopkins dropping a pass against the Colts. Hopkins received a postgame text from his former coach. Why didn’t you catch that? That ain’t you, Hopkins remembers it saying. Or take a more recent example. “From the second day I got here, he called me out in a team meeting about a play that I fucked up on,” says Hopkins. “I was like, damn, it’s only been one day. I’m over here thinking I’m good, I made a couple plays. We get in the team meeting, and he called me out.” Hopkins can’t remember that happening since the very beginning of his career. “I was like, okay, this is a different standard of football, and I like this,” he says. “This is how you win.”

Except, last year, the Titans struggled to win, losing their last seven games to finish 7-10. If his motivation was only about winning,

it might’ve made more sense for Hopkins to sign with the Kansas City Chiefs or the Buffalo Bills, two of the other three teams (along with the New England Patriots) that he says did call him. The Chiefs won the Super Bowl last year, the Bills are a serious threat to make it there this year, and both teams have generationally good quarterbacks.

But those teams wouldn’t pay Hopkins what he thought he was worth. “You have to know your value and have some level of respect for who you are as a human being,” he says. “Is the possibility of you going somewhere who is a Super Bowl-caliber team, on paper, is that worth you being paid minimum? It doesn’t add up.”

So he signed a two-year, \$26 million deal with a team that he feels is, like him, being overlooked. He points to the fact that the Titans, reduced to using their third-string quarterback, were still one game away from making the playoffs last year. Plus, every other year during Vrabel’s five-year tenure has been a winning one, and includes two division titles and one AFC championship appearance. “I feel like the Titans have a chance to win the Super Bowl, and they’ve shown that, over the past couple years,” he says. “There’s not many teams that can say that they just ran over the Titans.” Though, as Hopkins has learned, NFL fans tend to have a short memory, particularly when recent struggles cloud past success. “A lot of people have written them off, like they’ve written me off,” he says.

If Hopkins has played long enough to know his worth, he’s also played long enough to know not to tie all of it up in football. “You cannot just try to be a football player,” says Hopkins. “You can’t let that consume who you are, because you’ll get lost.”

Look no further than the ink on his body to spot the symbols for some of the other things he cares about deeply: a peace symbol on the back of his left hand; a Buddha on the inside of his right forearm; the

hieroglyphic symbols for “family” on the side of his head; a portrait of his mom and dad on the inside of his biceps. His family and his spirituality have managed to give him a measure of peace: “I do understand that life is like a cycle, and you choose your happiness,” he says. “Even as a kid, I always took a positive aspect to certain negative things.”

He points to his father’s death and his mom’s assault.

“Was I mad before? As a kid? Yeah, I used to be very angry, because I used to be very confused about not having a father,” he says. He used to struggle with the fact that other kids would have their mom and dad at their games, and Hopkins might only have an aunt. “As I got older, I just realized my mom is working two jobs, trying to take care of four kids. What happened to my dad, it’s like, shit, I can’t do nothing about it. I can only try to, as I got older, be the man in the household that he’d want me to be.”

This is the mentality that allows Hopkins to see his injuries as a blessing, his suspension as an opportunity, and, this offseason, to let go of any grudges. “My mom forgave the woman who threw acid on her and left her blind. Me seeing that and having someone like that in my life, it’s hard for me to sit there and be mad about a football team trading me, or someone not wanting me for my abilities. It’s like, do I care? Yeah. But, shit is that like the end-all, be-all? No, life goes on.”

The next big chapter of that life officially starts this weekend, in New Orleans, when Hopkins will first take the field as a Titan and answer the questions that have been following him the last couple of years. The league will be paying close attention, especially, perhaps, those teams that weren’t sure if he still has the juice. I ask Hopkins what the teams that passed on him should know. What did the Titans get that they all missed out on?

“Man, shit, you ask the people around this building, since I been

here, what they got?” he says. “That’s a wolf. Not a dog. Wolves eat dogs. You feel me? They got a wolf.”

###

**DEANDRE HOPKINS IS
HAPPY TO MAKE THE
SPECTACULAR FEEL
NORMAL FOR TENNESSEE
TITANS FOOTBALL**

BY NICK SUSS

NASHVILLE TENNESSEAN

JULY 29, 2023

Just because it's new for the Tennessee Titans doesn't mean it's new for DeAndre Hopkins.

Hopkins generated headlines and fanfare with a highlight catch over cornerback Kristian Fulton at Titans training camp Friday, picking a contested ball out of the air and muscling his way to the ground through Fulton. To Titans fans, it's the kind of play that energizes an offense that desperately needed a top-tier pass catching threat.

To Hopkins, it's a weekday.

"I've been doing that since I've been at Clemson, so obviously now you guys get to see it," Hopkins said Saturday. "It's what I've been doing since I've been playing football. Obviously Ryan (Tannehill) trusts me to just put the ball up in the air and for me to come down with it. Hopefully we can keep doing that to build that rapport."

Hopkins said he hasn't had a problem feeling like himself through three days of practice, even after a bizarre offseason that saw him released by the Arizona Cardinals in May and unsigned into July. He didn't officially sign with the Titans until two days before training camp opened, but that didn't stop him from staying in shape and honing his skills; Titans coach Mike Vrabel said he has been pleased with Hopkins' conditioning.

Heading into his 11th year as a pro, Hopkins is once again adjusting to life with a new quarterback. He said he and Tannehill still have things to work on but they have been able to "put a lot together" in their quest to build chemistry. That manifested

early, with Tannehill completing passes to Hopkins in team periods on both of the first two practice days.

Hopkins has been impressed with second-year receiver Treylon Burks, complimenting him for his willingness to seek out and even demand extra practice reps to work specific routes. And he said he thinks backup quarterbacks Malik Willis and Will Levis are getting better and putting the work in to be NFL passers.

But mostly, Hopkins is just sliding into his new role. He's wearing No. 10, just as he did in Houston and Arizona. Not that there was any conflict about that. He said he didn't have to petition or give any huge payout to get the number, which he says he has always worn in honor of an unlikely idol of his.

"(Lionel) Messi was one of my favorite athletes," Hopkins said. "Just being a soccer fan, I always felt like if I had a chance, I wanted to put some respect to Messi."

###

**HOPKINS SAYS HENRY
PLAYED BIG FACTOR IN
CHOOSING TITANS**

**BY JOHN GLENNON
NASHVILLE POST**

JULY 25, 2023

The value of an NFL running back may be falling these days.

But Titans wide receiver DeAndre Hopkins said the team's prized back, Derrick Henry, proved quite a draw in Hopkins' decision to sign with Tennessee.

Hopkins envisions his role in the passing game, combined with the threat of Henry on the ground, as playing complementary roles in helping to improve a Titans offense that finished 30th in average yards per game and 28th in average points per game last season.

"Derrick played a big factor in me coming here," said Hopkins, who signed a two-year, \$26 million deal with the team. "I always wanted to be part of an offense that had a great run game. I know that helps my job, and I know it's going to help his job having someone like me out there, I think. We'll see."

Arizona had a top-10 run offense in each of Hopkins' first two seasons there, but the Cardinals tailed off in 2022, finishing 22nd at just 110.2 yards per contest.

The Titans, of course, have been one of the NFL's most run-heavy teams under Titans coach Mike Vrabel, who has made extensive use of Henry. The three-time Pro Bowl back has totaled 4,657 yards and 56 touchdowns over the past four seasons.

Henry's topped 1,000 yards in four of his last five seasons, falling just 63 yards short of the mark in 2021 when he played only eight games.

Hopkins has played on the same team as three runners, all in

Houston, who've topped 1,000 yards in the past — Carlos Hyde (1,070 yards in 2019), Lamar Miller (1,073 yards in 2016) and Arian Foster (1,246 in 2014).

He spoke of Henry in a different light.

"I've played with Arian Foster," Hopkins said. "I've played with some great running backs, but Derrick Henry is definitely by far one of the best running backs that I will be able to have a chance to play with. I think that won't just help us, but the team as well. So Derrick Henry being here played a very big part in me coming here."

The value of an NFL running back is a hot topic these days.

One of the league's top backs, Dalvin Cook, was cut by Minnesota during the offseason. Another, Cincinnati's Joe Mixon, took a pay cut. Three other high-quality backs — the New York Giants' Saquon Barkley, Dallas' Tony Pollard and Las Vegas' Josh Jacobs — were stymied in their efforts to get long-term deals.

Hopkins doesn't agree with the trend, which could affect Henry, who is going into the final year of his contract.

"Without a great running back, or without a good running back, the pass game is very hard to establish," Hopkins said. "I've played a lot of football. You've got to establish the run first. I think those guys are very important to the game of football."

"Obviously I see what's going on, not a fan of it. But you know, that's not my decision. Only thing I can do is go out there and do my job. But having a good running back on the team, it definitely helps win games, for sure."

###

“That’s one of the guys that I’m excited to work with and to see and know how he plays.”

As he prepares for his fourth NFL season, Adoreé Jackson remains connected to track and field. He said he is disappointed that he won’t get to see some of his former teammates compete at the Olympics this summer (in March, the 2020 Games were postponed a year due to the COVID-19 pandemic).

But he knows he has at least one new teammate with whom he can commiserate, and about whom he already has drawn conclusions.

“I know it’s not easy to run track,” Adoreé Jackson said. “So, for him to do that and play football, I understand what type of player and where he is.”

###

AMANI HOOKER

TITANS SAFETY AMANI HOOKER THANKFUL FOR CONTRACT EXTENSION WITH THE TEAM

**BY JIM WYATT
TENNESSEETITANS.COM
SEPTEMBER 9, 2022**

NASHVILLE – The Titans on Friday agreed to terms on a multi-year contract extension with safety Amani Hooker.

After practice on Friday, Hooker said he's thankful for several reasons.

"It means a lot," Hooker said. "It shows how much the Titans believe in me and trust me, and I have that same trust and confidence in them. I am just going to do my job to make sure I can help this team win and help them win a Super Bowl."

Hooker said he called his parents when the deal became official.

Growing up, Hooker recalled cutting grass, walking dogs, and working a construction job to make money. Hooker said he knew after two days the construction job wasn't for him.

The NFL has worked out well for Hooker and his family.

"My parents, they were with me when I was in little league and they knew my dream when I was in kindergarten," Hooker said. "For them to see where I am at today, I know they are very proud of me, and I wouldn't be here without them."

"Growing up, the dream was for me to get to the NFL, and it was also my dream to stay in the NFL and be able to provide for my family. Being able to do that is a blessing from God."

Hooker, heading into his fourth season, has played in 44 games, with 15 starts, for the Titans since being picked in the fourth round of the 2019 NFL Draft.

Over the years, Hooker has developed into a key player on the team's defense.

In 2021, Hooker started 12 games and finished the year with 62 tackles, and an interception. Hooker also added an interception on the team's playoff contest against the Bengals.

Hooker had a team-high four interceptions in 2020.

In three seasons, Hooker has recorded 119 tackles, five interceptions, 12 passes defended and a forced fumble.

With five career interceptions, Hooker is tied with Juan Thornhill for the third-most among safeties from the 2019 draft class, behind only Darnell Savage Jr. (eight) and Taylor Rapp (seven). From 2020 to 2021, only 11 NFL safeties had more interceptions than Hooker.

Hooker, whose contract was set to expire after the 2022 season before the extension, said the thought of playing alongside veteran safety Kevin Byard long-term is key.

"It is definitely a blessing," Hooker said of Byard. "Watching KB and how he is around the building, I wanted to mimic that because I've seen the success that he had off the field, and on the field as well."

"We have been together for four years, and we're about to be together for another four right now. So we're going to be able to be on the same page and be able to make plays and we'll be the best we can be."

The Titans kick off the 2022 season against the New York Giants on Sunday at Nissan Stadium.

###

BYARD SAYS HOOKER HAS FOLLOWED PROPER PATH TO LEADERSHIP

**BY MICHAEL HOGAN
SI.COM
JUNE 3, 2021**

Amani Hooker figures to make a bigger impact in more than one way this season.

First, the Tennessee Titans safety figures to be a full-time starter for the first time in his career after the team released veteran Kenny Vaccaro as part of a secondary overhaul in March.

He also hopes to be more of a leader for the defensive unit.

And nobody knows how to properly establish leadership than the man he will be playing beside in the defensive backfield this season, Kevin Byard, who has been a team captain in each of the past two seasons.

In order to become a good leader, Byard said, one must first be a good follower. And Hooker has done that well over his first two NFL seasons.

“I think Amani has been a great follower since he’s been here,” Byard said. “Watching me and (Vaccaro), or just watching any of the veteran guys and learning from them, learning how to be a pro.”

A third-round pick out of Middle Tennessee State in 2016, that’s exactly how Byard became one of the Titans’ most prominent voices in the locker room, for both on and off-field matters.

The Pro Bowler and All-Pro observed and learned from the likes of defensive back Jason McCourty and linebacker Brian Orapko.

Not only would Byard listen to what veterans had to say on a daily basis, but he paid close attention to the smallest of details. In the NFL, of course, doing the “little things” matters most.

“One thing that I did when I first got into the league was I looked at the parking lot,” Byard said. “When I got there in the morning, I was looking at cars ... what car is here early in the morning? Okay, this guy here. I was asking Jason, ‘Hey, what time are you getting here in the morning? Why are you coming here so early?’ They were getting rehab or doing the little things.”

A fourth-round pick out of Iowa in 2019, Hooker’s ascension to a more significant role on the defense started last season. His snaps with the defense increased, and when Vaccaro missed three games due to a lingering concussion, Hooker was called upon to start.

He finished tied for the team lead in interceptions with four and second in passes defended eight while also making 51 total tackles. All of those marks are career-highs.

Entering the 2021 season, Hooker is in a position to evolve as a leader for many reasons. Many younger players will fill the secondary after numerous moves in free agency and the NFL Draft.

But most importantly, he’s taken after many veterans over his first two seasons, including Byard.

“He’s into that role where he’s out there playing, he’s out there being more vocal, making calls and checks. That’s the start of it,” Byard said. “Going out there being sure of yourself, knowing what you need to do. When you assure yourself and know what you need to do, you can coach another guy up. I think he’s been doing pretty great at that.

“I think we’re going to be pretty good running mates this year.”

###

**TIM KELLY IS TITANS’
HOPE FOR A BETTER 2023,
BUT IT’S KATIE KELLY
WHO IS ‘TOUGH AS HELL’**

**BY JOE REXRODE
THE ATHLETIC
SEPTEMBER 7, 2023**

NASHVILLE, Tenn. — Tim Kelly’s office at Tennessee Titans headquarters is one big dry-erase board, a multi-wall collection of scribbled plays in various colors of marker, as expected as telescopes in the office of an astronomer.

Most of those doodles will come and go, but one will remain untouched. It’s to the far left, by the window that looks onto the practice fields at St. Thomas Sports Park. “One In Take A Win” is the name of this play, and the squiggly lines indicate an inside run. The key to success, though, is rooted in something any offensive coordinator will tell you: This is a numbers game.

Aspiring OC Norah Kelly, age 8, made a salient point to her father as she was putting it on the board. If you can smuggle one extra player onto the field than your opponent has, how can you be stopped? When Norah watches the sport, as she does voraciously, and a team gets a penalty for too many men on the field ...

“She says, ‘They’re trying my play but they aren’t sneaky enough,’” said Kelly, whose family includes wife Katie and 6-year-old daughter Quinn.

Quinn is the art enthusiast, an intricate Titans helmet among her contributions to Dad’s dry-erase board. The Kelly girls are all over this workspace. And a big part of why it’s in Nashville.

The Titans are counting on the 37-year-old Kelly to revive what was one of the worst offenses in the NFL in 2022. If he does, this could be a surprise team in 2023. He might have taken the controls much earlier, but the Houston Texans

blocked Mike Vrabel’s attempt to interview Kelly for the OC job in January of 2021 after Arthur Smith left Tennessee to become head coach of the Atlanta Falcons.

Read: Jalen Hurts, Bijan Robinson and creamsicles highlight our NFL staff poll

The Texans wanted to keep Kelly even though they were between head coaches. They fired the next head coach, David Culley, Kelly and the rest of the staff after the 4-13 season of 2021. Kelly soon had job offers, including one to be the Titans’ pass game coordinator under OC Todd Downing. And this is where family dictated a football decision.

“Two other teams were on the table and I was like, ‘No, I want to go be with Vrabel,’” Katie said. “This was very intentional, to be around people you trust and care about year-round. This is a bottom-line business, but at the end of the day, it’s about who you’re battling with. And these people, they know our story. They know my issues.”

The Vrabels were right there with the Kellys in 2017 in Houston.

“The year I almost died,” Katie said.

‘This offense gives you the answers’

Shane McGregor had seen Bill O’Brien once, on TV, engaged in a screaming match with Tom Brady. That was a few weeks before Penn State announced O’Brien as its head football coach in January of 2012, replacing Joe Paterno, who was fired amid the Jerry Sandusky child sex abuse scandal. McGregor and his Penn State teammates who remained with the program were about to transition from months of unrest to an immersive football education.

The Patriots offense, even the scaled-down version O’Brien was installing, was a revelation.

“I mean, that spring we learned an offense by watching Tom Brady and the Pats,” said McGregor, a senior

walk-on and third-string quarterback for those Nittany Lions. “Football had been a game I played, but that made it more like an art or science to study. It was almost, like, liberating. It was fascinating, especially for a quarterback. Realizing how you can use your mind to control a game.”

O’Brien liked to tell his players that he was “addicted to football” — that while they were home playing video games or out with their friends or girlfriends, he was home thinking about what to dial up on a third-and-8.

“That happened for me,” said McGregor, to the point that he was hired as head football coach of his high school alma mater, Central Cambria High in Ebensburg, Pa., at age 27.

It happened for Charles London, who had worked with O’Brien at Duke, coached running backs for him at Penn State and with the Houston Texans, and is now Titans pass game coordinator/quarterbacks coach.

“This offense gives you the answers,” London said.

It happened for Kelly, too. His arrival in State College in 2012 as a 25-year-old grad assistant for the defensive line transformed his career.

“A football addict? Yeah,” Kelly said. “That would be accurate. It’s a gift and a curse.”

He grew up in Chicago Heights, Ill., about 30 miles south of Chicago. Younger brother Dennis, an 11-year NFL offensive tackle — including a stint with the Titans from 2016 to 2020 — recalled Tim’s initiative (cold-calling a travel baseball coach to get a tryout at age 10) and extreme competitiveness (turning off video games and running upstairs if he was losing).

Mike and Geri Kelly had four kids, one girl and three boys, with Tim and Dennis in the middle. This was

a football family with big gatherings on Sundays for Bears games. Mike painted the field — he once tried the Vols checkerboard look in the end zones — and worked the chains for the boys' little league games. All excelled in high school.

Tim Kelly did not have NFL talent, but he was a four-year starter at defensive tackle, two-time academic all-district honoree and senior captain for the Eastern Illinois Panthers. He volunteered as a coach during the spring of his senior year, loved it and went from there to a GA post at Illinois Wesleyan. Then he got a paying gig, in 2010 as defensive coordinator at Division II Minnesota State Moorhead.

It did not go well.

“We were awful,” Kelly said, but that’s where he met Katie Anderson.

A nursing student at the University of North Dakota, Katie had played volleyball at Minnesota State Moorhead. Her brother was the football team’s strength coach and her mother was an assistant athletic director. Katie had also worked as a nanny for one of the coaches and wondered how his wife tolerated the hours of a football coach.

She would soon know that life. She dated Kelly long distance after the staff was let go — he still likes to joke that his mother-in-law fired him — and he moved on to be a GA at Ball State. Ball State’s offensive line coach was John Strollo. He had worked with O’Brien years earlier at Duke, was hired by O’Brien to be Penn State’s tight ends coach after the 2011 season, and recommended Kelly to O’Brien as a GA candidate.

ADVERTISEMENT

Ball State offensive coordinator Joey Lynch, now Vanderbilt’s offensive coordinator, did an all-night cram session with Kelly on offensive line and tight end techniques before his interview at Penn State, because Kelly thought he was going to be on the offensive side of the ball. When he found out

he’d be a GA for defensive line coach Larry Johnson, he sighed in relief.

But after two seasons of those crazy GA hours and a small stipend in return — living with Katie, who was supporting the couple with her nursing job — Kelly got his break, on the other side of the ball. He had become fascinated with an offense that was dictated by the skills of the players running it and gave those players more control on the field than any other he had seen.

O’Brien was leaving for the Houston Texans. He was putting together a staff that would include Vrabel as linebackers coach. He wanted Kelly to come along as an offensive quality control coach. O’Brien told Kelly that, the way he saw the game, he had a future on offense. This meant a salary of six figures. And crazier hours.

“I walked in and there was a playbook and it was about this big,” Kelly said, holding his hands apart to suggest a publication right around a foot thick. “And it was like, ‘Good luck.’ It sucked. It was the hardest thing I’ve ever done. But it kind of Mr. Miyagi’d you. You’re sitting there and have to go back and see what that run concept is, see what that run is, that protection. By the end of the season, you’re like, ‘Oh, I know this entire offense.’”

He and Katie also were married in 2014, though the new gig did not leave him much time to help with that.

As Kelly sat in his office Friday afternoon, reflecting on those times, Vrabel walked in and said: “Let’s wrap it up.”

He was talking about the workday for Titans coaches, and in Vrabel’s terms, Kelly is the head coach of the offense. Kelly sent texts to the offensive coaches telling them to head home to their families.

Football coaching is an enemy of work/life balance — McGregor resigned after last season, he said, because he still wants to travel and

have time for other things in his life — but Vrabel tries to find some. His offensive coordinator’s family helps illustrate why.

A turn for the worse

The inherent absence of balance in this world explains why so many people were downplaying the way Katie was feeling in 2017. Of course, she was exhausted. She had baby Quinn and 2-year-old Norah at home.

Quinn had been born prematurely and had underdeveloped lungs, so she was in intensive care for a week after birth. O’Brien sent Kelly — who had moved up to Texans tight ends coach by then — away from work and to the hospital until she was able to come home. Mike and Jen Vrabel watched Norah. That meant a lot to the family.

Quinn got stronger quickly. Katie kept feeling worse. This was a college athlete, a runner — London recalled running a half-marathon with Katie and Tim in Beaumont, Texas, and Katie “kicking our butts” — who had no energy.

But that can be the life of a coach’s spouse with young kids. Even the bloody stools could be explained away by post-partum hemorrhoids.

“Everyone had an answer of why this was normal,” she said. “So I just kept going. You tell yourself, ‘This is just what we do, keep going, keep going.’”

The exhaustion, headaches and weight loss were concerning. The bloody stools got thicker while the family was in Fargo, N.D., visiting her parents. Tim insisted they go to an urgent care facility. She was told she had “something major going on,” and colon cancer was feared initially.

Weeks later, in August back in Houston, she finally got a diagnosis of severe ulcerative colitis, a bowel disease that causes inflammation and ulcers in the digestive tract. There was no telling if it was newly developed or had just been dormant

in Katie. There's no cure, but it can be managed with treatment.

That got started in tandem with the 2017 football season. Katie would need to remove gluten and alcohol from her diet. She would need a regular concoction of medicine. There was comfort in a diagnosis and plan as the grind of fall got going.

But Katie wasn't feeling better. She was so visibly miserable one day that two of her friends insisted on taking her to an urgent care in Houston. She resisted at first, then relented. Moments after arriving, she was being rushed by ambulance to the hospital. Tim raced from the Texans facility to join her.

"They couldn't break her fever," he said.

"I had no blood pressure," Katie said. "I was given epinephrine in the ambulance to keep me alive."

She had experienced a "cytokine storm," doctors would tell her later, the result of her immune system responding too aggressively to her condition. Weeks in the hospital and a stool transplant would follow. One medication gave her drug-induced Lupus and had to be discontinued. The trial and error perpetuated the exhaustion.

"She's tough as hell," Kelly said of his wife.

"It was all very scary," Geri Kelly said. "But Katie, she dealt with it like a champ."

Infusions of Entyvio, an antibody medication, started to restore Katie's health. That's a permanent solution, every six weeks, with a couple of days of fatigue after each infusion as the primary drawback. The Kellys got through the crisis OK, with help from their football family. Then came another.

In August of 2018, Mike Kelly went in for a knee replacement and was given a clean bill of health otherwise. In October, he wasn't feeling well and went in. A scan

showed cancer spreading aggressively in his bones, liver and lungs. He had weeks to live. He was 68.

Those were the years of the boys opposing each other as AFC South rivals. Mike and Gerry just rooted for each team's offense when the Texans and Titans played. Tim had his usual postgame FaceTime call with his dad after a Dec. 9 loss to the Colts, knowing his father wasn't doing well.

He got a call around 11 p.m. that an ambulance had taken Mike to the hospital. He got a call around 3 a.m. that he had passed away. He walked into the Texans facility at 5 a.m., as usual on a Monday.

"If you're here this afternoon," O'Brien said to Kelly, "I'm going to fire you."

Vrabel dispatched Dennis to Chicago as well, and the brothers and their families were on hand for Mike's wake and funeral. Then it was back to Houston and Nashville to prepare for the Jets and Giants, respectively. Both teams played in New Jersey that weekend. Both won.

"Right back to work for both of them," Geri said. "That's exactly what Mike would have wanted."

A few weeks later, O'Brien promoted Kelly to offensive coordinator, making him one of the youngest in the league at 33. O'Brien told reporters of the move: "Timmy's had a lot of input into what we do. He's had a big part of the process and he's ready for the challenge."

Family time

Grandpa Mike's spaghetti is the favorite dish in the Kelly household these days, and it has undergone changes since Mike Kelly used to make it for his kids — amid jokes about an Irish family going with spaghetti as a staple. Tim weaved in mushrooms to the recipe at some point, despite complaints from his

father about "adding a fungus." And it is, of course, gluten-free now.

"Take some yellow onions and dice them, chop the mushrooms, add butter, olive oil, tomato paste, tomato puree," Kelly said. "Salt, pepper, fresh green peppers. Simmer that. Then the meatballs. Then the Italian sausage. And then we're rolling."

It's a tribute to a man Norah has some very early memories of, and it's far from the only play in Kelly's playbook. Cooking is something he loves and has embraced as a family duty, especially because he likes to find new things that Katie can eat and actually likes. He won't be making any of Norah's softball games this fall. But it's about being "totally present" when he is home, a common refrain among coaches.

"I know coaches work," he said, "but ... what about how much she works? When does she get to turn it off?"

Starting Sunday at New Orleans, Kelly will try to fry up some offense for a team that finished 28th in scoring and 30th in total offense last season, firing Downing when it was over. That led to the promotion of Kelly, with Vrabel calling him "the perfect fit" and saying of an offense that was fourth in scoring and second in total offense in 2020 under Smith: "I don't think everything is broken."

It's different now, though. This is the Erhardt-Perkins offense, named after Ron Erhardt and Ray Perkins from when they were offensive assistants with the Patriots in the 1970s. But the only thing that's passed down from that time is the nomenclature. Kelly pointed to the Bill Belichick era, transitioning to a three-wide offense with Air Raid concepts and Randy Moss at receiver, then to a two-tight end base when Rob Gronkowski and Aaron Hernandez were added. That's the point.

One of the most impactful football meetings of Kelly's career was early in his time at Penn State when

O'Brien said it's not about plugging players into specific plays, it's about figuring out what your specific guys do well and designing to that.

"That was the first time it was like, 'Oh,'" Kelly said.

More than the modern West Coast offense that was in place in Vrabel's first five seasons, this offense is "totally quarterback-driven," London said. The quarterback, not the center, calls protections. The quarterback doesn't just have one alternative play he can check into, he has a large menu.

"Some new concepts, new protections, new ideas we haven't had in the past," Tannehill said Wednesday.

"It's more players' decisions, we're getting to react to defenses and make high-speed decisions on the field," said receiver Chris Moore, who was with Kelly in Houston in 2021. "Whereas some offenses I've been in, like, you just run the route, run it the way it is on paper. This is much more reacting to what you see."

Kelly said he has changed, too. His largely successful tenure in Houston saw O'Brien give him play-calling duties in 2020, and he said a 42-36 overtime loss at Tennessee — with Jeff Simmons batting away a two-point pass that would have sealed the game — gave him confidence. He's better at not letting bad plays fester, he said. And at delegating.

"Hands down the biggest change I've made over the past couple years is, like, it's OK to let guys do their jobs," Kelly said. "They don't need me in front of the room every single day, talking about every single subject. I presented everything in '21, and I'm not doing that this year."

London has third downs. Tight ends coach Tony Dews has the red zone. Run game coordinator/running backs coach Justin Outten — Denver's OC last season — has added run concepts to Kelly's scheme. Between that and last

season working in the previous offense, Kelly said it's fair to call this a "hybrid offense." He wanted to retain the physical, Derrick Henry-led identity that he saw beat the Texans so many times.

Titans center Aaron Brewer said Kelly is "like a guru back there" calling plays. Right guard Daniel Brunskill called him "Kyle-esque" — as in, Kyle Shanahan, play-calling whiz and coach of the 49ers teams that included Brunskill from 2019-22. By that, he meant Kelly's ability to explain plays to the Titans from a global perspective. And his work ethic.

"That's what makes Kyle a genius," Brunskill said. "The hard work."

That eats at the time in a day. But Kelly finds it when he can. The whole family attended the preseason game at Minnesota, and Vrabel came to the sideline and found Norah and Quinn.

Titans coach Mike Vrabel has a big hug for Quinn Kelly at the Aug. 19 preseason game in Minnesota. (Courtesy of the Kelly family)

"He made Norah feel like she's seen, like she's a part of it," Katie said. "I can't tell you how much of a difference that makes."

It doesn't mean Vrabel will be approving "One In Take A Win" anytime soon. But there's a comfort, a history, that made Nashville the right choice for the Kellys. That matters. As does the first thing Norah told Grandma Geri about Vrabel when she found out she'd be rejoining him: "Coach Mike, he gives out the big candy bars on Halloween."

###

TITANS ELEVATE TIM KELLY TO OFFENSIVE COORDINATOR WHILE MAKING SEVERAL NEW ADDITIONS, AND CHANGES

**BY JIM WYATT
TITANS ONLINE
FEBRUARY 8, 2023**

Titans head coach Mike Vrabel has made a number of moves on his coaching staff, including promotions and new hires.

Among them: Tim Kelly has been elevated to Offensive Coordinator, a year after joining the staff as the team's Passing Game Coordinator.

Also on Tuesday, the team announced these additions to the coaching staff:

-Charles London has been hired as Pass Game Coordinator/Quarterbacks.

-Chris Harris has been hired as Defensive Pass Game Coordinator/Cornerbacks.

-Lori Locust has been hired as Defensive Quality Control.

-Justin Hamilton has been hired as Defensive Quality Control.

The following coaches remain on the staff with new responsibilities:

-Jason Houghtaling is now the team's new offensive line coach. He replaces Keith Carter, who was not retained.

-Luke Steckel is now the team's Run Game Analyst. Steckel previously served as tight ends coach.

-Pat O'Hara is now the team's Pass Game Analyst. O'Hara previously served as quarterbacks coach.

-Tony Dews is now the team's Tight Ends coach. Dews served previously as Running Backs coach, and that position still needs to be filled.

Vrabel is expected to be available via zoom later today to discuss the new additions/changes on his staff.

The most notable one is Vrabel's decision to promote Kelly to offensive coordinator, where he replaces Todd Downing, who was not retained after last season.

Prior to joining the Titans as Passing Game Coordinator last year, Kelly spent eight seasons (2014-21) with the Houston Texans in a variety of roles, including Offensive Coordinator (2019-21), Tight Ends (2017-18), Assistant Offensive Line (2016) and Offensive Quality Control (2014-16).

As the Texans Offensive Coordinator in 2021, Kelly guided quarterback Davis Mills to a franchise rookie record for passing yards, ranked second among NFL rookies in passer rating and led all NFL quarterbacks in red zone passer rating (116.8). Wide receiver Brandon Cooks also set a career high with 90 receptions. In 2020, quarterback Deshaun Watson led the NFL in passing yards (4,823) and yards per attempt (8.9), while ranking second in passer rating (112.4) and third in completion percentage (70.2%). While with the Texans, the team captured four AFC South division titles.

London joins the Titans after two seasons (2021-22) with the Falcons as their Quarterback coach. Last year, London worked with rookie quarterback Desmond Ridder, who started the final four games of the season and posted a quarterback rating of 86.4 with each game seeing a higher rating than the previous game. As an offense, the Falcons ranked 10th on third down and 14th in the red zone.

Prior to joining the Falcons, London spent three seasons (2018-20) as the Running Backs Coach for Chicago. During his time with the Bears, he worked with a trio of running backs who reached 1,000 scrimmage yards in at least one season – Jordan Howard (2018), Tarik Cohen (2018) and David Montgomery (2019 and 2020). Cohen and Montgomery

posted career-high rushing totals under his tutelage. London spent four seasons (2014-17) with Houston as their Running Backs Coach.

London spent two seasons (2012-13) as the Running Back coach/Recruiting Coordinator at Penn State under Head Coach Bill O'Brien. In 2011, London served as an Offensive Assistant/Quality Control coach for the Titans in Mike Munchak's first season as head coach. He was a pro scout for Philadelphia in 2010 and was a Quality Control coach on offense for Chicago from 2007-09. He entered the coaching profession as a graduate assistant (2004-05) and then running back coach (2006) at his alma mater, Duke.

Harris brings 17 years of NFL experience, nine as a coach and eight as a player, to the Titans. He joins the team after spending three seasons (2020-22) as the Defensive Backs coach for the Washington Commanders. Anthony Midget previously served as secondary coach with the Titans, but he was not retained after last season.

At Washington, Harris contributed to one of the best defenses in the NFL over the last three seasons. The Commanders ended the 2022 season in the top ten in a number of categories, including total defense (third), passing yards allowed (fourth), points allowed (seventh), 3rd down defense (first) and red zone defense (eighth). From 2020-22, the Commanders defense ranked eighth in the NFL in passing yards allowed (213.1 yards per game) and fourth in total yards allowed (323.4 yards per game).

Prior to joining Washington, Harris spent four seasons (2016-19) with the Los Angeles Chargers as the assistant defensive backs coach. In his final season with the Chargers, the defense ranked fifth in the NFL in passing yards allowed (200.3) and sixth in total yards (313.1). Harris began his coaching career as a quality control coach on defense with Chicago for two seasons 2013-14.

As an NFL player, Harris played eight seasons at safety with Chicago (2005-06, 10-11), Carolina (2007-08), Detroit (2011) and Jacksonville (2012). He earned second-team All-Pro honors by The Associated Press in 2010 with the Bears. Over his NFL career, he totaled 439 tackles, 16 interceptions, 14 forced fumbles, nine fumble recoveries and one sack in 101 games (88 starts).

Locust becomes the first female to join the coaching staff on a full-time basis. Locust served the past four seasons (2019-22) as the Assistant Defensive Line coach for Tampa Bay.

During her tenure with the Bucs, they led the NFL in rushing defense, allowing only 92.3 yards per game. Additionally, the team ranked fifth in sacks (187), third in tackles for loss (348), first in quarterback hits (452) and fifth in takeaways (102). Nose tackle Vita Vea earned his first Pro Bowl selection, while totaling 15 sacks between 2019 and 2022, a total that led all nose tackles. Locust joined fellow Buccaneers assistant Maral Javadifar in becoming the first women on an NFL coaching staff to win a Super Bowl (LV).

Prior to joining Tampa Bay, Locust was the assistant defensive line coach for the Birmingham Iron of the Alliance of American Football and served as a coaching intern with the Baltimore Ravens during their 2018 training camp.

Locust held a variety of coaching roles leading up to her entry into the NFL coaching ranks, including time with the Lehigh Valley Steelhawks (National Arena League), Central Penn Capitals (NAL) and the York Capitals (American Indoor Football). She also served as a coach for the Central Penn Pairanha (semi-professional) and her high school alma mater, Susquehanna Township H.S. She attended Temple University and also played football (2004-08) for the Central Penn Vipers in the Independent Women's Football League.

Hamilton joins the Titans after 11 seasons coaching in the college ranks, including two seasons (2020-21) as the Defensive Coordinator at Virginia Tech. He joined Virginia Tech in 2018, as Director of Player Development - Defense and was promoted to Safeties coach in 2019. Prior to his time in Blacksburg, he coached for four seasons at VMI, first as outside linebackers/co-special teams (2014-16) and one season (2017) as inside linebackers/co-special teams coach. He started his coaching career Virginia – Wise for three seasons (2011-13).

Info on the returning coaches with new roles:

Tony Dews, Tight Ends

Dews joined the Titans coaching staff in 2018, as the running back coach. He guided running back Derrick Henry to four 1,000-yard seasons, including a career-high 2,027 yards in 2020. Over the past five seasons, Henry leads all NFL running backs with 7,101 yards and 68 touchdowns. Prior to joining the Titans, Dews spent 20 seasons coaching in the college ranks, including 10 seasons coaching wide receivers or tight ends.

Jason Houghtaling, Offensive Line

Houghtaling joined the Titans in 2021 as Offensive Line Assistant. Prior to his time in Tennessee, he spent 14 seasons in college coaching, including five years as the Head Coach at Wagner. The majority of coaching experience on the collegiate level was on the offensive line or as offensive coordinator.

Pat O'Hara, Passing Game Analyst

O'Hara joined the Titans coaching staff in 2018 as the Quarterback coach. During his time with the Titans, quarterback Ryan Tannehill has become the franchise's leader in passer rating (100.5), career completion percentage (66.9%) and sixth in passing yards (12,831). He joined the team after three seasons (2015-17) with the Houston Texans.

Prior to Texans, O'Hara spent many years in the Arena Football League as a player, assistant coach and head coach.

Luke Steckel, Run Game Analyst

Steckel has been with the Titans since 2013 in a variety of roles, including tight ends coach for the last two seasons (2021-22). Last season, the Titans tight ends accounted for 85 receptions and rookie Chig Okonkwo led all NFL rookie tight ends with 450 receiving yards. Over the last two years, the Titans have ranked fifth (2021) and 13th (2022) in rushing offense in the NFL.

###

**3 THINGS TO KNOW
ABOUT TENNESSEE
TITANS OFFENSIVE
COORDINATOR TIM
KELLY**

**BY DANI MOHR
THE TENNESSEAN
FEBRUARY 8, 2023**

The Tennessee Titans officially hired Tim Kelly as the team's new offensive coordinator Tuesday.

Kelly, 36, takes over the position in Nashville after spending 2022 as the Titans' passing game coordinator. He was promoted along with several other coaching changes that the Titans announced Tuesday. He'll replace former offensive coordinator Todd Downing, who was fired after Tennessee missed the playoffs this season.

Here's everything to know about the Titans' new offensive coordinator.

Before spending a year with the Titans as the passing game coordinator, Kelly came to Nashville after spending eight years in Houston.

Kelly previously worked in quality control with the Houston Texans, and assisted with the offensive line and coaching tight ends. After about four seasons, he got promoted as the offensive coordinator in 2019 and was credited with Deshaun Watson's success.

However, he was also credited with the Texans' offensive downfall in 2021 when Tyrod Taylor and Davis Mills took over as quarterbacks. Kelly was fired after leading Houston to a losing record (4-14) with no hope in sight.

Kelly's brother is a former Tennessee Titan

Kelly's brother Dennis, who is currently an offensive tackle for the Indianapolis Colts, played for the Titans from 2016-2020.

College coaching experience

Before following former Texans and Penn State coach Bill O'Brien to Houston, Kelly jumped around the Midwest as a college coaching assistant.

He played in college at Eastern Illinois at defensive tackle and went into coaching as an assistant graduate at Illinois Wesleyan in 2008. He was a graduate assistant in 2010 at Minnesota State-Moorhead and moved on to Ball State in 2011.

Kelly worked under O'Brien from 2012-2013 at Penn State in the same role, and followed him to coach the Texans in 2014. They spent another several years together in Houston before O'Brien was fired in 2020.

###

ARDEN KEY IS SET TO PLAY CRITICAL ROLE FOR TITANS' DEFENSE, WRITES MIKE HERNDON

**BY MIKE HERNDON,
COLUMNIST
PAULKUHARSKY.COM
AUGUST 2, 2023**

NASHVILLE, Tenn. -- It has been impossible not to notice Arden Key early in Titans' training camp.

When the free agent addition isn't popping up in the backfield again... and again... and again, he's – loudly – rooting on his defensive teammates and chirping at the offense. His energy level is intense and unrivaled among players on both the current Titans squad and any other version of the team that I've covered over the past six years.

Key brings an easy smile, a big personality, and a loud voice to a team that has sometimes lacked that type of presence. Defensive coordinator Shane Bowen talked on Tuesday about him being able to bring some teammates along, which can be an asset for a team over the grind of a 17-game season.

Of course, being loud and energetic means nothing if there isn't production to go along with it. Practice sacks don't count, but if they did, Key would probably already be ready to renegotiate his contract. His current running total – as estimated by Key and Austin Stanley of AtoZ Sports – is now at 14 through his first five training camp practices in Tennessee, including a seven-sack day last Friday.

Speaking of Key's contract, it's worth noting that he received the most guaranteed money (\$13 million) of any of the Titans' veteran additions this offseason, including DeAndre Hopkins (\$10.98 million) and the man often tasked with blocking him in camp, Andre Dillard (\$10 million). That's a pretty clear indication of how Ran Carthon and Mike Vrabel viewed

him as a free agent and it makes him one of a very short list of Titans players who are virtually guaranteed to be on the roster in 2024.

Key was the first name I mentioned back in February when I previewed the market for edge rushers. As I wrote then:

“The best options aren't big names, but could be good investments, starting with Arden Key, who saw his career get revived in San Francisco in 2021 and then provided good value as a rotational rusher for the Jaguars last season.

His 18.1 percent win rate was 15th among 49 edge rushers with at least 325 pass rush snaps last season, sandwiched between Montez Sweat and teammate Josh Allen. He'll be 27 next season and seems to still be ascending as a player at the NFL level after a slow start to his career.”

Key's career has become quite a redemption story. After breaking out with 11 sacks as a sophomore at LSU, he was largely viewed as a future first-round pick. Injuries and off-field issues, which included him checking into rehab for marijuana addiction, dropped his draft stock in 2017, leading to him being selected by the Raiders in the third round with the 87th overall pick.

In Oakland, he was thrown directly into the fire, playing more than 50 percent of snaps in 13 of 16 games as a rookie for the league's worst defense. Key struggled to produce, notching just one sack despite heavy playing time.

He was reduced to a rotational role in 2019 and had his season ended early by a foot fracture, producing no sacks and just 12 total pressures by PFF charting. After getting healthy before the start of the 2020 season, Key remained in a depth role, contributing two sacks in over 14 games. Before the start of the 2021 NFL draft, Key was released by the Raiders.

Key's time with the Raiders was clearly a failure, but there are some advanced numbers that suggested

the career rebirth that we've seen over the past two years was coming. His pass rush win rate, again as charted by PFF, went from 9.1 percent in 2018 (60th among 109 qualified edge rushers) to 11.2 percent in 2019 (38th out of 118) to 11.6 percent in 2020 (36th out of 117).

Next came an extremely smart move by Key.

He signed a one-year, \$1 million contract to go play under defensive line guru Kris Kocurek in San Francisco, a man widely viewed as the best in the business at developing young pass rushers. Despite playing just 35 percent of defensive snaps on a loaded defensive line that also featured Nick Bosa, Arik Armstead, Samson Ebukam, and D.J. Jones, Key produced career highs in sacks (6.5), total pressures (39), QB hits (14), and pass rush win rate (11.8 percent) while lining up all over the 49ers' defensive front.

That breakout season earned him a pay raise, and he signed a one-year, \$4 million contract in Jacksonville, where again, he found himself in a rotational role behind Josh Allen and first overall pick Travon Walker. Like in San Francisco, Jaguars defensive coordinator Mike Caldwell deployed Key all over the defensive line, giving him almost 100 snaps as an interior rusher as well as his rotational spot on the edge. Key's performance continued to improve, setting yet another career-best mark in pass rush win rate at 13.8 percent to go along with 51 total pressures and 13 QB hits.

While in Jacksonville, Key also produced the highest PFF run defense grade that he's earned in his career at 75.1, good for 17th among edge rushers, something that the Titans will want to see expanded as he transitions into more of a full-time role.

There is good reason to believe that Key's best football may be ahead of him as well. He's still just 27 years old, and by his own self-admission,

has grown a lot over the course of his five-year NFL career.



While talking to the media – and teammate Azeez Al-Shaair – on Tuesday, Key claimed that he “used to be fat” during his time in San Francisco, something he’s focused on during training over the last two offseasons. His performance in training camp to this point indicates that the increased focus on conditioning has paid off for the talented edge rusher.

What will be fascinating to watch as the season begins is how the Titans choose to deploy their pass rush pieces. Both Denico Autry and Key have inside-outside versatility from a rush standpoint as Key has primarily lined up as a defensive tackle on third downs for both the 49ers and Jaguars the last two seasons. That’s something Autry has done frequently since signing with Tennessee in 2021. In fact, Key mentioned Autry last week as a guy who he’s studied and modeled some of his game after even before joining him with the Titans.

That versatility should allow Bowen to hunt matchups throughout the season and keep defenses from knowing where any of the Titans’ top pass rushers might be lining up consistently.

To get a feel for Key as a player, let’s look at some snaps from last season in Jacksonville, starting with his usage as an interior pass rusher. This first clip features Key lined up in as a three-technique in the gap between the left guard and left tackle. He uses an impressive chop-swim combo to beat Dalton Risner and sack Russell Wilson.

Here is another similar rep.

Key’s positioning is even wider here as he’s lined up outside of Titans’ right tackle Nicholas Petit-Frere, but he quickly jumps inside and uses another swim move to beat Jordan

Roos and flush Josh Dobbs from the pocket. Key was a menace in both matchups against Tennessee last year.

While I think he’s most effective rushing from inside, Key can also create pressure as a traditional edge rusher. Here, he beats Broncos left tackle Calvin Anderson with a nice cross-chop move, forcing a rushed throw from Wilson.

And here, he uses his hands to get inside leverage against Cowboys left tackle Tyler Smith and pushes his way all the way to a sack of Dak Prescott.

As I mentioned above, Key scored highly as a run defender last season and the tape backs it up. He only played limited snaps on early downs, but when he was out there, he was effective at setting the edge as he does here against Tyler Smith. This is textbook from Key here.

I’ll finish with something that was a bit of a surprise for me when I really cut on the Key tape... his motor and instincts are outstanding. Here, he flashes high-level awareness as he notices the back leaking out for a screen during his pass rush, redirects, and breaks up the play, nearly grabbing a one-handed interception in the process.

Key’s motor was non-stop on tape, constantly making plays like the one below where he chases down a screen from the backside of the play and puts a massive hit on Chargers running back Joshua Kelly.

Key’s fit into this defense is excellent, especially from a pass-rush standpoint. No team likes to use games and stunts up front more than the Titans and Key should thrive in that scheme with his athleticism benefitting from playing with two of the best “pickers” in the NFL in Jeffery Simmons and Autry.

I’d describe Key’s game as a mash-up of Landry and Autry, bringing some elements of Landry’s athleticism and Autry’s length and power to the table for a unique blend of skills.

The Titans’ ability to mix and match where Simmons, Autry, Landry, and Key all line up along with the talent level of those four players give Mike Vrabel’s defense one of the best fronts in the NFL heading into 2023, and early returns on Key suggest that we all may be underrating what this group could be.

###

**KINSEY SET TO MAKE
NFL DEBUT**

**BY DAVID BOCLAIR
SI.COM
OCTOBER 23, 2021**

NASHVILLE – Mason Kinsey is in line make his NFL debut Sunday.

The Tennessee Titans designated the groundbreaking wide receiver as a standard elevation to the active roster off their practice squad Saturday, one day before they face the Kansas City Chiefs at Nissan Stadium.

“A lot of early mornings and late nights for this,” he wrote on Twitter. “I trusted his plan. Thank you God.”

The move means he will automatically revert to the practice squad on Monday, but he should get the chance to show what he can do on Sunday.

Cornerback Chris Jones also was named a standard elevation from the practice squad.

It is likely that Kinsey’s primary responsibility will be as punt returner given that Chester Rogers has been ruled out for the game with a groin injury. Rogers is the only player who has returned punts for the Titans this season, and he ranks fourth in the league with an average of 12.0 yards per return.

However, there also should be plenty of opportunity for Kinsey, 23, to play on offense as well. Rogers and Cameron Batson, who was placed on injured reserve Monday with a season-ending knee injury, have been the Titans’ primary slot receivers this season, and that is a position at which Kinsey got plenty of work during the preseason.

Kinsey was the first player from Division III Berry College to sign an NFL contract when he joined the Titans as an undrafted free agent in 2020. He did two stints on New England’s practice squad during that season before he returned to Tennessee during the offseason.

He was the Titans’ leading receiver in the preseason with 14 catches for 131 yards and one touchdown (no one else caught more than six passes). He also returned one punt for 11 yards.

“I never really lost focus. I knew I was at a D-III school and it was going to take a lot,” Kinsey said during the preseason. “I just stayed laser-focused on that. I knew what it was going to take, and I knew kind of how I had to approach it. That was my mindset.

“... I’ve grown a lot. It’s been exciting, man. It’s been everything I’ve dreamed of. I love this place. I love this team.”

###

**HAROLD LANDRY
"ECSTATIC" TO BE BACK
ON THE FIELD FOR
TITANS**

**BY JIM WYATT
TENNESSEETITANS.COM
JULY 28, 2023**

NASHVILLE – Harold Landry stepped up to the podium on Friday after practice, and the big smile on his face said it all.

"I'm excited to be here for sure," the Titans edge rusher said. "It's been awesome. Being away from the game as long as I have, missing all of last year, obviously you miss making plays in front of fans at the games because, you know, that feeling is euphoric.

"But honestly, being away for that long, you start to appreciate it and miss it even more, just like coming out on the practice field and hearing Jeff (Simmons) talk (trash), or just hearing your guys joking around. But everybody is just out here grinding and having a good time. ... I'm ecstatic to be back."

Landry, who tore his ACL leading up to last season, didn't take part in OTAs or the minicamp during the offseason.

But on the first day of training camp, Landry was on the field with his teammates, without a knee brace.

And, he feels great.

"What happened was I tore it a while ago," Landry said of the knee. "And now it's damn near perfect."

A second-round pick of the Titans in the 2018 NFL Draft out of Boston College, Landry made it to his first Pro Bowl in 2021 after racking up 12 sacks and 49 quarterback pressures.

The sack total ranked 10th in the NFL and led the team, and it finished off a four-year stretch in which Landry accumulated a team-high 31 sacks, the second-highest total by a Titans/Oilers player in his

first four NFL seasons since 1982, when individual sacks became an official NFL statistic 1982 (37 by Jevon Kearse).

He was looking forward to picking up where he left off before the injury.

A year later, he's champing at the bit for the 2023 season to begin.

Landry still has time to work, but the worst is behind him.

"It's a long process, and throughout it you're definitely frustrated a little bit because there's times you're doing everything you can and you feel like you're kind of staying the same," Landry said. "Then out of nowhere, you just stick to the plan, trust the people you're working with and you make those jumps.

"Now, being where I'm at, it feels great. I don't even think about it when I'm out on the field. It's awesome, so kudos to all the people I've been working with and all the time and energy because it feels great."

Is there a chance he could come back better than ever?

Landry said he's been motivated by seeing others return in grand fashion after an ACL injury.

"I'm definitely stronger, more explosive for sure, faster," Landry said. "I mean, I would say I'm most definitely just more strict on my diet because I'm into that stuff and I was doing everything possible to make my knee feel better the next day.

"... Expectations are high, you know what I am saying? I worked my ass off to get to this point, and the people here have helped me so much. I feel great."

###

**ON THE DAY HAROLD
LANDRY SIGNED HIS
LUCRATIVE NEW
CONTRACT, THE TITANS
OLB SAID HE'S INDEBTED
TO THOSE WHO HELPED
HIM REACH SUCCESS**

**BY JIM WYATT
TENNESSEETITANS.COM
MARCH 10, 2022**

NASHVILLE – Harold Landry III strolled down the hallway at Saint Thomas Sports Park on Thursday, his two young boys on the move in front of him, his wife doing her best to keep them under control, and happy.

Landry, on the day he signed his lucrative contract extension with the Titans, had plenty of reasons to be thankful.

He started with his wife, Danielle, for helping him reach success.

"I wouldn't be here signing this contract today without her," Landry said of his wife. "Everything she does for me, it is incredible, really, how she raises our kids, how she makes sacrifice after sacrifice to make sure I am able to handle my business with football. I am extremely thankful for her, and what she has done for me.

"She deserves so much credit for me being here today."

Landry, a second-round pick of the Titans in the 2018 NFL Draft out of Boston College, inked his new deal on Thursday before holding a press conference at the team's training facility. The outside linebacker earned his new deal with the team after racking up 12 sacks and 49 quarterback pressures in 2021.

The sack total ranked 10th in the NFL and led the team, and it finished off a four-year stretch in which Landry accumulated a team-high 31 sacks, the second-highest total by a Titans/Oilers player in his first four NFL seasons since 1982, when individual sacks became an

official NFL statistic 1982 (37 by Jevon Kearse).

On the day he signed his contract, Landry reflected on his path to the NFL, while thanking those around him.

Born and raised in Spring Lake, N.C., just down the road from Fort Bragg U.S. Army military base, Landry said his parents, Doreen and Harold Landry, sacrificed back then just like his wife does now to give him a chance to be successful.

Landry's dad was a FedEx driver, his mother worked in IT support. Landry said his parents sometimes worked multiple jobs so he and his sister had everything they needed.

"I'll be honest: I've never had a job my whole life besides football," Landry said with a smile. "I am so grateful to the parents that I have, because they did everything they had to do to make sure I could just focus on sports and football.

"As a kid growing up, every day, as soon as the sun came up, we were outside playing sports, and we didn't come home until the street lights came on. It was sports, sports, sports."

Landry's goal back then?

"I always wanted to make my parents proud, whether it was football, baseball or basketball," Landry said. "I just always wanted to put smiles on their faces. As I got older and got to high school it was the same thing.

"My motivation, it was simple: I wanted to be the best."

Landry earned All-America and all-state honors at Pine Forest (Fayetteville, N.C.) High School, and he also earned a scholarship to Boston College.

Once there, Landry said he got really serious about putting himself in a position to have an NFL career.

Landry recorded 26 sacks while at Boston College, which put him on

the radar of NFL teams. The Titans picked him 41st overall in 2018.

And then, over the past four years with the Titans, Landry has emerged as one of the NFL's best pass rushers. At the same time, his family has grown as well. Harold and Danielle, who met while at Boston College, have two sons – Greyson (4) and Ollie (2).

"I feel like these past four years, they have been amazing, to be honest," Landry said. "Obviously there's ups and downs – you play this game long enough you are going to experience a whole bunch of different things. And I feel like I have experienced a lot in my four years here, and it's done nothing but take me to the next level, and make me a better player for it.

"I feel like I have grown so much as a player, and as a man, the past four years."

From 2018 to 2021, Landry joined Pittsburgh's Cameron Heyward as the NFL's only players to be credited with at least 250 tackles, 30 sacks and two interceptions. His 12-sack season in 2021 was the highest total by a Titans player since Jason Babin reached 12.5 sacks in 2010. Landry also tied for second on the squad with 75 tackles, ranked second with a career-high 49 quarterback pressures, led the team with 14 tackles for loss, and added a forced fumble. He joined Micah Parsons, Aaron Donald and Heyward as the only NFL players in 2021 to post at least 75 tackles and 10 sacks.

Landry said he won't let up now.

Money, he said, won't change him.

He's thrilled to remain in Nashville, because he said it's where his family is happy.

The Titans, of course, are sure happy to have him.

"My motivation," Landry said, "is when I step on the field, I want to be considered the best player on the field. So, that is the motivation. The

money, I am extremely blessed and grateful that this organization believes in me, and gave me this contract. But I feel like the money is a byproduct of the work that I put in to achieve the goal of being considered one of the best players in the NFL.

"All of this, I am just feeling so blessed and grateful and thankful for the life that I get to live and experience, with the awesome family that I have. ... And I am so thankful that this organization has the faith and trust they have in me. I am just extremely grateful and thankful for all of this."

###

**TITANS AGREE TO TERMS
WITH OL COREY LEVIN
ON A ONE-YEAR DEAL**

***BY JIM WYATT
TENNESSEETITANS.COM
MARCH 31, 2023***

NASHVILLE – The Titans have agreed to terms with versatile offensive lineman Corey Levin on a one-year deal.

Levin, originally selected by the Titans in the sixth round of the 2017 NFL Draft from Chattanooga, has played in 45 games, with four starts, in his NFL career.

Levin played in all 17 games for the Titans in 2022 while starting the final three contests at center.

Levin, who has also spent time with the Broncos, Bears, Jets and Patriots in the NFL, has also started at game at left guard. He's been a contributor on special teams as well.

Earlier this offseason the team released center Ben Jones, while guard Nate Davis signed with the Bears.

Meanwhile, the Titans tendered center/guard Aaron Brewer, a restricted free agent, while signing former 49ers lineman Daniel Brunskill, who is expected to compete for a starting spot on the team's interior line as well.

Levin's return will add to the competition, and it gives the team more quality depth.

###

HOW WILL LEVIS EARNED LIFETIME SUPPLY OF HELLMANN'S, AND HOW THE 'MAYO MOCHA' RECIPE WAS BORN

**BY NICK SUSS
NASHVILLE TENNESSEAN
NOVEMBER 22, 2023**

The leaves are changing. There's a chill in the air. Every day gets dark a little earlier. And there's a creamy dollop of Hellmann's mayonnaise plopped in your coffee mug.

You know, football weather.

Long before rookie Will Levis was the Tennessee Titans' quarterback of the future, he was the man who drank coffee with mayonnaise in it. Now he has the pleasure of being both. Back in August, Levis secured a lifetime endorsement deal with Hellmann's, America's biggest mayo brand, to be the condiment's athletic spokesperson. Hellmann's announced the partnership with a faux press conference, in which Levis proudly advocated on behalf of the Mayo Mocha, sipped his signature drink and even ate a mayo-topped muffin for good measure.

"It's hard to articulate, but people love talking about him," said Chris Symmes, director of marketing for Hellmann's. "He has this charisma that I don't think you see too often with athletes. He's clearly very comfortable in front of a camera. He likes to have fun. He's clearly a very gifted athlete. And people love talking about him. He does stuff that makes people want to talk about him."

The story behind Will Levis' lifetime mayonnaise endorsement

Levis had been on Hellmann's radar as a potential spokesperson since his culinary quirk started going viral on social media when he was still in college at Kentucky. In addition to his coffee experiment, he also gained notoriety for eating bananas, peel and all. The stunts were what they were: stunts. He's since said he

doesn't actually drink coffee with mayonnaise on the regular (he's a one-cream, one-sugar guy), but he knows gimmicks attract attention and get people talking.

Brands salivate at the value of charismatic athletes who are game to get silly. Hellmann's sent Levis a care package in February complete with a Letterman's jacket and bucket hat to rep the brand as well as a panini maker and recipes. Still, in the process of preparing for the NFL draft with a cadre of aspiring quarterbacks, Levis said the care package provided him, Max Duggan, Clayton Tune and Dorian Thompson-Robinson roughly a week's worth of meals.

Levis took to TikTok to thank Hellmann's for the haul. Symmes' courtship only intensified from there, culminating in the press conference ad in August.

"I think there's always some doubts like 'mayonnaise and coffee, it's a little peculiar,'" Symmes said. "But that wasn't really the intent. The key part of this was how Hellmann's can be used as a versatile ingredient."

Titans quarterback Will Levis squirts mayo onto a muffin in an advertisement for Hellmann's, the company he's a spokesman for.

Versatile for Will Levis, and for Nashville

Ahead of Levis' NFL debut in October, Hellmann's partnered with Humphrey's Street, a nonprofit South Nashville coffee shop with two locations, to make the Mayo Mocha available to curious Titans fans with adventurous palates. Humphrey's Street's baristas competed to perfect the recipe, going through several rounds of drink creation and taste testing, before landing on a concoction that's been described as having a brownie batter or chocolate ganache taste.

The drink was only supposed to be available from Oct. 25-31, but thanks to Levis' four-touchdown debut; positive press for Humphrey's Street's business model

of providing job training for teenagers in national outlets such as Axios and BuzzFeed; and customers actually liking the product, the Mayo Mocha has twice returned to menus.

"I personally wish we had done a blind taste test with customers so they didn't know," said Camille Cannada, senior director of development for Harvest Hands CDC, the nonprofit arm of Humphrey's Street. "Because I don't think they would've known."

For enterprising roasters, Hellmann's recipe for an at-home Mayo Mocha is simple to replicate:

Pour 1 ¼ cups of hot milk into a bowl and whisk vigorously for 1-2 minutes until frothy.

Pour two hot espresso shots into another bowl. Whisk in one tablespoon of Hellmann's REAL mayonnaise and one tablespoon of chocolate or mocha flavored syrup until smooth and well-blended.

Pour into a large coffee mug and top with frothed milk. If desired, add a sprinkle of cinnamon.

'It Must Be The Mayo'

As part of his sponsorship deal, Levis gets a "lifetime supply" of Hellmann's. The average consumer, Hellmann's says, goes through three 30-ounce jars per year. Since Levis' passion for the product outpaces the average consumer, Hellmann's is starting him off with six jars per year and he can request more whenever he's running low.

Levis says he's already on his second shipment.

After Levis threw for 238 yards and four touchdowns in his NFL debut, Titans fans online started rallying together with the cry "it must be the mayo." Symmes jokes that he didn't coin the phrase but he supports the idea.

Hellmann's can't comment on whether there are more projects planned with Levis or how the

partnership has helped sales or boosted their profile. But Symmes says the goal is to get people to use more mayonnaise, and targeting tailgaters and Super Bowl party hosts is part of the plan.

"As a marketer, it's fantastic to have an athlete/celebrity that is game to do fun stuff," Symmes said. "I think that was evident before he even joined the NFL or the Titans. So I think it gives us, as we think about what the future holds, I think it gives us a lot of freedom to think about ways to partner with him in the future. It's fun to have different ideas floating around given his willingness to not take himself too seriously and also just have a good time with things."

###

TO UNDERSTAND HOW WILL LEVIS' DRAFT SLIDE COULD TURN INTO ROCKET FUEL, START IN HIGH SCHOOL

**BY NICK SUSS
THE TENNESSEAN
MAY 10, 2023**

Will Levis has a big mouth.

That's not a figure of speech.

When it comes to food, the Tennessee Titans' second-round pick and potential quarterback of the future is less Julia Child and more a child dipping his hot dog in chocolate milk to test his mom's patience.

Culinary experiments made Levis famous on social media. Long before he was the lightning-rod prospect NFL draft pundits compared to everyone from Josh Allen to Blake Bortles, he was the Kentucky passer who went viral for stirring mayonnaise into his coffee and eating bananas without peeling them.

He doesn't do these things because he likes the taste. He does them because he can. It's audacious. And people react to his audacity.

Like when Levis was at Xavier High School in Middletown, Connecticut. He and some teammates were eating McDonald's. Levis told his friends he could down a Big Mac in five seconds. No one dared him. He just wanted to do it.

So he did.

"A lot of people wouldn't do that because it's weird," said Kyle MacGillis, Levis' high school receiver and close friend. "But he's funny like that. He doesn't really care what a lot of people actually do think about him. He's genuine. I think he's just like 'I bet I can do this.' And then he goes and does it. It's not like he's trying to prove anyone wrong or something."

Now Levis actually does have people to prove wrong. Twenty-six NFL teams passed on Levis before the Titans traded up to pick him 33rd in the 2023 NFL Draft. Levis languished backstage for 31 picks across the four-hour first round, drawing sympathy from some and mockery from others.

Levis has never much cared about being laughed at, though. He's the mayonnaise-in-his-coffee guy. He's the don't-peel-your-bananas guy. He's the guy who doesn't mind swallowing two all-beef patties, special sauce, lettuce, cheese, pickles, onion and three sesame seed buns whole.

A few draft-night memes won't hurt him.

"Regardless of where I got picked I feel like it's not going to change my work ethic," Levis said. "Regardless of if I went first overall or 33rd. You can't let the circumstances dictate your preparation and the level of intensity you bring every day."

Meet Will Levis

The first impression of Levis often elicits the same reaction: That guy looks like a quarterback.

He's 6-foot-4 and 229 pounds with biceps that look like they belong in a 1980s action movie. Every time he throws, he flashes the tattoo on his billboard of a right arm. It reads "2nd Chronicles 15:7" a verse seemingly written for a quarterback: Be strong and do not give up, for your work will be rewarded.

Levis' work wasn't instantly rewarded. Because of injuries, he didn't emerge as a star high school talent until his junior year. He went to Penn State and backed up Trace McSorley and Sean Clifford for three years before transferring to Kentucky. He led the Wildcats to a 10-3 season his first year as a starter but regressed as a senior.

Still, Levis arrived at the NFL Scouting Combine in February a projected top-10 pick. Along with quarterbacks Bryce Young, C.J.

Stroud and Anthony Richardson, Levis was in the conversation to go first overall.

Former Titans quarterback Matt Hasselbeck was one of Levis' league-assigned mentors at the combine and was instantly impressed.

"They said, 'What does Will Levis look like,' and I said 'He looks like a create-a-player on Madden,'" Hasselbeck said. "He's got everything you'd be looking for physically."

But Levis' self-described cannon arm wasn't what stuck with Hasselbeck. The subtle and not-so-subtle quirks of Levis' personality impressed the retired 18-year NFL veteran. Like the way Levis was always the guy who broke down the huddle before and after drills. And how Levis was vocally and emphatically cheering on receivers he'd just met doing their bench presses as if he was, as Hasselbeck puts it, "a tag-team partner at WWE WrestleMania."

The morning of the quarterback and receiver workouts, the NFL tweaked what brand of shoes players were allowed to wear because of a partnership with apparel brand NOBULL. Hours before the biggest workouts of their lives, players were told they couldn't wear the cleats they'd brought.

"Guys freaked out," Hasselbeck remembered. "A lot of guys really freaked out. Will, he didn't even blink. He was like 'Alright, no problem.' He was kind of like 'Can I just put tape on it? Let's find solutions. Let's not gripe.' That was probably the first time I noticed him other than his physical stature."

The joker becomes the butt of the joke

Food-based material isn't the only way Levis knows how to provoke a laugh.

"He does a great Borat imitation. He'll probably kill me for saying that," said Andy Guyon, Levis'

coach at Xavier. "That would always make us laugh."

"Me and him actually quote a lot of different comedy movies together," MacGillis added. "Like 'Step Brothers' all the time. Borat I think is honestly his favorite. But he knows a lot of funny movies."

Levis was 7 when Borat hit theaters. He wasn't exactly doing timely material in high school.

But it's obvious something Levis did in high school resonated with his peers, because he wasn't the only one who weathered four hours of NFL draft coverage on what was supposed to be a celebratory night.

MacGillis and some of Levis' teammates watched at a nearby house. Guyon hosted a draft party at Xavier that began with around 150 people in the building. Instead of showcasing celebrations, a local news station ran footage of Guyon sitting by himself, dejectedly watching the draft on his phone.

"If you looked at NFL Memes on Twitter and stuff they were getting him pretty good," Guyon said. "It hurt a little bit. I definitely felt for the family. But they're strong people. They're good people. That which doesn't kill you makes you stronger."

Why Will Levis?

The Titans were cagey on draft night about why they drafted Levis. Coach Mike Vrabel and general manager Ran Carthon labeled Levis the Titans' third-string quarterback behind Ryan Tannehill and Malik Willis. When asked who Levis reminds him of, Carthon said the only player he wants to compare Levis to is Levis.

Discussions about Levis' talent and projectability divide football experts. Some point to Levis' impressive stature, bountiful physical tools and experience in pro-style offenses as a reason why he should've been a top-five pick. Others saw Levis as a Day 2 prospect because his Kentucky tape

leaves much to be desired. He's been erratic, inconsistent and turnover-prone, and his play was significantly worse against Power Five competition than it was against softer opponents.

One of the common criticisms hurled Levis' way is he played a lot worse in 2022 than in 2021. The numbers don't exactly bear that out (he averaged more yards per attempt and had a better passer efficiency rating as a senior while his completion percentage, touchdown percentage and interception percentage all essentially stayed the same), but something was different.

His Pro Football Focus grade dipped from 90.6 to 68.6. His passer rating on throws targeted 20 yards downfield or longer fell by nearly 12 points. Adjusting for sacks, he went from averaging 5.98 yards per carry with nine rushing touchdowns to averaging 4.24 yards per carry with two rushing touchdowns while battling a toe injury.

Everyone from Levis to Vrabel to Hasselbeck tells the same story on why Levis regressed. A new offensive coordinator changed the playbook to an offense less suited for Levis' strengths, particularly one that de-emphasized play-action passes, and two of the Wildcats' starting offensive lineman and Levis' favorite receiver turned pro.

"It's kind of tough for all 11 guys to be on that same page," former Kentucky cornerback Keidron Smith said. "Not everybody's maturity level is at the same point and not everybody's able to comprehend the playbook at the same time. It's difficulties when it comes to playing offense, having a new offense and having the expectations of doing well and the season that we had. It was a lot of built-up things that people had on their shoulders."

Smith said Levis wore the pressure well. Levis battled through injuries when he could've packed up and prepared for the draft. He describes Levis as the kind of person who leads without needing a push.

"For him, it comes easy," Smith said. "Him being comfortable up there and speaking in front of a whole bunch of guys and reaching them, that's one thing. And he knows how to speak to people. He's not going to cuss anybody out or anything. He finds a way to reach his players and his teammates and the coaches really like that about him."

Levis and the Titans: A perfect match?

The Titans called Levis to tell him they were picking him as he was walking through the door into his family home in Connecticut. He left Kansas City after his long wait on Day 1, but travel holdups meant the family barely made it home to hear his name called.

Levis couldn't control his tears when Carthon, Vrabel and Titans controlling owner Amy Adams Strunk called with the news.

The next night, Levis' loved ones gathered for a proper party. Friends, family, coaches and teammates celebrated Levis, and he responded with a speech thanking everyone for standing by him.

"His underlying message was his journey wasn't easy," MacGillis said. "A lot of weird stuff happened. So obviously why would the draft be any easier? But he ended up exactly where he knew he needed to be."

Being an NFL quarterback means weaponizing adversity into triumph. Hasselbeck was a sixth-round pick who worked his way up from a practice squad to starting in a Super Bowl. Tom Brady, Levis' childhood hero, also was a sixth-round pick. NFL MVPs Aaron Rodgers and Lamar Jackson had to withstand similar long waits backstage at the draft before hearing their names called.

Hasselbeck brings up another example of a quarterback he feels is analogous to Levis: Donovan McNabb, the Philadelphia Eagles'

all-time leader in passing yards, touchdowns and wins, who was booed relentlessly by Eagles fans on draft night.

“The reaction Eagles fans had when he got drafted, they didn’t trust Andy Reid,” Hasselbeck said. “Sorry, I think they were wrong. In this case, if anyone’s not trusting Ran Carthon and Mike Vrabel, you probably know how I feel.”

###

TITANS AGREE TO TERMS WITH QB WILL LEVIS

***BY JIM WYATT
TENNESSEETITANS.COM
JULY 22, 2023***

NASHVILLE – The Titans have agreed to terms with quarterback Will Levis on his rookie deal.

All of the team's 2023 draft picks are now under contract.

The Titans traded up to get Levis in the second round of the NFL Draft, with the 33rd overall selection.

Levis (6-4, 229) played in 24 games over two seasons at Kentucky, starting all 24 games. In 2022, Levis threw for 2,406 yards and 19 touchdowns, with 10 interceptions, as the Wildcats finished 7-4.

Levis threw for 2,827 yards and 24 touchdowns in 2021 for Kentucky, with 13 interceptions, as the Wildcats finished 10-3.

In four college seasons, Levis threw for 5,877 yards and 46 touchdowns, with 25 interceptions. Levis began his collegiate career at Penn State, and he played in 15 games in two seasons at the school.

With the Titans, Levis worked with the team in offseason workouts along with fellow quarterbacks Ryan Tannehill and Malik Willis.

The Titans kick off training camp with a practice on July 26.

###

**TO UNDERSTAND ROGER
MCCREARY'S PATH TO
TENNESSEE TITANS,
START WITH THE STERN
WORDS OF A COACH**

**BY BEN ARTHUR
THE TENNESSEAN
JUNE 12, 2022**

In 2017, at a Williamson High School football practice in Mobile, Alabama, Antonio Coleman chewed out Roger McCreary.

The defensive coordinator, Coleman felt his star senior was going through the motions. McCreary's activity level looked lackadaisical, so Coleman reminded him that next for him was Power Five football, where lagging could cost his team a touchdown. Lagging in the NFL could cost him his job.

"Do it right all the time!" Coleman told McCreary. "Do it right every time!"

McCreary didn't talk back or pout.

He cried.

"Coach, I apologize," he said through tears. "I get exactly what you're saying."

As Coleman tells it now, "That really let me know that the game of football and what I was saying to him really meant something to him."

Nearly five years later, McCreary is beginning his NFL career with the Tennessee Titans. A second-round draft pick, he'll compete for starting snaps at cornerback and nickelback during his rookie season.

In the offseason program, McCreary already is impressing his new coaches with his mindset.

"He wants to have the right answers all the time and that's unrealistic as a rookie," defensive coordinator Shane Bowen said.

It's an approach molded by his upbringing.

'We often said he had ice water in his veins'

Felicia James, McCreary's mother, ingrained a routine in her son from the time he was a toddler.

She had delivered him before starting 10th grade. By 2 years old, he accompanied her to her high school basketball practices and games, and they always went outside. A single mother, she taught him how to catch a football and baseball. How to dribble and shoot a basketball. He played soccer, too.

James shuttled him between practices and the park as he grew older. If work kept her from taking him to the next sport or activity, she had somebody waiting to do it for her.

Keeping McCreary busy and his mind focused was a priority for James. Free time increased his chances of drifting into the streets of their Mobile neighborhood, where shootings and stabbings were commonplace. The bad influences landed a nephew who grew up with McCreary in jail.

So she automated her son's schedule. If he wasn't at school or playing sports, he was at home getting ready for bed or waking up getting ready for the day.

"Just trying to keep his head going right instead of going left," James said.

Tennessee Titans cornerback Roger McCreary tracks down wide receiver Kyle Phillips (18) during practice at Saint Thomas Sports Park Tuesday, May 24, 2022, in Nashville, Tenn.

James played football growing up. She was a nose tackle and linebacker, playing on organized teams in Mobile with boys. She built a reputation as hard hitter, according to Coleman.

A strict disciplinarian, a vocal James could speak with authority on football, where her son starred at

multiple positions in all three phases for Williamson.

"She was one of those parents who'd cuss me out if I didn't do (well) in the game. She would cuss the coach out," McCreary said. "That's the kind of strong, tough love she would always give."

It fueled his drive.

Since high school, he's made off days work days. At Williamson, McCreary called Coleman to open the weight room on Saturdays and Sundays. On Mondays at Auburn, McCreary came to the football offices eager to find a competitive advantage against the elite receivers the Tigers faced weekly in the SEC.

McCreary could take a piece of information once and be able to absorb and apply it, Auburn defensive backs coach Zac Etheridge said. If there's something he's unsure about, he'll ask about it, preferring to pull the coach off to the side for a one-on-one conversation.

"He understands formations and splits and alignment on the field and what that tells him is coming," said Miami defensive coordinator Kevin Steele, McCreary's defensive coordinator at Auburn from 2018-20. "He's not just out there covering routes and guarding people. He's a smart guy that studies the game, that understands concepts and what people are trying to do to him."

Despite his smaller frame — the Titans list him at 5-foot-11 and 190 pounds — McCreary excelled as an outside cornerback at Auburn, where he led the SEC and tied for seventh in the FBS in passes defended last season. His former coaches point to his strength being a key part of his success in single coverage.

Coleman recalled McCreary benching 355 pounds when he weighed around 170 pounds in high school.

"I wasn't benching that much and I was a defensive lineman," said Coleman, who played two NFL

seasons after a career of his own at Auburn. “So you could tell there was something special about him.”

McCreary’s demeanor is unwavering on the field, according to his former coaches. He stays emotionally neutral after good or bad plays.

“We often said he had ice water in his veins,” Steele said. “Nothing bothered him.”

‘I always tell him to stay in the moment’

At the end of every season, on the Friday night before the final game, Etheridge honors his senior defensive backs departing the program. They go bowling. Expectations for the final game are discussed.

For the 2021 rendition, at the team hotel, McCreary got up to speak. The clarity and delivery of his message about the next day’s Iron Bowl against Alabama flooded Etheridge. It fired up the entire room, he said. McCreary had never talked like that before.

He proceeded to have perhaps the best game of his career in the quadruple overtime thriller, a loss for Auburn. McCreary posted four of the Tigers’ seven pass breakups. He locked up future first-rounder Jameson Williams and second-rounder John Metchie III.

The performance cemented his status as a top cornerback in the 2022 draft.

“Everything that (we had) worked on since the time I got (to Auburn) to one of the biggest games of his career and facing those top receivers, he was just in a different mode and you could just tell that it paid off in that game,” Etheridge said.

It meant Coleman’s message four years prior – when he ripped into McCreary at practice – had paid off.

He took nothing for granted before and during the game of his life.

“Our relationship will always be great because it’s about Roger succeeding at whatever he wants to do at the highest level and enjoying life and working hard because he earned every moment that he’s having right now,” Coleman said.

“I always tell him to stay in the moment.”

###

**TENNESSEE TITANS'
ROGER MCCREARY
WILLING TO SACRIFICE
BAKED BEANS TO
IMPROVE**

**BY MARK INABINETT
AL.COM
MAY 5, 2023**

During his rookie season, Tennessee Titans cornerback Roger McCreary played more defensive snaps than any player in the NFL. Despite his ironman status, the former Auburn All-American wants to go into the 2023 campaign even better prepared physically for the rigors of an NFL season.

“You can’t get much faster than what you are now, really,” McCreary said on Wednesday, “so really I was just focusing more on my body – being more professional, being more healthy, and all that stuff because the season is long and I learned that guys are just going down, so I feel like that’s what I need to focus on, just being more healthy and just trying to focus more on my body.”

How serious is McCreary about his preparation? A player whose scouting report said “likes cereal and bologna sandwiches and baked beans” made changes to his diet.

“I’ll admit diet, I still need to work on that,” McCreary said. “That’s something I still need to work on. I’m getting better. ...

“I’ve been trying. I’ve been doing good. I haven’t had baked beans in a while.”

While at Auburn, McCreary ate a bowl of baked beans topped with sugar for his Friday night meal before games.

McCreary is hoping the changes lead to improved performance on the field.

Among the NFL’s cornerbacks in 2022, McCreary ranked fifth in total tackles and second in solo tackles. But only one defensive player was

thrown at more by opposing quarterbacks, and he gave up six touchdowns in coverage last season as he spent much of 2022 as the nickel or slot corner for the Titans.

“I spent a lot on just watching over the last games – the bad plays, the good plays,” McCreary said. “First starting out with the bad plays. I pay attention mostly to that. Playing that slot, that was something different for me, so I feel like that was something I needed to focus on and look to see what I need to improve on the most, and I noticed what I needed to work on in the offseason. ...

“I feel like I wasn’t at the top of my game at the nickel, so I feel like it would be great just to get back from Day 1 to how they want me to play the nickel, literally everything from off to press to knowing the plays to better reaction to knowing how the game speed goes and everything, so I felt it was just great seeing myself on tape.”

The Titans have started their offseason program after posting a 7-10 record in 2022. Seven consecutive losses to close the season ended a three-year playoff streak for Tennessee that included the AFC South title the previous two seasons.

McCreary is experiencing his first full NFL offseason.

“It’s been great just to have that little down time just to get your body back right after a long season, after the rookie season and everything,” the former Williamson High School star said. “It was all great, and coming back here, meeting the new people that have come on the team, new coaches and stuff, it’s just great, again, how we’ve started to find a foundation here, and I feel like the stuff we got going on now in the offseason is going to be great. ...

“Last year, I did a lot. I feel like I did a lot. Now I feel like I know a lot. I feel like I know what’s coming at me now, so just coming out there, going over the plays, I just feel

confident, I just feel comfortable that I know what I’m doing. I did it before.”

###

TITANS ROOKIE ELIJAH MOLDEN'S GOAL? PROVE HIS NFL VETERAN DAD'S HARD WORK PAID OFF

TURRON DAVENPORT
ESPN
JUNE 20, 2021

NASHVILLE, Tenn. -- Elijah Molden was still in high school when then-University of Washington defensive coordinator Jimmy Lake started teaching him the Huskies' scheme. Lake received a call from Molden's mother, Christin, saying the young defensive back had sketched out pictures of the defense he had learned and covered his bedroom wall with them like posters.

"This guy means business," Lake thought to himself.

That's the impression Elijah, who was taken by the Tennessee Titans in the third round of the 2021 NFL draft, often leaves on those when talking about football. After all, playing cornerback is the family business. His father, Alex, was selected by the New Orleans Saints with the 11th pick in the 1996 draft and went on to play eight seasons with the San Diego Chargers and Detroit Lions.

"It wasn't like, 'You're going to get to the NFL or else.' But it was kind of just assumed that I would get here," Elijah said.

Elijah's path to the NFL was created in part by a great understanding of football passed along from his dad, who spent countless hours breaking down film and coaching his son from a young age.

Growing up Molden

Elijah is the second oldest of Alex and Christin's eight children. Each of them was given a development plan. It started with gymnastics to learn balance. Then they transitioned to soccer to work on foot quickness and changing speeds.

After that, the Molden kids were allowed to play whatever they wanted -- not just football.

"Just because Daddy played doesn't mean you have to," Alex told his children. "But if you do, I got the playbook."

Elijah's love for football was sparked early when he was able to go into the Chargers' locker room with his dad. He got to hang out with greats such as running back LaDainian Tomlinson, linebacker Junior Seau and safety Rodney Harrison.

Watching his father run out of the tunnel before games to blaring hype music made Elijah want to follow in Alex's footsteps.

"There wasn't a day where I woke up and didn't want to be a football player," Elijah said.

He started asking detailed questions about football in the fourth grade. Alex wasn't surprised because he could see Elijah's passion and competitive spirit growing.

The next year, Alex and Christin allowed Elijah to play tackle football a year earlier than they had planned because Elijah needed that physical aspect of the game. His speed and strength stood out.

"I would get giddy," Alex said. "[Elijah] was using stiff-arms, blowing kids up. He was having so much fun. When he put on the pads, it was just like me when I played. It gave him so much freedom."

Breaking down film with Dad

Elijah initially wanted to play running back because he loved Adrian Peterson. But Alex encouraged him to play defensive back once he got to the eighth grade, knowing he could begin to share his knowledge and experience.

"I had to approach him," Elijah said of Alex. "He'd never just show me. He was hands-off until I showed him I wanted to know."

Alex wanted his son to think like an eight-year NFL veteran rather than an eighth-grader. Unlike typical fans, the two didn't take in a football game in a few hours. Watching games turned into a four- or five-hour session.

"I would pause it after a big play and ask him if he knew why it happened," Alex said of their film study. "I'd explain to him what the DB's read was. You have to learn the reads and the keys. I would break things down like route patterns.

"When [opposing offenses] get to the 50-yard line, what are you thinking? I'm telling him, 'They're going to take their shot.' When you get 3-on-1, what are you thinking depending on what receiver is on the field side? They're trying to isolate. That really helped with football IQ, having him watch film and break down what the receiver or offensive coordinator was thinking. It's all about tendencies."

This is where the foundation of Elijah's football knowledge was built, which impressed the Titans in pre-draft interviews.

"I think he's been raised well. He was just really intelligent," GM Jon Robinson said after the Titans selected Elijah in the draft. "He knew about our football team. He had prepared for the interview by watching our football team. He spoke highly of how we played and the effort and the finish with which we play."

How Elijah ended up in Lake's hands

Alex got to coach Elijah as his position coach at West Linn High School in Oregon. One of his proudest memories came when Elijah was only 14 and locked down an opposing team's wide receiver who had been offered a scholarship to Arizona. When Elijah was a freshman, he got his own scholarship offer from Oregon, his father's alma mater, after attending one of the school's football camps.

Other offers followed.

When he was a junior, Elijah was offered a chance to visit the University of Washington and watch spring ball on an unofficial visit. Alex didn't think the long drive to the Seattle area was worth it -- especially since the school was a Pac-12 rival of Oregon's. So Elijah and his mother took the three-hour drive without him.

They were blown away by the campus and the program, so they arranged another visit, with Alex this time. Everything changed for Alex after he met Lake. Suddenly, the idea of turning over the keys to Elijah's success to his alma mater's rival wasn't such a bad idea.

"[Lake] broke down film, and the attention to detail was on another level," Alex said. "Also, the success he had with defensive backs made me realize this was the perfect breeding ground. He coached in the NFL. That set off bells with me. Yeah, I would have loved for [Elijah] to be a Duck, but it was a perfect scenario for him to go there."

Lake, who coached defensive backs in the NFL for the Tampa Bay Buccaneers (2006-07, 2010-11) and Detroit (2008), sold them on Washington's track record with defensive backs, such as NFL first-rounders Kevin King and Desmond Trufant.

"There was already proof in how we developed those guys, how they moved on and were successful in the NFL," Lake said. "Alex knew a lot of the guys that I had coached in the NFL and those guys being All-Pros, one of which was a future Hall of Famer in Ronde Barber, so he respected the process."

Lake, who's now the head coach at Washington, said Elijah was one of his favorite recruits to watch on film. He loved Elijah's physical ability and leadership, noting how the team would "sway with however Elijah was playing."

Elijah's inquisitive side came out as well. He asked detailed questions

about the Huskies' techniques and scheme. Lake was impressed that Elijah wanted to know what everyone around him was doing in addition to what his own duties were.

"He prides himself on learning every detail of the defense," Lake said. "You could see that he was a football junkie. When you got him on the phone, you could tell that he had a passion for playing."

Another Molden's NFL journey begins

Elijah developed into a top NFL prospect, finishing with 153 tackles (seven for a loss), five interceptions, 19 passes defended and four forced fumbles in 36 games at Washington.

"With what I taught him and what Coach Lake taught him at UW, he was seeing things at a totally different rate of speed," Alex said.

NFL scouts saw Elijah as one of the best nickel defenders in the 2021 draft class.

ESPN NFL analyst Louis Riddick jokingly referred to Elijah as the "Jedi of the slot" because of how well he played the nickel position.

"It's Luke Skywalker-type stuff. He can see all of these things, but there's never any panic," Riddick said. "There's a lot of chaos around him, but he's in control. That to me signifies a guy who's really dialed in to the game at another level. He comes from great bloodlines, and that stuff transfers. He'll quickly adapt to the pro game."

Making it to the NFL was always Elijah's goal, but the rookie said he isn't satisfied. For him, it's time to make sure all of the hard work his father poured into him pays off.

Elijah's message to his dad for Father's Day shows how much all of the lessons mean to him.

"Thank you for letting me live out my dreams and always giving me advice, keeping things in perspective," Elijah said. "When I

step on the field, I can do what I do because of you, and when I'm off the field too. I appreciate that, and I love you!"

###

**HEADING INTO YEAR
THREE, VERSATILE
TITANS DB ELIJAH
MOLDEN READY TO DO
MORE**

**BY JIM WYATT
TENNESSEETITANS.COM
JUNE 22, 2023**

NASHVILLE – Elijah Molden first walked in the doors at Ascension Saint Thomas Sports Park in 2021 as a third-round draft pick of the team.

In a snap, the Titans defensive back is already in year three, and he can hardly believe it.

"It doesn't feel it," said Molden, shaking his head.

With the experience, Molden has a better understanding of what to expect heading into the 2023 season.

But he's hardly comfortable, and he doesn't want to be.

"There is (a comfort level), but at the same time I am trying to elevate my game," Molden said. "I don't ever really want to come in and be lackadaisical or too comfortable. So, what that means to me is learning a new position and testing the limits every day."

The versatile Molden has worked at a number of spots during his first few years with the team on defense and on special teams, and when he's played, he's performed well.

Unfortunately, Molden has also dealt with injuries, including a persistent groin injury that nearly sidelined him for all of the 2022 season. A year ago, Molden played in just two games, with one start, playing in 16 games, with seven starts, in his rookie season in 2021.

Molden said he's feeling better physically, but he admitted it's been tough mentally with the adversity, and setbacks.

"It's been really tough," said Molden, who tallied 60 tackles and an interception as a rookie. "It's hard to explain. I feel like my family and a couple of other people really know what was going in and the deal behind everything. I just want to put it behind me, really. I am feeling a lot better now and I am definitely on the up-and-coming, and the Titans have been really helpful in the transition from rehab to action and now back on the field practicing."

This offseason, Molden has worked some at safety.

It's something Molden's coaches spoke to him about at the end of last season, and head coach Mike Vrabel discussed it with reporters during OTAs.

"We've actually played him in the back part of the field a little bit," Vrabel said of Molden. "I think that will be good for him. It will help him expand that role and expand his versatility. So, he can easily come down and play nickel. He was our [punt protector] on the punt team (in OTAs). So those are three valuable roles for a young defensive player. We need every player we can get out there healthy and being able to use that versatility.

"We talked about it in the offseason and just where we may need some depth," Vrabel continued when discussing giving Molden some experience at safety. "It's more or less to try and give guys another role outside of just a nickel, or maybe we're in a game and we're playing a lot of defense and you need a safety. So instead of having him always just being a corner conversation, [we] figured it would translate from the nickel back to safety."

Molden said he's willing to do whatever is asked of him.

Molden ended the offseason work on a high note, making an interception on the final day of OTAs.

"In this league," Molden said, "it's like the more versatile you are, the

more you're able to help out and be able to play anywhere."

The countdown to year three is ticking.

"I'm just really happy to be out here and have some fun again," Molden said. "Starting to feel healthy and all those things ... I'm starting to come back and feel like myself again."

###

VETERAN WR CHRIS MOORE READY TO DO HIS PART – IN NO. 11 – WITH THE TITANS

**BY JIM WYATT
TENNESSEETITANS.COM
MAY 24, 2023**

NASHVILLE – Chris Moore had a lot on his mind when he signed with the Titans last month.

The veteran receiver was on a new team, with new coaches and teammates around him.

It was time to learn a new playbook, and city.

Picking a jersey number wasn't something he'd thought a lot about.

So, he picked No.11 after previously wearing No.15 with the Texans.

"I'm not going to lie – at first, I didn't even think about that," Moore said with a smile. "Nick Westbrook-Ikhine had No.15, and I (thought), 'I need another number' and 11 looked smooth on me. So, I was like, that's what I am going to pick.

"And then I realized after, what I did..."

What Moore did, of course, was pick the number that was once worn in Tennessee by A.J. Brown, a fan favorite who was traded from the Titans to the Eagles during the 2022 NFL Draft. Others have also worn the number, of course, but Brown has worn in better than anyone with the Titans.

"I still like it," a smiling Moore said. "It is what it is."

Moore wasn't signed to take Brown's place, and he wasn't signed to replace veteran Robert Woods either. In the offseason, Woods was waived – and he's since signed with the Texans, Moore's old club.

Chris Moore knows his role with the Titans is to do his part to help the

team win, and that's what he plans to do.

He's coming off the best season of his NFL career.

"I can do whatever they need me to do," Moore said. "First, I am a football player, and then I'm a receiver. Whatever they want me to do, I'm going to do it."

A fourth-round pick of the Baltimore Ravens in 2016, Moore spent the past two seasons with the Texans after spending his first five seasons in Baltimore.

In 2022, the 6-foot-1, 200-pound Moore hauled in 48 catches for 548 yards and two touchdowns while playing in 16 games, with seven starts.

In a Week 14 game at Dallas, Moore caught 10 passes for 124 yards. Moore also had a 100-yard game in 2021 against the Patriots, when he caught five passes for 109 yards, including a 67-yard touchdown pass from quarterback Davis Mills.

In six NFL seasons, Moore has 116 catches for 1,286 yards and eight touchdowns. Moore also has experience on special teams, including work as a kick returner. Moore has returned 46 kickoffs for a 23.5-yard average in his career.

Moore, who spent a year with new Titans OC Tim Kelly in Houston, said he feels comfortable in Tennessee and thinks he's found a good fit.

And, we're not just talking about his uniform.

"I just want my teammates to know that they can rely on me on the field," Moore said. "I'm going to be out there doing whatever they need me to do to help them win. It is always fun going into a new building, learning new faces. This is actually a very welcoming organization, people really get to know you, they are interested in who you are as a person. So, it has been a great time.

"At the end of the day personally, it is not really about the numbers, but it's about being with an organization that (wants) to win games. I just love the game of football and that's what I want to do."

###

DEANDRE HOPKINS IS NOT THE ONLY NEW SOURCE OF WISDOM FOR YOUNG TITANS' RECEIVERS

**BY PAUL KUHARSKY
PAULKUHARSKY.COM
AUGUST 6, 2023**

NASHVILLE, Tenn. – Young Titans' receivers will undoubtedly learn a lot watching and listening to DeAndre Hopkins, who ranks seventh all-time in yards per game with 77.9.

But they've also got a more relatable veteran resource who's new to the locker room, who's earned rave reviews from Mike Vrabel. Chris Moore came into the league as a fourth-round pick by Baltimore in 2016 and made his way as a special teamer who maxed out with 21 catches through his first six seasons.

Only in Year 7, last year with the Texans, did he post notable numbers on offense, with 48 catches for 548 yards to go with two scores. That receiving yardage would have led the anemic 2022 Titans offense.

Vrabel said Moore carries himself "very, very professionally."

"I haven't been doing this so long, but you always kind of look at guys on other teams or you coach against them, watch them," Vrabel said. "I would have loved to have him a few years ago. I'm glad that we got him now. Professional, knows a bunch of spots. He's always over there on special teams, he runs, doesn't appear to get tired, jumps in there every opportunity and just a real professional and somebody that I've enjoyed coaching and having around here."

Said seventh-rounder Colton Dowell: He's been a tremendous influence to me personally. (In his early years) he's been a special teams guy who helps out on offense and that's how I kind of see myself. His wisdom is invaluable cause he's been there and he's done that and he's stuck around in the league and

he's been a great mentor for all of us."

Perhaps the most distinct of the compliments that Vrabel gave Moore was about not getting tired.

I'd imagine that would be an expectation for most receivers. But set one free on a couple long routes in a row and he generally gets a play off. It seems Moore doesn't require such rest.

He ran a 4.53 at his scouting combine – not the 4.4 that is the mark that generally earns a guy a "fast receiver" label, though there have been plenty of wideouts around his number who have played fast and had good success.

He certainly regards himself as having good speed.

"I'm fast, I would say I run every play, I don't get tired, I'm running full speed every play," he said when I asked about strengths and weaknesses. "I'm strong, I'm big (6-foot-1, 200 pounds), I don't know too many weaknesses that I can tell you. I just continue to train every day.

"I love to run, that's one of my favorite things, I ran track growing up. I take great care of my body."

Said Ryan Tannehill: "Chris is the Energizer Bunny, he just keeps going all day."

During the time between OTAs and the start of training camp, he said his workouts included shuttle runs: 5 yards and back, 10 yards and back, 15 yards and back, as many as six at a time. However long that took, he'd never rest for longer than twice that time.

As he's grown up in the game he's become a far better eater. He used to drink a lot of Mountain Dew. Now he doesn't eat sugar and tries to eat clean. He relies on meals – Pasta Bolognese is a favorite – and hardly snacks.

Right now I'd guess that after Hopkins and Treyton Burks, Kyle

Philips will be the primary option in the slot, but Moore is in line as the fourth option and Nick Westbrook-Ikhine the fifth, though he's a lot like Moore.

Racey McMath and Reggie Roberson would be next in a fight for a sixth spot.

Like NWI, Moore is a devout special teamer. He's been working as a gunner on the punt coverage unit, a position of great value. That can chop into the value of a player like McMath.

"He's been a great influence," Westbrook-Ikhine said. "He's got a lot of speed, people have seen him make plays. He's a veteran who knows how to operate as a pro and I feel like it's been huge for a lot of the young guys and me, just watching him work, take care of his body and come out every day with energy and focus.

"He's always rolling, always running and he's fast. He's a good guy to try to compete with and stay up there with."

###

**TITANS ROOKIE EDGE
RUSHER CALEB MURPHY
WORKING TO MAKE A
NAME FOR HIMSELF IN
THE NFL**

**BY JIM WYATT
TENNESSEETITANS.COM
JUNE 26, 2023**

NASHVILLE – Caleb Murphy wasn't drafted, but the edge rusher arrived in the NFL after a decorated collegiate career which saw him post some pretty mind-boggling stats.

Murphy, who played at Ferris State, set the single-season sacks record for all NCAA divisions with 25.5 in 2022, one year after tallying 14.5 sacks at the school.

Murphy also led all divisions a year ago with 39 tackles for loss, which matched the all-time, single-season record at any NCAA level.

Yet with the Titans, where he signed as an undrafted free agent after the NFL Draft, Murphy is just another rookie trying to make a name for himself.

Case in point: After offseason practices, Murphy could oftentimes be seen carrying extra helmets and gear of his veteran teammates.

"You have to do rookie duties," Murphy said with a smile. "You have get them things they need in the meeting rooms, making sure we're on top of our jobs and they lead us the right way. Little things like that, carrying helmets, it's not a problem at all."

Murphy, who received interest from a number of teams leading up to the draft, said he's doing everything he can to stick out for teammates and coaches in Tennessee.

"I felt like Tennessee was a good spot for me – they work hard, and I think there's an opportunity for me here," Murphy said. "I have to do my part which is to work hard myself – Coach (Mike) Vrabel

prides himself in working hard, so that is what I am going to do.

"It is definitely different coming in as a rookie, and you have to stay in the books."

A 6-foot-3, 254-pounder, Murphy looks the part in practices.

He's also done his part to put in extra work, and his teammates are noticing.

"I love Caleb," veteran Arden Key said. "He's a young guy who is willing to learn. He is always asking questions, coming up to me or Harold (Landry). He is a guy who is seeking knowledge. He is doing what coaches ask of him, and he is taking what he learned off the field and putting it to use on the field."

Titans outside linebackers coach Ryan Crow said Murphy just needs to keep working.

"Like all rookies, the first thing is he has to learn what to do, and be able to do it at a high level, and execute at a high level," Crow said. "I think for Caleb, special teams is important as well – find a way to get on special teams and continue to earn more roles as we continue to develop.

"The thing I love about Caleb is he came from a place where they won two national championships, and regardless of the level that's an awesome thing to have is a winning background. I am excited that he is here, and I'm excited to see him grow."

Murphy said he's working daily to improve his technique so he can add to his craft, and ability.

Murphy, who transferred to Ferris State from Grand Valley State, was an All-America performer in college. Nearly half of Murphy's tackles last season were for negative yards as Ferris State dominated their opponents on the way to their second consecutive NCAA Division II championship.

Murphy said it's too early to even start thinking about what he needs to

do to stick on the team's active roster for the 2023 season.

Right now, he focused on one thing.

"For me, myself, I just have to work hard, and worry about myself, and do what I can to help the team," Murphy said. "I've been watching the veterans – Harold Landry, Arden Key, Rashad Weaver, Sam (Okuyinonu), too. Watching those guys work, I'm hoping that makes me better and helps me craft myself into what I need to be to be a Titan.

"I just have to push myself as hard as I can."

###

**SEAN MURPHY-BUNTING
EXCITED ABOUT HIS NEW
JOURNEY WITH THE
TITANS**

**BY JIM WYATT
TITANS ONLINE
MAY 17, 2023**

NASHVILLE – Sean Murphy-Bunting is preparing for his fifth NFL season.

He has a Super Bowl ring and 53 games of experience, not counting postseason play.

When the veteran cornerback joined the Titans earlier this offseason, however, he wanted to create a clean slate.

It started by picking a new number – No. 0.

"I wouldn't even say it was as important being No. 0," Murphy-Bunting said. "I think more so for me is just a new opportunity, to have a different journey. I've been through a lot throughout my years, and I've only been in the league for four full seasons.

"It was just a different journey for me, and a different opportunity. So, I just wanted a fresh start."

A second-round pick in the 2019 NFL Draft by Tampa Bay, Murphy-Bunting signed with the Titans back in March.

He's been working with his new teammates during the offseason program, practicing alongside a lot of younger teammates he's looking forward to mentoring while on the team.

Murphy-Bunting has plenty of moxie – he's started 36 of his 53 games in the NFL, all four years with the Buccaneers. He's been credited with 139 tackles, six interceptions, and 21 passes defended in his career, along with four forced fumbles.

He's also proven to be a gamer. In 2020, Murphy-Bunting became the

first player with an interception in each of his first three playoff games since Hall of Famer Ed Reed while playing a key role in Tampa Bay's run to winning a Super Bowl trophy.

He thinks his versatility made him attractive to the Titans.

"I'm an athlete," he said. "I feel like I can honestly play any position in the secondary. I know pretty much every position in the secondary, and that's pretty much how I've always been. ... I've never looked at football as just knowing one thing, because at the end of the game you can be put in different situations, different positions and it doesn't really matter how you look at it. And the end of the day you have to do your job, or whatever coach needs of you."

Murphy-Bunting (6-0, 195) played in 12 games in 2022, with five starts, and he intercepted a pair of passes while tallying 27 tackles, one tackle for a loss, seven passes defended and one forced fumble. He was one of eight Tampa Bay defenders to log at least 400 defensive snaps last season. He also played 120 snaps on special teams and made four kick-coverage stops.

His season was cut short in 2021 because of a dislocated elbow.

With the Titans, Murphy-Bunting said he's doing his best to fit in.

He likes the culture he's seen so far.

"I think it's more so being myself," he said. "I show up every day ready to work. If (teammates) have any questions for me, I am free to answer them. If there's anything they want to know from the past, what I have been through, how I have dealt with certain situations, I am always there to lend advice.

"I just want to build relationship with guys."

###

TITANS ADD TE THOMAS ODUKOYA OF THE NETHERLANDS AS PART OF THE 2022 INTERNATIONAL PLAYER PATHWAY PROGRAM

**BY JIM WYATT
TENNESSEETITANS.COM
MAY 3, 2022**

NASHVILLE – The Titans have added tight end Thomas Odukoya to the team's roster as part of the 2022 International Player Pathway program.

Odukoya, who is from the Netherlands, is one of four players league-wide to join an NFL club through the program, which is part of the league's efforts to strengthen the pipeline of international players while aiming to provide elite international athletes the opportunity to compete at the NFL level, improve their skills, and ultimately earn a spot on an NFL roster.

Titans GM Jon Robinson informed Odukoya of the news during a Zoom call. He's expected to be in Nashville next weekend for the team's rookie minicamp.

Odukoya, who played college football at Eastern Michigan University, started playing football at age 16 in the Netherlands where he was named the Dutch National MVP. He was a team captain for two seasons and received Academic All-MAC.

Odukoya (6-6, 263) played in 40 career games at Eastern Michigan, where he caught 21 passes for 194 yards and four touchdowns. Odukoya played in 13 games in 2021, when he tallied 13 catches for 130 yards and two scores.

In addition to Odukoya, three other players joined AFC South clubs as part of the program.

This year's participants are:

Player/Position/Country/NFL Club

Marcel
Dabo/DB/Germany/Indianapolis
Colts

Adedayo Odeleye/DL/United
Kingdom/Houston Texans

Thomas
Odukoya/TE/Netherlands/Tennessee
Titans

Ayo Oyelola/DB/United
Kingdom/Jacksonville Jaguars

The four AFC South clubs will carry these players on their roster until the end of training camp. At that time, the players are eligible for an international player practice squad exemption, granting the team an extra practice squad member. Clubs have the opportunity to elevate the player to the active roster during the season.

###

**‘JUST A FINAL SHOVE,
MAN.’ A DAY IN THE
TRAINING CAMP LIFE OF
TITANS TE CHIG
OKONKWO**

**BY JOE REXRODE
THE ATHLETIC
AUGUST 2, 2023**

NASHVILLE, Tenn. — Chig Okonkwo emerged from the Tennessee Titans locker room at 9:25 a.m. Tuesday, the second day in full pads for a team and player pursuing the same objective — block better.

Okonkwo showed as a rookie fourth-round pick out of Maryland last season that he can run, change speeds, nail routes, win downfield and make plays in the passing game. Fellow second-year pro Treylon Burks has been the early standout of camp, and that in tandem with the addition of DeAndre Hopkins makes the Titans look a lot more dangerous on the outside than anyone would have guessed as of mid-July. Add Okonkwo and healthy second-year slot receiver Kyle Philips to the equation and Ryan Tannehill has intriguing options at hand when he’s not handing to Derrick Henry.

And when he has enough time to throw behind a highly unproven offensive line. One thing that can help this offense is Okonkwo getting to the point where he can more effectively help that front when needed, which will also get him on the field more often. Which will remove his presence as any sort of tell for defenses. The Athletic watched Tuesday’s practice from the perspective of Okonkwo as he continues to work on blocking, special teams and the skills that should allow him to improve on last year’s 32 catches for 450 yards and three touchdowns — 24 of those catches, 278 yards and two touchdowns in the final seven games.

Titans tight end Chig Okonkwo celebrates after scoring against

Indianapolis last season. (Jenna Watson / IndyStar / USA Today)

Okonkwo guzzled a bottled water and started jogging toward Field 3, the most distant of three grass practice fields at St. Thomas Sports Park. He gave a “Shhhh” sign with his right index finger into the filming camera of social media coordinator Katie Moseley, then did some head bobs into the filming camera of social video producer Troy Wisneski. Team stretch ended at 9:40, at which point Vrabel gathered the entire team close for a few words that could not be picked up by observing media or fans.

Then it was time for individual drills. The first two for Okonkwo were special teams drills on Field 2, and Vrabel was front and center for the first, stopping it often to give technique instructions as would-be blockers tried to hold up would-be tacklers. Most of the participants were receivers, but Okonkwo, rookie tight end Josh Whyle and rookie linebacker Thomas Rush took turns engaging each other.

Then it was a kickoff return drill for Okonkwo, with special teams coordinator Craig Aukerman running the show. The point was to “flatten your guy out so he can’t cut across your face and make the tackle,” Okonkwo said later, and he did his best to stay in front of receiver Nick Westbrook-Ikhine and redirect him. Then Rush did the same with Okonkwo sprinting toward him.

At 9:51, it was time for Okonkwo to leave the skill group on Field 2 and get with the big uglies on Field 1. Combination blocks were the order of the day. Okonkwo and Jamarco Jones — who is trying to earn the starting right tackle spot for the first six games while Nicholas Petit-Frere sits out a gambling suspension — lined up next to each other and fired forward when offensive line coach Jason Houghtaling barked, “Turbo!”

Petit-Frere was waiting for them with a blocking pad, and they combined to drive him backward.

Players rotated spots often, Okonkwo holding the pad for a rep and combining on another rep with Chris Hubbard, the primary competitor with Jones to fill Petit-Frere’s spot.

“Pad level! Pad level!” Houghtaling reminded one and all, and it’s leverage and precision that have occupied Okonkwo’s focus in an offseason of trying to become a more well-rounded player.

“And you can feel it too, when you’re going, if you can stick a guy versus not quite getting it right,” he said. “Technique is a lot more important than strength. Strength doesn’t matter. Everybody’s strong.”

At 9:57, Okonkwo got back into skill mode on Field 1. A Titans practice tradition is a gathering of the entire team and Vrabel in the center. An offensive player and defensive player face each other. At Vrabel’s whistle, the offensive player circles back and is flipped the football, the defensive player circles back the other way, and they meet in the middle to see if the ball carrier can elude the defender. There’s no tackling to the ground, but there’s an “Oooooooooohhhhhh!” every time a defender is juiced and left grasping air.

Okonkwo elicited no such reaction, but he made a nice move on linebacker Chance Campbell, getting past him going left with Campbell getting a touch on Okonkwo. The 6-3, 238-pound Okonkwo got a defensive rep too — he may not play as much on special teams this season, but he has to be ready — and that was more impressive. He was all over one of the shiftiest players in camp, 5-11, 196-pound rookie receiver Kearis Jackson.

At 10:04, it was time for a 25-minute team period on Field 3. The closest thing the Titans have to real football in practice. No tackling to the ground. No hitting quarterbacks. But serious hitting all the same. And the first play of the team period

illustrated the work Okonkwo is trying to get done.

He lined up as an in-line tight end, on the left side of the line. In front of him was new outside linebacker Arden Key, whose energy, voice and playmaking have been constants throughout camp. Key has been trouble at times for new left tackle Andre Dillard. On this play, it was Okonkwo who engaged him with a big pop on a handoff to Derrick Henry, and Henry cut left off the block to reach the second level.

To the naked eye, it also looked like Okonkwo may have given Key's jersey a tug. Key said later it was not holding, and Okonkwo said of the finish to the block: "A shove. Just a final shove, man."

But the fact that it looked like it might have been speaks to the details Okonkwo and the Titans are pursuing.

"I think the biggest thing for Chig is going to continue to be his hand placement," Vrabel said. "I don't think we're going to make him any bigger, he's not going to be a 260-pound player. But I think we have to just continue to focus on his hands and making sure that they're inside, that they're strong and they're powerful. (He's) not going to be able to sustain against Arden or any player with your hands outside. You just don't have enough power. He's willing. I just think that the technique has to improve."

So ... holding then?

"No, I felt like on the first glance ... like he let go when Arden broke the framework of his body, and tried to give him a shove, as what we coached to," Vrabel said. "I looked at it with a critical eye and I didn't see restriction at the point of attack. But again, I'm not an official. I just try to look and see what they call. I felt like he did let go and he did try to give him a shove. Then we'll see if that guy, in that case, Arden, can tackle Derrick. So again, I think it could have been better. I thought that it was smart not to grab him and

tug him. It was smart to give him a shove at the end like we teach. So started off not so well and probably then finished OK."

That's the level of analysis that can go into one rep. For the rest of the team period when the first-team offense was on the field, Okonkwo was in the lineup more often than not. He moved all around, did some more blocking — including a good pass protection rep on a completion to Hopkins — and ran several types of routes downfield. Tannehill targeted him on a short pass over the middle, but Amani Hooker read it perfectly and broke up the pass.

Okonkwo got open with sharp routes against Kristian Fulton, Sean Murphy-Bunting and Kevin Byard, but the ball went elsewhere each time. When the twos and threes hit the field, he mostly stood close to Tony Dews, who has switched this season from running backs coach to tight ends coach. Dews' instruction, for Okonkwo and other tight ends, was frequent.

More special teams drills followed the team period, with Okonkwo and others getting low to bat a large blue ball back toward Dews three times while shuffling from left to right — a drill designed to work on lateral quickness. After that, Okonkwo and Whyte were back at each other, one trying to block and the other trying to slip past. At 10:47, it was time for another long team drill. But this time, as planned before practice, just the twos and threes would go.

Okonkwo and other starters ran 10 sprints on Field 2 while it got started. Then they jogged over and cheered on their teammates. The horn sounded at 11:12 after a series of plays run by Malik Willis and Will Levis. Vrabel gathered the team close in the middle of Field 3. And at 11:16, it was time to break — some players heading to fans to sign autographs, some doing media interviews, some getting in individual work such as catching passes from the Jugs machines.

Okonkwo and Dews stood by those machines for several minutes, Dews

grabbing Okonkwo's arms and getting into some technique intricacies. Reporters gathered around Okonkwo a few minutes later and he was asked about playing for Dews.

"It's been fun, it's been interesting," Okonkwo said. "The man's loud. A loud guy, man, he likes to coach you really hard. It's a different coaching style, you just have to understand it, and you just have to get used to it. He just coaches you hard and that's how I wanted to be coached."

And that was after a light day. Heavier ones are on the way.

###

**TITANS TE CHIG
OKONKWO, P RYAN
STONEHOUSE NAMED TO
PFWA'S ALL-ROOKIE
TEAM**

***BY JIM WYATT
TENNESSEETITANS.COM
JANUARY 24, 2023***

NASHVILLE – A pair of Titans have been named to the Pro Football Writers Association's All-Rookie team – tight end Chig Okonkwo and punter Ryan Stonehouse.

Okonkwo, a fourth round draft pick of the team from Maryland, finished the 2022 season with 32 catches for 450 yards and three touchdowns.

Stonehouse, signed as an undrafted free agent from Colorado State, finished the 2022 season with a gross average of 53.10 yards per punt (90 punts for 4,779 yards). Stonehouse broke Sammy Baugh's single-season NFL record of 51.40 yards per punt, which was established in 1940 and was never matched among qualifiers (2.5 punts per team game) until Stonehouse's rookie campaign.

The rookie team was chosen in voting conducted by the Professional Football Writers of America (PFWA).

###

CHIG OKONKWO'S CREW: TITANS REMIND HIM OF HOME, REFLECT NFL'S AFRICA PUSH

**BY JOE REXRODE
THE ATHLETIC
AUGUST 22, 2022**

Titans rookie tight end Chigoziem Okonkwo got the football bug in second grade, his first year of playing and the first year he realized he could make some money off it.

So obsessed was young Okonkwo with the sport that he made sure it was on any TV he was around in his hometown of Powder Springs, Ga. He read whatever he could read, memorized every stat, every player, every bit of analysis he could find. He so impressed his classmates at the lunch table that he started charging them \$1 apiece — or an ice cream cup, their choice — for his commentary. They paid it, until the principal found out, halted the operation and called Okonkwo's parents.

"I told (the principal) it would never happen again," Okonkwo's mother, Isioma, recalled of a conversation from 15 years ago. "But I was so proud of that boy. He came home and thought he was in trouble, but I said, 'That's a very, very good thought, that is our culture, and maybe some time in the future you can bring that out. For now, allow your friends to come listen to you talk about the football for free.'"

Entrepreneurship is a staple of the Igbo people of Nigeria, Isioma said, and that's the first thing that came to mind for her and her husband, Charlton, when they heard of their youngest child's exploits. Nigerian culture is something they talked about throughout the raising of Okonkwo and his two older sisters. It is something Okonkwo became more aware of at 15 when his father tragically passed away of a heart attack while out to dinner with his mother. And it is something he celebrates daily now.

Saturday, a night that saw Okonkwo catch a touchdown pass from Malik Willis in a 13-3 preseason win over Tampa Bay at Nissan Stadium, could be the last time a group of Titans who have bonded over their shared heritage are all in uniform together. Tuesday is another roster cut day, to get it down to 80. The Titans waived four players Monday, so one more must go. Okonkwo and four Nigerian teammates have very different stories and football trajectories.

Okonkwo, a promising fourth-round tight end out of Maryland, will be on the team and potentially a handy addition to the passing game. Ola Adeniyi, born in Nigeria, raised mostly in Houston and a Nashville revelation last season, should again provide quality outside linebacker depth. David Anenih, born in Dallas to parents who had recently moved from Nigeria, has been a pass-rushing standout in two preseason games, and the rookie looks like a practice squad candidate at least. Rookie tight end Thomas Odukoya, born in Amsterdam to a Dutch mother and Nigerian father, can occupy that practice squad without costing the Titans a spot — that's the advantage of the NFL's International Player Pathway program, which got Odukoya to Nashville.

"But I feel like I've got to come out every day and prove I deserve that spot," said the 6-foot-6, 253-pound Odukoya, who dominated club football in the Netherlands, sent highlight tapes to coaches all over the United States, played for two junior colleges and finally found success at Eastern Michigan.

The guy to watch Tuesday is defensive tackle Sam Okuayinonu. "Sam O.," as they call him around Titans camp, is a popular figure around the team. He's close with Okonkwo, his Maryland teammate, and that relationship is part of why Okuayinonu signed with the Titans after going undrafted. He was a captain at Maryland and he's doing all he can to add his name to an NFL trend and pursuit — the league is pouring resources into outreach

efforts in Africa. Last season it reported more than 100 players on active rosters who were either born in Africa or whose parents were born in Africa.

Okuayinonu also is quite undersized for an NFL defensive tackle at 6-1, 269, and based on his opportunities and play in camp he's an active roster long shot, a practice squad hopeful and a Tuesday cut candidate. Ask Okonkwo about Okuayinonu and he'll tell you he's "an inspiration to me" and someone who shouldn't be underestimated. He's certainly been through more than most, seeing things as a young child that no one should have to see.

Born in Monrovia, Liberia, to a Liberian mother and Nigerian father, Okuayinonu was raised there by his mother, Clara, and was attending her college graduation party as a 5-year-old in 2003 when gunfire turned the celebration into chaos. The Second Liberian Civil War, which had been raging since 1999, had reached the doorstep of Monrovia. He ended up separated from his mother, fleeing with his aunt and cousin.

"The gunfire was so heavy, we couldn't turn around," said Okuayinonu, who ended up south of a primary bridge near the city, hiding in an uncle's house, protected from becoming a child soldier but not from seeing dead bodies floating in the water or starving people resorting to cannibalism.

He found out his mother was still alive when her first shipment of food — delivered by clandestine kayak — arrived. They could not speak or communicate for months, until the August 2003 ceasefire resulted in the reopening of the bridge and thousands of people streaming across to find their loved ones. That's a memory seared into Okuayinonu's brain.

"An incredible moment, a blessing," he said. "My mom's my everything. I got to reunite with her, and a lot of kids didn't get that privilege."

They moved together a few years later to Lowell, Mass., where some of their family members had already relocated. That's where he fell in love with American football. That's how it usually goes for kids from other parts of the world with a sport that dominates American culture but does not have the global pull of sports such as soccer or basketball, and that's what the NFL wants to change. That's how it went for Chic Ejiasi, too.

Ejiasi was born in Houston to parents who had recently emigrated from Nigeria. The family moved a few years later to Iowa, where Ejiasi's parents worked as nurses and he became an Iowa Hawkeyes enthusiast. He eventually walked on to Kirk Ferentz's program, lettering all four seasons as a defensive back and contributing to Big Ten championship teams in 2002 and 2004. He graduated with a health and sports studies degree in 2005, tried coaching briefly but ultimately returned as the program's first director of player development — helping players transition from high school to college, helping them excel in college, helping them find internships and employment.

The Titans hired him away from Iowa in 2016 to be their director of player engagement. He has been with the franchise since and he and his wife, Ellie, have a 2-year-old son named Obi — officially Miles Obioma, Obioma translating to "kind hearted." Ejiasi's job is much the same, helping Titans transition to this life. He loves serving and seeing young professionals benefit from and give to their community. He might be having as much fun during this preseason camp as he's had in this job.

"Taking over the league," Ejiasi said with a smile of the increase of African players in the league and with the Titans, which has meant in recent weeks a lot of sharing of stories, conversations about culture and even discovering others on the team with African heritage — such as receiver Nick Westbrook-Ikhine and safety Josh Kalu.

"It's like we kind of all have that understanding of how we grew up," Ejiasi said, and they all have strong feelings on how that culture led them here.

Ejiasi: "For me it was, we were very academically focused in our family. All about giving our best and trying and being the best we could be, especially academically."

Anenih: "I would say it's a pretty big difference from American culture. In terms of how to live, maturity. Like my parents, they've done a really good job of teaching me how to live and good habits to have. ... Respect. Respect for your elders, that's probably the biggest thing I would say."

Adeniyi: "We see our elderly, we respect them. We respect everybody we come around. Coaches, custodians, cafeteria ladies. That's what it is."

Okuayinonu: "To me it's like there's a little bit more pressure to go harder, knowing the sacrifices my mom made to make this possible for me."

Odukoya: "Obviously there's the genetic component of being big and strong, and I'm proud of that, but I also think Nigerians are known for their hard work and work ethic, which you need in the NFL. That shared culture, we definitely take pride in that."

Okonkwo: "Relentless hard work. That's the only way you're going to get anything in life."

Okonkwo also realized he had misperceptions of Nigeria until he visited for the first time. This was in 2017, three years after the tragic passing of his father, to visit extended family and celebrate the life of his father with them.

"People obviously have a negative perception of Africa. They think it's like dirt, everything is poor. That's not the case. It's literally like anywhere else," Okonkwo said. "If you see my uncles' houses over there, they're bigger than multi-

million dollar houses here. That's a big thing I took away, the perception and reality. Everything isn't dirt and poverty."

Okonkwo would like to go back soon to get involved in outreach efforts, NFL-devised or otherwise. Adeniyi is committed to doing so next offseason, as part of NFL Africa. Former Giants star defensive end Osi Umenyiora, who was born in London to Nigerian parents, brought the idea to NFL commissioner Roger Goodell years ago and led in June in Ghana an event called NFL Africa: The Touchdown.

It included a combine-like development camp, a flag football clinic and fan events. The idea is to find and develop talent but also to increase international exposure to the game. The Philadelphia Eagles, for example, are marketing in Ghana as part of an effort to create regional fandom for various teams in different parts of the continent. This had to make business sense for the league to happen. The NFL reports 85 foreign-born players took at least one snap in the 2021 season — compared with 62 in 2014 — and that Nigeria, Canada and Australia are driving the growth.

But for Umenyiora and others with African roots who took part and will continue to take part, it's personal and about providing opportunities. The NFL isn't the only pathway for football to change a life. College football can open many more doors for kids with ability. Foreign-born FBS players more than doubled from 2014 to 2020, from 162 to 325. Roman Oben, the NFL's vice president of football development and the first Cameroon-born player drafted into the NFL, said he got emotional on the trip to Ghana.

"The school kids, the genuine passion and excitement they had, the appreciation, it takes you back," said Oben, a 12-year offensive tackle who won a Super Bowl with the Bucs. "It makes you think about where you came from."

And sometimes that's best explained with a story. Second-grade Okonkwo was surprised that day he came home from school and his parents weren't mad about his entrepreneurial efforts. A couple years later, he came home proudly showing them a 93 he got on a math test.

"A 93?" Isioma Okonkwo said to her son. "Did somebody get 100? Why weren't you the one who got 100?"

###

**CONNECTED BY THEIR
WEST AFRICAN LINEAGE,
TITANS TEAMMATES
CHIG OKONKWO AND
SAM OKUAYINONU
DISCUSS THEIR JOURNEY
TO THE NFL IN MUSIC
CITY FOOTBALL, TRACK
2**

**BY JIM WYATT
TENNESSEETITANS.COM
AUGUST 4, 2023**

NASHVILLE – The second edition of Music City Football takes a look into the NFL journey for second-year Titans teammates Chig Okonkwo and Sam Okuayinonu, two players with African lineage.

The 11-minute feature, titled "Afrobeat", went live on Thursday night on Tennessee Titans YouTube channel.

WATCH IT: HERE.

There are more than 125 African-born or first-generation players in the NFL, including Okonkwo and Okuayinonu.

At the start of the episode, Okonkwo and Okuayinonu sit down with Director of Player Engagement Chic Ejiasi, whose parents are from Nigeria, for a dinner, and it spawns into a deeper dive into the personal lives of the two Titans.

Okonkwo, a tight end, discussed the impact his father's death had on him at a young age. Okonkwo was just 15 when his father died of a heart attack.

"In the Nigerian culture, I became the man of the house right then, at 15," Okonkwo said. "All I wanted to do was make sure my family was straight. ... When my dad died, it opened my eyes to, Man, the world is real."

Okuayinonu, a native of Liberia, lived in the country until he was 12 years old, when he escaped the country's civil war.

"Growing up in Liberia, it was great," Okuayinonu said. "My mom and my grandmom, my grandmom worked really hard to get us into a comfortable place in Liberia. (Then) in 2003, the civil war broke out in my country, and it was a really tough time. A lot of kids didn't get to see their parents again.

"Me and my mom ended up getting separated during the war, and that was a tough time for me, because my mom is my best friend. She's my everything."

Okuayinonu and his mom reunited after the war. Okuayinonu returned to Liberia in 2021.

Music City Football, which will air exclusively on YouTube, will include roughly four to six stories that will air into the fall.

The premier episode, which debuted in May, featured new Titans General Manager Ran Carthon.

"We have incredible access, and we feel like with that access, there's another level to the layer we can tell," said Surf Melendez, Vice President and Executive Creative Director for the Titans. "We're trying to create a closer connection with our fans, with our team, so they see things they don't normally get to see. We want to be close with our fans."

Also in the works:

-A feature on new Titans linebacker Azeez Al-Shaair and his road to the NFL. A crew went to Tampa, Fla., to visit with Al-Shaair and his mother, showing his long journey, which included a time when he was homeless.

-A feature on Titans fan Colin Jones, a drummer in Circa Waves with a Middle Tennessee connection. Jones, who lives in London, is a big Titans fans who even named his son "Tennessee."

All the episodes will be roughly eight to 12 minutes.

"Every episode has its own story," said Michael Fertig, Producer, Video Content with the Titans. "We're trying to humanize our players, coaches, and members of the organization. We're trying to go beyond the podium, beyond what people see on a Sunday. We're trying to show these are real people with real lives, and they struggle with real things just like everybody else, but they're a part of this great organization."

Subscribe to the Tennessee Titans YouTube and never miss an episode of the Music City Football, presented by SeatGeek.

**TITANS DL KYLE PEKO
DRAWS INSPIRATION
FROM WIFE'S
COURAGEOUS CANCER
FIGHT**

**BY JIM WYATT
TENNESSEETITANS.COM
SEPTEMBER 28, 2023**

NASHVILLE – Before the start of the 2019 season, the countdown was on for defensive lineman Kyle Peko.

Two big events were on the horizon:

-The start of Peko's fourth NFL season, and the birth of Peko's second child.

Then came some sobering news: Peko's wife, Giuliana, had been diagnosed with Hodgkin's Lymphoma.

The cancer diagnosis came not long after daughter Evangeline was born.

"It was a lot for our family," said Peko, who was with the Buffalo Bills at the time. "A lot was weighing on our hearts as far as me going back (to play football) or not."

Doctors discovered two lumps on Giuliana's neck, and she decided to get it checked out. Since her earlier cancer symptoms mirrored those of pregnancy, doctors said Giuliani had been dealing with the cancer in her body for a while without even knowing it. At her diagnosis, she had Stage 3 Hodgkin's Lymphoma, type of cancer that affects the lymphatic system.

The Bills gave Peko some time at the start of training camp to spend time with his wife as she began chemotherapy.

The plan was for 12 rounds of treatments in all.

While Peko questioned whether he should return to football, his wife gave him a pep talk he'll never forget.

"She basically told me: Go and make the team. Go kick ass in camp,

and I'll hold it down here and kick ass during treatments," Peko said with a smile. "And that's what she did."

This week, as players across the NFL pay tribute to those affected by cancer, Peko will have his wife on his mind, as always.

Entering its 15th season, the NFL's Crucial Catch initiative supports the American Cancer Society (ACS) and addresses early detection and risk reduction for multiple types of cancers.

After the 12 rounds of chemotherapy, Giuliana Peko said is wife is now four years cancer-free.

"God is good," he said. "Five years is the official remission time, so praying and hoping to get to that fifth year."

Now in his eighth NFL season, after spending time with the Broncos, Bills, Raiders and Titans, Kyle Peko is still representing his family on football fields. He's paid his dues and stuck with it, despite dealing with adversity along the way, bouncing on and off rosters, and practice squads.

Peko, promoted to the Titans' active roster earlier this month, has played in all three games for the team in 2023. Since initially entering the NFL as an undrafted free agent in 2016, Peko has been waived 15 times in his career.

It turns out perseverance runs in the family.

"People ask, Why do you play?," Peko said. "(My wife) is one of the main reasons, and obviously my kids.

"It's a special week for the league (with Crucial Catch). It is awesome the NFL highlights this weekend for those (who've battled cancer)."

###

**3 THINGS TO KNOW
ABOUT OHIO STATE OL
NICHOLAS PETIT-FRERE,
A TENNESSEE TITANS
THIRD-ROUND PICK**

**BY MIKE ORGAN
THE TENNESSEAN
APRIL 29, 2022**

Ohio State offensive tackle Nicholas Petit-Frere was taken by the Tennessee Titans in the third round with the No. 69 pick of the 2022 NFL Draft on Friday.

Petit-Frere comes from Titans coach Mike Vrabel's alma mater where he got a wealth of experience in his college career.

Here's what to know about Petit-Frere:

As versatile as he is large

Ohio State's Nicholas Petit-Frere addresses media before Maryland game

Petit-Frere is huge at 6-foot-5, 316 pounds and he's also flexible with the ability to play either tackle position on the offensive line.

His wide base gives allows him to cover a lot of space when he moves laterally.

Petit-Frere's footwork is exceptional for his size and the main reason he was used at right and left tackle. He is better at right tackle, which is where he is expected to begin his NFL career.

Lofty expectations

Petit-Frere grew up in grew up in Tampa, Florida, and played football and basketball at Berkeley Preparatory School.

He quickly became a better football player than basketball and developed into one of the nation's top offensive line prospects by the time he was a senior. He was a consensus five-star recruit who also received offers from Alabama, Florida and several other Power

Five programs before choosing Ohio State.

After redshirting his freshman year at Ohio State, Petit-Frere earned the starting right tackle position heading into the 2020 season. He played in 35 games between 2018-21 and started in 20.

Petit-Frere earned All-America first-team honors in 2021 by the Football Writers Association of America and CBS Sports. He was also on the 2021 Outland Trophy Watch List.

Improvement needed

Quarterback Ryan Tannehill was sacked 47 times last season so it's easy to see why the Titans went after an offensive lineman.

The problem, however, is that Petit-Frere was a better run blocker in college than pass protector.

He'll need to work on his pass blocking to become the valuable asset the Titans hope he will become.

###

PHILIPS EAGER TO RETURN AFTER FRUSTRATING ROOKIE SEASON

**BY TERRY MCCORMICK
TITANINSIDER.COM
JULY 29, 2023**

Kyle Philips' rookie season was derailed by a shoulder injury.
TERRY MCCORMICK

Kyle Philips' rookie season didn't go exactly as planned.

The slot receiver started out strong, catching six passes for 66 yards, including one that set up a last-second field goal (missed by Randy Bullock) in the season opener against the New York Giants.

He even added a 46-yard punt return in that game to provide plenty of excitement and hope for Titans fans for the fifth-round pick from UCLA.

From there, Philips' train derailed. He had just two more catches for 12 yards and even muffed a couple of punts before landing on injured reserve after week five with a AC joint problem in his shoulder.

"It was real frustrating. You want to be a part of the team and help the team out. It sucks," Philips said of missing three-fourths of the season." You see your guys going in every day and putting in a lot of work and not being able to do that with them. It kind of eats at you a little bit."

Like so many others on the 2022 Titans, his season was lost to rehab in the trainers room. Philips kept working each week to get back to finish his rookie year, but it didn't happen.

"I didn't really (know I couldn't get back) until the end of the season. Each week I was coming in, trying to get better, trying to get back and I really didn't know until the last game and season was over at that point," he said..

While Philips didn't actually play much as a rookie, it doesn't mean he still feels like one in this camp.

"I wasn't able to play, but I was still able to meet with the coaches, learn offenses, learn defenses, watch a lot of film and seeing how guys run certain routes, certain stems they make and all that stuff, I was able to learn a lot," he said.

Healthy again, and having added a few pounds, Philips is excited for what could be for him this season. He figures to be the team's slot receiver, serving as a chains mover and complement to DeAndre Hopkins and Treylon Burks..

"It feels night and day. Coming in as a rookie, you never know how things are going to go. Having that year under me, knowing what to expect, what these practices are going to be like, it gives me a lot of confidence going into it," Philips said.

He also figures to be a good fit for Tim Kelly's up-tempo offense that features a lot more shorter, quicker throws..

"I feel like Tim has done a great job implementing this offense, putting it in in very great details, so we know what to do and can go out there and play fast," he said.

Saturday's camp action

Quarterback Malik Willis continues to learn and Saturday was no exception. Willis had a pass picked off in team drills when outside linebacker Rashad Weaver dipped back into the passing lanes and corralled the ball well before it reached its intended target.

But Willis showed his growth on the next play. He dialed up a perfect strike about 50 yards downfield to Chris Moore for a touchdown.

"I think that's the life of any player. As an o-lineman, if you lose a rep to a great defensive lineman, you can't come back the next play and not play as hard as you can," Willis said of his redemption.

Willis later had an even better throw to Colton Dowell deep on the left sideline. The ball hit Dowell in the hands, but safety Mike Brown raked it out for an incomplection before he could put it away.

Play of the day

In one-on-ones, Kristian Fulton was draped all over Treylon Burks on a go route, but Ryan Tannehill put the ball in a perfect spot and Burks made a diving catch in the end zone. Also in contention, was Weaver's interception off Willis. Also, had Dowell been able to hold on to Willis' sideline throw in the bucket, that might have been a winner.

Right tackle revolving door

Jamarco Jones and Chris Hubbard alternated reps at right tackle on Saturday, after Jones was out on Friday. Rookie Jaelyn Duncan, who got the first-team reps on Friday, worked with the second team on Saturday.

Inside linebacker battle

The Titans have a battle at inside linebacker to play opposite Azeez Al-Shaair between Monty Rice and Jack Gibbens. Rice got the first-team work on Wednesday and Saturday, while Gibbens worked with the first unit on Friday.

Out of practice

Tight end Josh Whyle has not done anything much beyond stretch the past two days. He was not on the field at all in Wednesday's work.

###

HOW TITANS ROOKIE WR EARNED THE NICKNAME 'THE PROFESSOR'

**BY MICHAEL GALLAGHER
THE NASHVILLE POST
AUGUST 15, 2022**

Thirteen practices into his rookie season, and Tennessee Titans receiver Kyle Philips has already earned a reputation for being deceptively difficult to cover.

But Philips' uncanny ability to seemingly always have the right answer during team meetings has also earned him a nickname from the Titans coaching staff.

"He's a bit of a know-it-all, but that's why I call him 'The Professor' because there's nothing he doesn't know," Titans wide receivers coach Rob Moore said on Monday. "His passion for the game shows up a lot. When you talk to him about it, he really does have a good mind for the game. You can make adjustments [for him] in a quick moment, and he can adjust to it."

Added Philips: "It definitely makes me feel good. But it also puts a little bit of a target on my back. He'll throw some trick questions out there to try and catch me. When he does, he doesn't let me live it down. So, it goes both ways."

From terminology to route running, Philips spends most of his free time breaking down film — of himself, of his teammates and of any receiver who happens to have a highlight reel on YouTube.

"I started [studying receivers] in middle school," Philips admitted, adding he will watch a video on YouTube and say to himself, "I want to try and add that to my game."

Although Tennessee's WR group is relatively young and inexperienced, Robert Woods notwithstanding, Philips disclosed there is plenty to learn from the group of fellow pass catchers.

The Titans have a solid mix of physical, speed and possession receivers. That eclectic mix of size, quickness, strength, route running and elusiveness is what Philips credits for helping him round out his skillset.

"I study every receiver I can," Philips said. "Just being out here, I'd say [I study] a lot of Robert Woods, Mason Kinsey and Nick Westbrook-Ikhine. I like to take an aspect of every little bit of their game — with Robert just how good he is with his hands, Nick his releases, and Mason just how explosive he is in and out of his cuts."

###

WHO IS DILLON RADUNZ AND WHY DID THE TITANS DRAFT HIM IN ROUND 2?

*BY MICHAEL HOGAN
SI.COM
MAY 2, 2021*

The right tackle competition for the Tennessee Titans got much more interesting on day two of the NFL Draft.

A few weeks ago, coach Mike Vrabel, when asked about the position, said there was no predetermined depth chart. Those with a chance to end up on top include free agent Kendall Lamm, the recently re-signed Ty Sambrailo and David Quessenberry.

Dillon Radunz, Tennessee's second-round pick, will add some youth to the battle. While the 6-foot-6, 298-pound North Dakota State product knows he will be the least experienced player compared to the three veterans, but he also has every intention of winning the job. Because that's just who he is.

"I'm always going to want to start. I'm not going to speak it into existence that I won't be (the starter), if that for some reason happens," Radunz said. "I'm always going to be competitive. I'm always going to want teams to win. I'm always going to want my team to win, so I'll push the guys in front of me and make sure they're on their P's and Q's about that. It's going to be a competitive atmosphere."

What to know about the newest candidate to be the Titans' right tackle:

He prides himself on versatility. A few days before the NFL Draft, ESPN's Jeremy Fowler reported that Radunz's stock was rising because some people around the league believed he could play all five offensive line spots.

Radunz said he focused on making himself versatile throughout the draft process. That will be important

because he primarily played left tackle in college. He will be shuffling over to the other side in the NFL, at least early on, and may also be expected to play other positions.

"I've been working on it in the offseason, doing drills and stuff with the right tackle if that is the position they want me to be at," he said. "So, I've been working on both sides of the ball, switching up my stance like that, so that is probably the biggest challenge and then making sure everything you're dotting your I's and crossing your T's when you switch over."

He has plenty of experience with NFL players and coaches. Leading up to the NFL Draft, Radunz trained with one of the best offensive tackles in recent league history, Joe Staley, the former San Francisco 49er who made six Pro Bowl appearances and made the Pro Football Hall of Fame All-2010s team. He has also worked with former NFL offensive line coach Paul Alexander.

"I flew out to California immediately after that game, went to train with Joe Staley, ex-49er, future Hall of Famer, so he was super good in my development," Radunz said "He was a huge testament to that, so shout out to him. I did that a lot with previous NFL players. I worked out with Paul Alexander. He was a previous NFL coach."

And of course, he has played with some NFL players at NDSU, including the No. 3 overall pick in this year's draft, quarterback Trey Lance, and 2016 No. 1 overall pick, quarterback Carson Wentz.

He feels like his stock rose at Senior Bowl. Radunz played in just two games in the past several months due to COVID-19, and only one of those was for the NDSU Bison due to COVID-19. The other was at the Reese's Senior Bowl, where he was named player of the week after a strong showing throughout.

"You can always lift weights, stuff like that, but there's something

different about hitting guys," he said. "So, being able to just hit pads, being able to train with other offensive linemen, they understand the physicality of the game, so having them hold pads for you and stuff. It's been difficult, but at the same time, I think I did a good job at it. Things showed at the Senior Bowl, and we'll continue to do that through OTAs and rookie minicamp."

Titans general manager Jon Robinson agreed.

"Their season was shortened obviously. That Senior Bowl exposure was really good for him to go against some of the best of the best in college football," Robinson said. "Got a chance to spend some time down there with him, get to know him. He's about what we're about, you know, football-wise and makeup and commitment to being a good football player."

He's durable. After redshirting as a freshman, he entered the 2017 season with a much large role. However, he tore his ACL after playing 15 snaps in NDSU's season-opener the following season and went on to miss the entire season.

After that, though, he went on to start 32 consecutive games for the Bison. He enters the NFL about as healthy as could be.

"My body is super fresh," he said. "I literally have no injuries at all, no nicks and bruises. I was able to gain a lot of strength too through that because I wasn't playing in the season, so my body's in tip-top shape. It's just a matter of getting back into or I should say coasting into that football shape that I was talking about since I haven't played football, but I'd say there's a lot of positives about only playing one game."

###

**FORMER JAMES
CLEMENS STANDOUT
MONTY RICE HOSTS
FIRST FOOTBALL CAMP**

***BY GEORGIA CHAMBERS
WAFF
JUNE 10, 2023***

with people you might not like all the time, teaches you teamwork, teaches you discipline,” Rice said. “When coach says foot behind the line, it’s foot behind the line, and those life skills go a long way.”

###

MADISON, Ala. (WAFF) - Tennessee Titans linebacker and former James Clemens standout Monty Rice was putting kids to work on Saturday for his first youth football camp.

Rice, alongside his peers and James Clemens Head Coach Chad McGehee, ran kids through a workout on the Jets turf field, complete with various football drills and conditioning. This was Rice’s first football camp for his hometown community, but he says it won’t be his last. He wants these kids to understand anything is possible with the right mindset, coupled with hard work.

“I think it’s huge to have people that lived in the same area that you did, grew up in the same area you did, and they doing something that you want to do,” Rice said. “That just let the kids know that, ‘Hey if Monty Rice can do it, I can do it.’ That’s just the example I want to set. I used to have teachers when I was young, they were like, ‘Only the one percent make it,’ and I’m like, ‘Why can’t I be the one percent?’ And that’s the same thing for these kids. Y’all can be the one percent if you choose to.”

Kids of all ages participated in the camp, but Rice didn’t take it easy on any of the campers. He says coaches held him to a certain standard, so he wanted to do the same for all those who participated.

“I’m not going to let them cheat the game because the coaches that I had, Coach [Kirby] Smart, coaches at James Clemens... They didn’t let us cheat it when we was here, so I just want to show them like, ‘Hey, football taught me more than any school or any teacher could teach me.’ It teaches you how to work

**CHILDHOOD TITANS FAN
MONTY RICE NOW
WANTS TO MAKE A NAME
FOR HIMSELF WITH
TEAM**

**BY JIM WYATT
TENNESSEE TITANS
MAY 24, 2021**

NASHVILLE – Monty Rice remembers his first Titans game well.

A native of Huntsville, Alabama, Rice was just 10 years old in 2009, when he traveled to Nashville with a friend. Nissan Stadium was called LP Field back then, and Rice was decked out in a Titans jersey.

"Peyton Manning lit the Titans up on Sunday Night Football," said Rice, who was picked by the Titans in the third round of the 2021 NFL Draft. "That was my first game. ... Was I upset? Nah, I was just happy to be there."

A month later, Rice was back at the stadium for a more memorable game.

This one turned out better for the Titans.

"The game against the Cardinals," Rice said. "When Vince Young threw the touchdown pass (to Kenny Britt to cap a 99-yard drive to win in). I remember the stadium went nuts. I was like, 'Damn, this is crazy.'"

Fast forward to now, and it almost seems surreal.

Rice, an inside linebacker who played in college at the University of Georgia, is now a Titan himself.

He just wrapped up his first full week of practice, which started with the rookie minicamp last weekend. This week he'll take the field with veterans during organized team activities as his NFL career gets under way.

Rice, who said his favorite Titans growing up were Keith Bulluck,

Chris Johnson, Cortland Finnegan and Kyle Vanden Bosch, estimates he attended roughly 8-10 Titans games as a youngster. He used to wear a No.9 Steve McNair jersey, or Vince Young's No.10.

Now, he wants to make a name for himself.

"Keith Bulluck, he just played the right way," Rice said. "He played with a chip on his shoulder on every snap, and that's kind of how I carry myself."

A 6-foot, 233-pounder, Rice was picked by the Titans with the 92nd overall pick.

Rice was one of five finalists for the Butkus Award, which recognizes the nation's best linebacker, in 2020. He was a starter at LB in eight of 10 games, when he was in on 49 tackles, and four tackles for a loss.

Rice started all 14 games for the Bulldogs in 2019, when he racked up 89 tackles, and three tackles for a loss. Rice was second team All-SEC in 2019, when he was the co-winner of the Vince Dooley Defensive MVP. He earned first team All-SEC accolades in 2020.

Rice said he feels fortunate to be in the NFL.

In time, he hopes to make a name for himself.

"It is a blessing to be able to put on an NFL helmet," he said. "Playing in the NFL was my childhood dream since I was nine years old.

"Now that I'm here, I'm going to work, and try to do whatever I can to help the team win. And hopefully I can leave a positive impact on everybody I come across. That's how I was raised."

###

**TITANS TE KEVIN RADER
MANAGES DIABETES
LIKE A PRO, AND HE
HOPES TO INSPIRE
OTHERS WHILE
BRINGING ATTENTION
TO JDRF AS PART OF 'MY
CAUSE, MY CLEATS'
CAMPAIGN**

**BY JIM WYATT
TENNESSEETITANS.COM
DECEMBER 01, 2022**

NASHVILLE – Kevin Rader was a freshman in high school when he was first diagnosed with Type 1 diabetes.

It was a shock to the system, leaving him with many unknowns.

Reality hit when doctors checked his blood sugar, and it was 786.

"I lost 30 pounds in 3 or 4 days," said the Titans tight end. "No one in my family ever had diabetes, so no one knew what was wrong with me. It wasn't easy at first – it was definitely a learning curve for me. But you adjust. And now, I think I manage it great."

Rader, in his first season with the Titans after playing the previous two seasons with the Steelers, now wants to do his part to help bring awareness to the disease while encouraging others.

As part of the NFL's 'My Cause, My Cleats' campaign, Rader plans to wear cleats that bring attention to JDRF (Juvenile Diabetes Research Foundation). The words "Improving Lives Curing Type 1 Diabetes" also decorate the colorful shoes.

The annual 'My Cause, My Cleats' initiative empowers players to showcase their commitment to the causes they support through creative artwork and custom designs on their game cleats.

Rader is among a group of roughly 16-18 Titans who plan to take part in the initiative, starting on Sunday against the Eagles and then again next week against the Jaguars.

Rader said he plans to auction off the cleats at some point to raise money for JDRF.

"I want to bring awareness," said Rader, who has played in eight of the team's 11 games this season after being promoted from the practice squad in September. "The biggest thing (I tell young people) is: 'Don't take no for an answer. Some people think when you get diabetes you can't do things, but it's like any other adversity, you can overcome it.'"

Type 1 diabetes is often diagnosed in children and young adults but can occur at any age. Since the immune system destroys the body's ability to produce insulin, those with the disease are required to take shots or use an insulin pump, in addition to regularly monitoring their blood sugar.

Rader, who is 27, regularly takes shots to keep his blood sugars in check.

Rader, who has worked at tight end, fullback and on special teams this season, said he takes six to eight injections of insulin a day, depending on his activity. He wears a FreeStyle Libre glucose monitoring system on his upper leg that lets him know his blood sugars, and it helps him deal with the highs and lows.

Rader said he also leans on Titans nutrition coordinator Lauren Silvio to help him with his blood sugars, and his diet is important, he said.

"In games (my blood sugar) goes high because the adrenalin spikes the sugars," Rader said. "(As for my diet), it was a learning curve at first, but once you understand carbs, and what foods make you spike quick vs. late, like pasta versus a normal chicken dish, things like that, it's pretty easy to manage."

Rader said teammates are sometimes curious when they see him checking his blood sugars or taking injections.

"Usually when someone finds out they are shocked I'm a diabetic," he said. "And then I tell them, and they're like, What? And they'll see the sensor on my leg and it will start a conversation."

Rader, a Pittsburgh native who played in college at Youngstown State and initially signed with the Packers as an undrafted free agent back in 2018, is happy to spread the word about how he deals with diabetes because it allows him to encourage others.

When Rader was with the Steelers, he talked with kids through JDRF about his personal experiences with diabetes.

"I was a walk-on in college, and I had to overcome that," Rader said at the time. "Same thing, undrafted going into the NFL. Really diabetes, as long as you manage it, take ownership and make it part of your lifestyle, it won't hold you back at all."

###

**TITANS DL JEFFERY
SIMMONS NAMED WEEK
12 NFLPA COMMUNITY
MVP**

**BY JIM WYATT
TENNESSEETITANS.COM
NOVEMBER 24, 2023**

NASHVILLE – Titans defensive lineman Jeffery Simmons has been named the Week 12 NFLPA Community MVP after providing turkeys to more than 500 Nashville families for the Thanksgiving holiday.

"The Bible says in Luke 12:48 that 'To whom much is given, much will be required.' Growing up in Noxubee County, Mississippi, I watched my mother make countless sacrifices for me and my four siblings, especially during the holidays," Simmons said in a release provided by NFLPA. "Knowing that God has put me in a position to be a blessing to others means the world to me, and I realize there is still so much work for me to do in the community. I want to sincerely thank everyone for helping with the Give Em A Reason Foundation Turkey Distribution."

Coach Mike Vrabel gave Simmons permission to leave Tuesday's walkthrough early so he could attend an event for his Give Em A Reason Foundation, and cars lined up outside of Nissan Stadium for the drive-thru turkey delivery.

Simmons partnered with Kroger to help feed families for the holidays.

"Being able to give back to the community means so much to me," Simmons said earlier this week. "This is a time of giving, and being in the position I am today ... I always think about how I am thankful to play the game of football. I'm thankful to be able to give back to the community. I think, around this time, maybe someone didn't have the money, or whatever it might be, to buy a turkey? I think about those things."

Following the event, Second Harvest Food Bank of Middle Tennessee, FrankTown Open Hearts, and other local nonprofit organizations were able to use and distribute the remaining turkeys to additional recipients who were unable to attend.

"Just the excitement on their faces," Simmons said. "All the 'thank you's', the 'thank you for what you do for the community.' That's what it is all about. I don't look for the publicity on the outside, I do it because that is my heart. I do it for my community. ... It meant a lot to be out there."

In honor of Simmons being named this week's Community MVP, the NFLPA is making a \$10,000 contribution to his foundation or charity of choice. In turn, Simmons will take part in a virtual or in-person visit to a school or children's hospital. Along with the other 2023-24 Community MVPs, he will also become eligible for this year's Alan Page Community Award, which is the highest honor that the NFLPA can bestow upon a player.

Now in its 10th season, the Community MVP campaign is part of the NFLPA's continued efforts to support the year-round, civic outreach and engagement of its player members. Please visit the NFLPA Community MVP website to learn more about the program.

2023-24 NFLPA Community MVP winners:

Week 1: Alexander Mattison, Minnesota Vikings

Week 2: Bijan Robinson, Atlanta Falcons

Week 3: Justin Hardee, New York Jets

Week 4: Frank Ragnow, Detroit Lions

Week 5: Arik Armstead, San Francisco 49ers

Week 6: Emmanuel Ogbah, Miami Dolphins

Week 7: Calais Campbell, Atlanta Falcons

Week 8: Cam Heyward, Pittsburgh Steelers

Week 9: Kayvon Thibodeaux, New York Giants

Week 10: Saquon Barkley, New York Giants

Week 11: Jalen Pitre, Houston Texans

Week 12: Jeffery Simmons, Tennessee Titans

Coach Mike Vrabel gave Simmons permission to leave Tuesday's walkthrough early so he could attend an event for his Give Em A Reason Foundation.

Cars lined up outside of Nissan Stadium for the drive-thru event.

Simmons partnered with Kroger to help feed families for the holidays.

"Being able to give back to the community means so much to me," Simmons said earlier this week. "This is a time of giving, and being in the position I am today ... I always think about how I am thankful to play the game of football. I'm thankful to be able to give back to the community. I think, around this time, maybe someone didn't have the money, or whatever it might be, to buy a turkey? I think about those things."

Following the event, Second Harvest Food Bank of Middle Tennessee, FrankTown Open Hearts, and other local nonprofit organizations were able to use and distribute the remaining turkeys to additional recipients who were unable to attend.

"Just the excitement on their faces," Simmons said. "All the 'thank you's', the 'thank you for what you do for the community.' That's what it is all about. I don't look for the publicity on the outside, I do it because that is my heart. I do it for my community. ... It meant a lot to be out there."

###

In honor of Simmons being named this week's Community MVP, the NFLPA is making a \$10,000 contribution to his foundation or charity of choice. In turn, Simmons will take part in a virtual or in-person visit to a school or children's hospital. Along with the other 2023-24 Community MVPs, he will also become eligible for this year's Alan Page Community Award, which is the highest honor that the NFLPA can bestow upon a player.

Now in its 10th season, the Community MVP campaign is part of the NFLPA's continued efforts to support the year-round, civic outreach and engagement of its player members. Please visit the NFLPA Community MVP website to learn more about the program.

2023-24 NFLPA Community MVP winners:

Week 1: Alexander Mattison, Minnesota Vikings

Week 2: Bijan Robinson, Atlanta Falcons

Week 3: Justin Hardee, New York Jets

Week 4: Frank Ragnow, Detroit Lions

Week 5: Arik Armstead, San Francisco 49ers

Week 6: Emmanuel Ogbah, Miami Dolphins

Week 7: Calais Campbell, Atlanta Falcons

Week 8: Cam Heyward, Pittsburgh Steelers

Week 9: Kayvon Thibodeaux, New York Giants

Week 10: Saquon Barkley, New York Giants

Week 11: Jalen Pitre, Houston Texans

Week 12: Jeffery Simmons, Tennessee Titans

HOW TITANS' SIMMONS SAW FOOTBALL AS LIFE- CHANGING OPPORTUNITY

**BY TURRON DAVENPORT
ESPN.COM
OCTOBER 18, 2023**

NASHVILLE, Tenn. -- The bye week couldn't have come at a better time for the Tennessee Titans.

A frustrating 24-16 loss to the Baltimore Ravens pushed the Titans (2-4) to the bottom of the division, causing team captain Jeffery Simmons to suggest his teammates do some soul-searching.

"We need to figure out the guys that want to be out there," the defensive tackle said. "We need to reevaluate our team and figure out who wants to play football for the Titans."

The pain shows on Simmons' face after every loss.

It's from the competitive spirit he developed from going against his older brother, Dylan Bradley, whose NFL aspirations were cut short due to injuries. They competed in everything from tackling drills to video games and more.

"He used to be so competitive," Simmons said. "I used to be mad at him. We used to fight each other every time he beat me."

During position meetings, Titans defensive line coach Terrell Williams pulls up clips of Simmons hustling to the football even when the play isn't near him as an example of how he wants the other players to compete.

"There's nothing better than showing guys that are at [Simmons'] status and still play hard," Williams said. "Not every Pro Bowler is running to the ball the way he is. If Jeff Simmons can run to the ball, the rest of the guys better get going, too."

Simmons and Bradley are only two years apart, so Simmons had to wait

his turn to start playing when he was watching his big brother play at 5. The two used to practice tackling by putting their pads on so they could hit each other and by hitting a tree in their backyard.

"Tough" is how Simmons described it.

Bradley said he knew his little brother was built different when he had tigtrope ankle surgery during his senior year in high school. The procedure normally has a four-to-six-week recovery time, but Simmons came back to play two weeks later.

As the oldest of five siblings (three sisters and Simmons), Bradley had to be "the man of the house." He quickly saw football as a way that he could make things better.

"Football gave me the opportunity to change my life and my family's life," Bradley said. "So, I had to put all my energy into football."

Simmons took on the same belief from a young age. Growing up they always talked about being able to make things better for the family.

That's why Simmons was emotional during his press conference after he signed a four-year, \$94 million contract extension, making Simmons the second-highest paid defensive tackle in the NFL -- behind only the Los Angeles Rams' Aaron Donald. Simmons came a long way from when he had to share the bed with his brother.

"Every day I wake up and think about those hard times and how my mother didn't feel like it," Simmons said as he fought through tears. "Sometimes, I'll be like 'I'm hurt' and think about my mom. My family, that's my motivation."

Tennessee Titans defensive tackle Jeffery Simmons is hoping for a reset after the team's bye in Week 7. Peter van den Berg/USA TODAY Sports

Their uncle, Jason Hatcher, played defensive line for the Dallas

Cowboys. Having played the same position, Simmons and Bradley wanted to follow in their uncle's footsteps.

Simmons remembers going to his uncle's house in Dallas and seeing the things that football provided.

"It was like me being around that made me love the game more because I know my uncle also came from a small town [in Louisiana]," Simmons said. "That motivated me, just knowing that I could do the same thing."

Meeting his uncle's teammate, Hall of Famer Demarcus Ware, was a huge moment for Bradley to push for the NFL.

Simmons was a freshman on the football team at Noxubee County High School in Mississippi when Bradley was starring on the team as a senior.

Ole Miss and Mississippi State recruited Bradley in high school, but he chose to play at Southern Miss from 2013 to 2016.

Bradley signed with the Minnesota Vikings as an undrafted free agent in 2017, but he was waived during the final roster cuts and re-signed to the practice squad. He had a good chance to make the roster in 2018, but an ankle and knee injury ended his dreams.

As for Simmons, he would also become a standout for Noxubee County before suiting up for Mississippi State, where he'd go on to be an All-American from 2016 to 2018.

Although it wasn't career-ending, Simmons had a devastating injury in February 2019 before the scouting combine. He thought he just hyperextended his knee, but Hatcher, who served as a pre-draft mentor, had to break the news he got from Simmons' trainer, Tony Villani of XPE Sports, that the injury was actually a torn ACL, according to Simmons.

Simmons told ESPN he called Bradley in tears and told him he considered going back to Mississippi State. Before the injury, Simmons was projected to be a top-10 pick.

But Bradley promised things would work out.

"You're the best defensive tackle in the draft," Bradley said. "You'll get picked in the first round."

The injury gave the brothers the opportunity to lean on one another as the draft approached and spend some time together.

Simmons almost joined the Vikings like his brother, as Minnesota considered taking him at No. 18. but they took center Garrett Bradbury instead.

The Titans gave Simmons the call of his life when they were on the clock at No. 19. The two brothers, who were wearing matching outfits, embraced as soon as Simmons got off the phone. They were on their way to Nashville.

Bradley worked for a framing company when he first got to the city. He got into training when the COVID-19 pandemic hit in 2020, first by helping his sister lose a significant amount of weight through workouts they did in Simmons' garage.

Bradley got the certification to be a trainer soon after that, which led to an offer to work at a sports training facility called D1 that opened in Spring Hill, Tennessee -- where he is now the head strength and conditioning coach.

Simmons approached Bradley last winter about being his trainer after he decided to stay in Nashville to train during the offseason. Bradley was honored to train his younger brother along with former Titans' and current Buffalo Bills defensive lineman DaQuan Jones.

"I could tell training is his passion," Simmons said. "This past offseason, I'm like, 'I'm going to give you a

chance.' He did a hell of a job with that, helped me get stronger as well."

He was coming off a season where he had to push through an ankle injury for most of it. Simmons told ESPN he had to get shots in the ankle over the last eight weeks just to be able to play.

The emotions came spilling out after a loss to the Jacksonville Jaguars in Week 18, which made the Titans miss the playoffs, when Simmons was asked about playing through his injuries.

That loss also marked the first time that Simmons would miss the playoffs.

"As his older brother, I was like, 'Don't let them see you cry,'" Bradley said. "But that's him allowing himself to be vulnerable and showing his passion. If everyone on a given team had that much passion about football that team wouldn't lose."

With Simmons' passion comes belief. In himself and his team, and though the Titans haven't gotten off to the start they would have wanted, Simmons believes things can turn around.

"We have a long season ahead," Simmons said. "We have a bye week, and hopefully guys get healthy, hit that reset button and come back ready to roll."

Their next shot to start to turn the season around comes Week 8 when they host the Atlanta Falcons on Oct. 29 (1 p.m. ET, CBS).

###

**KEY TO CITY PRESENTED
JEFFERY SIMMONS
DURING FUN DAY**

**BY GRANT MCLAUGHLIN
DISPATCH
JULY 5, 2023**

Key to city presented Jeffery Simmons during 'fun day'

Mayor of Macon Buz McGuire hands Tennessee Titans and former Noxubee County High school football player Jeffery Simmons the key to the city Saturday at the Jeffery Simmons Fun Day celebration at the Noxubee County Sportsplex. Since joining the Titans in 2019, Simmons has donated free meals to electrical workers after a severe storm in 2021 and donated \$50,000 to renovate athletic facilities at NCHS in 2022. Simmons said he put on the event to continue giving back to his hometown. (Grant McLaughlin/Dispatch Staff)

MACON – When Macon resident William Mitchell was looking for something to do with his daughter, Rachel, this weekend, he wasn't sure what would shake out.

After hearing that Tennessee Titan Defensive End and former Noxubee County High School football player Jeffery Simmons was hosting a community fun day, he knew just what to do.

"I watched (Simmons) play all four years of high school football," Mitchell said. "We were just at home and I really wanted to bring her out to this, and because she loves water games."

William and Rachel Mitchell, 6, eat snow cones Saturday at the Jeffery Simmons Fun Day celebration at the Noxubee County Sportsplex. Mitchell was one of about 3,000 to attend the Tennessee Titan's holiday celebration, featuring local food vendors, music and games for kids. At the event, Macon Mayor Buz McGuire presented Simmons with a key to the city to thank him for his philanthropic efforts in the

area since joining the NFL in 2019. (Grant McLaughlin/Dispatch Staff)

Mitchell was one of around 3,000 people who signed up to attend the Jeffery Simmons Fun Day event at the Noxubee County Sportsplex, featuring local food vendors, music and games for children, as well as a firework show that evening, Simmons said.

Simmons told The Dispatch he wanted to come home and host an event to pay homage to his hometown of Macon and bring people out for the Fourth of July holiday.

"(Events like this) motivate me," Simmons said. "This is where I started from. I am going to help people from all over, but right here in Noxubee County is what made me. I wanted to bring something back to where I came from."

Mayor of Macon, Buz McGuire, said the city provided fireworks for the event, and also presented Simmons a key to the city for his philanthropic efforts in Noxubee County.

"For me, the most important thing is he's willing to give back to his community," McGuire said. "I know he's done some work at (Noxubee County High School), and now he's putting on this day. I'm sure there'll be other things in the future too."

In 2021, Simmons provided free meals to Macon Electric workers and 4-County Electric Power Association linemen for their work following a severe winter storm, and funded a \$50,000 renovation project for NCHS to revitalize its field house and weight room in 2022.

Simmons also donated \$75,000 to the Starkville Parks and Recreation Department that same year to build a turf field at the Starkville Sportsplex.

Simmons said he plans to continue making trips back home to work with local high school students and put on more events, but could not

comment on the nature of those future endeavors.

"Everything is not set in stone," he said. "I don't want to speak on anything just yet right now. But we want to grow this city. We don't have a lot here. So, I think that's where it starts."

Another attendee, Johnathan Morris, said he brought his whole family out to the event to support Simmons, but also to see the firework show and enjoy the holiday as a family.

"I'm a big fan of Tennessee Titan Jeffery Simmons, and we came out to support (him)," Morris said. "But it's also pretty nice because it has a lot of stuff for the kids."

###

**FOUR YEARS LATER,
TITANS DT JEFFERY
SIMMONS STILL BUOYED
BY CONTROLLING
OWNER AMY ADAMS
STRUNK'S TRUST IN HIM**

**BY JIM WYATT
TITANS ONLINE
APRIL 14, 2023**

NASHVILLE – Four years ago, after being selected by the Titans in the first round of the 2019 NFL Draft, an emotional Jeffery Simmons vowed to reward controlling owner Amy Adams Strunk for having faith in him.

Simmons, sitting two seats down from Strunk at his introductory press conference, tucked his head and shed tears when Strunk spoke about her trust in him while welcoming him into the organization.

Simmons, who was recovering from an ACL injury at the time, had faced questions following an off-field incident he was involved in back in high school. The well-publicized incident resulted in heavy scrutiny over the pick, but Strunk spoke about second chances, and her faith in Simmons.

"Coming from a woman," Simmons, fighting back tears, said of Strunk at the time. "I'll tell her in front of you guys that she can trust me. I won't let her down."

Strunk was involved in the process that led to the Titans selecting Simmons.

"We are getting a great football player, that goes without saying, but we are getting a great man," Strunk said in April of 2019. "We are a nation that gives second chances, and this young man, Jeffery Simmons, he deserved that second chance."

On Wednesday, the Titans officially awarded Simmons with a second contract.

The big defensive lineman signed his long-term contract extension before another emotional press conference when he once again thanked Strunk for believing in him.

Simmons said he exchanged texts with Strunk after the two sides agreed to terms.

"From day one I told Miss Amy that I would never let her down," Simmons said. "I texted Miss Amy after we came to an agreement, and I told her how much I appreciated her trusting in me from day one. What she sent back to me, she told me: 'You promised me that you would never let me down and you haven't.' And that right there, it hit something inside.

"To have a female owner, a lady owner, in the NFL to trust in you so much, from the adversity I went through on my journey to get here, it means so much to me. Miss Amy, I appreciate you so much."

Simmons has held up his end of the bargain since the Titans selected him with the 19th overall pick on the 2019 NFL Draft out of Mississippi State.

Simmons has been named to two Pro Bowls in four years, and since joining the Titans he ranks second on the team with 21 sacks, trailing only outside linebacker Harold Landry III (26.5). His career totals also include 196 tackles, 19 passes defended, two forced fumbles and three fumble recoveries.

After missing the first six games of his rookie season due to a pre-draft injury, Simmons played in 56 of the team's last 60 games (54 starts). He was a team captain in each of the last two campaigns.

Simmons said he's grown on and off the field over the past four years.

"I know for a fact I have grown," Simmons said. "If you don't grow, especially as a player in this league. From year one, I am going into year five now, I don't think I'd be standing at this podium right now.

"As a man, I try to be better than I was. That's been my motto forever: Be better than I was yesterday, on the field and off the field. Of course, I feel like I have grown as a man, and as a player."

###

ON HIS BIG DAY, TITANS DT JEFFERY SIMMONS IS SMILING THROUGH THE TEARS

**BY JIM WYATT
TITANS ONLINE
APRIL 13, 2023**

NASHVILLE – Jeffery Simmons had a lot of things on his mind when he stepped up to the podium on Wednesday.

Among his thoughts: "I'm going to try not to cry today."

Then the big defensive lineman looked at his mother, and the tears started streaming down his cheeks. At one point he paused for 12 seconds before gathering himself.

"My mom, single parent," Simmons said. "Just to see the journey we have been on as a family. It's crazy," Simmons said. "I think, man, from house to house, apartment to apartment. Sharing a bed with my brother. Now, we're good. ... It's generational wealth, as we call it. It's who I do it for. Every day I wake up, I think about those hard times where I know my mom didn't feel like it. Sometimes I am hurting, but I think about my mom, having raised five kids on her own. For me to say, I don't want to do this. That's my motivation, my family."

Titans General Manager Ran Carthon, Coach Mike Vrabel and a big group of family members were on hand at Ascension Saint Thomas Sports Park on Wednesday for a press conference celebrating the long-term contract extension Simmons signed earlier in the day.

At the conclusion of the press conference, Simmons talked more about his mother, Brenda Bradley, and his upbringing.

Simmons said his mission since first stepping on the football field as a five-year-old – when he used to put on his shoulder pads and hit a big pear tree in the backyard – has always been to make his family proud.

And give them a better life.

"I didn't want to make too much eye contact with my mom today because I knew she'd be there crying, and then I'd cry, too," Simmons said with a smile. "But to think about that upbringing, and all the adversity we've been through. ... I know she is proud of me."

Simmons said the family moved six or seven times when he was younger, including a move from Louisiana to Mississippi.

At most places, Simmons shared room with brother, and his two sisters also shared room. Simmons said his mom adopted his uncle's daughter, a cousin, who he also calls a sister.

With a household of five kids, Brenda Bradley had to work all kinds of jobs, from working at a convenience store to working at a prison. She did everything she could to make ends meet, Simmons said.

"But she never missed a birthday," Simmons said.

Simmons said he pulled weeds as a kid to make extra money, to keep her from having to pay for his football uniforms.

Not too long after signing his first NFL contract with the Titans in 2019, Simmons bought his mom a house in Spring Hill, Tennessee, so she could be close.

Now, after signing a mammoth deal with the Titans, the two-time Pro Bowler knows his family will be taken care of for years and years and years to come.

He's also now finally ready to reward himself – he plans to buy a new home, perhaps with a pool.

"I never picture myself wearing another color than two-tone blue, other than a gold jacket," Simmons said. "This is a great day. I hope I retire here, and I hope I can make this franchise happy."

###

IT'S BIGGER THAN FOOTBALL': TITANS' JEFFERY SIMMONS SPENDS WEEK GIVING BACK IN MISSISSIPPI

**BY STEFAN KRAJISNIK
THE TENNESSEAN -
MISSISSIPPI CLARION
LEDGER
JULY 9, 2022**

STARKVILLE – Before he was an All-Pro and All-SEC defensive tackle, Tennessee Titans star Jeffery Simmons was a manager for his high school football team.

Simmons was in middle school but served as a varsity football manager when he walked through the weight room at Noxubee County High School and saw the rusty weights and bent bars.

It's a sight that stuck with him, particularly as he saw opponents such as West Point with better equipment to help build a "winning culture."

So Simmons made a promise. He wasn't a 6-foot-4, 300-pound menace yet, but his potential had always been apparent as a five-star prospect. Once he made it to the NFL, Simmons said, he'd ensure future Noxubee County athletes had access to better equipment.

The former Mississippi State standout fulfilled the promise Thursday as he stood outside newly named and renovated Jeffery B. Simmons Field House. The only thing more eye-popping than the shiny oversized scissors used in the ribbon cutting was his neon yellow shorts suit.

"I cannot really show my appreciation for Noxubee County enough," Simmons said.

Simmons' time in high school wasn't always as successful as his football career. As a senior in 2016, he was found guilty of malicious mischief and pleaded no contest to a simple assault charge. It came after he was helping break up a fight

between his sister and another woman. Simmons was shown on video striking the woman before walking away.

Simmons said the donations and work he does for his high school are not an attempt to cover up for what happened.

"I moved on from all that," Simmons said. "I don't even talk about it anymore. I don't live in the past. My thing is, what I'm doing now is to make sure my name, my brand — the Jeffery Simmons brand — will leave a legacy not just for me but for my kids and their future.

"That's my biggest thing. I have nephews, nieces. What can I do to make sure they're good in their future and make sure they don't have to live off that — live off something that happened 20 years ago, 30 years ago."

NCHS athletics director Karen Dixon — who has known Simmons since he was in her fourth-grade class — says once the school was informed of Simmons' plan with the weight room, it was their idea to name the field house after him.

The unveiling in Macon, Mississippi, was only the start of an eventful week back home for Simmons. He made the short trek Friday to Starkville, where he signed a \$75,000 check for Starkville Parks and Recreation toward a new turf field at the Starkville Sportsplex.

The field was also named in his honor and was used through the weekend for his third annual youth camp.

"It's bigger than football," Simmons said Saturday. "It's not all about just these young kids seeing us play on Thursdays, Monday nights and Sundays. These kids matter. The town of Starkville matters. The town of Macon matters."

Tennessee Titans defensive lineman Jeffery Simmons reacts after a play in the first half against the

Cincinnati Bengals at Nissan Stadium.

Simmons was joined at his camp by NFL players Elgton Jenkins, Tyre Phillips, J.T. Gray and Gerri Green, among others. The group remains tight-knit as their careers have shifted away from Mississippi, and Simmons says there is never hesitation when they ask each other to help with events such as youth camps.

Mississippi State quarterback Will Rogers also received an invitation from Simmons. He remembers the angst of being a kid at a youth camp with successful football players around. Now he notes the commitment that comes with being on the adult side.

"They're pros, for sure," Rogers said. "The way they conduct themselves — not only on the field but also coming back and doing things like this for the community. Helping people that don't have as much ... It's humbling to see and definitely something I'm going to learn from."

###

**TENNESSEE TITANS
DRAFT PICK PETER
SKORONSKI'S
GRANDFATHER PLAYED
FOR VINCE LOMBARDI:
WHAT ELSE TO KNOW**

**BY MIKE ORGAN
THE TENNESSEAN
APRIL 28, 2023**

The Tennessee Titans selected former Northwestern offensive tackle Peter Skoronski with the 11th pick in the first round of the 2023 NFL Draft Thursday.

Skoronski was the third offensive lineman taken in the draft behind Ohio State's Paris Johnson Jr. to Arizona and Tennessee's Darnell Wright to Chicago.

Here are three things to know about Skoronski:

Grandfather played for Vince Lombardi

Skoronski's grandfather Bob Skoronski was an offensive tackle for the Green Bay Packers when Vince Lombardi was building a dynasty. He spent nine seasons with the franchise.

He was a rookie in 1956, spent two years in the U.S. Air Force, and returned to Green Bay from 1959-68.

Bob Skoronski, 84, played in two Super Bowls, was an All-Pro in 1966 and is in the Green Bay Packers Hall of Fame.

Peter Skoronski tweeted earlier Thursday that his grandfather served as his inspiration to make it to the NFL.

Nation's best pass blocker

Skoronski finished the 2022 season with Pro Football Focus' highest pass-blocking grade in the country at 93.0. That also is one of the highest ratings of all time.

The 6-foot-4, 315 pounder allowed only six pressures on 480 pass-blocking snaps.

Skoronski posted a 79.1 run-blocking grade, which was fifth among Power 5 offensive tackles.

Skoronski was Northwestern's first offensive lineman to earn the Rimington-Pace Big Ten Offensive Lineman of the Year. He also became only the third Wildcat offensive lineman to earn two All-Big Ten first team awards under Pat Fitzgerald.

He was a finalist for the 2022 Outland Trophy.

Didn't translate

Even with Skoronski anchoring the line, Northwestern was not among the top offensive teams in the Big 10.

The Wildcats finished 10th in the Big Ten and 94th nationally in passing (210.3 yards) and ninth in the Big Ten and 98th nationally in rushing (125.1 yards).

Northwestern scored only 10 passing touchdowns and 11 rushing.

###

**FOR TENNESSEE TITANS
1ST-ROUNDER PETER
SKORONSKI, CHICAGO
HOMECOMING COMES
WITH BIG CHANGE**

**BY NICK SUSS
NASHVILLE TENNESSEAN
AUGUST 11, 2023**

Peter Skoronski isn't at the position he's used to, and isn't in the position to complain about it.

Skoronski's been starting at left guard for the Tennessee Titans since the day he arrived in Nashville after the Titans made him the No. 11 pick in the 2023 NFL Draft. The only problem? Skoronski isn't a guard. Never has been. He was an All-America left tackle at Northwestern and a five-star recruit as a left tackle before that.

He's always played the most premium position on the offensive line and he's always done it well. But now, in the days before his preseason debut as an NFL guard, Skoronski isn't caught up in where he's playing so long as he is, in fact, playing.

"My real goal is just to be a great NFL player," Skoronski said. "I'd love to just be on the field if at all. Beggars can't be choosers I guess in that sense."

The Titans' preseason opener against the Chicago Bears on Saturday (noon, News Channel 2) represents a big moment for Skoronski for a few reasons. One, it's his first opportunity to play in the NFL. Two, it's his first opportunity to play guard in the NFL. And three, he's playing in friendly confines. Skoronski grew up and played high school and college football in the Chicago area and says he's been coordinating ticket requests with friends and family for months.

It's hard to call this a grand homecoming for Skoronski. He hasn't been in Nashville long enough to miss a Windy City winter. He's only been with the Titans for about as long as a college freshman

would spend in the dorms before packing a few loads of laundry in the car and heading home for Thanksgiving dinner.

Instead of laundry, Skoronski's bringing a bus-load of offensive linemen home with him. Skoronski says he's in charge of sating their Thanksgiving-sized appetites by picking the restaurant for the linemen dinner Friday night.

Whether it's picking the perfect eatery or sliding inside to guard for the first time in his life, Skoronski has the same mission.

"I'm trying to be a great teammate," Skoronski said.

Why guard matters

Titans offensive line coach Jason Houghtaling says it wasn't hard to project Skoronski's skills at guard.

"You watch that tape from his college days at Northwestern," Houghtaling said. "When he gets his hands on people he can control them. That's the name of the game there. Just his physicality. Any of their in-the-box runs, he looked really comfortable climbing to second-level defenders, redirecting and all those things."

There's a stigma in football circles that guards are less important than tackles. And it's not hard to see why. Defensive ends and outside linebackers have always been the biggest threats to quarterbacks. So tackles, naturally, are most important for protecting passers. This is especially true of left tackles, since most quarterbacks are right handed and left tackles are tasked with preventing rushers from sneaking up on quarterbacks from behind.

From 2000-20, there were 76 tackles picked in the first round versus 35 guards and centers combined. Six guards and centers make at least \$15 million per year compared to 22 tackles. If an offensive lineman wants to be picked higher or paid more, he's better off on the outside.

But times are changing. For nearly a decade, the league's most fearsome pass rusher has been Aaron Donald, a defensive tackle. And as a new generation of interior pass rushers like the Titans' Jeffery Simmons, the New York Jets' Quinnen Williams, the Washington Commanders' Daron Payne and the New York Giants' Dexter Lawrence are approaching their prime and earning big pay days, guards are only going to become more vital.

"Guys like Jeff are some of the best in the league at getting to the quarterback and stopping the pass game," Skoronski said. "That makes your job important. If they're paying the guy across from you, you better be good at it too."

Making the most of the preseason

The Titans' other guard, Daniel Brunskill, knows a thing or two about changing positions. He was a tight end until his senior year of college when he moved to tackle, and he's played center, guard and tackle as a pro. Unlike Skoronski, Brunskill was undrafted. He made his pro debut as an Atlanta Falcon in a preseason game against the Miami Dolphins in 2017, mostly playing as a reserve tackle.

To Brunskill, the challenge of playing your first preseason game is the immediacy of it all.

"They had told us the ones were going to go a certain amount and then all of the sudden the ones went like one drive and it was like 'Hey, go!'" Brunskill remembers. "You've got to go from zero to 100 right now and just kind of go out there and perform."

That type of urgency is what Brunskill is telling Skoronski and the other rookies to be prepared for. Football moves fast. One second you're on the bench. Another there's been a turnover so you're scrambling to find your mouthpiece before running out onto the field. Preseason simulates that at warp speed, with units cycling through

and players trying new positions on nearly every drive.

Not that Skoronski's teammates are concerned about the first-rounder acclimating. Titans tackle Nicholas Petit-Frere, who is suspended the first six games of 2023 for violating the NFL's gambling policy, was in Skoronski's position last year: a former five-star recruit from the Big Ten thrust into starting as a rookie Day 1.

But Petit-Frere doesn't consider his situation and Skoronski's equal.

"Peter's in an even better position than me," Petit-Frere said. "He's coming in and he's really come out running."

###

**HOW TYJAE SPEARS,
REPAIRED KNEE AND
ALL, IS SPRINTING TO
STARDOM WITH
TENNESSEE TITANS |
ESTES**

**BY GENTRY ESTES
NASHVILLE TENNESSEAN
SEPTEMBER 7, 2023**

When the topic comes up, rookie running back Tyjae Spears extends his right leg instinctively, stretching out across the steps on which he's seated. As he does, a large scar becomes visible.

"Some dark times," he says, thinking back. "... I've been through a lot."

That scar says more than Spears will — or needs to — about his knee.

It's a part of his story that's already well-known. It's why some NFL teams reportedly removed him from their draft boards. It's why Spears felt the need to warn attendees at his event on Day 2 of the draft: "Pump the brakes. I don't want to see long faces at the end of the night if I don't get picked."

The knee is also why Spears once considered giving up football, the sport in which he's so immensely gifted that the Tennessee Titans took him in the third round anyway, turning Spears' draft gathering into a party that the bayou town of Ponchatoula, Louisiana (population just shy of 8,000) won't soon forget.

Now that Spears has made it out, he doesn't plan on going back.

"I guess what people consider their chip (on their shoulder), my chip is where I come from," Spears says. "I just can't go back to it."

He doesn't mean that as a slight on his upbringing or where he's from. He speaks with pride about his family, his eight siblings — five brothers, three sisters — and his parents who worked hard to make ends meet. And also about his hometown. Did you know, for

instance, that Ponchatoula is the Strawberry Capital of the World? "We got the best strawberries in the world, man," Spears says.

It's not just the small town or "humble" beginnings (an adjective that can be a cliché, though Spears agrees with it). His ambition runs a lot deeper than that. Through the parts of his story that aren't as well-known, ones that collectively molded him into someone who understands how special the opportunity he has.

But, yeah, it's the knee, too.

"I didn't come from the worst place," Spears says, "but I didn't come from the best place. There's a lot of things that I went without. I just don't want to have those same feelings recycled again. As I get older in my life, I just don't want to go without anymore, and I don't want my kids to go without. ... I'm depending on myself, and I've got a dad and a mom depending on me, too. Also nephews and little cousins and nieces and all looking up to me.

"So if I stop now, if I quit now, I'm quitting not just on myself. I'm quitting on all of them."

Early steps with Tennessee Titans, Derrick Henry

Two ACL surgeries. Arthritis. After the Titans took Spears, NFL Network's Ian Rapoport told viewers that Spears lacked an ACL, leaving questions about whether he'd last past his first NFL contract. Colleague Daniel Jeremiah echoed, "He was not on every draft board, but nobody disputes how talented he is."

You can imagine, of course, how this struck Titans fans. A running back with a bum knee? In the third round? For the Titans? Who already had Derrick Henry? Who badly needed a wide receiver or tight end? And who, above all, had their roster obliterated by injuries for two seasons in a row?

The Titans did draft Spears out of Tulane as a complement to Henry —

for now. Long-term, it's not reaching to believe that Spears is earmarked as Henry's replacement.

"Oh, he's a three-down runner," Titans general manager Ran Carthon assured during the draft. "He can run between the tackles. He's elusive. He can make guys miss as well as contribute in the passing game."

It's not unprecedented for a running back to excel with knee trouble. In 1991, the great Peter King documented for Sports Illustrated how most teams were scared of drafting Thurman Thomas before the Buffalo Bills took the risk in the second round, their owner Ralph Wilson telling GM Bill Polian, "Life's a gamble. Go ahead."

Thomas ran for 12,074 yards, caught 472 passes and totaled 88 touchdowns in 13 NFL regular seasons, and he did it — he said years later — with a torn ACL, according to NewYorkUpstate.com.

Obviously, it's way too early to compare Spears with a legend like Thomas. But this preseason showed Carthon's initial assessment to be correct, just as it has replaced concern about Spears' knee with anticipation for the explosiveness he'll add to the Titans' offense.

Spears ran for 117 yards on 22 carries (5.32 average) in three preseason games. That included an impressive 33-yard touchdown against the Vikings in which he leaped over a defender near the line of scrimmage and somehow never broke stride, sprinting untouched into the end zone.

"I know I can't do nothing like that," Henry said. "It's great to have a change-up and have a back that can be explosive. I know when he hit the ground, he took off."

After offseason practices this summer, Spears could often be seen catching passes from a machine.

He proved his toughness, too, with his willingness to pick up blocks in pass protection.

“A lot of times these fast, speed backs don’t want to really stick their face up in there on pass protection,” Titans quarterback Ryan Tannehill said, “and he’s proven on multiple occasions that he’s willing and able to step up in there against a linebacker. ... I love Tyjae, man. I’m excited to have him on our team.”

That job at Wal-Mart

Tennessee Titans running back Tyjae Spears (32) chat with teammates during a joint practice with the Minnesota Vikings in Eagan, Minn., Thursday, Aug. 17, 2023.

The first time Spears hurt his knee was in high school. The second time, it was while scoring a touchdown early in the 2020 season for Tulane. And he realized it instantly. NOLA.com wrote that he crawled and tossed “his helmet off in frustration” before trainers made it to him.

Facing another lengthy ACL recovery, Spears started wondering whether he’d make it back to football.

“It was very difficult for him. It was difficult for all of us,” said Nicole Hart, Spears’ mother.

About that time, during the COVID-19 pandemic, he worked at Wal-Mart to make some extra money. The job entailed unloading delivery trucks. An 18-wheeler would arrive with, say, up to 3,000 items and “we had to take off every single piece,” he remembers. “That humbled me so much. I said, ‘Man, I’m going to do whatever I’ve got to do in football, because I do not want to work a real job.’”

“I think that job may have lasted a week, a week-and-a-half,” said Hart with a laugh.

“We don’t really realize that a lot of things really do happen for a reason,” she added. “In the midst of him going to get a job at Wal-Mart, maybe that was during a time when he was battling with, ‘Do I really

want to play football? I just want to give up. I want to quit.’ Maybe he had to have that moment to see, ‘Man, this is not what I really want to do.’”

Spears made it back and rushed for 863 yards in 2021. Then in 2022, he had 1,581 rushing yards and 19 touchdowns in his final 14 games for the Green Wave, who went 12-2.

A stellar season for Spears was punctuated by an MVP performance in a Cotton Bowl victory over Southern Cal. He ran for 205 yards against the Trojans, making eight consecutive 100-yard performances for a player who’d jumped well on the radar entering the NFL draft.

There was one team in particular that Spears hoped was interested in him.

Back home for Titans-Saints

As fortune has it, Spears’ first regular-season game for the Titans will be Sunday against the New Orleans Saints.

In the Superdome. About 45 minutes from his hometown.

Yes, Spears grew up a Saints fan.

That made for a punch in the gut when, during the draft’s third round, the Saints had the No. 71 pick and used it to take a running back: Kendre Miller from TCU.

Spears had held up well in public all night. But after that, he went off to collect himself, and “in the middle of that is when he actually got the call” 10 picks later from the Titans, said Hart.

“The whole world could have put two and two together and figured out I wanted to go to the Saints,” Spears says. “I’m here in Tennessee, and I love it. I feel like things happen for a reason.”

Plenty of friends and family from Ponchatoula will be on hand for Sunday’s opener, but it still probably won’t be enough. So many want to be there that Spears jokes,

“I’m putting a limit on it. I’m buying 10 tickets. That’s all I’m buying. If I’m feeling good, I might get 15.”

It’s the first real taste of NFL stardom for Spears. There hasn’t been much to this point. Spears says he’s still able to go around Nashville without being bothered or noticed — and he knows enough to appreciate that. He once went to an event with Henry and saw how many people approached the Titans’ star for pictures and autographs. “Man, how do you do it?” Spears asked him. “That’s just what comes with it,” replied Henry.

“People still don’t know who I am,” Spears says. “So I can go and have fun with my family and friends and whoever else I want to take out, because nobody knows me. But is it going to be the same in six, seven months or a year?”

“I don’t think it’s going to be the same.”

###

**ROOKIE RB TYJAE
SPEARS THANKFUL FOR
HIS NFL OPPORTUNITY
WITH THE TITANS**

**BY JIM WYATT
TITANS ONLINE
MAY 22, 2023**

NASHVILLE – The day after the NFL Draft, Tyjae Spears drove through the streets of New Orleans looking for Titans jerseys.

Spears had been selected by the team less than 24 hours earlier, and he wanted to represent his new squad at a party celebrating the development.

This week, Spears had his own team-issued jersey.

The former Tulane running back took part in rookie minicamp last weekend before joining veterans in the offseason program this week.

The Titans are scheduled to begin OTAs next week.

The 5-foot-11, 195-pound Spears looked good in the open rookie minicamp, catching a number of balls out of the backfield, and then showing off his speed – and moves – in space. He also had some nice runs after taking handoffs.

"It felt good," Spears said. "It's just a blessing to be a part of the team. It feels good, coming from where I came from. I am on an NFL team, and I am super-excited.

"All the guys I've encountered, they've been great. Every coach, they demand a lot out of you. It's a great organization, great people."

Spears, selected in the third round of the NFL Draft, ran for 1,581 yards and 19 touchdowns in 2022 for the Green Wave, averaging 6.9 yards per carry. He also caught 22 passes for 256 yards and two touchdowns. Spears had a big game in the Cotton Bowl against USC, when he ran for 202 yards and four touchdowns. He was named the Cotton Bowl MVP after the team's win.

In four college seasons, Spears ran for 2,910 yards and 31 touchdowns while also catching 48 passes for 564 yards and three scores. Spears was the 2022 American Athletic Conference Offensive Player of the Year, when he tied for the FBS lead with 21 scrimmage touchdowns.

Spears, whose locker is located right next to veteran running back Derrick Henry's locker, brushed off a number of questions about his health, specifically one his knees.

He made one thing clear:

"I feel perfectly fine – there ain't nothing wrong with me," Spears said. "I am healthy.

"I guess (my health) is a question that's always going to pop up, but I am here. And (the Titans) had a lot of faith in me to get me where they got me at. So, I am healthy and they know I am healthy."

Spears, who is from Ponchatoula, La., is fully aware he'll get to head back home to Louisiana when the Titans open the season on September 10 against the Saints.

He also knows a lot of work needs to be done between now and then, and he's just getting started.

"That is so far away," Spears said with a smile. "I am just taking it one day at a time."

Spears also knows he's thankful for the opportunity.

"Lately, I have been praying a lot," Spears added. "And the main thing I try to start and finish with is how thankful I am for being here, being a part of an NFL organization. Because I think back, and only two or three people where I am from got that opportunity. So, I am super blessed, and super appreciative."

###

**TITANS PUNTER RYAN
STONEHOUSE'S JERSEY
AND CLEATS HEADED TO
THE PRO FOOTBALL
HALL OF FAME AFTER
RECORD-BREAKING
ROOKIE SEASON**

**BY JIM WYATT
TENNESSEETITANS.COM
JANUARY 10, 2023**

NASHVILLE – Titans punter Ryan Stonehouse set records during his rookie season.

Now, his jersey and cleats are set to make their way to the Pro Football Hall of Fame.

The Titans on Tuesday are in the process of mailing memorabilia to Canton, Ohio, for a display after Stonehouse finished the 2022 season with a gross average of 53.10 yards per punt (90 punts for 4,779 yards). Stonehouse broke Sammy Baugh's single-season NFL record of 51.40 yards per punt, which was established in 1940 and was never matched among qualifiers (2.5 punts per team game) until Stonehouse's rookie campaign.

The Pro Football Hall of Fame contacted the Titans requesting items to commemorate his record-breaking season.

"It's surreal, honestly," Stonehouse said on Tuesday. "It's the last thing I was expecting. But it's such a cool honor. Going undrafted, and kind of having the odds against you, to be able to do something that hasn't been done for 80-something years, it is such a big honor to me. And to break it from a guy like Sammy Baugh, it's special."

Stonehouse, who made the team as an undrafted free agent from Colorado State, finished the 2022 season with a net punting average of 44.03 yards per punt, establishing a new NFL record for the highest net average by a rookie punter. He broke the record set by Indianapolis' Rigoberto Sanchez, who averaged 42.64 net yards per punt as a rookie in 2017.

Stonehouse said he'll work this offseason to be even better in 2023.

"I think this season had some highs, and I think managing those highs and trying to remain consistent was my main goal the whole time," Stonehouse said. "I felt like I did that a lot with my gross. Heading into next year I want to improve on some of the things I need to keep up in those highs, like the inside the 20 or the net average. Similarly, with how the gross went this year, I'd love to build that consistency."

"I think overall it was such a long rookie year for me, with the draft prep, and competing with Brett (Kern) in the preseason games. It flew by so quick, now that you reminisce on it. But it was such a cool way to start my career."

###

HOW TITANS QB RYAN TANNEHILL CONQUERED THE SKIES, FOUND SERENITY IN SUMMER FLIGHT SCHOOL

*BY NICK SUSS
NASHVILLE TENNESSEAN
SEPTEMBER 6, 2023*

Titans QB Ryan Tannehill poses in front of plane in summer 2023, the summer he earned his private pilot's license.

Nick Retterer needed an excuse.

It didn't have to be believable. He could've said he had a charley horse or remembered he left the stove on or had just gotten the shocking news he'd been cast as Marvel's next Spiderman. Whatever it was, he knew Ryan Tannehill was going to see through it.

So Retterer settled on a classic: From 1,000 feet in the sky in a low pattern over Nashville, Retterer told Tannehill he needed a bathroom break. So they descended from the heavens to the boring, old ground.

They landed. Retterer, Tannehill's flight instructor at Harmony Air, got out of the plane. His not-so-subtle ruse was a success.

"I say, 'You know what you're doing,'" Retterer recalled to *The Tennessean*. "'Watch your crosswind. Watch your traffic. I'm going to be up in the tower with you.'"

Thus began Tennessee Titans quarterback Ryan Tannehill's first solo flight.

He sat on the runway for "probably like 20 minutes" before being cleared for takeoff. "You're kind of anxious at that point," Tannehill said. Retterer climbed the control tower, put on his headset and assumed the role of Tannehill's air traffic offensive coordinator. With his instructor in his ear, Tannehill soared.

It was just a couple of laps in a standard flight pattern. But for a veteran NFL quarterback trying to recapture prominence in 2023 — starting with Sunday's season-opener at the New Orleans Saints — Tannehill's first solo flight represented much more than a chance to see the earth from the perspective of the stars.

There, Tannehill found serenity.

How he became Flyin' Ryan Tannehill

Up, up the long, delirious burning blue

I've topped the wind-swept heights with easy grace

Where never lark or even eagle flew —

And, while with silent lifting mind I've trod

The untrampled sanctity of space

— Put out my hand, and touched the face of God

In those six lines from his 1941 poem "High Flight," Royal Canadian Air Force fighter pilot and poet John Gillespie Magee captured the exhilaration and peace of flying.

"You're enjoying beautiful scenery but at the same time you're kind of locked in on the task at hand," Tannehill explains. "So it's an escape in that regard. And I think an escape is important. Whether it's golf or flying or driving, everybody has something different. Especially if you want to be high-functioning at something, you have to have some sort of an escape to allow you to get away."

Ryan Tannehill poses with flight instructor Nick Retterer, who helped him earn his private pilot's license this summer.

Tannehill says he's always been interested in flight. For practical reasons. He and his wife Lauren like whisking their kids, Steele and Stella, on memorable vacations to

remote locations. Flying to isolated Bahamian islands on small, so-called "puddle jumper" planes helped pique Tannehill's interest. So did a long conversation with the pilot who flew him to his surgery last winter.

Getting a private pilot's license became Tannehill's offseason project. Pro Football Hall of Famer and one-time Tennessee Titans offensive lineman Steve Hutchinson connected Tannehill with Retterer, who had handled Hutchinson's instrument training, an aviation certification that goes a step beyond getting a private license.

And in Tannehill, Retterer found the most willing and participative student he's ever taught.

"When this guy came in, he had an iPad with an Apple pencil, probably similar to what he's used to when he's playing, and he's just writing notes," Retterer said.

Retterer, who studied aviation at Middle Tennessee State, estimates it takes four hours of studying per night to zoom through flight school as quickly as Tannehill did.

The way Tannehill tells it, his first few months of 2023 were wall-to-wall booked. He'd go to the Titans facility in the mornings for rehab and physical therapy, followed by a weightlifting session. After that he'd head to John C. Tune Airport in Nashville and fly for a few hours, only to head home and hit the books again.

Coming off offseason ankle surgery — an injury had cut his 2022 season short — Tannehill had to pass a physical before he could start flying. Once he passed and got up in the air with Retterer in his SR22 Turbo Cirrus aircraft, though, he was gobsmacked.

"We get up in the air, a couple thousand feet off the ground, and he looks out the window and he said, 'Man, this is awesome!' " Retterer said. "He just started grinning and laughing like he just had a little kid get a toy or something like that."

The similarities are obvious

If anyone understands the similarities between football and flight, it's Chad Hennings. In the 1990s, Hennings won three Super Bowls as a defensive tackle for the Dallas Cowboys. Before that, he was a fighter pilot in the U.S. Air Force.

"Preparing for a mission, I would sit down with my wingmen," Hennings explained. "We would brief particular areas where we were going to deploy to. We would brief overall communications. We would brief how we were going to execute our specific mission which we were tasked with. What would happen if we were under emergency procedure? What our divert bases were. If the weather was bad. What if we had a mechanical malfunction, how were we going to communicate?"

"We would execute the mission and then when we would get back we would evaluate our bomb film or our film when we would be in the target area when we were executing and we would brief 'Hey, what did we do well, what did we not do well, how can we improve upon the mission?'"

The parallels between mission planning and game planning are so obvious they shouldn't need further explanation. It's teamwork. It's communication. It's being coachable and it's remembering your coaching. It's being so prepared for a pressure-packed situation that when the situation arrives the pressure doesn't even register.

Then there's the control tower aspect of it all. Tannehill likens the experience of talking to air traffic control to communicating with coaches, mixed with the added comfort of getting guidance from a trusted family member.

"I feel like sometimes you get on the tower at airports and it's kind of like the wild, wild west," Tannehill says. "You've got crop-dusters buzzing

the tower and cutting the line and all that. But when you have ATC you feel kind of like you have a big brother looking out for you."

Retterer was happy to be Tannehill's play-caller, coach, big brother or whatever Tannehill needed. He's not a big sports fan himself. He knew who Tannehill was before they met but always looked at him like another student. Now he looks up at Tannehill's jerseys hanging in bars around town and casually tells his friends, "I know that guy." And his family.

Retterer was flying with Lauren, Tannehill's wife, recently. She described her husband as a beast. She said people like her husband don't get where they are by "going with the flow." His success is a product of his competitiveness, his drive, his precision. That's why Retterer says he has students who have spent 90% more time in the air than Tannehill who still haven't mastered flying the aircrafts Tannehill has.

And it's why Retterer says he thinks there's more to Tannehill's mastery of the skies than the similarities between flight and football let on.

"Aviation is a really rewarding experience because it's individual," Retterer says. "It's not a team experience. He's got that team experience and success. But (it's) the individual experience of when he gets up in the air he says, 'I can leave all that stuff behind and focus on the task at hand.'"

The quarterback in the skies

Derrick Henry might be Tannehill's wingman in the Titans' backfield. But he'll never be Tannehill's literal wingman.

"Oh no, I'm not going up there," Henry said. "I pray for him. I pray that he's safe. I feel like things are going well. But I won't be up there."

Titans quarterbacks coach Charles London has a little bit more of an open mind.

"He's supposed to be really good at it," London said. "He told me some of the flights that he's made. But I'm more of a ground guy."

Tannehill is decidedly not a ground guy. Not anymore. His longest voyage so far was a flight to Fort Lauderdale, Florida in a single-engine prop plane with an instructor at his side.

When it comes to speed, single-engine planes are more Tom Brady than Lamar Jackson. The flight spanned four-and-a-half hours. That's a long time for Tannehill to shrink his 6-foot-4 frame into a pilot's seat.

And an even longer time for something else.

"Kind of the limit is the bladder at that point," Tannehill said. "It's four-and-a-half hours. You can't stand up. You can't move. And there's no bathroom. So I was glad to finally land."

But what's a little bladder discomfort when Tannehill's achieved his goal? He was able to take Steele and Stella out on a few flights this summer. One trek was all it took for the kids to be as hooked as their old man.

Pilots-in-training are often taught a maneuver called the "steep turn." It goes like it sounds. In order to test how well a pilot can handle his or her plane in an emergency, steep turns involve turning the plane around at a 45-degree angle, often flipping the plane upside down like a loop-de-loop on a roller coaster so passengers can see straight down to the ground.

The Tannehill kids weren't fazed.

"I thought they might be a little scared of that, but they actually loved it," Tannehill said. "They were like, 'Do more steep turns! Do more steep turns!'"

The kids woke up the next morning with a simple request: "Daddy, can we go flying again?"

So the Tannehills kept adventuring. They went back out to The Bahamas this summer, this time with Tannehill able to fly to some of the remote islands himself. Retterer says he expects Tannehill to begin instrument training as soon as he has the time.

Tannehill has the bug. There's no cure for passion.

"He's out there now. He's got his license. He's flying places he probably never would've thought he would've flown in the beginning," Retterer said. "I think it's just as every pilot does. I don't look out and say, 'Man this is awesome,' just like I did the first time, but I'll tell you it never gets old. You're not supposed to be there. Human beings were never meant to fly. So I don't think it ever gets old."

###

**RYAN TANNEHILL IS
OLDEST OF FOOTBALL
TENNESSEE TITANS, BUT
HE 'DOESN'T HAVE A
CANE YET'**

*BY JULIAN BASENA
NASHVILLE TENNESSEAN
AUGUST 3, 2023*

In spite of his age and whatever concerns that came with his season-ending ankle injury in 2022, Ryan Tannehill feels great. In fact, he still feels young.

"I'm young at heart, I feel young and I don't have a cane yet," Tannehill said after Thursday's Titans practice — exactly a week after his 35th birthday.

For Tannehill, the Titans' oldest player, a youthful aura can be beneficial. The starting quarterback has reached a critical juncture in his career. Entering the final year of the four-year deal that brought him to Tennessee, he is at a point where his long-term future is in question.

While he is the presumptive starter for 2023, Tannehill is coming off a 2022 season that showed just how finite his time is as a Titan.

In just the second week of regular-season play, he threw two interceptions and was benched in favor of Malik Willis in the third quarter of a blowout against the Bills. Weeks later, he was sidelined again with an ankle injury that forced him to miss two consecutive games and the final three of the season.

When he was available, Tannehill didn't look his best, either, wavering through the season for a second straight year after resounding success in 2019 and 2020.

For the first time, age seemingly caught up to him, and it showed in his first losing season in Tennessee.

Willis and now Will Levis, who the Titans selected in April's draft, are poised to thrive as backups, but surely have their eyes on the starting

spot if Tannehill regresses significantly or loses more time to injury.

Still, right now, Tannehill feels good. With a healthy body and a youthful spirit, he also seems self-assured that he will put together a strong contract year that will allow him to play beyond 2023.

"I feel really good," he said. "I'm thankful that I feel really good coming off of surgery last year ... I'm excited where I'm at physically."

###

DON'T LET THE SMILE FOOL YOU, TANNEHILL A SERIOUS COMPETITOR

THE TITANS QUARTERBACK LED THE NFL IN GAME-WINNING DRIVES AND FOURTH-QUARTER COMEBACKS DURING THE 2020 REGULAR SEASON.

**BY IAN KAYANJA
SPORTS ILLUSTRATED
JANUARY 5, 2021**

Don't be fooled by quarterback Ryan Tannehill's even-keeled demeanor.

He's one of the fiercest competitors on any football field. Or so says his position coach.

"Make no mistake, he is ultra-competitive," Tennessee Titans quarterback coach Pat O'Hara said Tuesday. "Don't ever excuse his calm demeanor on the outside from being a fierce competitor. That is something about him that is very evident to me and his teammates."

Tannehill's competitive streak was on full display Sunday against the Houston Texans. With a division title at stake, he threw for 216 yards and tallied three touchdowns, two rushing and one passing.

With the game on the line, he connected with wide receiver A.J. Brown on a 51-yard pass that set up Sam Sloman's game-winning field goal as time expired.

"(It's) his calm demeanor on the outside and being a fierce competitor," O'Hara said. "He maintains that even-keel demeanor and that helps him in pressure situations like (Sunday)."

Tannehill is no stranger to the big moment. The events of this season leading up to the matchup with the Texans prepared him for his latest fourth-quarter flurry.

In the just-completed regular season, he led the NFL with five

fourth-quarter comebacks and six game-winning drives in the fourth-quarter or overtime. In games decided by one possession, the Titans went 7-2.

The only Tennessee quarterback who has approached that level of late-game production was Vince Young. As a rookie in 2006, he led four fourth-quarter comebacks and five game-winning drives, both of which led the NFL that season.

Dating back to when Tannehill first took over as the starter, the Titans are 11-3 in games decided by one possession.

He's a closer. And much like a star relief pitcher in baseball, Tannehill looks forward to the high stakes moment where he can get his team out of a tight jam.

"I think it's fun," Tannehill said. "I get to do what I dreamed of doing as a kid. I love going out there on a Sunday and competing with guys that I love playing with. I love the competition of it

"... I love the game, all of it."

Tannehill's success can be attributed to his ability to avoid the emotional roller coaster that some ride throughout a game. He remains focused on the current task at hand, staying competitive.

And because of that, the Titans found ways to win in close games, in which the outcomes could have varied drastically.

"At the end of games, it's maintaining that calm demeanor, while also being ultra-competitive," O'Hara said.

With Tannehill under center last year, the Titans offense found a new life.

That unit went from being shut out by the Denver Broncos on Oct. 13, 2019 to scoring at least 20 points in the next 10 games and more than 30 in five of the final seven. That momentum carried over into the 2020 NFL season, which saw

Tannehill throw for 3,819 yards and a career-high 33 touchdowns.

Tannehill and the Titans finished second in the NFL in average yards per game (396.4) and fourth in points per game average (30.7).

He's found freedom within Arthur Smith's system, and he's been seen smiling more on the field because of it.

"I've loved playing the game," Tannehill said. "I think about what I went through (with) injury, and then through what I went last year, I think I've grown a bigger appreciation for enjoying the moment."

A quarterback who isn't afraid of the big moments is a tremendous advantage in the NFL playoffs. Tannehill's late-game record proves that he can rise to the occasion, courtesy of an outsized competitive streak.

###

**REXRODE: RYAN
TANNEHILL SHOWS
HIMSELF TO BE AN NFL
LEADER IN MORE THAN
QB RATING**

**BY JOE REXRODE
THE ATHLETIC
JUNE 11, 2020**

Ryan Tannehill talks and two notions cross the mind, first that there can't be many quarterbacks in the NFL talking about racism in America like this, and second that Tannehill must be elevating himself as a leader in the Tennessee Titans locker room.

Oh, and a third: Where's this guy when we ask about football?

They're all artificial and miss the point, of course. We don't need to rank NFL quarterback social commentary, though it is nice to hear declarations stronger than "I stand with my teammates" in this time. Leadership is a day-to-day thing that Tannehill demonstrated deftly last season — even with Marcus Mariota still in the room — and yes, reactions from some of his teammates indicate his voice is appreciated. But this dwarfs that. And Tannehill has earned the right to an eyeroll-free press corps every time he utters "control what we can control" or "it's about improving every day in practice" during the 2020 season because of the way he has stepped up to the 2020 story.

This is the white, professional quarterback in Nashville, Tennessee, and he has the ability to reach a lot of people and the conviction to try even though he knows he'll lose some.

"I think the unfortunate thing about it is, if you're a white person you don't have to deal with (racism) on a daily basis and you're not put in those situations," Tannehill said in a Zoom call Wednesday with reporters, the first scheduled interviews with Titans players since the May 25 death of George Floyd at the hands of a Minneapolis Police officer inspired worldwide protests.

"It's easy to just go about your life and not recognize it and not realize how big of a deal it is, how many people it affects on a daily basis. I think with this push, I think more and more people are having an awakening to the reality of the situation and how deep it really is, how many layers of injustice there are to it with the court system, and policing, and just on a day-to-day basis. Like I said, there's so many layers to it. I think that just this push was kind of like the straw that broke the camel's back, right? It's been happening for far too long and finally got to the point where enough is enough."

And as for those who don't like what he has to say: "If there's people that want to push back and go the other direction, that's on them. I'm going to fight for what I believe is right and whatever else happens, happens."

And as for Roger Goodell's improved response to the powerful "Black Lives Matter" video involving several NFL stars and some NFL employees: "I don't know. We'll see where it really goes once this fall starts and things are a little bit different. I hope to think that things are different this time, that guys are going to be heard, that the movement is going to be continued and supported and helped out, but only time will tell."

And as for the league's history on this matter: "Just going back to (2016), the league tried to shut it down because it's trying to protect itself. I think it's to the point where, this time there's so much support that they couldn't do anything from it. The fact that they weren't proactive is disappointing, that they didn't jump on board initially is disappointing, just because, like I said, it's a universal thing that so many guys are affected by. Seems to be there's so much momentum going that millions of people want change and want it now. A little disappointing that it took that, but I guess better late than never, and hopefully that it can continue when games kick off."

OK, so Tannehill's still polite in ripping the league. But how many guys with his job are doing that at all? These aren't "let's stick together while I dodge discomfort as much as possible" responses. These are things Tannehill would not have said a few years ago. He admitted that Wednesday, too.

"I feel like if I would have known now what I knew back then, I probably would have been more vocal and supportive back then," he said. "Do I feel great about that, that I didn't jump fully on board and support initially? No. Do I wish I would have known more and been more supportive back in 2016? Yes, 100 percent, but we all make mistakes. We all have to live and learn and experience to grow, and I feel like I've done a lot of growing over the past four or five years."

So let's go back there, to 2016. Colin Kaepernick is in San Francisco, creating a movement and the backlash that will push him out of the NFL by kneeling during the national anthem to protest social injustice and police brutality. Tannehill is in Miami, throwing to Kenny Stills. Talking to him, too. These are conversations that someone like, say ... let's pick a random NFL quarterback ... Drew Brees may have benefited from having.

Stills, now with the Texans, has been living this, outspoken about it, though he's the son of a retired Marine who asked him not to protest. He told The Undeclared of kneeling in 2016 and through the Donald Trump-inflamed 2017 responses and beyond: "I decided if the league has an issue with us speaking up for our people, it's not a brand I want to be a part of. I had conversations with my agents that said I should wait (to protest). I said if I can't express myself, then I'm OK with not playing."

Here's what should happen before games in 2020: Players who feel compelled to protest should do so, and people should respect it, and the NFL should back off and live with angry fans and consider the

possibility of new ones, and the discussion around all of it from media and others should not overshadow the issues that inspired the protests. The only thing we can count on is that Stills will kneel. He's also likely to continue serving extensively in the community, going on police ride-alongs and educating white teammates who seek him. Tannehill said Stills told him of an incident in which Stills and his father were pulled over by police and had "everything stripped out of the car for no reason" and strewn along the road.

"I can't imagine being put in that situation and having to deal with that," Tannehill said. "You hear stories like that and then (Stills) gave me a bunch of resources, books that were written, "(The) New Jim Crow," systematic oppression, systematic injustices. Then I just started digging more and more into it as time went on. You go from kind of being naïve to the situation because of the privilege, and my eyes kind of got opened to it. It was really kind of a shock for me. ... A protest has to be able to get attention, spark conversation and inspire change. I had to get past the fact that it wasn't about the flag, it wasn't about the anthem, it wasn't about our country. It was about the injustice and raising awareness and getting people's attention."

He got there. Maybe he can help get others there. It's good to see more white athletes stepping out on this. It's also worth pointing out, not that it should be necessary, that black athletes don't all relish participation at the same level.

The Titans made Kevin Byard and Rashaan Evans available Wednesday as well, and Byard said he supports the protests; doesn't want the message hijacked by more obsession with kneeling; looks forward to a conversation some day with his daughter and hopes "whether it's police brutality or just growing up being black in America, that conversation is a lot better than what it is right now."

Byard also said he's "not trying to run for office, just playing football" when asked about Goodell's response and future decisions, and when he was asked about Tannehill's willingness to speak out, he said: "I've always respected him since I first met him. That's one thing about me, I don't look at guys as race and all that stuff. ... The fact that he's speaking and using his voice to uplift others, black, white or different, whatever, it speaks volumes for his character."

Byard talked about empathy and education, too, and the melting pot "beauty of sports." At the core of this conversation, there's right and there's wrong, but everyone doesn't have to have the same tone or say the exact same things. Tannehill and Byard shared realness Wednesday, and that's as important as anything when you're trying to lead 50 people or maybe a whole bunch more than that.

###

AFTER A LONG AND WINDING ROAD TO THE NFL, TITANS DL TEAIR TART IS STILL SCRAPPING, AND HE WON'T STOP NOW

**BY JIM WYATT
TENNESSEETITANS.COM
OCTOBER 4, 2022**

NASHVILLE – Growing up in a big family, Titans defensive lineman Teair Tart had to fight for everything he got.

Tart, you see, is the second youngest of 11 children in his family.

"The oldest right now is 48, and the youngest, which is my little sister, is 23," the 25-year-old Tart said on a Zoom call on Tuesday. "It is a pretty big age-range. ... For the most part it was like a war zone – if you didn't eat first, you wasn't eating. But it was good having a large family, and it brought everybody together. We had to learn how to work, and to negotiate – imagine trying to get the TV remote. ... But it is good, man. I have three older brothers and the rest are sisters. It's a good family – I came from a basketball family."

After making it to the NFL after a long and winding journey, Tart is still scrapping.

He knows he busted his butt to get to the league, and he's not about to let up now.

"The key for me to get to this point is resilience," Tart said. "Just staying resilient and staying focused and knowing: If you just keep fighting, something good is going to come from it. You never have anything good coming from standing in one spot. So, just staying resilient and keeping working, and not giving up."

"This is a dream come true for me, having an opportunity to play in the NFL, playing at this level. I don't want anybody to ever feel like you can take this for granted."

Tart, in his third NFL season, has gotten a lot of attention this week after making one of the biggest plays in Sunday's game in Indianapolis, when he batted a pass by Colts quarterback Matt Ryan into the air before intercepting it, in the team's 24-17 win over the Colts.

Tart's play made the highlights on all the national TV shows, and the 6-foot-2, 304-pounder has been celebrated in the building.

In the locker room at Lucas Oil Stadium after the game, Tart clutched the football with both hands.

"It's been pretty funny – I'm getting some jokes from the DBs, some of my teammates, about me break-dancing on my head," Tart said. "So, it's been fun and cool, finding other ways to impact the game."

Tart's road to the NFL wasn't an easy one.

Growing up in Philadelphia, Tart played two years of high school basketball at Palmer Leadership Learning Partners Charter School — a school that did not have a football program. Then, prior to his junior year, West Philadelphia High School's defensive coordinator, Karl Patrick, saw Tart playing in a basketball tournament and eventually convinced him to transfer and begin playing football for the first time in his life.

Two years later, Tart continued his football career at ASA College in New York, but he left six games into his first season after an older brother, Rasheed Spencer, was tragically killed in a motorcycle accident. Tart then went to Valley Forge (Pa.) Military Academy, followed by stops at East Mississippi Community College and Ellsworth (Iowa) Community College before landing at Florida International, where he played two seasons.

After going undrafted, the Titans signed Tart as an undrafted free agent in 2020.

In his first three NFL seasons, Tart has played in 22 games, with 15 starts. He's been credited with 28 tackles, four tackles for a loss, 10 quarterback pressures and now the interception.

Tart has started all four games for the Titans this season on the defensive line and he's been credited with seven tackles, five quarterback pressures and the interception.

He's regained a big spot on the team's defensive line.

"The biggest thing for me this offseason was not taking anything for granted," Tart said. "At one point you can feel like you're at the top of the world, the next minute everything can be gone. Coming into this season I just wanted to improve on every little detail that I could to be a student of the game."

"(Coaches) tell me never to get satisfied, and never to get comfortable. After every game I talk to the coaches, and they tell me what I need to work on. You can never be satisfied or be content."

###

**WHO'S NEXT UP IN THE
TENNESSEE TITANS'
QUEST TO FIX THE O-
LINE? MEET 'DOC
THROCK.'**

**BY NICK SUSS
NASHVILLE TENNESSEAN
NOVEMBER 16, 2023**

The next man up in the Tennessee Titans' continuing quest for consistency on the offensive line is "Doc Throck."

Remembering the name of every offensive lineman the Titans have signed or promoted from the practice squad since the start of training camp is a nearly impossible task. Chris Hubbard. Jimmy Murray. Justin Murray. Corey Levin. Justin Murray again. Lachavious Simmons. Andrew Rucpich. And now Calvin Throckmorton, whom the Titans added off waivers from the Carolina Panthers on Wednesday and who practiced with the Titans for the first time Thursday.

"I got here at 9:30 last night," he said. "Rolled in. Got a good night's sleep and came here ready to roll this morning. It's just kind of been the avalanche of things, trying to keep my head on straight and trying to stay locked into everything you're doing while at the same time trying to prepare for a game on Sunday."

Throckmorton, who earned the nickname "Doc Throck" in college because he was a human physiology major on a pre-med track, started seven games at guard for the Panthers this season before being waived. He started 20 games with the New Orleans Saints in the two years prior, all at guard as well.

At worst, he is an experienced depth piece on an offensive line struggling with numbers because of injuries to Nicholas Petit-Frere and Andre Dillard. At best, he's yet another blocker who has been brought in to help an offensive line that for the second straight year is one of the league's worst.

Heading into their game against the Jacksonville Jaguars (6-3) on Sunday (noon, CBS), the Titans are allowing quarterback pressures at the league's third-highest rate; are allowing sacks at the league's second-highest rate; and have allowed the second-most quarterback hits and fourth-most sacks despite ranking 30th in pass attempts.

Pass blocking was a huge issue last year, too, so the Titans (3-6) spent the offseason rebuilding the front. Taylor Lewan, Nate Davis, Ben Jones and Dennis Daley were replaced with Dillard, Daniel Brunskill, Peter Skoronski and Hubbard. Aaron Brewer popped inside from guard to center. Dillon Radunz returned from a knee injury and Petit-Frere came back from suspension.

There've been new faces everywhere, but the results have been arguably worse. The Titans allowed 2.9 sacks and 3.1 quarterback hits per game last year but are allowing 3.7 sacks and five hits per game in 2023. Overall pressure rate is down just 0.7% and sack rate is up 1.4%. And the run holes aren't all that much bigger either, with the Titans' rushing yards gained before contact up only 1/10th of a yard per carry.

Offensive coordinator Tim Kelly says he doesn't have much of an idea of how he'll deploy Throckmorton yet. Throckmorton said he thinks the Titans signed him because of his versatility and ability to play on the left and right sides. He didn't allow a sack and surrendered just three pressures across his seven starts in Carolina, but he did give up 12 quarterback hurries. Per Pro Football Focus, he is graded as the fourth-worst run blocking guard in the NFL this season.

Throckmorton says he was surprised to be released, but his only choice is to move forward. That means figuring out how to contribute in the Titans' offense, a project he began first thing Thursday morning.

"Thankfully football is football, for the most part," he said. "You know how to run outside zone, inside zone, gap stuff, power stuff. That's all the same. It's just learning the verbiage and making sure that you're speaking the same language as everyone else in the building."

###

**BLOODY NOSE, BROKEN
BACK: MIKE VRABEL
BRINGS TOUGHNESS TO
HALLS OF FAME,
BROWNS VS. TITANS**

**BY NATE ULRICH
AKRON BEACON JOURNAL
SEPTEMBER 20, 2023**

Mike Vrabel shares memories of a back injury creating a "pretty traumatic" experience and a proverbial fork in the road during his Walsh Jesuit High School football days

What is work like for members of the Tennessee Titans who play for Vrabel? Two guys with Browns connections, Jack Conklin and Joshua Dobbs, share insight about the NFL coach who was born in Akron

Former Walsh coach Gerry Rardin and former NFL defensive coordinator Dean Pees remember Vrabel as a player and how his behavior back then foreshadowed a future in coaching

Mike Vrabel jumped into a scuffle among Tennessee Titans players, pushing and shoving to prove a point as the franchise's new head coach.

"He's yelling at the same time, teaching them, 'You do this in the game, it's a penalty!' And as he's doing it, he's knocking them around. He's right in the middle of it," said Gerry Rardin, Vrabel's former Walsh Jesuit High School football coach.

"I'm thinking, 'Holy cow! He's not only teaching the lesson, but he's teaching them the lesson physically.' That's just the way he does it. He's going to be hands on. He's going to walk the walk."

The scene Rardin recalled from his visit to Titans organized team activities in 2018 wasn't a rare instance of Vrabel mixing it up with players as if he were still a famed New England Patriots defender,

special teamer and part-time tight end.

"I remember from the first day of OTAs him coming in and jacking offensive linemen," said Browns right tackle Jack Conklin, a member of the Titans during Vrabel's first two seasons at the helm in Tennessee. "We're doing drills, and he's in there as the defender trying to give looks and in the middle of it all. I remember him getting bloody noses and him getting hit in the face."

Tennessee Titans coach Mike Vrabel tries to punch the ball out the hands of running back Hassan Haskins during the team's OTA practices May 23 in Nashville, Tenn.

It's not like Vrabel borrows a helmet when he does this.

"No, he'd just jump in there, flip his hat backwards and take a shot in the face," Conklin said. "But he didn't care. He'd tell you, 'Good.'"

This fall, Vrabel will bring his intense brand of toughness to two halls of fames and a matchup with the Browns.

The former NFL linebacker who's in his sixth season as Titans coach will be inducted into the Summit County Sports Hall of Fame on Oct. 3 and the Patriots Hall of Fame on Oct. 21.

"A lot of great people from Northeast Ohio, a lot of great athletes, so it's pretty cool," Vrabel told the Beacon Journal by phone last month.

Before Vrabel is honored, his Titans (1-1) will face the Browns (1-1) on Sunday in Cleveland.

Tennessee Titans coach Mike Vrabel attended last Cleveland Browns game before the team moved to Baltimore and became the Ravens

Vrabel's all-time record against the Browns is 9-4, including 4-1 in Cleveland. As a player, he went 6-3, including 2-1 at Cleveland Browns Stadium. As a coach, he's 3-1 versus the Browns, including 1-1 as Titans

boss and 2-0 on Cleveland's lakefront.

Unlike some coaches who downplay the personal significance of a homecoming game, Vrabel said clashing with the Browns is indeed special to him.

"Yeah, I grew up a Browns fan," Vrabel said. "My first NFL game with my dad was in the Dawg Pound and was at Municipal Stadium for the last game [in 1995 before the team moved to Baltimore]."

"[Fans] were taking the rows of chairs off and throwing them onto the field. ... I grew up wearing the dog bones and all that other stuff, just because football was popular and important where I grew up."

Walsh Jesuit High School graduate Mike Vrabel holds up a name tag as he poses for a portrait on June 3, 1992.

Vrabel, 48, was born at Akron City Hospital and said he lived in Springfield Township until he moved in middle school to Stow with his parents, Chuck and Elaine.

At Walsh, Vrabel became a standout in football, basketball and track and field — he threw shot put and discus — before starring as a two-time All-America defensive end at Ohio State and playing 14 NFL seasons for the Pittsburgh Steelers (1997-2000), Patriots (2001-08) and Kansas City Chiefs (2009-10).

Ohio State defensive end Mike Vrabel (left) celebrates after sacking Wisconsin quarterback Darrell Bevell.

How a back injury Mike Vrabel suffered as a student at Walsh Jesuit High School threatened his football career

The journey wasn't always smooth. Vrabel encountered a proverbial fork in the road the summer before his junior year of high school.

Excruciating back pain sent Vrabel to two doctors who said his football career should have ended.

Determined to exhaust all options, Vrabel went to a third doctor, a back specialist at the Cleveland Clinic, who concluded he could continue to play if he wore a brace and rehabilitated the injury.

"I was like, 'Thank God!' Finally, I went to enough doctors," Vrabel said.

What was the issue? Vrabel said he had suffered "stress fractures in the fourth and fifth lumbar." He conceded the experience was "pretty traumatic" until the back specialist cleared him to play again.

"Then it was like, 'OK. It's not going to be the end of the world. This is what we're going to do — get fitted for a brace, go from there,'" Vrabel said. "The brace was crazy. It was from my upper chest down below my waistline, so they kept me literally straight up and down."

As a Walsh junior, Vrabel played defensive end, linebacker and tight end standing up. As a senior, he shed the brace and returned to a three-point stance.

"It just kind of shows the perseverance this guy has," Rardin said. "I think a lot of people could have given up at that time. But that [third] doctor gave him hope, and he said, 'I'm taking it.' He ran with it."

Vrabel's version of how he initially detected the back problem provides a glimpse into his ruthless sense of humor. The discovery occurred while he ran laps as punishment for arriving late to two-a-day practices with some of his teammates.

"Did Gerry tell you when he made me run around, made me run laps when I was like, 'My back's killing me?'" Vrabel said. "He was like, 'Keep running.'"

"Then I found out I had stress fractures, and poor Gerry wanted to, like, you know, kill himself because he felt terrible. I always hold it over his head. I was like, 'Remember when you tried to ruin my career by making me run for 40 minutes around the fields?'"

New England Patriots coach Bill Belichick isn't immune to Mike Vrabel jokes

Vrabel is almost always busting someone's chops. His players are frequent targets, and even Bill Belichick is not safe, according to a tale Rardin said he has heard about Vrabel unveiling an impersonation of Belichick during a Patriots practice and drawing laughter from the stern coaching legend.

"It's like cynical humor," said Arizona Cardinals quarterback Joshua Dobbs, a former member of the Browns who started two games for the Titans last season. "He's going to throw some jabs, but he expects you to throw some jabs back."

With Vrabel, Conklin said "you've got to be on your game" when it comes to trash talk.

"He'll either hit you with something you've got to improve on for practice and be all in your face, or it's a joke," Conklin added. "So you never know what you're going to get, but you've always got to be on guard because he's just full energy."

Conklin can't help but chuckle about Vrabel's wife, Jennifer, catching the youngest of the couple's two sons, Carter, chewing tobacco and then punishing the family patriarch because his habit had set the example.

"Vrabel had to quit chewing tobacco," Conklin said. "So he started smoking cigarettes outside the [Titans] training room every morning — every morning."

Rardin accepted an invitation from Vrabel to hang out at Titans headquarters shortly after the latter had secured his first head coaching job. Rardin observed Vrabel's knack for being personable but simultaneously commanding respect.

"He doesn't have to act like the hard ass every second, but everybody knows he is," Rardin said.

On another serious note, Vrabel revealed the back discomfort caused by the stress fractures he suffered in high school never vanished.

"It bothered me throughout my career," he said.

Mike Vrabel had the traits of a perfect NFL defender, former New England Patriots assistant coach Dean Pees says

Adversity shaping Vrabel as a teenager in Summit County is fitting because of what the area represents to many who hail from it.

"There's an importance on, I think, some toughness and hard work," Vrabel said.

Former Patriots assistant Dean Pees said Vrabel "was a perfect defensive player" because he possessed loads of the four ingredients Pees seeks in defenders: Physical toughness, mental toughness, intelligence and work ethic.

Those traits allowed Vrabel to become a three-time Super Bowl champion (2001, 2003, 2004 seasons) and a Pro Bowl and first-team All-Pro selection (2007) with the Patriots after he spent his first four professional seasons as a backup with the Steelers, who drafted him in the third round (91st overall) out of Ohio State in 1997.

Vrabel started 140 of his 206 career regular-season games and compiled 762 tackles with 57 sacks, 11 interceptions, 19 forced fumbles and nine fumble recoveries. He started 18 of his 20 playoff games, registering 88 tackles with nine sacks, three forced fumbles and two fumble recoveries.

As a tight end in goal-line situations, Vrabel established himself as a go-to target of former Patriots quarterback Tom Brady. In the regular season and postseason combined, Vrabel caught 12 passes — all for touchdowns. Ten were with the Patriots (he had TD receptions in back-to-back Super

Bowl victories) and two others with the Chiefs.

“There is nobody that is better than Mike Vrabel,” Pees said. “He was tough — physically tough — and he was mentally tough. And the thing is, he was as hard a worker as I’ve ever seen. He’s in the top shelf of smartest players I have ever, ever coached.”

How Mike Vrabel playing with Ohio State Buckeyes, New England Patriots, Pittsburgh Steelers, Kansas City Chiefs translated to coaching

Pees has a long history with Vrabel. After serving as the head coach at Kent State University for six seasons, Pees entered the NFL in 2004 as a linebackers coach with the Patriots and became their defensive coordinator two years later.

Pees reunited with Vrabel by working for his former pupil as the Titans’ defensive coordinator from 2018-19. In the second of those two seasons, the Titans advanced to the AFC Championship Game.

Former Ohio State defensive end Mike Vrabel hits the sled one last time during the annual Senior Tackle pep rally on the eve of the Buckeye’s game against Michigan.

At the time, Vrabel was a second-year head coach who had ascended from an Ohio State assistant (2011-13) to a Houston Texans linebackers coach (2014-16) to the Texans’ defensive coordinator (2017).

From Pees’ vantage point, increased power and pressure didn’t affect Vrabel. Pees said he’s seen other coaches undergo personality changes with promotions.

“He’s the same guy, and so, to me, that’s what makes head coaches successful,” Pees said. “They are who they are. Belichick, [Steelers coach Mike] Tomlin, those guys are the same guys all the time.”

The leadership abilities Vrabel demonstrated as a player, Pees said, foreshadowed the coach he would become.

Pees explained Vrabel policed New England’s linebacking corps after a highly touted rookie repeatedly ignored a coaching tip and acted as if “he had a little bit of an attitude” during position group meetings.

“I’m ready to go after this guy, and so bottom line is I start in on him,” Pees said. “Vrabel stands up and says, ‘Coach, don’t worry about it. Go on with the meeting. Teach us what you need to teach us. We’ll take care of it.’”

“I don’t know what all the linebackers did, but that kid was a different kid after that day. I know they didn’t do anything physically to him, but I think they told him, ‘This is not how we’re going to do things here.’ But that told you right there about Mike Vrabel’s leadership.”

Rardin was stunned when former Ohio State assistant Fred Pagac visited a Walsh practice before Vrabel’s sophomore season and predicted he would become an NFL player. The declaration didn’t seem as bold by the time Vrabel was named the Beacon Journal Player of the Year after his senior season in 1992.

There was another notable revelation during Vrabel’s high school days. When Vrabel would sit in Rardin’s office with his feet atop a desk and discuss strategy for an upcoming game, everyone knew he was coaching material. Rardin visited Ohio State during Vrabel’s freshman season and saw the same routine unfold in coach John Cooper’s office.

Vrabel’s parents were administrators at several local schools. His father played basketball at Copley and the University of Akron before coaching hoops at Norton.

“I was always around the team,” Vrabel said. “I was an only child. I will always say this: When you’re an only child and your parents both work, you end up being spoiled — you had nice things. But I also was taught what the value of hard work

was and also how important it was to be a part of a team.”

This is how Mike Vrabel has fared while coaching the Tennessee Titans against his hometown Cleveland Browns

As coach of the Titans, Vrabel’s record is 51-38, including 2-3 in the playoffs. He was voted the 2021 Associated Press NFL Coach of the Year a season after the Browns’ Kevin Stefanski received the same award. The last time the Titans and Browns met, Cleveland prevailed 41-35 on Dec. 6, 2020, in Nashville.

The previous season, the Titans had wrecked the head coaching debut of Freddie Kitchens by rolling to a 43-13 win on Sept. 8, 2019, in Cleveland. The Browns finished with 18 penalties for 182 yards and could have used a coach who would blast them with the dangers of lacking discipline.

The Titans meet during the season for what they call “mental Thursday,” Dobbs said. Vrabel calls out individuals from every part of the depth chart and quizzes them about their responsibilities on a given play.

Vrabel holds players accountable and dishes out tough love, but he celebrates and encourages them, too.

“He’ll be that guy in the middle of the circle hyping guys up, outside the locker room congratulating guys or picking up guys for support after a tough loss, which is very unique to see,” Dobbs said. “But I think it goes back to he’s been in those moments as a player.”

“Through all of his antics and everything, I think that’s just his way of showing that he does care about you,” Conklin added. “He wants to get the most out of guys, and he’s going to push you. But in his heart, it’s ‘cause he cares about you and he wants you to do well.”

Vrabel also wants his players to talk about being “great” when they are in the Titans’ training facility, no

matter how they're feeling in the moment.

“There's something about speaking it into existence,” Conklin said.

Vrabel's greatness has granted him entry this year into two halls of fame, including one in a community where he was steeled for life in the NFL.

Here is ticket information for the Summit County Sports Hall of Fame's upcoming induction ceremony and banquet

The 65th Summit County Sports Hall of Fame induction ceremony and banquet will be held Oct. 3 at the Annunciation Greek Orthodox Church, 129 S. Union Street, in Akron. A social/cocktail hour is scheduled to run from 5:30-6:30 p.m. The program and dinner will start at 6:30 p.m.

Tickets can be bought online at akronroundtable.org. Tickets for adults are \$55. Tickets for children 12 and younger are \$25. Patron tickets, which include dinner and the purchaser's name listed in the banquet program, are \$80.

In addition to Vrabel, Jim Braccio, Andy Daniels, Jessica Jenson Starcher, Mike Morrow, Sean Robbins, Stan Stammen, Mark Steinkerchner and Mary Varga Stupczy will be inducted.

The Rev. Ronald Fowler will receive the Andy Palich Memorial Service Award. Glenda Buchanan will receive the Ed Kalail Volunteer Award.

###

MIKE VRABEL IS BECOMING A COACHING LEGEND—THROUGH HIS YELLS AND HIS HUGS

**BY KEVIN CLARK
THE RINGER
AUGUST 31, 2023**

In 2020, Ben Jones, the Tennessee Titans' longtime center, would wake up at 5:30 in the morning with a text already waiting for him. It'd be a screen grab of Peloton cycling stats and a message saying, "Beat that, fat boy."

There are hundreds of little reasons why players buy into Tennessee head coach Mike Vrabel—that's why I went to Nashville this summer to do a story on him. Jones, for instance, told me that Vrabel has long trusted him to be a leader in the locker room, challenging and empowering him to be one; that the veteran coach taught him that a nose tackle playing with more width can be a tell that the defense is in zone coverage. And also that Vrabel occasionally sends texts like "Beat that, fat boy." You can't tell one part of the story without the other. It's all connected. "You always have to make sure you are on top of your game, because he's an asshole," Rodney Harrison, Vrabel's former teammate and now an analyst at NBC, said. "He's a good asshole. I love him. He is one of the best assholes I know."

Vrabel is a 48-year-old former All-Pro defender who's entering his sixth season coaching in Tennessee. He has snagged an NFL Coach of the Year award, won nearly 60 percent of his games, and made the playoffs three times in five seasons—once getting all the way to the AFC championship—despite never having what most would consider an elite roster. He has traversed multiple eras of football—from brutal Steelers and Patriots training camps as a player in the late '90s and early 2000s, to more modern practice setups—and has blended that wide-ranging football education together to create his own style. He is equal parts hardass and

empath. He cares deeply about his players, but he also cares deeply about getting his point across.

Longtime Titans tight end Delanie Walker played against Vrabel in 2010, during the then-linebacker's last year in the league, and he noticed something strange. Vrabel was coaching Walker—or some version of coaching. "He'd help you out," Walker said. "He'd say, 'You better change that stance up, I know it's a pass. You're giving away your technique,' or [talk about] the way I was looking at the line." So eight years later, Walker immediately bought in when Vrabel became his head coach on the Titans.

What Walker noticed first was that Vrabel would air him out in a way most coaches wouldn't to an established veteran. Walker dropped a pass in practice early into Vrabel's tenure and the video was replayed during a meeting. "We don't pay you that much money to drop passes, do we?" Vrabel said. This type of biting sarcasm propels most Vrabel meetings. Harrison remembers Vrabel deadpanning things like, "Still didn't know it was Cover 3, Asante? Still messing up that call, Willie?" to bust chops during Patriots defensive meetings, and he has not changed his approach in the two decades since. Walker learned to love this. "If a coach cusses you out, yells at you, that means he likes you. He wants you to be great," Walker said. "If you can't take coaching to be great, we don't need you."

Vrabel's lack of filter when it comes to football, and his habit of jumping into drills himself, creates a physical, intense practice where you can find basically the entire gamut of human emotions. "Mike is the guy manning a .50 caliber on top of a Humvee or a Bradley and still barking out competent orders," Falcons head coach Arthur Smith, a former Titans offensive coordinator, said of those practices. "That's what I love about him. There is no gray area. If you're sensitive, it is not for you."

I'd thought about doing a Vrabel story ever since I saw a clip from a Raw Room podcast in which Walker and former teammate Daren Bates told a story about ex-defensive lineman Kevin Dodd getting kicked out of a team meeting, and eventually off the team altogether, after an exchange with Vrabel. Walker's summary of Vrabel's intense approach to coaching his players was, it appears, spot-on: "Vrabel is the type of dude to be like, 'I'll fight you, I don't care if you play football; let's go. And I'll coach you right after I fight you.'"

Now let's be clear, Vrabel is not literally fighting players. It just seems like it at times because, well, things can get heated in practice. Then things calm down. "There are no fucking grudges," Vrabel told me. "There's a mistake, an argument, a disagreement, whatever happens. In relationships that I have, I'm moving on. We don't have time to sit there and dwell on what happened. I gotta do my job."

Vrabel believes that in order to get through to players, he needs to do two things: teach them correctly, and show them that what he's holding them accountable for is worth it. "Help them become a better player, which in turn is going to help their family make more money," Vrabel told me of his philosophy. "This is professional sports. We can all say we want to do it for the love of the game. But we also do it to support our families. It's a tough road to playing professional sports, especially football, so there's got to be some of that."

Vrabel said he'll get through to some players by reminding them that if they take care of their body, they'll have a better chance to eventually reach free agency and get a payday. The instructions are simple: This will be hard, but lucrative. "Work on your conditioning, which means you can play for snaps, and then make more plays, which in turn is going to mean someone—whether it's us or somebody else—is going to compensate you accordingly," Vrabel said.

Safety Amani Hooker said Vrabel will explain in granular detail how one shift in technique can change a career. “Everyone is athletic and can jump,” Hooker said of one of Vrabel’s lessons. “The difference between making a play and missing a play is, ‘Are you going to stab when the ball is coming, or are you going to swat and miss the ball?’”

Offensive lineman Aaron Brewer said he was struggling with the two-hand punch technique and driving down on opponents as a rookie, and that Vrabel practiced it with him, hand in the dirt, in the trenches, “many, many times. He got after my ass,” Brewer said. That’s his way, Brewer explained, of showing love.

Wide receiver Nick Westbrook-Ikhine said he was surprised the first time Vrabel jumped into a drill—a punt-block drill, to be exact. “He’s still got it,” Westbrook-Ikhine said. Westbrook-Ikhine was rushing off the edge. Vrabel was in protection. “I was not expecting that stout of a figure. I almost slipped,” Westbrook-Ikhine said.

Defensive tackle Teair Tart said that after his first Vrabel practice he felt: “Horrified.” Actually, maybe horrified isn’t the right word. “But it just felt intense. Direct. He knew what he wanted,” Tart said. Eventually Vrabel was in drills with Tart teaching him how to match his hands with the pad level or pushing from the inside out. Vrabel won him over, Tart said, by “being himself. Period.” That seems to be the whole point.

There is a cliché that great players do not become great coaches, that they lack the ability to teach what was innate to them. Vrabel cuts me off before I can even get the question out. “I don’t think I was a great player,” Vrabel said. “I think I was an above-average player that figured it out. I wasn’t a great, great player.” There is some evidence of this. The stories of future Hall of Fame tackle Orlando Pace dominating Vrabel during their Ohio State practices are legendary. “It was a fucking joke. There’s nobody

been ever better than that guy. Fucking joke,” Vrabel said of those matchups. “I mean, just crazy.”

But the truth of the matter is Vrabel was an NFL All-Pro selection in 2007 and an anchor of some of the most successful defenses of all time in New England. His friend, Wisconsin head coach Luke Fickell, said he recently talked to his team about a “buddy who was not a great athlete but he was a great player.” Fickell believes there’s a threshold of talent needed for football intellect and preparation to be able to thrive on the biggest stage, and that Vrabel passed it. Then Vrabel took it from there. “I always say, God is fair, and when he gives you one thing he doesn’t give you the other,” Fickell said. “He made the ultimate balance when he gave Mike enough ability but with these unique attributes that will make you incredibly successful in whatever you do.” Vrabel has said that as a coach he doesn’t want to rely on talent, even if his teams have it—he wants to rely on fundamentals and technique to raise the team’s floor, which feels like an on-the-nose assessment of how his career played out.

Fickell said Vrabel has had the same ethos for at least three decades. “He was 18 years old and you’d say, ‘What did you think of that?’ and he’d say, ‘I think it sucks.’” This, Fickell said, was rare at an age when most people just agreed with their friends. “It wasn’t always popular, that’s why he wasn’t elected captain [at Ohio State]. But if you looked at it, he was the leader. If a guy couldn’t make his runs it wasn’t like, ‘Hey are you OK?’ It’s like, ‘No man, we’re counting on you, your ass is going.’”

Fickell believes we’re in an age when a lot of leaders just sort of steal the style of others. For instance, a lot of people watch The Last Dance and might say of Michael Jordan, “Oh, he was a leader and he was a prick and he would call people out and that’s what I’m gonna be,” Fickell says. “But no. You have to be yourself.” That, of course, is what’s happening in Tennessee.

It started with Jadeveon Clowney. Vrabel started coaching under Fickell at Ohio State in 2011. And there Vrabel figured out quickly that he needed to dramatically improve his teaching skills, doing less telling—look at how Tedy Bruschi or Tamba Hali played this, etc.—and doing more actual coaching. Then, when he started as the linebackers coach for the Texans in 2014, working with then-rookie pass rusher Clowney, he figured out that there are multiple ways to connect with players. “My first [camp] in New England, we did 10 straight two-a-days,” Vrabel said. “You didn’t have to have a week off, you didn’t have to have a day off after the fucking fifth or sixth day. Two guys quit. Two starting guards quit on that Super Bowl team. It was different. That’s not a complaint. I’m trying to always adapt and adjust.”

When he started to coach Clowney, he realized Clowney wanted to be coached from home, and that Vrabel could coach from his office. “You wanted him to respond to a text message, send him a video clip and start explaining and coaching him whether it was good or bad or a little detail that needed to get fixed or he did something we had been working on,” Vrabel said. “You’d get an immediate response and it’s, ‘OK, this is what these guys like, they like to see themselves, they like to watch it on their phone or whatever it may be.’” This, along with having two young sons at the time, got the coach to adjust even more.

Vrabel starts his sixth, and perhaps his most interesting, season as a head coach in less than two weeks. So all of these adjustments and adaptations will be crucial. The Titans are working to develop new quarterbacks like 2023 second-round pick Will Levis and 2022 third-round pick Malik Willis. The team also has a younger than normal roster, and a new general manager in Ran Carthon. Vrabel will need every trick he’s ever learned.

Fortunately, one thing that comes up when you talk to players about

Vrabel is his command of every position. He does not limit himself to one position of expertise or even one side of the ball. “He knows their checks and our checks,” safety Kevin Byard said of practices. Ben Jones said Vrabel has meetings on Fridays where he teaches football at large, maybe even a little history, instead of one scheme or focus. What Vrabel wants is the ability to have a functional conversation with every player on his team about what that player’s being taught. “So I can go into a receiver room and talk about a release or talk about a coverage from a defensive standpoint, or settling down versus a trap corner,” Vrabel said. “It’s about easy connections. I cannot have a 30-minute conversation with 90 guys in camp right now, right? But I can go into every meeting room, be seen and I can talk in front of the team meeting about all the plays that come up and some of the details that our position coaches are teaching.”

Vrabel’s journey to understand as many schemes as he could started by playing many roles and in many complicated defenses. As a rookie in Pittsburgh, “3-4, blitzing fucking everywhere,” Vrabel said. Defensive coordinator Jim Haslett would introduce a blitz and they’d be out practicing it two hours later. His time with Bill Belichick only accelerated that. Hell, Vrabel caught 10 touchdowns as a spare tight end with the Patriots. In New England, he also learned about preparation, and size and speed requirements at different positions. Because of his varied football education, he does not exclusively subscribe to any particular scheme. Smith said this is one of the major things he loved about working for Vrabel—how flexible his mind is.

Vrabel told me he believes there are a few non-negotiables to winning: You have to protect the football, affect the other team’s quarterback, and be efficient throwing the football. And be great in situational football: Almost 60 percent of games are decided by eight points or less, and a similar number are won in the last two minutes of the fourth

quarter or in overtime. Beyond that, he’s up for more or less anything.

He also believes, Jones said, in individually motivating players. “I came to work every single day and being on that field, being in that locker room, being in a meeting meant something to me,” Jones explained. “So he knew all he had to say is, ‘Hey, you’re not in it, what’s going on?’ He’s questioning my all-in, where my mind was, [why] you’re not bringing the juice,’ because he knew how bad I wanted to win that championship.” All Vrabel needed to tell Jones—and he often did—was it was hot and Jones should pack it up as an old man. Jones was locked in from there.

“And once you’re one of his guys, he trusts you and then you can bring other guys along with you,” Jones said. “As a leader you had to earn it every day. We have a unique relationship. We would be in each other’s face because I don’t want to come out for a rep, then I’d hit him with a pie for his birthday.”

Jones told me the story behind a now-viral clip of a tunnel hug between the two last year in which Vrabel can be heard saying, “I’ve never seen anything like it,” while getting emotional. Jones said Vrabel knew how hurt Jones was—in that game alone he was battling a stomach flu, torn MCL, and a high ankle sprain. Jones badly wanted to stay in the game and let Derrick Henry finish things off by running out the clock in a four-minute drill. His reasoning was simple: Jones was in Year 11 and “the next oldest guy was in like Year 4. So I wanted to make sure those guys knew I wasn’t going to leave them out to dry. I’m here for you. So I was just trying to be that guy for him. And Mike knew how bad I was hurting and what I was going through that day. He was just—it’s just one of those moments where everything happened.”

But crying is the exception for Vrabel, not the norm. Normally, he’s talking shit to everyone on the practice field. “Saying, ‘We did this when we won a Super Bowl,’” Jones

said to describe Vrabel’s mixture of humble brags and just outright brags. “He’ll say, ‘Oh I used to take all the defensive reps, then turn around and play scout team safety,’” and I’d say, ‘Did you take 100 snaps a day, old man? There’s no way you took all those reps.’”

Unfortunately for Jones and the other players who like to needle Vrabel back, his stories are mostly true. “He loved practicing on the scout team. He loved it. Loved it!” Harrison said. “He didn’t care if he had to be Ed Reed, the free safety, Ray Lewis, middle linebacker, or one of the great defensive ends, he would play that role. I was a great practice player and I’m like, ‘Look at this dude. He’s out running special teams, starting defense, nickel, goal line and he’s playing scout team defense. That is phenomenal.’” This simply didn’t happen in the NFL, Harrison said. “He’s running R3 [position] on kickoff running down and it’s 90 degrees, full speed, juking guys, tagging off on the runner inside the 20, and he’s celebrating like he had three sacks. It was just so important to him.”

It is still important to Vrabel, of course. But this season, he’s once again looking for the thing he’s always looking for. One time, he said, an opposing coach told him after a game that his team played their asses off. “It was the greatest feeling in the world,” Vrabel said. “It’ll be the best compliment I ever get. Not that we had a good play or a cool blitz. That we played our asses off. That’s all I need.” That and some Peloton wins, I guess

###

**TITANS COACH MIKE
VRABEL VOTED INTO
PATRIOTS HALL OF FAME**

**BY JIM WYATT
TENNESSEETITANS.COM
MAY 4, 2023**

NASHVILLE – Titans head coach Mike Vrabel has earned some pretty nice recognition for his playing career – on Wednesday, Vrabel was voted into the Patriots Hall of Fame.

A three-time Super Bowl champion with the Patriots, Vrabel was voted by fans as the franchise's 34th inductee. Vrabel joins Troy Brown (2012), Tedy Bruschi (2013), Kevin Faulk (2016), Ty Law (2014), Matt Light (2018), Willie McGinest (2015) and Richard Seymour (2022) as the eighth player to enter the Patriots Hall of Fame as a three-time Super Bowl Champion with the team.

The date and time for the 2023 Patriots Hall of Fame induction ceremony will be announced at a later date.

"It's my pleasure to announce Mike Vrabel as this year's selection to the Patriots Hall of Fame," Patriots Chairman and CEO Robert Kraft said. "Mike's leadership and versatility were principal to one of the most successful eras in franchise history, propelling the Patriots to three Super Bowl titles in four years and establishing multiple NFL records for consecutive-game win streaks. Many Patriots players have made contributions in all three phases of the game, but none more significantly than Mike. He was an eight-year starter on defense who also regularly contributed on special teams and is the only player in NFL history to score touchdowns on his first 10 career receptions, including touchdowns in back-to-back Super Bowl victories. He was respected for his football intellect and was destined to become a head coach in this league. I look forward to welcoming him back to New England, where his induction will preserve his legacy as one of the

greatest players in franchise history."

Vrabel, who took over as head coach of the Titans in 2018, joined the Patriots before the 2001 season, following a four-year career with the Pittsburgh Steelers.

During his eight seasons in New England, Vrabel played a key role on defense on three Super Bowl championship teams (2001, 2003 and 2004). He also caught eight regular season passes and two more in the playoffs. All 10 of his receptions were for touchdowns, including receptions in back-to-back Super Bowl wins over the Carolina Panthers in Super Bowl XXXVIII and Philadelphia Eagles in Super Bowl XXXIX.

Vrabel earned Pro Bowl and first-team Associated Press All-Pro honors following the 2007 season.

Beginning in 2007, the Patriots started a new tradition, inducting one player or head coach into the team's Hall of Fame each year. The process for induction involves a panel of media, alumni and staff who collectively nominate the players or head coaches most deserving of induction. After the nominations are made, the committee votes and the top three tallies become that year's finalists. The Patriots then give fans the opportunity to vote online to select each year's hall of fame inductee. The Patriots are the only team in the NFL that allows their fans to make the final selection for enshrinement into the franchise's highest honor.

###

THERE'S ANOTHER SIDE OF TENNESSEE TITANS COACH MIKE VRABEL- JUST ASK LUKE FICKELL

**BY GENTRY ESTES
THE TENNESSEAN
AUGUST 24, 2022**

He was ready to roll. He'd found tickets. He'd be off work for once, and some of his kids could accompany him.

Luke Fickell was excited. So much so that he was set to throw on a little two-toned Tennessee Titans gear and cheer like any other home fan in Nissan Stadium during January's big playoff game against the Cincinnati Bengals.

But then, Fickell said, "It really started to hit me."

How would that look? Would people understand why?

The University of Cincinnati's celebrated football coach, after all, couldn't be like any other fan, and certainly not for that game. "Thank goodness," Fickell said, a basketball tournament with his kids kept him home and away from Nashville that day.

"I didn't want someone to see me and think, 'Whoa now, you're supposed to be a Cincinnati guy,'" Fickell said.

"But the roots are a little bit deeper than that."

Titans coach Mike Vrabel (left) and University of Cincinnati coach Luke Fickell catch up during the Bearcats' pro day in 2022. The two successful coaches have remained close friends since their days as roommates at Ohio State.

The idea that Fickell – who lives across the street, by the way, from the Brown family that owns the Bengals – would root against Cincy's other football team shows how close his friendship is with Titans coach Mike Vrabel.

And for how long it has lasted, two decades and counting.

A famous football friendship

They started as college roommates and teammates at Ohio State, became coaching colleagues three years later and have remained supportive sounding boards for each other – to talk football, family, whatever – as each has neared the pinnacle of a cutthroat profession.

Vrabel was the NFL's coach of the year last season for leading the Titans to a 12-5 record and the AFC's No. 1 seed.

Fickell, meanwhile, won at least eight different national coach of the year awards, taking the 2021 Bearcats to 13 wins and a spot in the College Football Playoff.

In the past four seasons, Fickell has gone 44-7 with a Cincy program that went 4-8 in 2017, his first season. Soon after, Vrabel took over the Titans in 2018, beginning his own run of four consecutive winning seasons.

It's tempting to think these two could become a more contemporary version of Bill Belichick and Nick Saban, football's greatest pro-college coaching friendship, with each having enjoyed historic success after working together previously.

But with Fickell and Vrabel, it's different. They are closer. They were friends first.

Fickell was the best man at Vrabel's wedding.

"I don't even look at us as head coaches," Vrabel said. "Like, I have a conversation with other head coaches and then I have a conversation with Luke, and it's far different."

As I'm witnessing the two coaches catch up on an early morning Zoom call between Nashville and Cincinnati, I quickly realize what Vrabel meant by that.

Cincinnati coach Luke Fickell looks over a play during a spring practice at Nippert Stadium in Cincinnati on March 24, 2022.

I sense that I'm privy to something most won't see. Once together, two famous coaches are oddly at ease. They'd just be normal buddies and dads – talking families, bringing up memories, ribbing each other – if the conversation didn't also delve into red-zone offense and how it differs in college and the pros.

Or how Fickell didn't make it to the start of the Titans' training camp as planned, because his wife showed up in his office with plane tickets to Marco Island, Florida.

"He called from the beach as the waves were crashing," says Vrabel.

"And he said, 'Good decision,'" Fickell adds.

Back at Ohio State

Of the two, Vrabel was the one who always saw himself coaching. Fickell used to want to be an eye doctor after he was done being a defensive lineman.

They met in the mid-1990s on Vrabel's recruiting visit to Ohio State. Fickell – who is a year older – hosted. Vrabel had previously visited Michigan and was leaning toward going there, he said, but ultimately "just felt much more comfortable with the players at Ohio State."

Ohio State's Mike Vrabel, left, sacks Indiana quarterback Jay Rodgers, center, with help from teammate Luke Fickell during the first half of a game in Bloomington, Indiana, on Nov. 16, 1996.

After Vrabel's first year, they ended up sharing an apartment. Fickell did most of the cleaning. Vrabel took care of the cooking, as he knew how.

"I didn't have a choice," Vrabel said. "I was an only child. I was fat and I wanted to eat, so I had to cook."

Fickell's brief try at the NFL was spoiled by a knee injury, leading him into college coaching – rather than optometry. Vrabel became a 14-year NFL veteran, and with each of his new contracts, Fickell would kid him about not needing to coach after all. Vrabel insisted anyway, and Fickell eventually took him up on it.

In May 2011, with Vrabel at the end of his playing career, Ohio State coach Jim Tressel resigned amid an NCAA infractions scandal. Fickell, a long-time Tressel assistant, became the Buckeyes' interim coach for the 2011 season, which was rapidly approaching. He reached out to Vrabel to join his coaching staff.

"If you're going to hire somebody for a unique situation like that," Fickell said, "you want to hire somebody that you trust and believe and is going to have your back. It was a no-brainer. I just didn't know if it was really something that he really, really wanted to do or he just wanted to help out."

The perception was that Fickell talked Vrabel into retiring as a player, but that wasn't necessarily the case, Vrabel said. Given that he wasn't under contract at the time, Vrabel said he had pretty much made up his mind already. He'd stopped training. Then came "a great opportunity" at his old college.

The 2011 season was rough for anyone associated with the Buckeyes, especially Fickell and Vrabel. They lost their final four games, including a bowl – all by one score or less – to finish with a 6-7 record. It remains Ohio State's only sub-.500 season since 1988.

"I remember how awful '11 was and how much Luke wanted to do well for Ohio State, for the kids," Vrabel said. "The program was just kind of in turmoil. I didn't know how to help him. I mean, I tried to listen a lot."

"It was unique," Fickell said. "There was only one guy who was probably

there every night, whether it was 10:30, 11, 12 o'clock at night, to be able to sit and just kind of decompress and talk to about it. And it was him."

Ohio State defensive line coach Mike Vrabel and defensive coordinator Luke Fickell discuss strategy during the Big Ten Championship Game between Ohio State and the Michigan State at Lucas Oil Stadium on Dec. 7, 2013.

When Urban Meyer was hired by Ohio State after the season, he ended up retaining Fickell and Vrabel – which is rare in coaching. Fickell coached the Buckeyes' defense up until he took the Cincinnati job before the 2017 season.

Vrabel coached the D-Line for a couple of years before opting to leave for the NFL's Houston Texans.

"It was like, 'OK, I felt like I've learned enough,' and I wanted to move on," Vrabel said.

"After being down there at one OTA," Fickell said. "I kind of looked at him and said, 'I think you are in the right spot. If you want to do this and continue to move forward, I think that you can be a head coach in five years.' That was just my opinion just by watching his presence and how people reacted to him."

Friends first, coaches second

For what it's worth, Fickell believes Vrabel could have "no doubt" been successful in college, too.

Vrabel feels the same about his friend and the NFL.

"Yeah, Luke could coach in this league," Vrabel said. "We've talked about it. But the thing that I always respect about Luke is that whether he had opportunities to go to other places or not, he did what was best for him and his family — and not just chase every job that came up or that somebody called him about. I always respected that."

Fickell, who has six children, has been linked before to pro opportunities. NFL.com reported in December that he had spoken to the Detroit Lions the year before "and the expectation within the league is Fickell will be in the mix for NFL jobs again in the upcoming hiring cycle, if he's interested."

If he's interested.

That could be a big 'if,' sounds like.

"(Vrabel) talked to me when he was down in Houston about, 'Hey, you need to get in the NFL. You need to come do this,'" Fickell said. "I don't know. I don't see myself being able to maybe transition as well as he did. ... The ability to have that presence – because he played 14 years and because he has three Super Bowl rings – I think as an outsider sometimes that becomes a little bit more difficult."

When it comes to Vrabel, Fickell kept going back to that word: "Presence."

Mike Vrabel, the reigning NFL Coach of the Year, has guided the Tennessee Titans to four straight winning seasons, including a 12-5 finish and No. 1 seed in the AFC playoffs in 2021.

He always had that, Fickell said. It's why he says his pal has become one of the most respected coaches in the NFL.

But Vrabel is still his friend. So while he'll tell me those kind words, he's not saying them once Vrabel joins the Zoom call.

I ask, do they brag on each other?

"I try to help Luke recruit. I try to praise that program as much as I can," said Vrabel, joking that he'll listen to interviews and Fickell doesn't do the same.

He's wrong about that, though. I'd just heard it.

"There's not as many tight connections that are going to truly

last in a lifetime,” Fickell said. “... I cherish the unique ones that you know won’t change no matter what, whether it’s 15, 20 years down the road.

"For me, he’s one of those guys.”

#

**TITANS HC MIKE VRABEL
NAMED AP 2021 NFL
COACH OF THE YEAR AT
NFL HONORS BEFORE
SUPER BOWL LVI**

**BY JIM WYATT
TENNESSEETITANS.COM
FEBRUARY 10, 2022**

LOS ANGELES – Titans head coach Mike Vrabel on Thursday night was named 2021 NFL Coach of the Year by the Associated Press.

Vrabel was recognized at the NFL Honors here in Los Angeles just three days before Super Bowl LVI.

"It is an honor and a privilege to play and coach in this league," Vrabel said on stage. "And having coached in the Pro Bowl (last week), I know our game is in good hands. My job and every coach's job is to teach, develop and to make a connection, and to make an impact.

"I want to thank our owner, Amy Adams Strunk, and I want to thank my family. I want to thank my wife Jen, I want to thank my sons Tyler and Carter. I want to thank my best friend – I want to thank (John Streicher) 'Stretch' (the team's Coordinator of Football Development). This is a reflection of our 91 players that helped us win 12 games, and our coaching staff. Thank you, and this is a pleasure."

Last month, Vrabel was also named 2021 Coach of the Year by the Professional Football Writers of America (PFWA).

Vrabel guided the Titans to a record of 12-5 during the regular season. Vrabel's Titans captured the AFC's No.1 seed for the first time since the 2008 season. The 12 wins in the regular season were the most for the franchise since 2008, when the Titans finished 13-3.

During a zoom interview after the presentation, Vrabel discussed the strong culture in Tennessee while working alongside General Manager Jon Robinson. The Titans announced on Tuesday they'd

agreed to a contract extensions with Vrabel, who was hired before the 2018 season, and Robinson, the team's GM since 2016.

"I think it is about the people that we bring in, and it is also about our leaders," Vrabel said. "Everybody talks about culture, and the thing that I tell our football team is we are going to define our culture by what we look like when we are at our worst. Because it is easy to say everybody has a great culture when you are winning. But when you go through struggles and maybe you lose a couple of games in a row, that is maybe when I take a peek and see what our culture looks like. I am excited about it because we have had adversity and we've been able to persevere through that."

Vrabel said Amy Adams Strunk "demands the best of Jon and myself, but she let's us do our jobs."

"If there's things that she wants, she will tell us, and obviously we do it," Vrabel said. "But she allows Jon and I to do our jobs, she trusts us to work through things, to have conversations about personnel, and about the direction of the team. ... She's given us the resources to continue to build meeting rooms and classrooms (at the facility) to help team our players. I can't say enough about her and her family."

Vrabel's Titans won the AFC South for the second straight season in 2021, and the organization made its third consecutive postseason appearance in his four seasons as head coach.

The Titans used 91 players during the 2021 season, an NFL record for a non-strike season.

Vrabel's overall record since taking over as coach of the Titans is 44-27, including regular season and playoffs. In 2021, Vrabel tied Jack Pardee for the most total wins by a head coach in his first four seasons with the organization. In Pardee's first four seasons as head coach from 1990 through 1993, the Oilers were 43-26, including playoffs. Of all Titans/Oilers head coaches with

at least four seasons with the franchise, Vrabel's career winning percentage ranks the highest.

On several occasions Thursday night, Vrabel thanked those around him.

He said coaching – and playing – is a commitment from everyone, so everyone shares in success.

"That goes for the coaching staff, and their families," Vrabel said. "And I always tell our players: Go back and look when we lost to the Jets, the number of people that texted you after that game. Because everybody texts you when you win, but nobody texts you when you lose and says, 'Hey, hang in there. You'll get them next week.' But that's what our families do, and that's what our kids do.

"So, I am always reminding that to our players: Not too many people remember you when you lose, or text you when you lose, and (the families) are in it for the long haul."

###

**BIGGER STRONGER OLB
RASHAD WEAVER
ANXIOUS TO SEE HIS
HARD WORK PAY OFF ON
FIELD FOR TITANS**

**BY JIM WYATT
TENNESSEETITANS.COM
JULY 5, 2023**

NASHVILLE – Rashad Weaver chuckled when asked what he sees when he looks at his rookie photos.

"The boy looks a little frail," Weaver said with a smile. "He looks a little slender."

The Titans outside linebacker doesn't look that way now.

With some hard work – he spent a good chunk of his offseason working with a trainer known as "Monster Maker" – Weaver feels bigger and stronger than ever.

But it didn't come easy.

"That entails workouts for three hours in the weight room, where you lay on the ground and say: 'I hate this' every day," Weaver said. "And on the off days you go run hills, 50-yard sprints up the hills that's working your speed and your leg strength and your drive.

"But I know it's working, because I can feel the difference. And, the easiest way to know something is working is when you see the difference or other people see the difference in you and they make remarks about you.

"For someone like me, it just makes me want to keep going."

Weaver, a fourth-round draft pick by the Titans in 2021 who is now heading into his third NFL season, is looking to make a bigger difference for the team in 2023.

He plans to do it by taking advantage of the work he's put in away from the facility, combined with the work during the team's offseason program, including OTAs and minicamp.

A 6-foot-4, 259-pounder, Weaver played in 16 games for the Titans in 2022, and he totaled 5.5 sacks, 39 quarterback pressures, and 27 tackles. It came one season after his rookie year was cut short after just two regular season games because of a broken leg that had him getting around on a scooter for a long stretch.

When last season ended, Weaver said he went into "hibernation mode," sleeping for nearly two weeks to let his exhausted body recover.

He then went to work.

Weaver said most of his focus this offseason has been on his lower body strength, although he'd packed some muscle mass on his upper body as well while working at an old gym in Fort Lauderdale, Florida, before returning to Nashville to work at Ascension Saint Thomas Sports Park.

And when he watched film of himself this offseason, he took notes.

What he saw was a guy who wasn't always able to finish because of what he felt was a lack of lower body strength. Surgeries in recent years to repair a torn ACL and then the broken leg proved to be big hurdles.

"The biggest thing for me (to focus on) was strength, and that's where I put a lot of work in this offseason," Weaver said. "I'd never been a huge weight room guy, but coming off leg injuries in the past, those are things that knock your leg strength back.

"So now I can go out here and really bully guys and have play strength and play through contact and finish a lot of things that were really just right there last year, and really be better overall. ... These are grown men out there."

Weaver now feels like he's one of those grown men.

Heading into Year 3, he looks and feels more explosive.

He wants to see it play out on the field.

"I made it here for a reason," Weaver said. "So, it's up to me to do what I do with the opportunity."

###

**TITANS AGREE TO TERMS
WITH TE TREVON WESCO
ON A ONE-YEAR DEAL**

***BY JIM WYATT
TENNESSEETITANS.COM
MARCH 31, 2023***

NASHVILLE – The Titans have agreed to terms with veteran tight end Trevon Wesco on a one-year deal.

Wesco, drafted in the fourth round of the 2019 NFL Draft by the Jets, has played in 54 games over the past four seasons, with 13 starts.

The 6-foot-3, 267-pounder played in 2022 for the Chicago Bears after playing his first three NFL seasons with the Jets.

Wesco, who played college football at Lackawanna College and West Virginia, has caught eight passes for 113 yards in the NFL. He caught two passes for 26 yards while playing in 14 games, with one start, last year with Chicago.

Wesco, regarded as a sturdy blocker, also has experience as a fullback.

During his final season as West Virginia, Wesco was an all-Big 12 first team selection after making 26 catches for 366 yards, averaging 14.1 yards per catch, and one touchdown. He overlapped with Titans assistant Tony Dews at West Virginia for a season. Dews is now tight ends coach with the Titans after previously serving as running backs coach under head coach Mike Vrabel.

###

THIS RECEIVER TOOK A DIFFERENT ROUTE

**BY DAVID BOCLAIR
SI.COM
JANUARY 19, 2022**

NASHVILLE – Nick Westbrook-Ikhine readily admits it. He had a Plan B.

His first choice was to play football for a living, but he was not convinced it would happen. It did not help that he was not selected in the 2020 NFL Draft following a productive career at Indiana University.

“There was a time I was interviewing for jobs while finishing up my senior year at IU where [I thought] I just have to have that backup,” he said. “You never know what is going to happen. But I knew I was going to have an opportunity and just figured I would make the best of what I have. That’s really all I could ask for – to have this opportunity.”

To say that he has made the most of it would be an understatement.

There were 35 wide receivers selected in the 2020 NFL Draft, and the Titans did not take any of them. Instead, franchise officials covered their bases with four undrafted players at that spot (they did not sign more than two at any other position). Krisitian Wilkerson (Southeast Missouri State) has appeared in four games with the New England Patriots, and Mason Kinsey (Berry College) made his NFL debut with the Titans this season but has not seen the field since. Kyle Williams (Arizona State) has never played in a game.

Westbrook-Ikhine, on the other hand, has played 30 out of a possible 33 games and has progressed from a special teams performer to a role player on offense to his current role as a significant contributor in the passing game. He was the Titans’ second-leading receiver this season with 38 receptions for 476 yards and four touchdowns. In the three games A.J. Brown spent on injured reserve,

it was Westbrook-Ikhine who played more snaps than any of the team’s other wide receivers.

Only 19 of wide receivers drafted in 2020 have caught more passes through their first two seasons than Westbrook-Ikhine, who has 41 for 509 yards and four touchdowns. Just 14 have more touchdown passes.

“There’s definitely times I’m sitting at the house and I kind of realize the position I’m at and the blessing I have to be on this team (and) have a role – a solid role – on this team,” Westbrook-Ikhine said. “Yeah, I’m definitely proud of what I’ve been able to accomplish.”

That road from obscurity to importance makes Westbrook-Ikhine the exception Saturday when the Titans host the Cincinnati Bengals in a matchup that features a handful of sure-things – or as close to it as you can get.

Combined, the offenses include two wide receivers who were top 10 overall picks – Tennessee’s Julio Jones (sixth, 2011) and Cincinnati’s Ja’Marr Chase (fifth, 2021) – and three others who were second-round selections – Tennessee’s A.J. Brown (2019) and Cincinnati’s Tee Higgins (2020) and Tyler Boyd (2016).

All of them have lived up to expectations. Jones, Brown and Boyd have multiple 1,000-yard seasons to their credit, and Jones is one of the NFL’s all-time leading receivers. Higgins topped 1,000 receiving yards for the first time this year, and Chase set an NFL rookie record with 1,455 this season.

Westbrook-Ikhine won’t be mentioned in the same breath as any of them anytime soon, but – in the most literal sense – he absolutely is in their league.

“We have always had confidence in (Westbrook-Ikhine),” coach Mike Vrabel said. “I think he has developed. ... He blocks for us. He plays on special teams. He knows multiple positions. Those types of players are very valuable to a team.”

Even if they are not obvious choices from the outset.

Or, if they question whether they belong every now and then. Westbrook-Ikhine, for example, admits to occasional insecurity about his career choice.

“I feel like that’s just a natural human thing,” he said. “Doubt creeps in at times. I feel like it kind of shows its head when you play poorly because there’s doubt in your mind. I just have to kind of roll with those punches and realize what God put me on this earth to do – this gift and talent he gave me – and try to use it to the best of my ability.”

###

**TITANS SELECT
CINCINNATI TE JOSH
WHYLE IN FIFTH ROUND
OF SATURDAY'S NFL
DRAFT**

**BY JIM WYATT
TITANS ONLINE
APRIL 30, 2023**

NASHVILLE – The Titans selected Cincinnati tight end Josh Whyle in the fifth round of Saturday's NFL Draft.

Whyle, selected with the 147th overall pick, is an athletic big man who proved in college he can make plays, scoring 15 touchdowns.

Whyle said he met Titans head coach Mike Vrabel several times in the past year, as Whyle's former college coach, Luke Fickell, was roommates with Vrabel at Ohio State.

"It was a good conversation (with Coach Vrabel)," Whyle said of his draft day call. "When that call came, I don't even know if he could understand what I was saying. My heart was pounding. It was a pretty cool moment. ... We're both just excited for me to get down there and contribute any way I can to the team.

"(The Titans) like the idea that I can do a little bit of both – I can be an in-line blocker, and they can spread me out to be able to catch the ball. Not only that, but I think I have good special teams value."

Whyle (6-6 ½, 248), a former receiver who switched to tight end, caught 32 passes for 326 yards and three touchdowns last season for the Bearcats. He caught 88 passes for 1,062 yards for 15 touchdowns in his college career. He was a first-team All-American Athletic Conference performer in 2022, when he played in 12 games, with 10 starts.

Whyle caught six touchdowns in both 2020 and 2021.

Whyle ranked 78th on Bruce Feldman's 2022 Freaks List for The

Athletic (4.65 in the 40, 35.5" vertical, 10'3" broad, 20 mph on GPS, 16 reps of 225).

"I'm 6-6, 250 and I think I can move really well," Whyle said. "Growing up I played every sport you can imagine. My parents started me out in gymnastics when I was young, but I played basketball and football throughout high school. Football is something that I've always been good at, and it's something I've always found fun, which I think is really important.

"If you are going to play this game and make a career out of it, you have to have fun with it."

###

**TO UNDERSTAND
TENNESSEE TITANS'
MALIK WILLIS, START
WITH HUGH FREEZE'S
'OH MY GOSH' MOMENT**

**BY BEN ARTHUR
THE TENNESSEAN
MAY 22, 2022**

Hugh Freeze wanted to pull his hair out.

The Liberty Flames football coach watched his team go through a red-zone drill during practice. That's when his star quarterback, Malik Willis, threw an interception. A defensive lineman tipped the pass and a defensive back scooped it up.

Freeze, fuming, saw Willis go over to the defense and congratulate the two players responsible for the turnover. He told them how great of a job they just did.

Then Willis came over to his frustrated coach. And like the countless other times Freeze has been angry, his quarterback just placed his arm around him:

We'll make the next one, coach. Well make the next one.

"While it may drive me crazy, it made everybody in that locker room want to follow him and want to be around him," Freeze said. "He has this attractive humility about him to where it was never really about him. It doesn't mean he's not competitive. ... He's just got that rare quality in today's time where he's not seeking others' approval."

Willis' former coaches and trainers who spoke to The Tennessean described the Tennessee Titans third-round rookie as joyful with a magnetic aura.

It offered a glimpse into the personality of the man the Titans drafted as their potential quarterback of the future. Willis will sit behind veteran incumbent Ryan Tannehill for at least a season.

'He sets the temperature for the room'

John Ford recalled the mornings during the 2016 high school football season.

The coach at Roswell High School in Georgia at the time, Ford and his staff would hold meetings, watch film and plan practice at the field house. And every day, no matter what, Willis stuck his head through the door, smiling and grinning ear-to-ear:

Hey, coaches. How are you doing?

"He had such a great demeanor at all times," said Ford. "Always smiling. Always connecting with others. Making others around him feel better.

"He's not a thermometer. He's a thermostat," added Ford. "He sets the temperature for the room and always does it with tremendous joy. ... If you have a bad day around Malik Willis, there's something wrong with you."

In college, Willis went on quarterback retreats during spring break. The group – which featured future first-round draft picks Dwayne Haskins, Justin Fields and Trey Lance – would spend a week in Los Angeles or Miami to train daily.

"Even amongst a group of peer, elite quarterbacks, he was always the one people gravitated to," said Sean McEvoy, a private quarterback coach who has worked with Willis since he was a junior in high school.

Willis is "mild-mannered" until you get him talking about something he's passionate about, McEvoy explained. Football, golf, music and video games are some of those passions.

On those topics, he'll go from just hanging out to leading the conversation.

"Very much likes to think through things," McEvoy said. "He likes to process. I think he's very thoughtful in opinions he expresses. Like he

wants to feel he's wrapped his head around (a concept) before he'll give an opinion on a topic.

"I think it's very similar to the way he processes things on the football field."

Developing as a quarterback

When Willis arrived at Liberty in 2019, the NFL was the furthest thing from Freeze's mind when assessing his new quarterback.

The Flames knew he could run. They felt confident they could win games with him. But he attempted just 14 passes in two years before transferring from Auburn. His limited snaps focused on his running skills. The biggest unknown was whether Willis could be a functional passer.

He was on the scout team his first year at Liberty, ineligible to play as a transfer. By spring 2020, Willis was an "average" practice player still learning the offense and honing his mechanics, according to Freeze.

Then came the following season.

"We get to the fall and turn the lights on and five games in you're thinking, 'Oh my gosh,'" Freeze said. "'He's got something to him.'"

Freeze, a college coach for 13 years, including five seasons at Ole Miss in which he beat Alabama twice, said Willis can make "every throw" and has the best arm strength of any player he's ever coached. Coupled with his running ability, he said Willis has a skillset similar to Lamar Jackson and Josh Allen, though he prefaced with, "I'm certainly not saying he's ready to be in a sentence with those guys."

In two seasons at Liberty, Willis completed 62.4% of his passes for 5,117 yards, 47 touchdowns with 18 interceptions. He also had 338 carries for 1,822 yards and 27 TDs for the Flames.

"His arm is dynamic," said Quincy Avery, a top quarterback trainer who works with Willis. "He has an

ability to extend plays and do so much with his legs that, as a young quarterback trying to figure things out, he's going to have the ability to do some things that are going to allow him to be successful, even if he doesn't understand every single defense you're throwing at him."

There's the potential that made Willis a potential first-round pick – and there's the concerns that caused him to fall to the Titans in the third round.

He took a lot of sacks at Liberty, finishing No. 1 in the FBS with 51 in 2021. The 18 interceptions came in 23 starts for the Flames.

Freeze said the sacks weren't Willis' fault, proclaiming his team "just didn't protect well" and if not for Willis, the sack numbers would've been "double."

As for the interceptions, Freeze said there were some "bad ones." But there were too many good reads and throws to be overly concerned, Freeze explained.

"You can take a cut-up of his two years (at Liberty) and you can pull those and certainly make your case to be negative with him," said Freeze, "but I guarantee you I can pull 10 times that many where you say, 'Oh, wow. What a throw.'"

Freeze described Willis' growth as a passer at Liberty "transformational." But his journey started at home in the Atlanta area, where he's worked with McEvoy since transferring from Westlake High School – where Cam Newton attended – to Roswell ahead of his senior year. Avery entered the picture early in his college career.

In high school, building consistency in Willis' throwing mechanics took priority. It was tightening up his upper-body arm motion. Tweaking his arm path to make it more efficient and free flowing. Making sure his full cleats were in the ground so he had a good base to generate consistent power.

In the pre-draft process, McEvoy and Avery built on the things he wasn't asked to do at Liberty. They dove into NFL concepts, studying coverages he'd face at the next level.

Avery said the knock on Willis for playing in Freeze's run-pass-option scheme is "overblown."

"There aren't a lot of guys in college who do necessarily the same things that they're going to be doing in the NFL," said Avery. "It's just, 'How quickly are they going to pick up the playbook?' And I think he is really smart and will be fine."

Liberty head coach Hugh Freeze looks towards his team during the second half of an NCAA college football game against Mississippi in Oxford, Miss., Saturday, Nov. 6, 2021. Mississippi won 27-14. (AP Photo/Rogelio V. Solis)

But Freeze said he'll need to speed up his reads, as he'll face faster and more athletic defenders at the NFL level. McEvoy wants to see his consistency as a pocket passer improve; knowing when to use his athleticism versus when to just check the ball down and take the yards he can get.

After operating primarily out of the shotgun at Liberty, Willis will play more under center for the Titans. He had exchange issues on the first day of rookie minicamp earlier this month, though it was clean the following day.

"I just expect myself to come to work every day as long as God wakes me up," Willis said at rookie minicamp. "Just come out here and enjoy myself and try to be the best player I can be. Fight through the mistakes, fight through the successes.

"Either way it goes, you got to stay calm, cool and collected."

'It's a game at the end of the day'

Willis backed up Jarrett Stidham for two seasons at Auburn. Then he was the odd-man out in the competition

to replace him in spring 2019, leading him to the transfer portal.

A three-star recruit in the 2017 class, Willis was listed as an "athlete" by major recruiting sites. Virginia Tech, where he initially committed, wouldn't give him a chance to play quarterback, according to Ford. People constantly told him to try receiver and defensive back. He wasn't a quarterback full-time until his senior year of high school.

But Willis always knew he was a quarterback.

"You got somebody who plays receiver or plays safety or plays something (else) that you could put at quarterback and win. But I was the opposite," explained Willis. "I was a quarterback that could play (other positions). ... So it wasn't really a conviction. It's an identity. It's what I am."

What he is, too, is a "kid at heart," Freeze said.

Like how he maneuvered the question about his relationship with Tannehill, who had made headlines saying it's not his job to mentor Willis.

When first asked about Tannehill's comments, Willis said "what comment?" before laughing and saying "everything's cool," diffusing what had become a hot-button narrative in the NFL.

"It's a game at the end of the day," said Willis. "I mean, it's a very important game to a lot of people, but it's a game at the end of the day. You go through way worse stuff in life. You have to understand that and be resilient as a person outside of football. I feel like when it comes to football, you just have to be strong minded and understand it's not your identity.

"I feel like you're supposed to use this platform for something," he continued. "I use it for God."



TENNESSEE TITANS

ABRIDGED HISTORY

UPDATED THROUGH NOV. 26, 2023
THE NON-ABRIDGED HISTORY IS AVAILABLE
IN THE 2023 TITANS MEDIA GUIDE

2021 SEASON (12-5 REGULAR SEASON, 0-1 PLAYOFFS) • 1ST PLACE AFC SOUTH

| DATE | OPPONENT | SCORE | W/L | ATT |
|----------|-----------------|--------------|-----|--------|
| Sept. 12 | ARIZONA | 13-38 | L | 67,216 |
| Sept. 19 | at Seattle | 33-30 (W OT) | | 68,585 |
| Sept. 26 | INDIANAPOLIS | 25-16 | W | 67,914 |
| Oct. 3 | at N.Y. Jets | 24-27 (L OT) | | 70,232 |
| Oct. 10 | at Jacksonville | 37-19 | W | 58,282 |
| Oct. 18 | BUFFALO | 34-31 | W | 69,419 |
| Oct. 24 | KANSAS CITY | 27-3 | W | 69,484 |
| Oct. 31 | at Indianapolis | 34-31 (W OT) | | 59,175 |
| Nov. 7 | at L.A. Rams | 28-16 | W | 71,785 |
| Nov. 14 | NEW ORLEANS | 23-21 | W | 69,414 |
| Nov. 21 | HOUSTON | 13-22 | L | 67,395 |
| Nov. 28 | at New England | 13-36 | L | 65,878 |
| Dec. 12 | JACKSONVILLE | 20-0 | W | 67,808 |
| Dec. 19 | at Pittsburgh | 13-19 | L | 59,521 |
| Dec. 23 | SAN FRANCISCO | 20-17 | W | 69,361 |
| Jan. 2 | MIAMI | 34-3 | W | 69,091 |
| Jan. 9 | at Houston | 28-25 | W | 66,722 |
| Jan. 22 | Cincinnati | 16-19 | L | 69,242 |

| | TITANS | OPP |
|--------------------------|----------------|------------------|
| Total First Downs | 362 | 331 |
| Rushing | 134 | 90 |
| Passing | 194 | 204 |
| Penalty | 34 | 37 |
| 3rd Down: Made/Att | 103/236 | 77/210 |
| 3rd Down Pct. | 43.6 | 36.7 |
| 4th Down: Made/Att | 15/24 | 14/24 |
| 4th Down Pct. | 62.5 | 58.3 |
| Possession Avg. | 32:40 | 27:20 |
| Total Net Yards | 5,822 | 5,607 |
| Avg. Per Game | 342.5 | 329.8 |
| Total Plays | 1133 | 1039 |
| Avg. Per Play | 5.1 | 5.4 |
| Net Yards Rushing | 2,404 | 1,438 |
| Avg. Per Game | 141.4 | 84.6 |
| Total Rushes | 551 | 368 |
| Net Yards Passing | 3,418 | 4,169 |
| Avg. Per Game | 201.1 | 245.2 |
| Sacked/Yards Lost | 47/327 | 43/316 |
| Gross Yards | 3745 | 4485 |
| Att./Completions | 535/359 | 628/395 |
| Completion Pct. | 67.1 | 62.9 |
| Had Intercepted | 14 | 16 |
| Punts/Average | 58/44.6 | 67/44.6 |
| Net Punting Avg. | 58/39.8 | 67/38.7 |
| Penalties/Yards | 103/973 | 118/1,070 |
| Fumbles/Ball Lost | 25/11 | 21/6 |
| Touchdowns | 49 | 38 |
| Rushing | 23 | 14 |
| Passing | 22 | 24 |
| Returns | 4 | 0 |

| BY PERIODS | 1 | 2 | 3 | 4 | OT | PTS |
|------------|----|-----|----|-----|----|-----|
| Team | 61 | 167 | 65 | 120 | 6 | 419 |
| Opponents | 56 | 112 | 84 | 99 | 3 | 354 |

| SCORING | TD | RU | PA | RT | PAT | FG | S | TP |
|------------------|-----------|-----------|-----------|----------|--------------|--------------|----------|------------|
| Bullock | 0 | 0 | 0 | 0 | 42/45 | 26/31 | 0 | 120 |
| Henry | 10 | 10 | 0 | 0 | | | 0 | 62 |
| Tannehill | 7 | 7 | 0 | 0 | | | 0 | 42 |
| A.J. Brown | 5 | 0 | 5 | 0 | | | 0 | 30 |
| Westbrook-Ikhine | 4 | 0 | 4 | 0 | | | 0 | 24 |
| Pruitt | 3 | 0 | 3 | 0 | | | 0 | 20 |
| Firkser | 3 | 0 | 2 | 1 | | | 0 | 18 |
| Foreman | 3 | 3 | 0 | 0 | | | 0 | 18 |
| Swaim | 3 | 0 | 3 | 0 | | | 0 | 18 |
| Byard | 2 | 0 | 0 | 2 | | | 0 | 12 |
| Hilliard | 2 | 2 | 0 | 0 | | | 0 | 12 |
| Batson | 1 | 0 | 1 | 0 | | | 0 | 6 |
| Fitzpatrick | 1 | 0 | 1 | 0 | | | 0 | 6 |
| Ju. Jones | 1 | 0 | 1 | 0 | | | 0 | 6 |
| McNichols | 1 | 0 | 1 | 0 | | | 0 | 6 |
| Molden | 1 | 0 | 0 | 1 | | | 0 | 6 |
| Peterson | 1 | 1 | 0 | 0 | | | 0 | 6 |
| Rogers | 1 | 0 | 1 | 0 | | | 0 | 6 |
| Badgley | 0 | 0 | 0 | 0 | 1/2 | 0/1 | 0 | 1 |
| Team | 49 | 23 | 22 | 4 | 43/47 | 26/32 | 0 | 419 |
| Opponents | 38 | 14 | 24 | 0 | 29/34 | 31/38 | 0 | 354 |

2-Pt Conversions: Henry, Pruitt, **TM 2-2; OP 2-4**
FUM/LOST: Tannehill 10/4, Rogers 4/1, Firkser 2/1, Foreman 2/1, Hilliard 2/1, Blasingame 1/1, Brewer 1/0, Henry 1/0, McMath 1/1, Westbrook-Ikhine 1/1

| RUSHING | No | Yds | Avg | Lg | TD |
|-----------|-----|-----|-----|-----|----|
| Henry | 219 | 937 | 4.3 | 76t | 10 |
| Foreman | 133 | 566 | 4.3 | 35 | 3 |
| Hilliard | 56 | 350 | 6.3 | 68t | 2 |
| Tannehill | 55 | 270 | 4.9 | 28 | 7 |
| McNichols | 41 | 156 | 3.8 | 14 | 0 |
| Peterson | 27 | 82 | 3.0 | 16 | 1 |
| Batson | 2 | 15 | 7.5 | 11 | 0 |

| PASSING | Att | Cmp | Pct | Yards | Yds/Att | TD | Int | Lg | Sk/Yds | Rating |
|------------------|------------|------------|-------------|--------------|-------------|-----------|-----------|------------|---------------|-------------|
| Tannehill | 531 | 357 | 67.2 | 3,734 | 7.03 | 21 | 14 | 57t | 47/327 | 89.6 |
| A.J. Brown | 2 | 0 | 0.0 | 0 | 0.00 | 0 | 0 | --- | 0/0 | 39.6 |
| M. Farley | 1 | 1 | 100.0 | 6 | 6.00 | 0 | 0 | 6 | 0/0 | 91.7 |
| Henry | 1 | 1 | 100.0 | 5 | 5.00 | 1 | 0 | 5t | 0/0 | 127.1 |
| Team | 535 | 359 | 67.1 | 3,745 | 7.00 | 22 | 14 | 57t | 47/327 | 90.0 |
| Opponents | 628 | 395 | 62.9 | 4,485 | 7.14 | 24 | 16 | 68t | 43/316 | 86.4 |

| | | | | | |
|------------------|------------|--------------|------------|------------|-----------|
| A.J. Brown | 2 | 10 | 5.0 | 7 | 0 |
| Rogers | 1 | 9 | 9.0 | 9 | 0 |
| D. Evans | 2 | 7 | 3.5 | 5 | 0 |
| Blasingame | 3 | 6 | 2.0 | 3 | 0 |
| Sargent | 2 | 4 | 2.0 | 2 | 0 |
| M. Johnson | 2 | -2 | -1.0 | 5 | 0 |
| Woodside | 6 | -6 | -1.0 | -1 | 0 |
| Team | 551 | 2,404 | 4.4 | 76t | 23 |
| Opponents | 368 | 1,438 | 3.9 | 58t | 14 |

| RECEIVING | No | Yds | Avg | Lg | TD |
|------------------|------------|--------------|-------------|------------|-----------|
| A.J. Brown | 63 | 869 | 13.8 | 57t | 5 |
| Westbrook-Ikhine | 38 | 476 | 12.5 | 46 | 4 |
| Firkser | 34 | 291 | 8.6 | 24 | 2 |
| Ju. Jones | 31 | 434 | 14.0 | 51 | 1 |
| Swaim | 31 | 210 | 6.8 | 26 | 3 |
| Rogers | 30 | 301 | 10.0 | 39 | 1 |
| McNichols | 28 | 240 | 8.6 | 27 | 1 |
| Hilliard | 19 | 87 | 4.6 | 28 | 0 |
| Henry | 18 | 154 | 8.6 | 16 | 0 |
| Pruitt | 14 | 145 | 10.4 | 22 | 3 |
| Reynolds | 10 | 90 | 9.0 | 12 | 0 |
| M. Johnson | 9 | 160 | 17.8 | 50 | 0 |
| Foreman | 9 | 123 | 13.7 | 39 | 0 |
| Fitzpatrick | 5 | 49 | 9.8 | 18t | 1 |
| Hollister | 4 | 33 | 8.3 | 14 | 0 |
| Peterson | 4 | 8 | 2.0 | 5 | 0 |
| Hudson | 3 | 31 | 10.3 | 14 | 0 |
| Batson | 2 | 15 | 7.5 | 13 | 1 |
| D. Evans | 2 | 11 | 5.5 | 6 | 0 |
| McMath | 2 | 8 | 4.0 | 9 | 0 |
| Blasingame | 2 | 4 | 2.0 | 5 | 0 |
| Hooker | 1 | 6 | 6.0 | 6 | 0 |
| Team | 359 | 3,745 | 10.4 | 57t | 22 |
| Opponents | 395 | 4,485 | 11.4 | 68t | 24 |

| INTERCEPTIONS | No | Yds | Avg | Lg | TD |
|------------------|-----------|------------|-------------|------------|----------|
| Byard | 5 | 66 | 13.2 | 24t | 1 |
| Fulton | 2 | 13 | 6.5 | 13 | 0 |
| Long | 2 | 6 | 3.0 | 6 | 0 |
| R. Evans | 2 | 1 | 0.5 | 1 | 0 |
| Hooker | 1 | 21 | 21.0 | 21 | 0 |
| Skrine | 1 | 17 | 17.0 | 17 | 0 |
| J. Brown | 1 | 2 | 2.0 | 2 | 0 |
| Molden | 1 | 2 | 2.0 | 2t | 1 |
| Jenkins | 1 | 0 | 0.0 | 0 | 0 |
| Team | 16 | 128 | 8.0 | 24t | 2 |
| Opponents | 14 | 252 | 18.0 | 82 | 0 |

| PUNTING | No | Yds | Avg | Net | TB | In | Lg | B |
|------------------|-----------|--------------|-------------|-------------|----------|-----------|-----------|----------|
| Kern | 47 | 2,105 | 44.8 | 40.4 | 1 | 18 | 59 | 0 |
| Townsend | 11 | 465 | 42.3 | 37.0 | 1 | 2 | 63 | 0 |
| Team | 58 | 2,570 | 44.3 | 39.8 | 2 | 20 | 63 | 0 |
| Opponents | 67 | 2,986 | 44.6 | 38.7 | 5 | 27 | 66 | 0 |

| KICKOFF RETURNS | No | Yds | Avg | Lg | TD |
|------------------|-----------|------------|-------------|-----------|----------|
| Rogers | 14 | 282 | 20.1 | 37 | 0 |
| M. Johnson | 9 | 179 | 19.9 | 31 | 0 |
| Hilliard | 8 | 177 | 22.1 | 26 | 0 |
| Batson | 5 | 80 | 16.0 | 20 | 0 |
| McNichols | 2 | 31 | 15.5 | 16 | 0 |
| Blasingame | 1 | 12 | 12.0 | 12 | 0 |
| D. Evans | 1 | 17 | 17.0 | 17 | 0 |
| Team | 40 | 778 | 19.5 | 37 | 0 |
| Opponents | 40 | 812 | 20.3 | 37 | 0 |

| FIELD GOALS | 1-19 | 20-29 | 30-39 | 40-49 | 50+ |
|------------------|------------|--------------|--------------|-------------|------------|
| Bullock | 0/0 | 5/5 | 12/12 | 8/13 | 1/1 |
| Badgley | 0/0 | 0/0 | 0/0 | 0/1 | 0/0 |
| Team | 0/0 | 5/5 | 12/12 | 8/14 | 1/1 |
| Opponents | 0/0 | 12/12 | 9/9 | 7/8 | 3/9 |

Bullock: () (33G,30G,24G,44N,36G) (32G) (44G,46G,36G,49N) (34G) (43G,38G) (34G,51G) (46G,44G) () (28G,36G,36G) () (44N) (47N,44G,29G) (26G,32G) (38G,44G) (23G,44G) (42N)
TM: (46N) (33G,30G,24G,44N,36G) (32G) (44G,46G,36G,49N) (34G) (43G,38G) (34G,51G) (46G,44G) () (28G,36G,36G) () (44N) (47N,44G,29G) (26G,32G) (38G,44G) (23G,44G) (42N)
OPP: (34G,43N) (31G) (43G,28G,24G,51N) (27G,22G) (53N) (24G,28G,52G) (42G,57N) (34G) (34G,22G,54G) (20G) (43G,24G,37G) (22G,37G,44G,53N,28G,52G) () (36G,56N,28G,46G,48G) (48G)(39G,53N) (31G)
SACKS
 Landry 12, Autry 9, Simmons 8.5, Dupree 3, Adeniyi 2.5, N. Jones 2.5, Peko 2, Roberson 1.5, Byard 1, (group) 1
TM 43, OPP 47

TACKLES (Total-Assists-Solo)
 Byard (88-57-31), Landry (75-52-23), Long (75-46-29), Hooker (62-38-24), Molden (60-42-18), R. Evans (57-35-22), Jenkins (55-39-16), J. Brown (55-36-19), Simmons (54-42-12), Fulton (40-30-10), Cruikshank (38-27-11), Jackson (33-28-5), Autry (32-25-7), Rice (30-15-15), N. Jones (29-18-11), Cunningham (25-18-7), Dupree (17-13-4), Skrine (17-11-6), Tart (16-10-6), Adeniyi (11-8-3), Mabin (10-9-1), Peko (10-7-3), Roberson (10-6-4), Murchison (8-4-4), C. Jones (6-5-1), Simon (6-4-2), Cole (6-2-4), M. Farley (5-4-1), C. Farley (4-4-0), Borders (4-3-1), Dzubnar (4-1-3), McDougald (3-3-0), Strong (3-1-2), Ankok (3-3-0), Weaver (2-0-2), Bledsoe (1-1-0), A.J. Brown (1-1-0), Jo. Jones (1-0-1)

USUAL STARTING LINEUP

OFFENSE

WR A.J. Brown (11)
 TE Geoff Swaim (87)
 LT Taylor Lewan (77)
LG Rodger Saffold III (76)
 C Ben Jones (60)
 RG Nate Davis (64)
 RT David Quessenberry (72)
 WR Nick Westbrook-Ikhine (15)
 WR Julio Jones (2)
 QB Ryan Tannehill (17)
 RB Derrick Henry (22)

DEFENSE

DE Denico Autry (96)
 NT Teair Tart (93)
DT Jeffery Simmons (98)
 OLB Bud Dupree (48)
 ILB David Long Jr. (51)
 ILB Rashaan Evans (54)
OLB Harold Landry III (58)
 CB Jackrabbit Jenkins (20)
 SS Amani Hooker (36)
FS Kevin Byard (31)
 CB Kristian Fulton (26)

SPECIALISTS

K Randy Bullock (14)
 P Brett Kern (6)
 PR Chester Rogers (80)
 KR Chester Rogers (80)

Pro Bowl All-Pro

GM: Jon Robinson; **Head Coach:** Mike Vrabel
Asst. Coaches: Shane Bowen (def. coordinator), Todd Downing (off. coordinator), Craig Aukerman (ST), Brian Bell (strength and conditioning assist.), Scott Booker (safeties), Keith Carter (OL), Ryan Crow (OLB), Tony Dews (RB), Matt Edwards (assist. ST), Erik Frazier (off. skill assist.), Mondray Gee (strength and conditioning assist.), Jim Haslett (ILB), Jason Houghtaling (assist. OL), Zak Kuhl (assist. ILB), Anthony Midget (secondary), Rob Moore (WR), Pat O'Hara (QB), Frank Piraino (strength and conditioning), Jim Schwartz (senior def. assist.), Luke Steckel (TE), John Streicher (coordinator of football development), Mike Sullivan (assist. OL), Kenechi Udezue (assist. DL), Terrell Williams (DL)

| AMERICAN FOOTBALL CONFERENCE STANDINGS | | | | |
|--|----------|----------|----------|------------|
| AFC EAST | W | L | T | Pct |
| Buffalo | 11 | 6 | 0 | .647 |
| * New England | 1 | | | |

2020 SEASON (II-5 REGULAR SEASON, O-I PLAYOFFS) • 1ST PLACE AFC SOUTH

| DATE | OPPONENT | SCORE | W/L | ATT |
|----------|-----------------|-------|--------|--------|
| Sept. 14 | at Denver | 16-14 | W | |
| Sept. 20 | Jacksonville | 33-30 | W | |
| Sept. 27 | at Minnesota | 31-30 | W | |
| Oct. 13 | Buffalo | 42-16 | W | 8,403 |
| Oct. 18 | Houston | 42-36 | W (OT) | 10,166 |
| Oct. 25 | Pittsburgh | 24-27 | L | 10,355 |
| Nov. 1 | at Cincinnati | 20-31 | L | 9,712 |
| Nov. 8 | Chicago | 24-17 | W | 13,871 |
| Nov. 12 | Indianapolis | 17-34 | L | 13,949 |
| Nov. 22 | at Baltimore | 30-24 | W (OT) | |
| Nov. 29 | at Indianapolis | 45-26 | W | 12,464 |
| Dec. 6 | Cleveland | 35-41 | L | 13,986 |
| Dec. 13 | at Jacksonville | 31-10 | W | 15,896 |
| Dec. 20 | Detroit | 46-25 | W | 13,797 |
| Dec. 27 | at Green Bay | 14-40 | L | |
| Jan. 3 | at Houston | 41-38 | W | 12,504 |
| Jan. 10 | Baltimore | 13-20 | L | 14,029 |

| | TITANS | OPP |
|--------------------------|----------------|----------------|
| Total First Downs | 381 | 391 |
| Rushing | 142 | 113 |
| Passing | 203 | 247 |
| Penalty | 36 | 31 |
| 3rd Down: Made/Att | 84/182 | 111/214 |
| 3rd Down Pct. | 46.2 | 51.9 |
| 4th Down: Made/Att | 10/16 | 15/26 |
| 4th Down Pct. | 62.5 | 57.7 |
| Possession Avg. | 28:28 | 31:32 |
| Total Net Yards | 6343 | 6372 |
| Avg. Per Game | 396.4 | 398.3 |
| Total Plays | 1031 | 1076 |
| Avg. Per Play | 6.2 | 5.9 |
| Net Yards Rushing | 2690 | 1933 |
| Avg. Per Game | 168.1 | 120.8 |
| Total Rushes | 521 | 427 |
| Net Yards Passing | 3653 | 4439 |
| Avg. Per Game | 228.3 | 277.4 |
| Sacked/Yards Lost | 25/173 | 19/154 |
| Gross Yards | 3826 | 4593 |
| Att./Completions | 485/316 | 630/423 |
| Completion Pct. | 65.2 | 67.1 |
| Had Intercepted | 7 | 15 |
| Punts/Average | 50/45.1 | 45/47.7 |
| Net Punting Avg. | 50/40.1 | 45/41.8 |
| Penalties/Yards | 86/783 | 103/840 |
| Fumbles/Ball Lost | 15/5 | 21/8 |
| Touchdowns | 62 | 55 |
| Rushing | 26 | 18 |
| Passing | 33 | 36 |
| Returns | 3 | 1 |

| BY PERIODS | 1 | 2 | 3 | 4 | OT | PTS |
|------------------|-----------|------------|------------|------------|-----------|------------|
| Team | 96 | 144 | 101 | 138 | 12 | 491 |
| Opponents | 77 | 143 | 97 | 122 | 0 | 439 |

| SCORING | TD | RU | PA | RT | PAT | FG | S | TP |
|------------------|-----------|-----------|-----------|----------|--------------|--------------|----------|------------|
| Henry | 17 | 17 | 0 | 0 | | | 0 | 104 |
| Gostkowski | 0 | 0 | 0 | 0 | 46/48 | 18/26 | 0 | 100 |
| A. Brown | 12 | 0 | 11 | 1 | | | 0 | 72 |
| J. Smith | 9 | 1 | 8 | 0 | | | 0 | 54 |
| Sloman | 0 | 0 | 0 | 0 | 5/5 | 2/2 | 0 | 11 |
| Tannehill | 7 | 7 | 0 | 0 | | | 0 | 46 |
| C. Davis | 5 | 0 | 5 | 0 | | | 0 | 30 |
| Pruitt | 3 | 0 | 2 | 1 | | | 0 | 18 |
| Humphries | 2 | 0 | 2 | 0 | | | 0 | 12 |
| Batson | 1 | 0 | 1 | 0 | | | 0 | 6 |
| D. Evans | 1 | 0 | 1 | 0 | | | 0 | 6 |
| Firkser | 1 | 0 | 1 | 0 | | | 0 | 6 |
| Foreman | 1 | 0 | 1 | 0 | | | 0 | 6 |
| King | 1 | 0 | 0 | 1 | | | 0 | 6 |
| McNichols | 1 | 1 | 0 | 0 | | | 0 | 6 |
| Swaim | 1 | 0 | 1 | 0 | | | 0 | 6 |
| Westbrook-Ikhine | 0 | 0 | 0 | 0 | | | 0 | 2 |
| Team | 62 | 26 | 33 | 3 | 51/53 | 20/28 | 0 | 491 |
| Opponents | 55 | 18 | 36 | 1 | 42/47 | 21/23 | 1 | 439 |

2-Pt Conversions: Tannehill 2, Henry, Westbrook-Ikhine, **TM 4-7**, **OPP 1-8**

FUM/LOST: Tannehill 6/11, Henry 3/2, A. Brown 2/1, Batson 1/0, Brinkley 1/0, C. Davis 1/1, Douglas 1/0

| RUSHING | No | Yds | Avg | Lg | TD |
|-----------|-----|------|-----|-----|----|
| Henry | 378 | 2027 | 5.4 | 94t | 17 |
| Tannehill | 43 | 266 | 6.2 | 45t | 7 |
| McNichols | 47 | 204 | 4.3 | 20 | 1 |
| Foreman | 22 | 95 | 4.3 | 15 | 0 |
| D. Evans | 14 | 54 | 3.9 | 9 | 0 |
| Batson | 4 | 20 | 5.0 | 11 | 0 |
| Woodside | 7 | 10 | 1.4 | 18 | 0 |
| Perry | 2 | 9 | 4.5 | 6 | 0 |
| Hooker | 1 | 4 | 4.0 | 4 | 0 |
| J. Smith | 2 | 4 | 2.0 | 3 | 1 |
| Humphries | 0 | 0 | --- | --- | 0 |

| PASSING | Att | Cmp | Pct | Yards | Yds/Att | TD | Int | Lg | Sk/Yds | Rating |
|------------------|------------|------------|-------------|--------------|-------------|-----------|-----------|------------|---------------|--------------|
| Tannehill | 481 | 315 | 65.5 | 3,819 | 7.94 | 33 | 7 | 75t | 24/173 | 106.5 |
| Woodside | 3 | 1 | 33.3 | 7 | 2.33 | 0 | 0 | 7 | 0/0 | 42.4 |
| Kern | 1 | 0 | 0.0 | 0 | 0.0 | 0 | 0 | 0 | 0/0 | 39.6 |
| Humphries | 0 | 0 | --- | 0 | --- | 0 | 0 | --- | 1/0 | --- |
| Team | 485 | 316 | 65.2 | 3,826 | 7.89 | 33 | 7 | 75t | 25/173 | 105.9 |
| Opponents | 630 | 423 | 67.1 | 4,593 | 7.29 | 36 | 15 | 75t | 19/154 | 97.5 |

| | | | | | |
|------------------|------------|-------------|------------|------------|-----------|
| Raymond | 1 | -3 | -3.0 | -3 | 0 |
| Team | 521 | 2690 | 5.2 | 94t | 26 |
| Opponents | 427 | 1933 | 4.5 | 59 | 18 |

| RECEIVING | No | Yds | Avg | Lg | TD |
|------------------|------------|-------------|-------------|------------|-----------|
| A. Brown | 70 | 1075 | 15.4 | 73t | 11 |
| C. Davis | 65 | 984 | 15.1 | 75t | 5 |
| J. Smith | 41 | 448 | 10.9 | 63 | 8 |
| Firkser | 39 | 387 | 9.9 | 45 | 1 |
| Humphries | 23 | 228 | 9.9 | 23 | 2 |
| Henry | 19 | 114 | 6.0 | 53 | 0 |
| Batson | 12 | 100 | 8.3 | 18 | 1 |
| McNichols | 12 | 55 | 4.6 | 9 | 0 |
| Raymond | 9 | 187 | 20.8 | 61 | 0 |
| Swaim | 9 | 83 | 9.2 | 16 | 1 |
| Pruitt | 5 | 49 | 9.8 | 22t | 2 |
| Blasingame | 4 | 39 | 9.8 | 16 | 0 |
| Westbrook-Ikhine | 3 | 33 | 11.0 | 19 | 0 |
| D. Evans | 2 | 27 | 13.5 | 24 | 1 |
| Hollister | 1 | 12 | 12.0 | 12 | 0 |
| Foreman | 1 | 5 | 5.0 | 5t | 1 |
| Tannehill | 1 | 0 | 0.0 | 0 | 0 |
| Team | 316 | 3826 | 12.1 | 75t | 33 |
| Opponents | 423 | 4593 | 10.9 | 75t | 36 |

| INTERCEPTIONS | No | Yds | Avg | Lg | TD |
|------------------|-----------|------------|-------------|-----------|----------|
| Butler | 4 | 111 | 27.8 | 68 | 0 |
| Hooker | 4 | 11 | 2.8 | 6 | 0 |
| Fulton | 1 | 44 | 44.0 | 44 | 0 |
| Cruikshank | 1 | 13 | 13.0 | 13 | 0 |
| Joseph | 1 | 5 | 5.0 | 5 | 0 |
| Borders | 1 | 0 | 0.0 | 0 | 0 |
| J. Brown | 1 | 0 | 0.0 | 0 | 0 |
| Byard | 1 | 0 | 0.0 | 0 | 0 |
| Landry | 1 | 0 | 0.0 | 0 | 0 |
| T. Smith | 0 | 5 | --- | 5 | 0 |
| Team | 15 | 189 | 12.6 | 68 | 0 |
| Opponents | 7 | 81 | 11.6 | 25 | 0 |

| PUNTING | No | Yds | Avg | Net | TB | In | Lg | B |
|------------------|-----------|-------------|-------------|-------------|----------|-----------|-----------|----------|
| Kern | 37 | 1695 | 45.8 | 41.5 | 3 | 22 | 66 | 0 |
| Allen | 8 | 404 | 50.5 | 40.0 | 1 | 0 | 65 | 0 |
| Daniel | 4 | 157 | 39.3 | 30.0 | 0 | 0 | 52 | 1 |
| Team | 50 | 2256 | 45.1 | 40.1 | 4 | 22 | 66 | 1 |
| Opponents | 45 | 2147 | 47.7 | 41.8 | 3 | 19 | 71 | 0 |

| PUNT RETURNS | No | FC | Yds | Avg | Lg | TD |
|------------------|-----------|-----------|------------|------------|-----------|----------|
| Raymond | 23 | 11 | 208 | 9.0 | 40 | 0 |
| Batson | 0 | 1 | 0 | --- | --- | 0 |
| Team | 23 | 12 | 208 | 9.0 | 40 | 0 |
| Opponents | 20 | 13 | 171 | 8.6 | 57 | 0 |

| KICKOFF RETURNS | No | Yds | Avg | Lg | TD |
|------------------|-----------|------------|-------------|------------|----------|
| Raymond | 15 | 275 | 18.3 | 30 | 0 |
| Batson | 11 | 231 | 21.0 | 35 | 0 |
| D. Evans | 9 | 206 | 22.9 | 31 | 0 |
| Blasingame | 1 | 11 | 11.0 | 11 | 0 |
| A. Brown | 1 | 42 | 42.0 | 42t | 1 |
| Kalu | 1 | 2 | 2.0 | 2 | 0 |
| Team | 38 | 767 | 20.2 | 42t | 1 |
| Opponents | 37 | 823 | 22.2 | 49 | 0 |

| FIELD GOALS | 1-19 | 20-29 | 30-39 | 40-49 | 50+ |
|------------------|------------|------------|------------|-------------|------------|
| Gostkowski | 0/0 | 2/3 | 4/5 | 5/10 | 7/8 |
| Sloman | 0/0 | 0/0 | 1/1 | 1/1 | 0/0 |
| Team | 0/0 | 2/3 | 5/6 | 6/11 | 7/8 |
| Opponents | 0/0 | 7/7 | 6/6 | 5/6 | 3/4 |

Gostkowski: (47N,44B,42N,25G)(51G,49G)(39G,31G,30G,51G,54G,55G)(27B,37N)(51G,45N)(53N)(40G)(50G,44N)(40G,40G,22G)(49G)(53G)(38G)(0)

Sloman, Ten.: (0)(0)(0)(0)(0)(0)(0)(0)(0)(0)(47G,37G)

TM: (47N,44B,42N,25G)(51G,49G)(39G,31G,30G,51G,54G,55G)(27B,37N)(51G,45N)(53N)(40G)(50G,44N)(40G,40G,22G)(49G)(53G)(38G)(47G,37G)

OPP: ((35G)(41G,49N)(43G)(38G)(38G,30G)(33G)(22G)(24G,43G)(30G,27G,29G)(27G,43G)(53B,53G)(53G)(24G,43G,28G,51G)

SACKS
Landry 5.5, Simmons 3, Crawford 2, D. Jones 2, King 1, J. Brown 1, Fulton 1, Ray 1, Reed 1, Vaccaro 1, R. Evans 0.5
TM 19, OPP 25

TACKLES (Solo-Assists-Total)
Byard (111-79-32), Butler (100-86-14), R. Evans (96-59-37), Vaccaro (83-62-21), Brown (76-45-31), Landry III (69-46-23), Long Jr. (50-28-22), Jones (49-29-20), Simmons (49-24-25), Hooker (44-30-14), King II (31-21-10), Joseph (29-25-4), Crawford (28-20-8), Borders (27-22-5), C. Jackson (21-12-9), Clowney (19-14-5), Fulton (16-14-2), T. Smith (14-10-4), Compton (14-8-6), A. Jackson (12-9-3), Dickerson (10-4-6), Kalu (8-7-1), Roberson (6-4-2), Orr (5-5-0), Skipper (5-4-1), Tart (5-2-3), Murchison (5-1-4), Beasley Jr. (3-2-1), Hooker (3-2-1), Correa (2-1-1), Mack (2-1-1), Dzubnar (1-1-0), Ray (1-1-0), Raymond (1-1-0)

USUAL STARTING LINEUP

OFFENSE
WR Corey Davis (84)
TE Jonnu Smith (81)
LT Taylor Lewan (77)/Ty Sambrailo (70)/David Quessenberry (72)
LG Rodger Saffold III (76)
C Ben Jones (60)
RG Nate Davis (64)
RT Dennis Kelly (70)
TE Geoff Swaim (87)
WR A.J. Brown (11)
QB Ryan Tannehill (17)
RB Derrick Henry (22)

DEFENSE

DE Jack Crawford (94)
NT DaQuan Jones (90)
DT Jeffery Simmons (98)
OLB Jadeveon Clowney (99)
ILB Rashaan Evans (54)
ILB Jayon Brown (55)
OLB Harold Landry III (58)
CB Malcolm Butler (21)
SS Kenny Vaccaro (24)
FS Kevin Byard (31)
CB Desmond King II (33)/Adoree' Jackson (25)

SPECIALISTS

K Stephen Gostkowski (3)
P Brett Kern (6)
PR Kalif Raymond (14)
KR Kalif Raymond (14)

Pro Bowl [All-Pro](#)

GM: Jon Robinson; **Head Coach:** Mike Vrabel
Asst. Coaches: Arthur Smith (off. coordinator), Craig Aukerman (ST), Brian Bell (strength and conditioning assist.), Scott Booker (safeties), Shane Bowen (OLB), Keith Carter (OL), Ryan Crow (assist. ST), Tony Dews (RB), Todd Downing (TE), Matt Edwards (def. assist.), Monday Gee (strength and conditioning assist.), Jim Haslett (ILB), Chandler Henley (quality control), Zak Kuhr (def. quality control), Anthony Midget (secondary), Rob Moore (WR), Pat O'Hara (QB), Frank Piraino (strength and conditioning), Luke Steckel (off. assist.), John Streicher (coordinator of football development), Mike Sullivan (assist. OL), Terrell Williams (DL)

AMERICAN FOOTBALL CONFERENCE STANDINGS

| AFC EAST | W | L | T | Pct |
|----------------------|----------|----------|----------|------------|
| Buffalo | 13 | 3 | 0 | .813 |
| Miami | 10 | 6 | 0 | .625 |
| New England | 7 | 9 | 0 | .438 |
| New York Jets | 2 | 14 | 0 | .125 |
| AFC NORTH | W | L | T | Pct |
| Pittsburgh | 12 | 4 | 0 | .750 |
| * Baltimore | 11 | 5 | 0 | .688 |
| * Cleveland | 11 | 5 | 0 | .688 |
| Cincinnati | 4 | 11 | 1 | .281 |
| AFC SOUTH | W | L | T | Pct |
| Tennessee | 11 | 5 | 0 | .688 |
| * Indianapolis | 11 | 5 | 0 | .688 |
| Houston | 4 | 12 | 0 | .250 |
| Jacksonville | 1 | 15 | 0 | .063 |
| AFC WEST | W | L | T | Pct |
| Kansas City | 14 | 2 | 0 | .875 |
| Las Vegas | 8 | 8 | 0 | .500 |
| Los Angeles Chargers | 7 | 9 | 0 | .438 |
| Denver | 5 | 11 | 0 | .313 |

NATIONAL FOOTBALL CONFERENCE STANDINGS

| NFC EAST | W | L | T | Pct |
|------------------|----------|----------|----------|------------|
| Washington | 7 | 9 | 0 | .438 |
| New York Giants | 6 | 10 | 0 | .375 |
| Dallas | 6 | 10 | 0 | .375 |
| Philadelphia | 4 | 11 | 1 | .281 |
| NFC NORTH | W | L | T | Pct |
| Green Bay | 13 | 3 | 0 | .813 |
| * Chicago | 8 | 8 | 0 | .500 |
| Minnesota | 7 | 9 | 0 | .438 |
| Detroit | 5 | 11 | 0 | .313 |
| NFC SOUTH | W | | | |

2019 SEASON (9-7 REGULAR SEASON, 2-1 PLAYOFFS) • 2ND PLACE AFC SOUTH

| DATE | OPPONENT | SCORE | W/L | ATT |
|---------|-----------------|-------|-----|--------|
| Sep. 8 | at Cleveland | 43-13 | W | 67,431 |
| Sep. 15 | INDIANAPOLIS | 17-19 | L | 62,849 |
| Sep. 19 | at Jacksonville | 7-20 | L | 58,613 |
| Sep. 29 | at Atlanta | 24-10 | W | 72,108 |
| Oct. 6 | BUFFALO | 7-14 | L | 66,910 |
| Oct. 13 | at Denver | 0-16 | L | 75,815 |
| Oct. 20 | L.A. CHARGERS | 23-20 | W | 62,431 |
| Oct. 27 | TAMPA BAY | 27-23 | W | 62,073 |
| Nov. 3 | at Carolina | 20-30 | L | 72,540 |
| Nov. 10 | KANSAS CITY | 35-32 | W | 68,864 |
| Nov. 24 | JACKSONVILLE | 42-20 | W | 60,926 |
| Dec. 1 | at Indianapolis | 31-17 | W | 60,361 |
| Dec. 8 | at Oakland | 42-21 | W | 52,760 |
| Dec. 15 | HOUSTON | 21-24 | L | 65,265 |
| Dec. 22 | NEW ORLEANS | 28-38 | L | 66,756 |
| Dec. 29 | at Houston | 35-14 | W | 71,794 |
| Jan. 4 | at New England | 20-13 | W | 65,878 |
| Jan. 11 | at Baltimore | 28-12 | W | 71,254 |
| Jan. 19 | at Kansas City | 24-35 | L | 73,656 |

| | TITANS | OPP |
|--------------------------|----------------|-----------------|
| Total First Downs | 317 | 335 |
| Rushing | 104 | 95 |
| Passing | 177 | 213 |
| Penalty | 36 | 27 |
| 3rd Down: Made/Att | 70/185 | 74/204 |
| 3rd Down Pct. | 37.8 | 36.3 |
| 4th Down: Made/Att | 4/14 | 10/25 |
| 4th Down Pct. | 28.6 | 40.0 |
| Possession Avg. | 28:31 | 31:29 |
| Total Net Yards | 5,805 | 5,752 |
| Avg. Per Game | 362.8 | 359.5 |
| Total Plays | 949 | 1056 |
| Avg. Per Play | 6.1 | 5.4 |
| Net Yards Rushing | 2,223 | 1,672 |
| Avg. Per Game | 138.9 | 104.5 |
| Total Rushes | 445 | 415 |
| Net Yards Passing | 3,582 | 4,080 |
| Avg. Per Game | 223.9 | 255.0 |
| Sacked/Yards Lost | 56/374 | 43/276 |
| Gross Yards | 3956 | 4356 |
| Att./Completions | 448/297 | 598/386 |
| Completion Pct. | 66.3 | 64.5 |
| Had Intercepted | 8 | 14 |
| Punts/Average | 78/47.1 | 71/46.5 |
| Net Punting Avg. | 78/43.1 | 71/42.7 |
| Penalties/Yards | 99/932 | 125/1025 |
| Fumbles/Ball Lost | 21/9 | 16/9 |
| Touchdowns | 54 | 39 |
| Rushing | 21 | 14 |
| Passing | 29 | 25 |
| Returns | 4 | 0 |

| BY PERIODS | 1 | 2 | 3 | 4 | OT | PTS |
|------------|----|----|-----|-----|----|-----|
| Team | 69 | 77 | 110 | 146 | 0 | 402 |
| Opponents | 74 | 99 | 87 | 71 | 0 | 331 |

| SCORING | TD | RU | PA | RT | PAT | FG | S | TP |
|------------------|-----------|-----------|-----------|----------|--------------|--------------|----------|------------|
| Henry | 18 | 16 | 2 | 0 | | | 0 | 108 |
| A. Brown | 9 | 1 | 8 | 0 | | | 0 | 54 |
| Succop | 0 | 0 | 0 | 0 | 24/25 | 1/6 | 0 | 27 |
| Tannehill | 4 | 4 | 0 | 0 | | | 0 | 26 |
| Santos | 0 | 0 | 0 | 0 | 12/12 | 4/9 | 0 | 24 |
| Sharpe | 4 | 0 | 4 | 0 | | | 0 | 24 |
| Jon. Smith | 3 | 0 | 3 | 0 | | | 0 | 18 |
| Parkey | 0 | 0 | 0 | 0 | 5/6 | 3/3 | 0 | 14 |
| C. Davis | 2 | 0 | 2 | 0 | | | 0 | 12 |
| Humphries | 2 | 0 | 2 | 0 | | | 0 | 12 |
| De. Walker | 2 | 0 | 2 | 0 | | | 0 | 12 |
| Joseph | 0 | 0 | 0 | 0 | 9/9 | 0/0 | 0 | 9 |
| J. Brown | 1 | 0 | 0 | 1 | | | 0 | 6 |
| Butler | 1 | 0 | 0 | 1 | | | 0 | 6 |
| Evans | 1 | 0 | 0 | 1 | | | 0 | 6 |
| Firker | 1 | 0 | 1 | 0 | | | 0 | 6 |
| Kelly | 1 | 0 | 1 | 0 | | | 0 | 6 |
| D. Lewis | 1 | 0 | 1 | 0 | | | 0 | 6 |
| Pruitt | 1 | 0 | 1 | 0 | | | 0 | 6 |
| Quessenberry | 1 | 0 | 1 | 0 | | | 0 | 6 |
| Raymond | 1 | 0 | 1 | 0 | | | 0 | 6 |
| T. Smith | 1 | 0 | 0 | 1 | | | 0 | 6 |
| Wake | 0 | 0 | 0 | 0 | | | 1 | 2 |
| Team | 54 | 21 | 29 | 4 | 50/52 | 8/18 | 1 | 402 |
| Opponents | 39 | 14 | 25 | 0 | 30/35 | 21/27 | 0 | 331 |

2-Pt Conversions: Tannehill, TM 1-2, OPP 2-4
FUM/LOST: Tannehill 6/3, Henry 5/3, Mariota 3/0, A. Brown 1/0, C. Davis 1/0, Humphries 1/0, Jackson 1/1, D. Lewis 1/1, Raymond 1/1, De. Walker 1/0

| RUSHING | No | Yds | Avg | Lg | TD |
|-----------|-----|-------|-----|-----|----|
| Henry | 303 | 1,540 | 5.1 | 74t | 16 |
| D. Lewis | 54 | 209 | 3.9 | 17 | 0 |
| Tannehill | 43 | 185 | 4.3 | 25 | 4 |
| Mariota | 24 | 129 | 5.4 | 15 | 0 |

| PASSING | Att | Cmp | Pct | Yards | Yds/Att | TD | Int | Lg | Sk/Yds | Rating |
|------------------|------------|------------|--------------|-------------|-------------|-----------|-----------|------------|---------------|--------------|
| Tannehill | 286 | 201 | 2,742 | 70.3 | 9.59 | 22 | 6 | 91t | 31/212 | 117.5 |
| Mariota | 160 | 95 | 1,203 | 59.4 | 7.52 | 7 | 2 | 75t | 25/162 | 92.3 |
| Kern | 2 | 1 | 11 | 50.0 | 5.50 | 0 | 0 | 11 | 0/0 | 66.7 |
| Team | 448 | 297 | 3,956 | 66.3 | 8.83 | 29 | 8 | 91t | 56/374 | 108.3 |
| Opponents | 598 | 386 | 4,356 | 64.5 | 7.28 | 25 | 14 | 63t | 43/276 | 90.4 |

| | | | | | |
|------------------|------------|--------------|------------|------------|-----------|
| Jon. Smith | 4 | 78 | 19.5 | 57 | 0 |
| A. Brown | 3 | 60 | 20.0 | 49t | 1 |
| Dawkins | 11 | 26 | 2.4 | 14 | 0 |
| Humphries | 1 | 1 | 1.0 | 1 | 0 |
| Kern | 1 | 0 | 0.0 | 0 | 0 |
| Raymond | 1 | -5 | -5.0 | -5 | 0 |
| Team | 445 | 2,223 | 5.0 | 74t | 21 |
| Opponents | 415 | 1,672 | 4.0 | 69 | 14 |

| RECEIVING | No | Yds | Avg | Lg | TD |
|------------------|------------|--------------|-------------|------------|-----------|
| A. Brown | 52 | 1,051 | 20.2 | 91t | 8 |
| C. Davis | 43 | 601 | 14.0 | 38 | 2 |
| Humphries | 37 | 374 | 10.1 | 30 | 2 |
| Jon. Smith | 35 | 439 | 12.5 | 57 | 3 |
| Sharpe | 25 | 329 | 13.2 | 47 | 4 |
| D. Lewis | 25 | 164 | 6.6 | 24 | 1 |
| De. Walker | 21 | 215 | 10.2 | 29 | 2 |
| Henry | 18 | 206 | 11.4 | 75t | 2 |
| Firker | 14 | 204 | 14.6 | 39 | 1 |
| Raymond | 9 | 170 | 18.9 | 52 | 1 |
| Pruitt | 6 | 90 | 15.0 | 42 | 1 |
| Blasingame | 4 | 54 | 13.5 | 24 | 0 |
| Jennings | 2 | 17 | 8.5 | 11 | 0 |
| Hollister | 2 | 13 | 6.5 | 11 | 0 |
| R. Davis | 1 | 16 | 16.0 | 16 | 0 |
| Byard | 1 | 11 | 11.0 | 11 | 0 |
| Kelly | 1 | 1 | 1.0 | 1t | 1 |
| Quessenberry | 1 | 1 | 1.0 | 1t | 1 |
| Team | 297 | 3,956 | 13.3 | 91t | 29 |
| Opponents | 386 | 4,356 | 11.3 | 63t | 25 |

| INTERCEPTIONS | No | Yds | Avg | Lg | TD |
|------------------|-----------|------------|-------------|------------|----------|
| Byard | 5 | 79 | 15.8 | 28 | 0 |
| Ryan | 4 | 16 | 4.0 | 16 | 0 |
| Butler | 2 | 61 | 30.5 | 38t | 1 |
| Vaccaro | 1 | 2 | 2.0 | 2 | 0 |
| J. Brown | 1 | 0 | 0.0 | 0 | 0 |
| Landry | 1 | 0 | 0.0 | 0 | 0 |
| Team | 14 | 158 | 11.3 | 38t | 1 |
| Opponents | 8 | 204 | 25.5 | 86 | 0 |

| PUNTING | No | Yds | Avg | Net | TB | In | Lg | B |
|------------------|-----------|--------------|-------------|-------------|----------|-----------|-----------|----------|
| Kern | 78 | 3,672 | 47.1 | 43.1 | 2 | 37 | 70 | 0 |
| Team | 78 | 3,672 | 47.1 | 43.1 | 2 | 37 | 70 | 0 |
| Opponents | 71 | 3,300 | 46.5 | 42.7 | 5 | 32 | 64 | 0 |

| PUNT RETURNS | No | FC | Yds | Avg | Lg | TD |
|------------------|-----------|-----------|------------|------------|-----------|----------|
| Humphries | 12 | 19 | 78 | 6.5 | 21 | 0 |
| Raymond | 4 | 7 | 45 | 11.3 | 14 | 0 |
| Jackson | 3 | 1 | 26 | 8.7 | 17 | 0 |
| R. Davis | 2 | 3 | 9 | 4.5 | 10 | 0 |
| Sims | 1 | 0 | 11 | 11.0 | 11 | 0 |
| Team | 22 | 30 | 169 | 7.7 | 21 | 0 |
| Opponents | 30 | 19 | 269 | 9.0 | 42 | 0 |

| KICKOFF RETURNS | No | Yds | Avg | Lg | TD |
|------------------|-----------|------------|-------------|-----------|----------|
| Raymond | 18 | 403 | 22.4 | 45 | 0 |
| Jennings | 9 | 196 | 21.8 | 26 | 0 |
| Jackson | 2 | 23 | 11.5 | 23 | 0 |
| Jon. Smith | 1 | 16 | 16.0 | 16 | 0 |
| Team | 30 | 638 | 21.3 | 45 | 0 |
| Opponents | 37 | 877 | 23.7 | 47 | 0 |

| FIELD GOALS | 1-19 | 20-29 | 30-39 | 40-49 | 50+ |
|------------------|------------|------------|------------|-------------|------------|
| Santos | 0/0 | 0/0 | 1/3 | 2/3 | 1/3 |
| Succop | 0/0 | 0/0 | 1/1 | 0/4 | 0/1 |
| Parkey | 0/0 | 0/0 | 0/0 | 2/2 | 1/1 |
| Team | 0/0 | 0/0 | 2/4 | 4/9 | 2/5 |
| Opponents | 0/0 | 5/5 | 4/5 | 9/11 | 3/6 |

TEAM/SANTOS: (37G,53G) (49G,45N) () (45G) (50N,36N, 33B, 53N) () () () () () () () () () ()
Succop: () () () () () () () (43N,56N,44N) () () (31G) (42N) (45B) () ()
Parkey: () () () () () (45G) (51G,42G) () () () () () () ()
Joseph: () () () () () () () () () () () ()
OPP: () (40G,48G) (32N,42G) () (31G,53G,48G) (29G, 50G) (22G,48G,24G) (35G,49N) (30G,41G,43G,39G,52B) (49G,50G) (55N,53B,28G,46B) () (29G) (47G) ()

SACKS
 Landry 9, Casey 5, Correa 5, Ryan 4.5, Roberson 3, Evans 2.5, Wake 2.5, Finch 2, Simmons 2, Mack 1.5, J. Brown 1, Gilbert 1, D. Jones 1, Vaccaro 1, Woodyard 1, (group) 1.
Titans 43, Opponents 56

TACKLES (Solo-Assists-Total)
 Evans (139-84-55), Ryan (120-76-44), Brown (117-89-28), Vaccaro (104-62-42), Byard (91-57-34), Landry III (81-56-25), Casey (61-41-20), Jones (50-34-16), Woodyard (46-32-14), Jackson (40-36-4), Simmons (40-25-15), Correa (37-23-14), Sims (31-23-8), Butler (30-23-7), Johnson (29-16-13), Smith (24-19-5), Gilbert (24-15-9), Long Jr. (15-8-7), Brock Sr. (13-10-3), Finch (13-10-3), Hooker (13-8-5), Mack (11-6-5), Orr (9-7-2), Wake (5-3-2), Roberson (4-4-0), Urban (4-2-2), Dickerson (2-2-0), Kalu (2-2-0), Bates (1-1-0), Ivie (1-0-1)

USUAL STARTING LINEUP

OFFENSE
 WR Corey Davis (84)
 TE Jonnu Smith (81)
 LT Taylor Lewan (77)
 LG Rodger Saffold III (76)
 C Ben Jones (60)
 RG Nate Davis (64)
 RT Jack Conklin (78)
 TE MyCole Pruitt (85)
 WR A.J. Brown (11)
QB Ryan Tannehill (17)
RB Derrick Henry (22)

DEFENSE
 DE Jeffery Simmons (98)
 NT DaQuan Jones (90)
DT Jurrell Casey (99)
 OLB Kamalei Correa (44)/Reggie Gilbert (93)
 ILB Rashaan Evans (54)
 ILB Jayon Brown (55)
 OLB Harold Landry III (58)
 CB Malcolm Butler (21)/Adoree' Jackson (25)
 SS Kenny Vaccaro (24)
 FS Kevin Byard (31)
 CB Logan Ryan (26)

SPECIALISTS
 K Cairo Santos (7)/Cody Parkey (3)/Ryan Succop (4)/Greg Joseph (7)
P Brett Kern (6)
 PR Adam Humphries (10)
 KR Kalif Raymond (14)

Pro Bowl All-Pro

GM: Jon Robinson; **Head Coach:** Mike Vrabel
Asst. Coaches: Dean Pees (def. coordinator), Arthur Smith (off. coordinator), Craig Aukerman (ST), Brian Bell (strength and conditioning assist.), Scott Booker (def. assist.), Shane Bowen (OLB), Keith Carter (OL), Kerry Combs (secondary), Ryan Crow (def. assist.), Tony Dews (RB), Todd Downing (TE), Matt Edwards (assist. ST), Mondray Gee (strength and conditioning assist.), Chandler Henley (quality control), Tyrone McKenzie (ILB), Rob Moore (WR), Pat O'Hara (QB), Matt Pees (quality control), Frank Piraino (strength and conditioning), Luke Steckel (off. assist.), John Streicher (Assistant to Head Coach), Mike Sullivan (off. assist.), Terrell Williams (DL)

AMERICAN FOOTBALL CONFERENCE STANDINGS

| AFC EAST | W | L | T | Pct |
|-------------|----|---|---|------|
| New England | 12 | 4 | 0 | .750 |
| * Buffalo | 10 | 6 | 0 | .625 |

2018 SEASON (9-7 REGULAR SEASON, 0-0 PLAYOFFS) • 3RD PLACE AFC SOUTH

| DATE | OPPONENT | SCORE | W/L | ATT |
|---------|------------------|--------|-----|--------|
| Sep. 9 | at Miami | 20-27 | L | 65,184 |
| Sep. 16 | HOUSTON | 20-17 | W | 62,372 |
| Sep. 23 | at Jacksonville | 9-6 | W | 64,015 |
| Sep. 30 | PHILADELPHIA | 26-23* | W | 69,013 |
| Oct. 7 | at Buffalo | 12-13 | L | 68,202 |
| Oct. 14 | BALTIMORE | 0-21 | L | 64,441 |
| Oct. 21 | at L.A. Chargers | 19-20 | L | 84,301 |
| Nov. 5 | at Dallas | 28-14 | W | 90,466 |
| Nov. 11 | NEW ENGLAND | 34-10 | W | 69,363 |
| Nov. 18 | at Indianapolis | 10-38 | L | 57,401 |
| Nov. 26 | at Houston | 17-34 | L | 71,826 |
| Dec. 2 | N.Y. JETS | 26-22 | W | 60,904 |
| Dec. 6 | JACKSONVILLE | 30-9 | W | 60,344 |
| Dec. 16 | at N.Y. Giants | 17-0 | W | 74,538 |
| Dec. 22 | WASHINGTON | 25-16 | W | 60,746 |
| Dec. 30 | INDIANAPOLIS | 17-33 | L | 68,978 |

* Overtime

| | TITANS | OPP |
|--------------------------|----------------|----------------|
| Total First Downs | 289 | 298 |
| Rushing | 106 | 98 |
| Passing | 156 | 182 |
| Penalty | 27 | 18 |
| 3rd Down: Made/Att | 82/205 | 75/205 |
| 3rd Down Pct. | 40.0 | 36.6 |
| 4th Down: Made/Att | 7/12 | 11/20 |
| 4th Down Pct. | 58.3 | 55.0 |
| Possession Avg. | 29:28 | 30:02 |
| Total Net Yards | 4,998 | 5,334 |
| Avg. Per Game | 312.4 | 333.4 |
| Total Plays | 938 | 1001 |
| Avg. Per Play | 5.3 | 5.3 |
| Net Yards Rushing | 2,023 | 1,863 |
| Avg. Per Game | 126.4 | 116.4 |
| Total Rushes | 454 | 429 |
| Net Yards Passing | 2,975 | 3,471 |
| Avg. Per Game | 185.9 | 216.9 |
| Sacked/Yards Lost | 47/280 | 39/248 |
| Gross Yards | 3255 | 3719 |
| Att./Completions | 437/293 | 533/337 |
| Completion Pct. | 67.0 | 63.2 |
| Had Intercepted | 12 | 11 |
| Punts/Average | 75/46.4 | 71/46.1 |
| Net Punting Avg. | 75/41.7 | 71/39.4 |
| Penalties/Yards | 82/727 | 120/984 |
| Fumbles/Ball Lost | 18/6 | 14/6 |
| Touchdowns | 34 | 32 |
| Rushing | 15 | 9 |
| Passing | 16 | 21 |
| Returns | 3 | 2 |

| BY PERIODS | 1 | 2 | 3 | 4 | OT | PTS |
|------------------|-----------|------------|-----------|------------|----------|------------|
| Team | 76 | 58 | 69 | 101 | 6 | 310 |
| Opponents | 70 | 105 | 63 | 62 | 3 | 303 |

| SCORING | TD | RU | PA | RT | PAT | FG | S | TP |
|------------------|-----------|-----------|-----------|----------|--------------|--------------|----------|------------|
| Succop | 0 | 0 | 0 | 0 | 28/31 | 26/30 | 0 | 106 |
| Henry | 12 | 12 | 0 | 0 | 0 | 0 | 0 | 72 |
| C. Davis | 4 | 0 | 4 | 0 | 0 | 0 | 0 | 24 |
| J. Smith | 3 | 0 | 3 | 0 | 0 | 0 | 0 | 18 |
| D. Lewis | 2 | 1 | 1 | 0 | 0 | 0 | 0 | 12 |
| Mariota | 2 | 2 | 0 | 0 | 0 | 0 | 0 | 12 |
| Sharpe | 2 | 0 | 2 | 0 | 0 | 0 | 0 | 12 |
| Stocker | 2 | 0 | 2 | 0 | 0 | 0 | 0 | 12 |
| Brown | 1 | 0 | 0 | 1 | 0 | 0 | 0 | 6 |
| Butler | 1 | 0 | 0 | 1 | 0 | 0 | 0 | 6 |
| Cruikshank | 1 | 0 | 1 | 0 | 0 | 0 | 0 | 6 |
| Firkser | 1 | 0 | 1 | 0 | 0 | 0 | 0 | 6 |
| Jennings | 1 | 0 | 0 | 1 | 0 | 0 | 0 | 6 |
| Pruitt LG | 1 | 0 | 1 | 0 | 0 | 0 | 0 | 6 |
| Pruitt TM | 1 | 0 | 1 | 0 | 0 | 0 | 0 | 6 |
| Taylor | 1 | 0 | 1 | 0 | 0 | 0 | 0 | 6 |
| Team | 34 | 15 | 16 | 3 | 28/31 | 26/30 | 0 | 310 |
| Opponents | 32 | 9 | 21 | 2 | 31/32 | 26/29 | 1 | 303 |

2-Pt Conversions: TM 0-1, OPP 0-0

FUM/Lost: Mariota 9/2, Jackson 3/1, Batson 1/0, C. Davis 1/0, Henry 1/1, D. Lewis 1/1, J. Smith 1/0, Taylor 1/1

| RUSHING | No | Yds | Avg | Lg | TD |
|----------|-----|-------|-----|-----|----|
| Henry | 215 | 1,059 | 4.9 | 99t | 12 |
| D. Lewis | 155 | 517 | 3.3 | 36 | 1 |
| Mariota | 64 | 357 | 5.6 | 27 | 2 |
| Davis | 6 | 55 | 9.2 | 39 | 0 |

| PASSING | Att | Cmp | Pct | Yards | Yds/Att | TD | Int | Lg | Sk/Yds | Rating |
|------------------|------------|------------|-------------|--------------|-------------|-----------|-----------|------------|---------------|-------------|
| Mariota | 331 | 228 | 68.9 | 2,528 | 7.64 | 11 | 8 | 61t | 42/243 | 92.3 |
| Gabbert | 101 | 61 | 60.4 | 626 | 6.20 | 4 | 4 | 35 | 5/37 | 74.9 |
| Henry | 3 | 2 | 66.7 | 14 | 4.67 | 0 | 0 | 8 | 0/0 | 77.1 |
| Byard | 1 | 1 | 100.0 | 66 | 66.00 | 1 | 0 | 66t | 0/0 | 158.3 |
| Jennings | 1 | 1 | 100.0 | 21 | 21.00 | 0 | 0 | 21 | 0/0 | 118.8 |
| Team | 437 | 293 | 67.0 | 3,255 | 7.45 | 16 | 12 | 66t | 47/280 | 89.8 |
| Opponents | 533 | 337 | 63.2 | 3,719 | 6.98 | 21 | 11 | 75t | 39/248 | 88.4 |

| | | | | | |
|------------------|------------|--------------|------------|------------|-----------|
| Fluellen | 4 | 16 | 4.0 | 13 | 0 |
| Sharpe | 1 | 16 | 16.0 | 16 | 0 |
| Jennings | 1 | 2 | 2.0 | 2 | 0 |
| Batson | 1 | 1 | 1.0 | 1 | 0 |
| Gabbert | 6 | 0 | 0.0 | 1 | 0 |
| Stocker | 1 | 0 | 0.0 | 0 | 0 |
| Team | 454 | 2,023 | 4.5 | 99t | 15 |
| Opponents | 429 | 1,863 | 4.3 | 97t | 9 |

| RECEIVING | No | Yds | Avg | Lg | TD |
|------------------|------------|--------------|-------------|------------|-----------|
| C. Davis | 65 | 891 | 13.7 | 51 | 4 |
| D. Lewis | 59 | 400 | 6.8 | 37 | 1 |
| Taylor | 37 | 466 | 12.6 | 55 | 1 |
| Sharpe | 26 | 316 | 12.2 | 28 | 2 |
| J. Smith | 20 | 258 | 12.9 | 61t | 3 |
| Firkser | 19 | 225 | 11.8 | 28 | 1 |
| Stocker | 15 | 165 | 11.0 | 31 | 2 |
| Henry | 15 | 99 | 6.6 | 21 | 0 |
| Jennings | 11 | 101 | 9.2 | 36 | 0 |
| Pruitt | 9 | 102 | 11.3 | 27 | 1 |
| Batson | 8 | 82 | 10.3 | 26 | 0 |
| Walker | 4 | 52 | 13.0 | 16 | 0 |
| Matthews | 3 | 11 | 3.7 | 4 | 0 |
| Cruikshank | 1 | 66 | 66.0 | 66t | 1 |
| Mariota | 1 | 21 | 21.0 | 21 | 0 |
| Team | 293 | 3,255 | 11.1 | 66t | 16 |
| Opponents | 337 | 3,719 | 11.0 | 75t | 21 |

| INTERCEPTIONS | No | Yds | Avg | Lg | TD |
|------------------|-----------|------------|-------------|------------|----------|
| Byard | 4 | 1 | 0.3 | 1 | 0 |
| Butler | 3 | 90 | 30.0 | 56t | 1 |
| Jackson | 2 | 7 | 3.5 | 7 | 0 |
| Brown | 1 | 22 | 22.0 | 22t | 1 |
| Vaccaro | 1 | 0 | 0.0 | 0 | 0 |
| Team | 11 | 120 | 10.9 | 56t | 2 |
| Opponents | 12 | 219 | 18.3 | 54t | 2 |

| PUNTING | No | Yds | Avg | Net | TB | In | Lg | B |
|------------------|-----------|-------------|-------------|-------------|-----------|-----------|-----------|----------|
| Kern | 74 | 3483 | 47.1 | 41.7 | 3 | 39 | 62 | 1 |
| Team | 75 | 3483 | 46.4 | 41.7 | 3 | 39 | 62 | 1 |
| Opponents | 71 | 3275 | 46.1 | 39.4 | 12 | 27 | 68 | 0 |

| PUNT RETURNS | No | FC | Yds | Avg | Lg | TD |
|------------------|-----------|-----------|------------|------------|-----------|----------|
| Jackson | 16 | 9 | 148 | 9.3 | 26 | 0 |
| Matthews | 4 | 0 | 38 | 9.5 | 18 | 0 |
| Williams | 4 | 1 | 47 | 11.8 | 38 | 0 |
| Batson | 3 | 1 | 4 | 1.3 | 5 | 0 |
| Team | 27 | 11 | 237 | 8.8 | 38 | 0 |
| Opponents | 33 | 16 | 296 | 9.0 | 51 | 0 |

| KICKOFF RETURNS | No | Yds | Avg | Lg | TD |
|------------------|-----------|------------|-------------|-------------|----------|
| Jennings | 22 | 698 | 31.7 | 94t | 1 |
| Cruikshank | 1 | 39 | 39.0 | 39 | 0 |
| Team | 23 | 737 | 32.0 | 94t | 1 |
| Opponents | 25 | 696 | 27.8 | 102t | 1 |

| FIELD GOALS | 1-19 | 20-29 | 30-39 | 40-49 | 50+ |
|------------------|------------|------------|--------------|------------|------------|
| Succop | 0/0 | 5/6 | 13/13 | 5/7 | 3/4 |
| Team | 0/0 | 5/6 | 13/13 | 5/7 | 3/4 |
| Opponents | 0/0 | 6/6 | 8/9 | 8/8 | 4/6 |

TEAM/Succop: (47G,53G)(42G,31G)(39G,48N,36G,28G)(42G,33G)(25G,54G,39G,50G)(28G,33G,51N)(28N)(33G,31G)(42G)(31G)(24G,33G)(33G)(48N,22G)(42G,33G)(38G)
OPP: (27G,30G)(54N,34G)(46G,38G)(27G,30G,37G)(40G,46G)(29G,28G)(38N)(52G,52N)(22G)(43G,47G)(54G,34G,43G,39G,39G)(50G,40G,46G)(53G,25G)

SACKS
 Casey 7, Brown 6, Landry 4.5, Woodyard 4.5, Ryan 4, Correa 3.5, Byard 2, Vaccaro 2, Finch 1.5, Orakpo 1.5, Butler 1, Johnson 1, D. Morgan 0.5
Titans 39, Opponents 47

TACKLES (Solo-Assists-Total)
 Woodyard (124-85-39), Brown (107-76-31), Byard (96-64-32), Ryan (85-54-31), Casey (72-46-26), Vaccaro (70-45-25), Jackson (69-62-7), Evans (63-42-21), Butler (56-49-7), Landry (46-26-20), Orakpo (40-24-16), Jones (39-19-20), Morgan (37-25-12), Lewis (28-19-9), Correa (27-17-10), Johnson (25-16-9), Finch (22-16-6), Sims (21-15-6), Logan (16-8-8), Compton (11-7-4), Bates (6-3-3), Kilgo (5-3-2), Dickerson (3-2-1), Cruikshank (2-2-0), Wallace (1-0-1)

USUAL STARTING LINEUP

OFFENSE
 WR Corey Davis (84)
 TE Jonnu Smith (81)
 LT **Taylor Lewan (77)**
 LG Quinton Spain (67)
 C Ben Jones (60)
 RG Josh Kline (64)
 RT Jack Conklin (78)
 TE Luke Stocker (88)
 WR Tajaé Sharpe (19)
 QB Marcus Mariota (8)
 RB Derrick Henry (22)

DEFENSE

DE DaQuan Jones (90)
 NT Austin Johnson (94)
 DT **Jurrell Casey (99)**
 OLB Derrick Morgan (91)
 ILB Wesley Woodyard (59)
 ILB Jayon Brown (55)/Rashaan Evans (54)
 OLB Brian Orakpo (98)
 CB Logan Ryan (26)/Adoree' Jackson (25)
 SS Kenny Vaccaro (24)
 FS Kevin Byard (31)
 CB Malcolm Butler (21)

SPECIALISTS

K Ryan Succop (4)
 P **Brett Kern (6)**
 PR Adoree' Jackson (25)
 KR Darius Jennings (15)

Pro Bowl [All-Pro](#)

GM: Jon Robinson; **Head Coach:** Mike Vrabel
Asst. Coaches: Matt LaFleur (off. coordinator), Dean Pees (def. coordinator), Craig Aukerman (ST), Brian Bell (strength and conditioning assist.), Scott Booker (def. assist.), Shane Bowen (OLB), Keith Carter (OL), Kerry Coombs (secondary), Ryan Crow (def. assist.), Tony Dews (RB), Matt Edwards (assist. ST), Chandler Henley (quality control), Tom Kanavy (strength and conditioning), Tyrone McKenzie (ILB), Rob Moore (WR), Pat O'Hara (QB), Matt Pees (quality control), Taylor Porter (strength and conditioning assist.), Arthur Smith (TE), Luke Stechel (off. assist.), Mike Sullivan (off. assist.), Terrell Williams (DL)

AMERICAN FOOTBALL CONFERENCE STANDINGS

| AFC EAST | W | L | T | Pct |
|------------------------|----|----|---|------|
| New England | 11 | 5 | 0 | .688 |
| Miami | 7 | 9 | 0 | .438 |
| Buffalo | 6 | 10 | 0 | .375 |
| New York Jets | 4 | 12 | 0 | .250 |
| AFC NORTH | W | L | T | Pct |
| Baltimore | 10 | 6 | 0 | .625 |
| Pittsburgh | 9 | 6 | 1 | .594 |
| Cleveland | 7 | 8 | 1 | .469 |
| Cincinnati | 6 | 10 | 0 | .375 |
| AFC SOUTH | W | L | T | Pct |
| Houston | 11 | 5 | 0 | .688 |
| * Indianapolis | 10 | 6 | 0 | .625 |
| Tennessee | 9 | 7 | 0 | .563 |
| Jacksonville | 5 | 11 | 0 | .313 |
| AFC WEST | W | L | T | Pct |
| Kansas City | 12 | 4 | 0 | .750 |
| * Los Angeles Chargers | 12 | 4 | 0 | .750 |
| Denver | 6 | 10 | 0 | .375 |
| Oakland | 4 | 12 | 0 | .250 |

NATIONAL FOOTBALL CONFERENCE STANDINGS

| NFC EAST | W | L | T | Pct |
|------------------|----|----|---|------|
| Dallas | 10 | 6 | 0 | .625 |
| * Philadelphia | 9 | 7 | 0 | .563 |
| Washington | 7 | 9 | 0 | .438 |
| New York Giants | 5 | 11 | 0 | .313 |
| NFC NORTH | W | L | T | Pct |
| Chicago | 12 | 4 | 0 | .750 |
| Minnesota | 8 | 7 | 1 | .531 |
| Green Bay | 6 | 9 | 1 | .406 |
| Detroit | 6 | 10 | 0 | .375 |
| NFC SOUTH | W | L | T | Pct |
| New Orleans | 13 | 3 | 0 | .813 |
| Atlanta | 7 | 9 | 0 | .438 |
| Carolina | 7 | 9 | 0 | .438 |
| Tampa Bay | 5 | 11 | 0 | .313 |
| NFC WEST | W | L | T | Pct |
| Los Angeles Rams | 13 | 3 | 0 | .813 |
| * Seattle | 10 | 6 | 0 | .625 |
| San Francisco | 4 | 12 | 0 | .250 |
| Arizona | 3 | 13 | 0 | .188 |

* Wild Card for Playoffs

2017 SEASON (9-7 REGULAR SEASON, I-1 PLAYOFFS) • 2ND PLACE AFC SOUTH

| DATE | OPPONENT | SCORE | W/L | ATT |
|---------|------------------|-------|-----|--------|
| Sep. 10 | OAKLAND | 16-26 | L | 69,089 |
| Sep. 17 | at Jacksonville | 37-16 | W | 61,709 |
| Sep. 24 | SEATTLE | 33-27 | W | 69,127 |
| Oct. 1 | at Houston | 14-57 | L | 71,804 |
| Oct. 8 | at Miami | 10-16 | L | 65,135 |
| Oct. 16 | INDIANAPOLIS | 36-22 | W | 63,888 |
| Oct. 22 | at Cleveland | 12-9* | W | 59,061 |
| Nov. 5 | BALTIMORE | 23-20 | W | 67,322 |
| Nov. 12 | CINCINNATI | 24-20 | W | 67,432 |
| Nov. 16 | at Pittsburgh | 17-40 | L | 60,703 |
| Nov. 26 | at Indianapolis | 20-16 | W | 62,207 |
| Dec. 3 | HOUSTON | 24-13 | W | 62,758 |
| Dec. 10 | at Arizona | 7-12 | L | 64,153 |
| Dec. 17 | at San Francisco | 23-25 | L | 70,133 |
| Dec. 24 | L.A. RAMS | 13-27 | L | 60,097 |
| Dec. 31 | JACKSONVILLE | 15-10 | W | 65,501 |
| Jan. 6 | at Kansas City | 22-21 | W | 73,319 |
| Jan. 13 | at New England | 14-35 | L | 65,878 |

* Overtime

| | TITANS | OPP |
|--------------------------|----------------|----------------|
| Total First Downs | 290 | 323 |
| Rushing | 97 | 68 |
| Passing | 157 | 231 |
| Penalty | 36 | 24 |
| 3rd Down: Made/Att | 71/202 | 78/214 |
| 3rd Down Pct. | 35.1 | 36.4 |
| 4th Down: Made/Att | 5/10 | 10/16 |
| 4th Down Pct. | 50.0 | 62.5 |
| Possession Avg. | 29:51 | 30:09 |
| Total Net Yards | 5024 | 5248 |
| Avg. Per Game | 314.0 | 328.0 |
| Total Plays | 974 | 1046 |
| Avg. Per Play | 5.2 | 5.0 |
| Net Yards Rushing | 1833 | 1420 |
| Avg. Per Game | 114.6 | 88.8 |
| Total Rushes | 443 | 398 |
| Net Yards Passing | 3191 | 3828 |
| Avg. Per Game | 199.4 | 239.3 |
| Sacked/Yards Lost | 35/203 | 43/272 |
| Gross Yards | 3394 | 4100 |
| Att./Completions | 496/306 | 605/369 |
| Completion Pct. | 61.7 | 61.0 |
| Had Intercepted | 17 | 12 |
| Punts/Average | 75/49.7 | 75/48.2 |
| Net Punting Avg. | 75/44.6 | 75/42.8 |
| Penalties/Yards | 85/785 | 119/942 |
| Fumbles/Ball Lost | 10/8 | 23/9 |
| Touchdowns | 33 | 36 |
| Rushing | 18 | 5 |
| Passing | 14 | 27 |
| Returns | 1 | 4 |

| BY PERIODS | 1 | 2 | 3 | 4 | OT | PTS |
|------------|----|-----|----|-----|----|-----|
| Team | 52 | 103 | 91 | 85 | 3 | 334 |
| Opponents | 71 | 98 | 49 | 138 | 0 | 356 |

| SCORING | TD | RU | PA | RT | PAT | FG | S | TP |
|------------------|-----------|-----------|-----------|----------|--------------|--------------|----------|------------|
| Succop | 0 | 0 | 0 | 0 | 31/33 | 35/42 | 0 | 136 |
| Murray | 7 | 6 | 1 | 0 | 0 | 0 | 0 | 42 |
| Henry | 6 | 5 | 1 | 0 | 0 | 0 | 0 | 36 |
| Mariota | 5 | 5 | 0 | 0 | 0 | 0 | 0 | 30 |
| Matthews | 4 | 0 | 4 | 0 | 0 | 0 | 0 | 24 |
| Walker | 4 | 1 | 3 | 0 | 0 | 0 | 0 | 24 |
| J. Smith | 2 | 0 | 2 | 0 | 0 | 0 | 0 | 12 |
| Decker | 1 | 0 | 1 | 0 | 0 | 0 | 0 | 6 |
| Fowler | 1 | 1 | 0 | 0 | 0 | 0 | 0 | 6 |
| Supernaw | 1 | 0 | 1 | 0 | 0 | 0 | 0 | 6 |
| Taylor | 1 | 0 | 1 | 0 | 0 | 0 | 0 | 6 |
| Woodyard | 1 | 0 | 0 | 1 | 0 | 0 | 0 | 6 |
| Team | 33 | 18 | 14 | 1 | 31/33 | 35/42 | 0 | 334 |
| Opponents | 36 | 5 | 27 | 4 | 29/34 | 37/41 | 0 | 356 |

2-Pt Conversions: **TM 0-0, OPP 0-2**

FUM/Lost: Cassel 2/2, Walker 2/2, Mariota 2/1, Davis 1/1, Jackson 1/1, Murray 1/1, Henry 1/0

| RUSHING | No | Yds | Avg | Lg | TD |
|---------|-----|-----|------|-----|----|
| Henry | 176 | 744 | 4.2 | 75t | 5 |
| Murray | 184 | 659 | 3.6 | 75t | 6 |
| Mariota | 60 | 312 | 5.2 | 34t | 5 |
| Jackson | 5 | 55 | 11.0 | 20 | 0 |
| Taylor | 8 | 43 | 5.4 | 17 | 0 |

| PASSING | Att | Cmp | Pct | Yards | Yds/Att | TD | Int | Lg | Sk/Yds | Rating |
|------------------|------------|------------|-------------|-------------|-------------|-----------|-----------|------------|---------------|-------------|
| Mariota | 453 | 281 | 62.0 | 3232 | 7.13 | 13 | 15 | 75t | 27/173 | 79.3 |
| Cassel | 42 | 25 | 59.5 | 162 | 3.86 | 1 | 2 | 17 | 8/30 | 55.9 |
| Decker | 1 | 0 | 0.0 | 0 | 0.00 | 0 | 0 | --- | 0/0 | 39.6 |
| Team | 496 | 306 | 61.7 | 3394 | 6.84 | 17 | 17 | 75t | 35/203 | 77.1 |
| Opponents | 605 | 369 | 61.0 | 4100 | 6.78 | 27 | 12 | 80t | 43/272 | 87.8 |

| | | | | | |
|------------------|------------|-------------|------------|------------|-----------|
| Fluellen | 4 | 21 | 5.3 | 10 | 0 |
| Fowler | 2 | 4 | 2.0 | 3t | 1 |
| Weems | 1 | 0 | 0.0 | 0 | 0 |
| Walker | 2 | -2 | -1.0 | 1t | 1 |
| Matthews | 1 | -3 | -3.0 | -3 | 0 |
| Team | 443 | 1833 | 4.1 | 75t | 18 |
| Opponents | 398 | 1420 | 3.6 | 34 | 5 |

| RECEIVING | No | Yds | Avg | Lg | TD |
|------------------|------------|-------------|-------------|------------|-----------|
| Walker | 74 | 807 | 10.9 | 42 | 3 |
| Decker | 54 | 563 | 10.4 | 29 | 1 |
| Matthews | 53 | 795 | 15.0 | 75t | 4 |
| Murray | 39 | 266 | 6.8 | 18 | 1 |
| Davis | 34 | 375 | 11.0 | 37 | 0 |
| J. Smith | 18 | 157 | 8.7 | 32t | 2 |
| Taylor | 16 | 231 | 14.4 | 53t | 1 |
| Henry | 11 | 136 | 12.4 | 66t | 1 |
| Supernaw | 4 | 39 | 9.8 | 20 | 1 |
| Stockert | 1 | 12 | 12.0 | 12 | 0 |
| Douglas | 1 | 8 | 8.0 | 8 | 0 |
| Weems | 1 | 5 | 5.0 | 5 | 0 |
| Team | 306 | 3394 | 11.1 | 75t | 14 |
| Opponents | 369 | 4100 | 11.1 | 80t | 27 |

| INTERCEPTIONS | No | Yds | Avg | Lg | TD |
|------------------|-----------|------------|-------------|-----------|----------|
| Byard | 8 | 130 | 16.3 | 33 | 0 |
| T. Smith | 1 | 14 | 14.0 | 14 | 0 |
| Searcy | 1 | 8 | 8.0 | 8 | 0 |
| Riley | 1 | 2 | 2.0 | 2 | 0 |
| Sims | 1 | 0 | 0.0 | 0 | 0 |
| Team | 12 | 154 | 12.8 | 33 | 0 |
| Opponents | 17 | 262 | 15.4 | 41 | 2 |

| PUNTING | No | Yds | Avg | Net | TB | In | Lg | B |
|------------------|-----------|-------------|-------------|-------------|----------|-----------|-----------|----------|
| Kern | 75 | 3728 | 49.7 | 44.6 | 5 | 28 | 74 | 0 |
| Team | 75 | 3728 | 49.7 | 44.6 | 5 | 28 | 74 | 0 |
| Opponents | 75 | 3617 | 48.2 | 42.8 | 5 | 21 | 64 | 0 |

| PUNT RETURNS | No | FC | Yds | Avg | Lg | TD |
|------------------|-----------|----------|------------|------------|-----------|----------|
| Jackson | 34 | 9 | 290 | 8.5 | 46 | 0 |
| Weems | 2 | 0 | 15 | 7.5 | 13 | 0 |
| Team | 36 | 9 | 305 | 8.5 | 46 | 0 |
| Opponents | 41 | 9 | 286 | 7.0 | 23 | 0 |

| KICKOFF RETURNS | No | Yds | Avg | Lg | TD |
|------------------|-----------|------------|-------------|-----------|----------|
| Jackson | 25 | 578 | 23.1 | 57 | 0 |
| Weems | 2 | 18 | 9.0 | 18 | 0 |
| Decker | 1 | 22 | 22.0 | 22 | 0 |
| Team | 28 | 618 | 22.1 | 57 | 0 |
| Opponents | 32 | 750 | 23.4 | 60 | 0 |

| FIELD GOALS | 1-19 | 20-29 | 30-39 | 40-49 | 50+ |
|------------------|------------|--------------|------------|--------------|------------|
| Succop | 0/0 | 10/10 | 7/7 | 16/20 | 2/5 |
| Team | 0/0 | 10/10 | 7/7 | 16/20 | 2/5 |
| Opponents | 0/0 | 9/10 | 7/8 | 14/16 | 7/7 |

TEAM/Succop: (23G,26G,52G,52N) (40G,41G,26G) (24G,37G,47G,35G) () (45G)(48G,32G,40G,48G,23G) (43G,23G,46G,53N,47G) (48G) (48N,44G) (48B,44G)(29G,45G) (40N,43G) (58N) (40G,31G,50G) (25G,37G,45N,27G) (25G,39G,38G)

OPP: (20G,52G,52G,43G) (43G) () (50G,40G,33G) (41G) (36G,25G,52G)(31G,47G,54G) (30G,49G) () (41G,28G,50G,26G) (26G,28G,42G)(23G,48N,27N,42G) (47G,23G,40N,32G,35G) (38G,48G,28G,50G,48G,45G) (36N) (41G)

SACKS
Morgan 7.5, Orakpo 7, Casey 6, Woodyard 5, Walden 4, D. Jones 3.5, Williamson 3, Brown 1.5, Klug 1.5, Cyprien 1, A. Johnson 1, King 1, (group) 1,
Titans 43, Opponents 35

TACKLES (Solo-Assists-Total)
Woodyard (104-68-172), Williamson (70-55-125), Byard (64-23-87), Ryan (54-19-73), Casey (60-12-72), Jackson (58-9-67), Brown (42-25-67), Cyprien (46-19-65), Orakpo (39-21-60), Walden (29-15-44), Morgan (23-17-40), Jones (24-12-36), Sims (28-5-33), Johnson (20-12-32), Searcy (22-5-27), Williams (16-10-26), Klug (15-11-26), Riley (8-5-13), Smith (10-1-11), Dodd (7-4-11), McCain (7-4-11), King (3-1-4), Palmer (1-2-3)
Team Totals: 750-355-1,105

USUAL STARTING LINEUP

| |
|---|
| OFFENSE |
| WR Rishard Matthews (18) |
| TE Delanie Walker (82) |
| LT Taylor Lewan (77) |
| LG Quinton Spain (67) |
| C Ben Jones (60) |
| RG Josh Kline (64) |
| RT Jack Conklin (78) |
| TE Jonnu Smith (81) |
| WR Corey Davis (84)/Eric Decker (87) |
| QB Marcus Mariota (8) |
| RB DeMarco Murray (29) |
| DEFENSE |
| DE DaQuan Jones (90) |
| NT Sylvester Williams (96) |
| DT Jurrell Casey (99) |
| OLB Derrick Morgan (91) |
| ILB Wesley Woodyard (59) |
| ILB Avery Williamson (54) |
| OLB Brian Orakpo (98) |
| CB Logan Ryan (26) |
| SS Johnathan Cyprien (37)/Da'Norris Searcy (21) |
| FS Kevin Byard (31) |
| CB Adoree' Jackson (25) |

SPECIALISTS

| |
|--------------------------------|
| K Ryan Succop (4) |
| P Brett Kern (6) |
| KR/PR Adoree' Jackson (25) |
| ST Brynden Trawick (41) |

Pro Bowl [All-Pro](#)

GM: Jon Robinson; **Head Coach:** Mike Mularkey
Asst. Coaches: Dick LeBeau (asst. HC/def. coord.), Terry Robiskie (off. coord.), Craig Aukerman (asst. ST), Brandon Blaney (def. asst.), Sylvester Croom (RB), Nick Eason (DL), Russ Grimm (OL), Steve Hoffman (ST), Frisman Jackson (WR), Steve Jackson (asst. secondary), Tom Kanavy (asst. strength and cond.), Jason Michael (QB), Taylor Porter (strength and cond. asst.), Arthur Smith (TE), Lou Spanos (LB), Luke Stechel (asst. WR), Mike Sullivan (asst. OL), Deshaun Townsend (secondary), Steve Watterson (asst. HC/strength and cond.), Keith Willis (asst. DL)

AMERICAN FOOTBALL CONFERENCE STANDINGS

| AFC EAST | W | L | T | Pct |
|----------------------|----------|----------|----------|------------|
| New England | 13 | 3 | 0 | .813 |
| * Buffalo | 9 | 7 | 0 | .563 |
| Miami | 6 | 10 | 0 | .375 |
| New York Jets | 5 | 11 | 0 | .313 |
| AFC NORTH | W | L | T | Pct |
| Pittsburgh | 13 | 3 | 0 | .813 |
| Baltimore | 9 | 7 | 0 | .563 |
| Cincinnati | 7 | 9 | 0 | .438 |
| Cleveland | 0 | 16 | 0 | .000 |
| AFC SOUTH | W | L | T | Pct |
| Jacksonville | 10 | 6 | 0 | .625 |
| * Tennessee | 9 | 7 | 0 | .563 |
| Indianapolis | 4 | 12 | 0 | .250 |
| Houston | 4 | 12 | 0 | .250 |
| AFC WEST | W | L | T | Pct |
| Kansas City | 10 | 6 | 0 | .625 |
| Los Angeles Chargers | 9 | 7 | 0 | .563 |
| Oakland | 6 | 10 | 0 | .375 |
| Denver | 5 | 11 | 0 | .313 |

NATIONAL FOOTBALL CONFERENCE STANDINGS

| NFC EAST | W | L | T | Pct |
|------------------|----------|----------|----------|------------|
| Philadelphia | 13 | 3 | 0 | .813 |
| Dallas | 9 | 7 | 0 | .563 |
| Washington | 7 | 9 | 0 | .438 |
| New York Giants | 3 | 13 | 0 | .188 |
| NFC NORTH | W | L | T | Pct |
| Minnesota | 13 | 3 | 0 | .813 |
| Detroit | 9 | 7 | 0 | .563 |
| Green Bay | 7 | 9 | 0 | .438 |
| Chicago | 5 | 11 | 0 | .313 |
| NFC SOUTH | W | L | T | Pct |
| New Orleans | 11 | 5 | 0 | .688 |
| * Carolina | 11 | 5 | 0 | .688 |
| * Atlanta | 10 | 6 | 0 | .625 |
| Tampa Bay | 5 | 11 | 0 | .313 |
| NFC WEST | W | L | T | Pct |
| Los Angeles Rams | 11 | 5 | 0 | .688 |
| Seattle | 9 | 7 | 0 | .563 |
| Arizona | 8 | 8 | 0 | .500 |
| San Francisco | 6 | 10 | 0 | .375 |

* Wild Card for Playoffs

2016 SEASON (9-7 REGULAR SEASON, 0-0 PLAYOFFS) • 2ND PLACE AFC SOUTH

| DATE | OPPONENT | SCORE | W/L | ATT |
|---------|-----------------|-------|-----|--------|
| Sep. 11 | MINNESOTA | 16-25 | L | 63,816 |
| Sep. 18 | at Detroit | 16-15 | W | 58,466 |
| Sep. 25 | OAKLAND | 10-17 | L | 62,370 |
| Oct. 2 | at Houston | 20-27 | L | 71,815 |
| Oct. 9 | at Miami | 30-17 | W | 64,425 |
| Oct. 16 | CLEVELAND | 28-26 | W | 60,897 |
| Oct. 23 | INDIANAPOLIS | 26-34 | L | 65,470 |
| Oct. 27 | JACKSONVILLE | 36-22 | W | 61,619 |
| Nov. 6 | at San Diego | 35-43 | L | 52,281 |
| Nov. 13 | GREEN BAY | 47-25 | W | 69,116 |
| Nov. 20 | at Indianapolis | 17-24 | L | 65,048 |
| Nov. 27 | at Chicago | 27-21 | W | 59,494 |
| Dec. 11 | DENVER | 13-10 | W | 68,780 |
| Dec. 18 | at Kansas City | 19-17 | W | 68,084 |
| Dec. 24 | at Jacksonville | 17-38 | L | 59,621 |
| Jan. 1 | HOUSTON | 24-17 | W | 65,205 |

| | TITANS | OPP |
|--------------------------|-----------------|-----------------|
| Total First Downs | 322 | 324 |
| Rushing | 115 | 70 |
| Passing | 175 | 227 |
| Penalty | 32 | 27 |
| 3rd Down: Made/Att | 100/217 | 77/210 |
| 3rd Down Pct. | 46.1 | 36.7 |
| 4th Down: Made/Att | 4/11 | 12/22 |
| 4th Down Pct. | 36.4 | 54.5 |
| Possession Avg. | 30:32 | 29:28 |
| Total Net Yards | 5728 | 5720 |
| Avg. Per Game | 358.0 | 357.5 |
| Total Plays | 1008 | 1031 |
| Avg. Per Play | 5.7 | 5.5 |
| Net Yards Rushing | 2187 | 1413 |
| Avg. Per Game | 136.7 | 88.3 |
| Total Rushes | 476 | 356 |
| Net Yards Passing | 3541 | 4307 |
| Avg. Per Game | 221.3 | 269.2 |
| Sacked/Yards Lost | 28/179 | 40/278 |
| Gross Yards | 3720 | 4585 |
| Att./Completions | 504/307 | 635/388 |
| Completion Pct. | 60.9 | 61.1 |
| Had Intercepted | 11 | 12 |
| Punts/Average | 77/44.2 | 72/46.7 |
| Net Punting Avg. | 77/38.6 | 72/40.9 |
| Penalties/Yards | 110/1012 | 137/1191 |
| Fumbles/Ball Lost | 17/7 | 12/6 |
| Touchdowns | 46 | 43 |
| Rushing | 16 | 10 |
| Passing | 29 | 25 |
| Returns | 1 | 8 |

| BY PERIODS | 1 | 2 | 3 | 4 | OT | PTS |
|------------|----|-----|----|-----|----|-----|
| Team | 77 | 149 | 59 | 96 | 0 | 381 |
| Opponents | 97 | 95 | 75 | 111 | 0 | 378 |

| SCORING | TD | RU | PA | RT | PAT | FG | S | TP |
|------------------|-----------|-----------|-----------|----------|--------------|--------------|----------|------------|
| Succop | 0 | 0 | 0 | 0 | 39/41 | 22/24 | 0 | 105 |
| Murray | 12 | 9 | 3 | 0 | 0 | 0 | 0 | 72 |
| Matthews | 9 | 0 | 9 | 0 | 0 | 0 | 0 | 54 |
| Walker | 7 | 0 | 7 | 0 | 0 | 0 | 0 | 42 |
| Henry | 5 | 5 | 0 | 0 | 0 | 0 | 0 | 30 |
| Wright | 3 | 0 | 3 | 0 | 0 | 0 | 0 | 18 |
| Fasano | 2 | 0 | 2 | 0 | 0 | 0 | 0 | 12 |
| An. Johnson | 2 | 0 | 2 | 0 | 0 | 0 | 0 | 12 |
| Mariota | 2 | 2 | 0 | 0 | 0 | 0 | 0 | 12 |
| Sharpe | 2 | 0 | 2 | 0 | 0 | 0 | 0 | 12 |
| D. Jones | 1 | 0 | 0 | 1 | 0 | 0 | 0 | 6 |
| Lewan | 1 | 0 | 1 | 0 | 0 | 0 | 0 | 6 |
| Team | 46 | 16 | 29 | 1 | 39/41 | 22/24 | 0 | 381 |
| Opponents | 43 | 10 | 25 | 8 | 35/40 | 27/32 | 1 | 378 |

2-Pt Conversions: **TM 0-5, OPP 1-3**

FUM/Lost: Mariota 9/5, Murray 3/1, Mariani 2/0, Cassel 1/0, Matthews 1/1, Walker 1/0

| RUSHING | No | Yds | Avg | Lg | TD |
|------------------|------------|-------------|------------|------------|-----------|
| Murray | 293 | 1287 | 4.4 | 75t | 9 |
| Henry | 110 | 490 | 4.5 | 22 | 5 |
| Mariota | 60 | 349 | 5.8 | 41 | 2 |
| Andrews | 2 | 15 | 7.5 | 9 | 0 |
| Mariani | 1 | 15 | 15.0 | 15 | 0 |
| Wright | 1 | 15 | 15.0 | 15 | 0 |
| Walker | 2 | 11 | 5.5 | 8 | 0 |
| Cassel | 4 | 3 | 0.8 | 3 | 0 |
| Fowler | 1 | 3 | 3.0 | 3 | 0 |
| Sharpe | 1 | 1 | 1.0 | 1 | 0 |
| Blake | 1 | -2 | -2.0 | -2 | 0 |
| Team | 476 | 2187 | 4.6 | 75t | 16 |
| Opponents | 356 | 1413 | 4.0 | 68t | 10 |

| PASSING | Att | Cmp | Pct | Yards | Yds/Att | TD | Int | Lg | Sk/Yds | Rating |
|------------------|------------|------------|-------------|-------------|-------------|-----------|-----------|-----------|---------------|-------------|
| Mariota | 451 | 276 | 3426 | 61.2 | 7.60 | 26 | 9 | 60 | 23/156 | 95.6 |
| Cassel | 51 | 30 | 284 | 58.8 | 5.57 | 2 | 2 | 50 | 5/23 | 71.0 |
| Murray | 2 | 1 | 10 | 50.0 | 5.00 | 1 | 0 | 10t | 0/0 | 104.2 |
| Team | 504 | 307 | 3720 | 60.9 | 7.38 | 29 | 11 | 60 | 28/179 | 93.7 |
| Opponents | 635 | 388 | 4585 | 61.1 | 7.22 | 25 | 12 | 58 | 40/278 | 88.3 |

| RECEIVING | No | Yds | Avg | Lg | TD |
|------------------|------------|-------------|-------------|-----------|-----------|
| Matthews | 65 | 945 | 14.5 | 60 | 9 |
| Walker | 65 | 800 | 12.3 | 47 | 7 |
| Murray | 53 | 377 | 7.1 | 35 | 3 |
| Sharpe | 41 | 522 | 12.7 | 34t | 2 |
| Wright | 29 | 416 | 14.3 | 48t | 3 |
| Douglas | 15 | 210 | 14.0 | 35 | 0 |
| Henry | 13 | 137 | 10.5 | 29 | 0 |
| An. Johnson | 9 | 85 | 9.4 | 20 | 2 |
| Fasano | 8 | 83 | 10.4 | 17 | 2 |
| Supernaw | 4 | 62 | 15.5 | 30 | 0 |
| Amaro | 3 | 59 | 19.7 | 26 | 0 |
| Fowler | 1 | 14 | 14.0 | 14 | 0 |
| Lewan | 1 | 10 | 10.0 | 10t | 1 |
| Team | 307 | 3720 | 12.1 | 60 | 29 |
| Opponents | 388 | 4585 | 11.8 | 58 | 25 |

| INTERCEPTIONS | No | Yds | Avg | Lg | TD |
|------------------|-----------|------------|-------------|------------|----------|
| Cox | 3 | 3 | 1.0 | 3 | 0 |
| McCain | 2 | 33 | 16.5 | 33 | 0 |
| McCourty | 2 | 7 | 3.5 | 6 | 0 |
| Woodyard | 1 | 21 | 21.0 | 21 | 0 |
| Stafford | 1 | 4 | 4.0 | 4 | 0 |
| Searcy | 1 | 0 | 0.0 | 0 | 0 |
| Sims | 1 | 0 | 0.0 | 0 | 0 |
| Williamson | 1 | 0 | 0.0 | 0 | 0 |
| Team | 12 | 68 | 5.7 | 33 | 0 |
| Opponents | 11 | 203 | 18.5 | 77t | 3 |

| PUNTING | No | Yds | Avg | Net | TB | In | Lg | B |
|------------------|-----------|-------------|-------------|-------------|----------|-----------|-----------|----------|
| Kern | 77 | 3402 | 44.2 | 38.6 | 4 | 32 | 71 | 0 |
| Team | 77 | 3402 | 44.2 | 38.6 | 4 | 32 | 71 | 0 |
| Opponents | 72 | 3360 | 46.7 | 40.9 | 9 | 22 | 72 | 0 |

| PUNT RETURNS | No | FC | Yds | Avg | Lg | TD |
|------------------|-----------|-----------|------------|------------|------------|----------|
| Mariani | 29 | 22 | 235 | 8.1 | 18 | 0 |
| Blake | 1 | 0 | 1 | 1.0 | 1 | 0 |
| Team | 30 | 22 | 236 | 7.9 | 18 | 0 |
| Opponents | 36 | 27 | 347 | 9.6 | 74t | 2 |

| KICKOFF RETURNS | No | Yds | Avg | Lg | TD |
|------------------|-----------|------------|-------------|-----------|----------|
| Mariani | 26 | 560 | 21.5 | 37 | 0 |
| Andrews | 4 | 37 | 9.3 | 17 | 0 |
| Wright | 3 | 32 | 10.7 | 15 | 0 |
| Team | 33 | 629 | 19.1 | 37 | 0 |
| Opponents | 21 | 462 | 22.0 | 61 | 0 |

| FIELD GOALS | 1-19 | 20-29 | 30-39 | 40-49 | 50+ |
|------------------|------------|------------|-------------|------------|------------|
| Succop | 1/1 | 4/4 | 6/6 | 8/8 | 3/5 |
| Team | 1/1 | 4/4 | 6/6 | 8/8 | 3/5 |
| Opponents | 0/0 | 7/7 | 9/10 | 6/9 | 5/6 |

TEAM/Succop: (28G) (51N,46G) (34G) (48G,26G) (40G) (58N) (48G,44G) (32G,22G,33G) (1) (51G,23G) (47G) (19G,31G) (53G,41G) (39G,53G) (42G) (35G)
OPP: (37N,56N,50G,33G,45G,30G) (42G,27G) (52G) (53G,48N,45G) (24G) (45G,37G) (28G,33G) (1) (32G,23G, 36G) (29G,38G) (42N,49G) (1) (34G) (34G) (29G,48G,56G,50G) (45N,26G)

SACKS
 Orakpo 10.5, Morgan 9, Casey 5, Spence 3, Williamson 2, Woodyard 2, D. Jones 1.5, Klug 1.5, Byard 1, Dodd 1, Stafford 1, Wallace 1, (team) 1, Au. Johnson 0.5
Titans 40, Opponents 28

TACKLES (Solo-Assists-Total)
 Williamson (76-73-149), Woodyard (52-36-88), Spence (41-36-77), McCourty (56-8-64), Byard (42-21-63), Stafford (42-16-58), Orakpo (40-15-55), Searcy (39-12-51), Casey (38-13-51), Morgan (29-21-50), R. Johnson (33-15-48), McCain (37-7-44), Blake (32-5-37), Cox (33-3-36), Jones (18-11-29), Klug (14-11-25), Sims (17-1-18), Woods (11-6-17), Bass (8-8-16), Au. Johnson (13-2-15), Wallace (9-6-15), Blackson (7-7-14), Dodd (6-3-9), Palmer (2-0-2), An. Woods (2-0-2), Abdesmad (1-0-1), Reed (1-0-1), Team (1-0-1)
Team Totals: 700-336-1,036

USUAL STARTING LINEUP

| |
|---|
| OFFENSE |
| WR Richard Matthews (18) |
| TE Delanie Walker (82) |
| LT Taylor Lewan (77) |
| LG Quinton Spain (67) |
| C Ben Jones (60) |
| RG Josh Kline (64) |
| RT Jack Conklin (78) |
| TE Anthony Fasano (80) |
| WR Tajaé Sharpe (19) |
| QB Marcus Mariota (8) |
| RB DeMarco Murray (29) |
| DEFENSE |
| DE DaQuan Jones (90) |
| NT Al Woods (96) |
| DT Jurrell Casey (99) |
| OLB Derrick Morgan (91)/David Bass (51) |
| ILB Wesley Woodyard (59)/Sean Spence (55) |
| ILB Avery Williamson (54) |
| OLB Brian Orakpo (98) |
| CB Jason McCourty (30) |
| SS Da'Norris Searcy (21) |
| FS Rashad Johnson (25)/Kevin Byard (31)/Daimion Stafford (24) |
| CB Brice McCain (23)/Perrish Cox (20) |

| SPECIALISTS |
|-------------------------|
| K Ryan Succop (4) |
| P Brett Kern (6) |
| KR/PR Marc Mariani (87) |

Pro Bowl [All-Pro](#)
GM: Jon Robinson; **Head Coach:** Mike Mularkey
Asst. Coaches: Dick LeBeau (asst. HC/def. coord.), Terry Robiskie (off. coord.), Bobby April (ST coord.*), Brandon Blaney (def. asst.), Bob Bratkowski (WR), Sylvester Croom (RB), Nick Eason (DL), Russ Grimm (OL), Steve Hoffman (ST asst.*), Steve Jackson (asst. secondary), Jason Michael (QB), Arthur Smith (TE), Lou Spanos (LB), Luke Stechel (off. asst.), Mike Sullivan (asst. OL), Deshea Townsend (secondary), Jason Tucker (asst. WR), Steve Watterson (asst. HC/strength and cond.), Keith Willis (asst. DL)
 * April - special teams coordinator first four games; Hoffman - special teams assistant first four games, special teams coordinator final 12 games

AMERICAN FOOTBALL CONFERENCE STANDINGS

| AFC EAST | W | L | T | Pct |
|------------------|----------|----------|----------|-------------|
| New England | 14 | 2 | 0 | .875 |
| * Miami | 10 | 6 | 0 | .625 |
| Buffalo | 7 | 9 | 0 | .438 |
| New York Jets | 5 | 11 | 0 | .313 |
| AFC NORTH | W | L | T | Pct |
| Pittsburgh | 11 | 5 | 0 | .688 |
| Baltimore | 8 | 8 | 0 | .500 |
| Cincinnati | 6 | 9 | 1 | .406 |
| Cleveland | 1 | 15 | 0 | .063 |
| AFC SOUTH | W | L | T | Pct |
| Houston | 9 | 7 | 0 | .563 |
| Tennessee | 9 | 7 | 0 | .563 |
| Indianapolis | 8 | 8 | 0 | .500 |
| Jacksonville | 3 | 13 | 0 | .188 |
| AFC WEST | W | L | T | Pct |
| Kansas City | 12 | 4 | 0 | .750 |
| * Oakland | 12 | 4 | 0 | .750 |
| Denver | 9 | 7 | 0 | .563 |
| San Diego | 5 | 11 | 0 | .313 |

NATIONAL FOOTBALL CONFERENCE STANDINGS

| NFC EAST | W | L | T | Pct |
|-------------------|----------|----------|----------|------------|
| Dallas | 13 | 3 | 0 | .813 |
| * New York Giants | 11 | 5 | 0 | .688 |
| Washington | 8 | 7 | 1 | .531 |
| Philadelphia | 7 | 9 | 0 | .438 |
| NFC NORTH | W | L | T | Pct |
| Green Bay | 10 | 6 | 0 | .625 |
| * Detroit | 9 | 7 | 0 | .563 |
| Minnesota | 8 | 8 | 0 | .500 |
| Chicago | 3 | 13 | 0 | .188 |
| NFC SOUTH | W | L | T | Pct |
| Atlanta | 11 | 5 | 0 | .688 |
| Tampa Bay | 9 | 7 | 0 | .563 |
| New Orleans | 7 | 9 | 0 | .438 |
| Carolina | 6 | 10 | 0 | .375 |
| NFC WEST | W | L | T | Pct |
| Seattle | 10 | 5 | 1 | .656 |
| Arizona | 7 | 8 | 1 | .469 |
| Los Angeles | 4 | 12 | 0 | .250 |
| San Francisco | 2 | 14 | 0 | .125 |

* Wild Card for Playoffs

2015 SEASON (3-13 REGULAR SEASON, 0-0 PLAYOFFS) • 4TH PLACE AFC SOUTH

| DATE | OPPONENT | SCORE | W/L | ATT |
|---------|------------------|----------|-----|--------|
| Sep. 13 | at Tampa Bay | W 42-14 | | 63,945 |
| Sep. 20 | at Cleveland | L 14-28 | | 67,431 |
| Sep. 27 | INDIANAPOLIS | L 33-35 | | 65,920 |
| Oct. 11 | BUFFALO | L 13-14 | | 65,670 |
| Oct. 18 | MIAMI | L 10-38 | | 62,342 |
| Oct. 25 | ATLANTA | L 7-10 | | 63,329 |
| Nov. 1 | at Houston | L 6-20 | | 71,630 |
| Nov. 8 | at New Orleans | W 34-28* | | 73,075 |
| Nov. 15 | CAROLINA | L 10-27 | | 63,591 |
| Nov. 19 | at Jacksonville | L 13-19 | | 60,121 |
| Nov. 29 | OAKLAND | L 21-24 | | 58,075 |
| Dec. 6 | JACKSONVILLE | W 42-39 | | 57,355 |
| Dec. 13 | at New York Jets | L 8-30 | | 78,160 |
| Dec. 20 | at New England | L 16-33 | | 66,829 |
| Dec. 27 | HOUSTON | L 6-34 | | 62,153 |
| Jan. 3 | at Indianapolis | L 24-30 | | 65,733 |

* Overtime

| | TITANS | OPP |
|--------------------------|----------------|----------------|
| Total First Downs | 298 | 317 |
| Rushing | 66 | 101 |
| Passing | 195 | 192 |
| Penalty | 37 | 24 |
| 3rd Down: Made/Att | 64/201 | 92/216 |
| 3rd Down Pct. | 31.8 | 42.6 |
| 4th Down: Made/Att | 7/15 | 4/12 |
| 4th Down Pct. | 46.7 | 33.3 |
| Possession Avg. | 29:25 | 30:35 |
| Total Net Yards | 4988 | 5475 |
| Avg. Per Game | 311.8 | 342.2 |
| Total Plays | 976 | 1003 |
| Avg. Per Play | 5.1 | 5.5 |
| Net Yards Rushing | 1485 | 1797 |
| Avg. Per Game | 92.8 | 112.3 |
| Total Rushes | 371 | 462 |
| Net Yards Passing | 3503 | 3678 |
| Avg. Per Game | 218.9 | 229.9 |
| Sacked/Yards Lost | 54/390 | 39/271 |
| Gross Yards | 3893 | 3949 |
| Att./Completions | 551/342 | 502/319 |
| Completion Pct. | 62.1 | 63.5 |
| Had Interceded | 17 | 11 |
| Punts/Average | 88/47.4 | 74/48.2 |
| Net Punting Avg. | 88/40.3 | 74/43.0 |
| Penalties/Yards | 93/779 | 112/982 |
| Fumbles/Ball Lost | 25/16 | 16/8 |
| Touchdowns | 37 | 51 |
| Rushing | 10 | 11 |
| Passing | 25 | 34 |
| Returns | 2 | 6 |

| BY PERIODS | 1 | 2 | 3 | 4 | OT | PTS |
|------------------|-----------|------------|-----------|------------|----------|------------|
| Team | 67 | 71 | 84 | 71 | 6 | 299 |
| Opponents | 96 | 127 | 75 | 125 | 0 | 423 |

| SCORING | TD | RU | PA | RT | PAT | FG | S | TP |
|------------------|-----------|-----------|-----------|----------|--------------|--------------|----------|------------|
| Succop | 0 | 0 | 0 | 0 | 29/31 | 14/16 | 0 | 71 |
| Walker | 6 | 0 | 6 | 0 | | | 0 | 38 |
| Green-Beckham | 4 | 0 | 4 | 0 | | | 0 | 26 |
| Andrews | 3 | 3 | 0 | 0 | | | 0 | 18 |
| Mariota | 3 | 2 | 1 | 0 | | | 0 | 18 |
| Wright | 3 | 0 | 3 | 0 | | | 0 | 18 |
| McCluster | 2 | 1 | 1 | 0 | | | 0 | 14 |
| Douglas | 2 | 0 | 2 | 0 | | | 0 | 12 |
| Fasano | 2 | 0 | 2 | 0 | | | 0 | 12 |
| Fowler | 2 | 1 | 1 | 0 | | | 0 | 12 |
| Sankey | 2 | 1 | 1 | 0 | | | 0 | 12 |
| Stevens | 2 | 0 | 2 | 0 | | | 0 | 12 |
| Cobb | 1 | 1 | 0 | 0 | | | 0 | 6 |
| Hunter | 1 | 0 | 1 | 0 | | | 0 | 6 |
| McBride | 1 | 0 | 1 | 0 | | | 0 | 6 |
| Mettenberger | 1 | 1 | 0 | 0 | | | 0 | 6 |
| Sensabaugh | 1 | 0 | 0 | 1a | | | 0 | 6 |
| Woodyard | 1 | 0 | 0 | 1b | | | 0 | 6 |
| Team | 37 | 10 | 25 | 2 | 29/31 | 14/16 | 0 | 299 |
| Opponents | 51 | 11 | 34 | 6 | 48/50 | 23/27 | 0 | 423 |

2-Pt Conversions: Green-Beckham, McCluster, Walker, TM
3-5, OPP 0-1

FUM/LOST: Mariota 10/6, Mettenberger 4/2, Douglas 2/1, McCluster 2/2, Sankey 2/1, West(TM) 2/2, Andrews 1/1, Gallik 1/0, Supernaw 1/1

| RUSHING | No | Yds | Avg | Lg | TD |
|-----------|-----|-----|-----|-----|----|
| Andrews | 143 | 520 | 3.6 | 38 | 3 |
| Mariota | 34 | 252 | 7.4 | 87t | 2 |
| McCluster | 55 | 247 | 4.5 | 44 | 1 |
| Sankey | 47 | 193 | 4.1 | 16 | 1 |
| Cobb | 52 | 146 | 2.8 | 12 | 1 |

| PASSING | Att | Cmp | Pct | Yards | Yds/Att | TD | Int | Lg | Sk/Yds | Rating |
|------------------|------------|------------|-------------|-------------|-------------|-----------|-----------|------------|---------------|--------------|
| Mariota | 370 | 230 | 62.2 | 2818 | 7.62 | 19 | 10 | 61t | 38/258 | 91.5 |
| Mettenberger | 166 | 101 | 60.8 | 935 | 5.63 | 4 | 7 | 57t | 13/98 | 66.7 |
| Tanneh | 14 | 10 | 71.4 | 99 | 7.07 | 1 | 0 | 29 | 3/34 | 114.9 |
| Andrews | 1 | 1 | 100.0 | 41 | 41.00 | 1 | 0 | 41t | 0/0 | 158.3 |
| Team | 551 | 342 | 62.1 | 3893 | 7.07 | 25 | 17 | 61t | 54/390 | 85.5 |
| Opponents | 502 | 319 | 63.5 | 3949 | 7.87 | 34 | 11 | 69t | 39/271 | 101.3 |

| | | | | | |
|------------------|------------|-------------|------------|------------|-----------|
| West | 16 | 51 | 3.2 | 12 | 0 |
| Walker | 1 | 36 | 36.0 | 36 | 0 |
| Wright | 5 | 17 | 3.4 | 13 | 0 |
| Fowler | 7 | 13 | 1.9 | 3 | 1 |
| McBride | 1 | 8 | 8.0 | 8 | 0 |
| Mettenberger | 9 | 8 | 0.9 | 5t | 1 |
| Douglas | 1 | -6 | -6.0 | -6 | 0 |
| Team | 371 | 1485 | 4.0 | 87t | 10 |
| Opponents | 462 | 1797 | 3.9 | 32 | 11 |

| RECEIVING | No | Yds | Avg | Lg | TD |
|------------------|------------|-------------|-------------|------------|-----------|
| Walker | 94 | 1088 | 11.6 | 61t | 6 |
| Douglas | 36 | 411 | 11.4 | 51 | 2 |
| Wright | 36 | 408 | 11.3 | 52t | 3 |
| Green-Beckham | 32 | 549 | 17.2 | 47t | 4 |
| McCluster | 31 | 260 | 8.4 | 35 | 1 |
| Fasano | 26 | 289 | 11.1 | 33 | 2 |
| Hunter | 22 | 264 | 12.0 | 29 | 1 |
| Andrews | 21 | 174 | 8.3 | 23 | 0 |
| Sankey | 14 | 139 | 9.9 | 30 | 1 |
| Stevens | 12 | 121 | 10.1 | 27 | 2 |
| Fowler | 5 | 44 | 8.8 | 19 | 1 |
| Coffman | 4 | 42 | 10.5 | 16 | 0 |
| Supernaw | 3 | 32 | 10.7 | 16 | 0 |
| Turzilli | 2 | 25 | 12.5 | 18 | 0 |
| McBride | 2 | 8 | 4.0 | 7 | 1 |
| Mariota | 1 | 41 | 41.0 | 41t | 1 |
| Cobb | 1 | -2 | -2.0 | -2 | 0 |
| Team | 342 | 3893 | 11.4 | 61t | 25 |
| Opponents | 319 | 3949 | 12.4 | 69t | 34 |

| INTERCEPTIONS | No | Yds | Avg | Lg | TD |
|------------------|-----------|------------|-------------|------------|----------|
| Brown | 2 | 45 | 22.5 | 45 | 0 |
| Sensabaugh | 2 | 42 | 21.0 | 26t | 1 |
| Griffin | 1 | 29 | 29.0 | 29 | 0 |
| Cox | 1 | 27 | 27.0 | 27 | 0 |
| Bass | 1 | 8 | 8.0 | 8 | 0 |
| Mount | 1 | 8 | 8.0 | 8 | 0 |
| Searcy | 1 | 5 | 5.0 | 5 | 0 |
| Webb | 1 | 0 | 0.0 | 0 | 0 |
| Williamson | 1 | 0 | 0.0 | 0 | 0 |
| Team | 11 | 164 | 14.9 | 45 | 1 |
| Opponents | 17 | 263 | 15.5 | 69t | 3 |

| PUNTING | No | Yds | Avg | Net | TB | In | Lg | B |
|------------------|-----------|-------------|-------------|-------------|----------|-----------|-----------|----------|
| Kern | 88 | 4175 | 47.4 | 40.3 | 1 | 34 | 61 | 0 |
| Team | 88 | 4175 | 47.4 | 40.3 | 1 | 34 | 61 | 0 |
| Opponents | 74 | 3568 | 48.2 | 43.0 | 4 | 24 | 65 | 0 |

| PUNT RETURNS | No | FC | Yds | Avg | Lg | TD |
|------------------|-----------|-----------|------------|-------------|------------|----------|
| McCluster | 24 | 15 | 217 | 9.0 | 37 | 0 |
| Douglas | 11 | 2 | 73 | 6.6 | 18 | 0 |
| Cox | 3 | 0 | 17 | 5.7 | 9 | 0 |
| Team | 38 | 17 | 307 | 8.1 | 37 | 0 |
| Opponents | 47 | 23 | 605 | 12.9 | 78t | 1 |

| KICKOFF RETURNS | No | Yds | Avg | Lg | TD |
|------------------|-----------|------------|-------------|-----------|----------|
| McCluster | 13 | 285 | 21.9 | 32 | 0 |
| McBride | 10 | 190 | 19.0 | 31 | 0 |
| Sankey | 9 | 192 | 21.3 | 34 | 0 |
| Andrews | 1 | 13 | 13.0 | 13 | 0 |
| Team | 33 | 680 | 20.6 | 34 | 0 |
| Opponents | 22 | 599 | 27.2 | 75 | 0 |

| FIELD GOALS | 1-19 | 20-29 | 30-39 | 40-49 | 50+ |
|------------------|------------|------------|------------|------------|------------|
| Succop | 0/0 | 3/3 | 3/3 | 7/7 | 1/3 |
| Team | 0/0 | 3/3 | 3/3 | 7/7 | 1/3 |
| Opponents | 1/1 | 6/6 | 9/9 | 6/9 | 1/2 |

TEAM/Succop: () () (38G,21G) (21G,41G) (37G) () (35G,44G) (51G,29G,55N) (45G) (47G,49G,53N) () () (49G) () (49G)
OPP: () () () (30G) (27G,47N) (38G,24G) (46B) (48G) (19G) (31G,32G,20G,36G) (24G) () (53N,47G,27G,42G) (43G,48N,38G,42G,32G) (22G,36G) (49G,52G,35G)

SACKS
 Casey 7, Orakpo 7, Woodyard 5, Morgan 4.5, Klug 4, Williamson 3.5, Blackson 2.5, Bass 1.5, Griffin 1, Stafford 1, Tavai 1, Brown 0.5, Searcy 0.5
Titans 39, Opponents 54

TACKLES (Solo-Assists-Total)
 Williamson (79-58-137), Woodyard (70-40-110), Griffin (67-34-101), Brown (65-33-98), Casey (48-38-86), Jones (45-22-67), Orakpo (44-20-64), Sensabaugh (42-16-58), Searcy (41-13-54), Bass (23-19-42), Morgan (20-14-34), Cox (26-5-31), Woods (14-17-31), Klug (13-13-26), Webb (20-2-22), Stafford (16-4-20), Blackson (10-9-19), Hill (7-12-19), Wreh-Wilson (16-1-17), McCourty (10-6-16), Riggs (6-0-6), Huff (5-1-6), Pitouita (2-2-4), Tavai (2-1-3), Martin (1-2-3), Johnson (1-1-2), Mount (0-1-1)
Team Totals: 692-382-1,074

USUAL STARTING LINEUP

OFFENSE

- WR Harry Douglas (83)
- TE **Delanie Walker (82)**
- LT Taylor Lewan (77)
- LG Byron Bell (76)/Quinton Spain (60)
- C Brian Schwenke (62)/Andy Gallik (69)
- RG Chance Warmack (70)
- RT Jeremiah Poutasi (73)/Byron Bell (76)
- TE Craig Stevens (88)/Anthony Fasano (80)
- WR Kendall Wright (13)
- QB Marcus Mariota (8)
- RB Antonio Andrews (26)

DEFENSE

- DE DaQuan Jones (90)
- NT Al Woods (96)/Sammie Hill (94)
- DT **Jurrell Casey (99)**
- OLB Derrick Morgan (91)/David Bass (51)
- ILB Wesley Woodyard (59)
- ILB Avery Williamson (54)
- OLB Brian Orakpo (98)
- CB Perrish Cox (29)
- SS Da'Norris Searcy (21)
- FS Michael Griffin (33)
- CB Coty Sensabaugh (24)

SPECIALISTS

- K Ryan Succop (8)
- P Brett Kern (6)
- KR/PR Dexter McCluster (22)

Pro Bowl All-Pro

GM: Ruston Webster; **Head Coach:** Ken Whisenhunt (first seven games), Mike Mularkey (final nine games)
Asst. Coaches: Dick LeBeau (asst. HC/def.), Ray Horton (def. coord.), Jason Michael (off. coord.), Steve Watterson (strength and cond.), Bob Bostad (OL), Steve Brown (asst. secondary), Louie Cioffi (secondary), Sylvester Croom (RB), Nick Eason (asst. DL), Steve Hoffman (ST asst.), Shawn Jefferson (WR), Nate Kaczor (ST), Cannon Matthews (qual. ctl. coord. - def.), John McNulty (QB), Mike Mularkey (TE*), Arthur Smith (asst. TE*), Gift Smith (DL), Lou Spanos (LB), Luke Stechel (off. asst.), Mike Sullivan (asst. OL), Jason Tucker (asst. WR)

* Mularkey - tight ends coach first seven games, head coach final nine games; Smith - assistant tight ends coach first seven games, tight ends coach final nine games

AMERICAN FOOTBALL CONFERENCE STANDINGS

| AFC EAST | W | L | T | Pct |
|------------------|----------|-----------|----------|-------------|
| New England | 12 | 4 | 0 | .750 |
| New York Jets | 10 | 6 | 0 | .625 |
| Buffalo | 8 | 8 | 0 | .500 |
| Miami | 6 | 10 | 0 | .375 |
| AFC NORTH | W | L | T | Pct |
| Cincinnati | 12 | 4 | 0 | .750 |
| * Pittsburgh | 10 | 6 | 0 | .625 |
| Baltimore | 5 | 11 | 0 | .313 |
| Cleveland | 3 | 13 | 0 | .188 |
| AFC SOUTH | W | L | T | Pct |
| Houston | 9 | 7 | 0 | .563 |
| Indianapolis | 8 | 8 | 0 | .500 |
| Jacksonville | 5 | 11 | 0 | .313 |
| Tennessee | 3 | 13 | 0 | .188 |
| AFC WEST | W | L | T | Pct |
| Denver | 12 | 4 | 0 | .750 |
| * Kansas City | 11 | 5 | 0 | .688 |
| Oakland | 7 | 9 | 0 | .438 |
| San Diego | 4 | 12 | 0 | .250 |

NATIONAL FOOTBALL CONFERENCE STANDINGS

| NFC EAST | W | L | T | Pct |
|------------------|----------|----------|----------|------------|
| Washington | 9 | 7 | 0 | .563 |
| Philadelphia | 7 | 9 | 0 | .438 |
| New York Giants | 6 | 10 | 0 | .375 |
| Dallas | 4 | 12 | 0 | .250 |
| NFC NORTH | W | L | T | Pct |
| Minnesota | 11 | 5 | 0 | .688 |
| * Green Bay | 10 | 6 | 0 | .625 |
| Detroit | 7 | 9 | 0 | .438 |
| Chicago | 6 | 10 | 0 | .375 |
| NFC SOUTH | W | L | T | Pct |
| Carolina | 15 | 1 | | |

2014 SEASON (2-14 REGULAR SEASON, 0-0 PLAYOFFS) • 4TH PLACE AFC SOUTH

| DATE | OPPONENT | SCORE | W/L | ATT |
|---------|-----------------|-------|-----|--------|
| Sep. 7 | at Kansas City | 26-10 | W | 73,569 |
| Sep. 14 | DALLAS | 10-26 | L | 69,143 |
| Sep. 21 | at Cincinnati | 7-33 | L | 56,743 |
| Sep. 28 | at Indianapolis | 17-41 | L | 64,757 |
| Oct. 5 | CLEVELAND | 28-29 | L | 69,143 |
| Oct. 12 | JACKSONVILLE | 16-14 | W | 69,143 |
| Oct. 19 | at Washington | 17-19 | L | 75,227 |
| Oct. 26 | HOUSTON | 16-30 | L | 69,143 |
| Nov. 9 | at Baltimore | 7-21 | L | 70,914 |
| Nov. 17 | PITTSBURGH | 24-27 | L | 69,143 |
| Nov. 23 | at Philadelphia | 24-43 | L | 69,596 |
| Nov. 30 | at Houston | 21-45 | L | 71,714 |
| Dec. 7 | NEW YORK GIANTS | 7-36 | L | 69,143 |
| Dec. 14 | NEW YORK JETS | 11-16 | L | 69,143 |
| Dec. 18 | at Jacksonville | 13-21 | L | 61,202 |
| Dec. 28 | INDIANAPOLIS | 10-27 | L | 69,143 |

| | TITANS | OPP |
|--------------------------|----------------|----------------|
| Total First Downs | 258 | 357 |
| Rushing | 75 | 119 |
| Passing | 159 | 211 |
| Penalty | 24 | 27 |
| 3rd Down: Made/Att | 59/196 | 94/227 |
| 3rd Down Pct. | 30.1 | 41.4 |
| 4th Down: Made/Att | 6/17 | 5/11 |
| 4th Down Pct. | 35.3 | 45.5 |
| Possession Avg. | 27:31 | 32:29 |
| Total Net Yards | 4859 | 5968 |
| Avg. Per Game | 303.7 | 373.0 |
| Total Plays | 919 | 1099 |
| Avg. Per Play | 5.3 | 5.4 |
| Net Yards Rushing | 1447 | 2195 |
| Avg. Per Game | 90.4 | 137.2 |
| Total Rushes | 356 | 515 |
| Net Yards Passing | 3412 | 3773 |
| Avg. Per Game | 213.3 | 235.8 |
| Sacked/Yards Lost | 50/326 | 39/222 |
| Gross Yards | 3738 | 3995 |
| Att./Completions | 513/299 | 545/347 |
| Completion Pct. | 58.3 | 63.7 |
| Had Intercepted | 16 | 12 |
| Punts/Average | 89/46.3 | 73/46.0 |
| Net Punting Avg. | 89/40.8 | 73/41.2 |
| Penalties/Yards | 111/961 | 93/731 |
| Fumbles/Ball Lost | 23/10 | 7/4 |
| Touchdowns | 28 | 48 |
| Rushing | 6 | 17 |
| Passing | 20 | 28 |
| Returns | 2 | 3 |

| BY PERIODS | 1 | 2 | 3 | 4 | OT | PTS |
|------------------|------------|------------|-----------|------------|----------|------------|
| Team | 40 | 94 | 73 | 47 | 0 | 254 |
| Opponents | 105 | 110 | 97 | 126 | 0 | 438 |

| SCORING | TD | RU | PA | RT | PAT | FG | S | TP |
|------------------|-----------|-----------|-----------|----------|--------------|--------------|----------|------------|
| Succop | 0 | 0 | 0 | 0 | 27/27 | 19/22 | 0 | 84 |
| Wright | 6 | 0 | 6 | 0 | | | 0 | 36 |
| Walker | 4 | 0 | 4 | 0 | | | 0 | 24 |
| Hunter | 3 | 0 | 3 | 0 | | | 0 | 18 |
| Greene | 2 | 2 | 0 | 0 | | | 0 | 12 |
| Sankey | 2 | 2 | 0 | 0 | | | 0 | 12 |
| L. Washington | 2 | 0 | 2 | 0 | | | 0 | 12 |
| N. Washington | 2 | 0 | 2 | 0 | | | 0 | 12 |
| Battle | 1 | 1 | 0 | 0 | | | 0 | 6 |
| Coffman | 1 | 0 | 1 | 0 | | | 0 | 6 |
| Hagan | 1 | 0 | 1 | 0 | | | 0 | 6 |
| Huff | 1 | 0 | 0 | 1b | | | 0 | 6 |
| Locker | 1 | 1 | 0 | 0 | | | 0 | 6 |
| McCluster | 1 | 0 | 1 | 0 | | | 0 | 6 |
| McCourtly | 1 | 0 | 0 | 1a | | | 0 | 6 |
| Team | 28 | 6 | 20 | 2 | 27/27 | 19/22 | 1 | 254 |
| Opponents | 48 | 17 | 28 | 3 | 47/47 | 33/39 | 2 | 438 |

2-Pt Conversions: **TM 0-1, OPP 0-1**

FUM/Lost: Mettenberger 4/2, Locker 3/1, L. Washington 3/1, Whitehurst 3/0, Sankey 2/2, Spencer 2/0, Walker 2/0, Greene 1/1, McCluster 1/1, Schwenke 1/1, Wright 1/1

| RUSHING | No | Yds | Avg | Lg | TD |
|---------------|-----|-----|------|----|----|
| Sankey | 152 | 569 | 3.7 | 22 | 2 |
| Greene | 94 | 392 | 4.2 | 52 | 2 |
| Locker | 22 | 142 | 6.5 | 29 | 1 |
| McCluster | 40 | 131 | 3.3 | 16 | 0 |
| Whitehurst | 20 | 90 | 4.5 | 23 | 0 |
| L. Washington | 13 | 57 | 4.4 | 16 | 0 |
| Wright | 4 | 54 | 13.5 | 38 | 0 |
| Battle | 5 | 9 | 1.8 | 5 | 1 |
| Mettenberger | 5 | 4 | 0.8 | 8 | 0 |

| PASSING | Att | Cmp | Pct | Yards | Yds/Att | TD | Int | Lg | Sk/Yds | Rating |
|------------------|------------|------------|-------------|--------------|-------------|-----------|-----------|------------|---------------|-------------|
| Whitehurst | 185 | 105 | 56.8 | 1,236 | 7.17 | 7 | 2 | 75t | 18/103 | 87.4 |
| Mettenberger | 179 | 107 | 59.8 | 1,412 | 7.89 | 8 | 7 | 80t | 18/138 | 83.4 |
| Locker | 146 | 86 | 58.9 | 993 | 6.80 | 5 | 7 | 61t | 14/85 | 70.9 |
| Palmer | 3 | 1 | 33.3 | 7 | 2.33 | 0 | 0 | 7 | 0/0 | 42.4 |
| Team | 513 | 299 | 58.3 | 3,738 | 7.29 | 20 | 16 | 80t | 50/326 | 81.0 |
| Opponents | 545 | 347 | 63.7 | 3,995 | 7.33 | 28 | 12 | 80 | 39/222 | 93.6 |

| | | | | | |
|------------------|------------|-------------|------------|------------|-----------|
| Palmer | 1 | -1 | -1.0 | -1 | 0 |
| Team | 356 | 1447 | 4.1 | 52 | 6 |
| Opponents | 515 | 2195 | 4.3 | 62t | 17 |

| RECEIVING | No | Yds | Avg | Lg | TD |
|------------------|------------|-------------|-------------|------------|-----------|
| Walker | 63 | 890 | 14.1 | 68 | 4 |
| Wright | 57 | 715 | 12.5 | 48 | 6 |
| N. Washington | 40 | 647 | 16.2 | 80t | 2 |
| Hunter | 28 | 498 | 17.8 | 75t | 3 |
| McCluster | 26 | 197 | 7.6 | 25 | 1 |
| L. Washington | 22 | 159 | 7.2 | 25 | 2 |
| Hagan | 19 | 254 | 13.4 | 38t | 1 |
| Sankey | 18 | 133 | 7.4 | 18 | 0 |
| Coffman | 6 | 64 | 10.7 | 18 | 1 |
| Durham | 6 | 54 | 9.0 | 14 | 0 |
| Battle | 5 | 28 | 5.6 | 12 | 0 |
| Stevens | 2 | 26 | 13.0 | 20 | 0 |
| Thompson | 2 | 24 | 12.0 | 13 | 0 |
| Andrews | 2 | 11 | 5.5 | 6 | 0 |
| Greene | 1 | 13 | 13.0 | 13 | 0 |
| Klug | 1 | 9 | 9.0 | 9 | 0 |
| Schwenke | 1 | 6 | 6.0 | 6 | 0 |
| Whitehurst | 0 | 10 | --- | 10 | 0 |
| Team | 299 | 3738 | 12.5 | 80t | 20 |
| Opponents | 347 | 3995 | 11.5 | 80 | 28 |

| INTERCEPTIONS | No | Yds | Avg | Lg | TD |
|------------------|-----------|------------|-------------|-----------|----------|
| McCourtly | 3 | 0 | 0.0 | 0 | 0 |
| Woodyard | 2 | 20 | 10.0 | 13 | 0 |
| Griffin | 2 | 12 | 6.0 | 12 | 0 |
| Wreh-Wilson | 1 | 34 | 34.0 | 34 | 0 |
| Stafford | 1 | 33 | 33.0 | 33 | 0 |
| Huff | 1 | 23 | 23.0 | 23t | 1 |
| Ghee | 1 | 0 | 0.0 | 0 | 0 |
| Wilson | 1 | 0 | 0.0 | 0 | 0 |
| Team | 12 | 122 | 10.2 | 34 | 1 |
| Opponents | 16 | 214 | 13.4 | 67 | 1 |

| PUNTING | No | Yds | Avg | Net | TB | In | Lg | B |
|------------------|-----------|-------------|-------------|-------------|----------|-----------|-----------|----------|
| Kern | 88 | 4118 | 46.8 | 40.8 | 7 | 28 | 79 | 1 |
| Team | 89 | 4118 | 46.3 | 40.8 | 7 | 28 | 79 | 1 |
| Opponents | 73 | 3356 | 46.0 | 41.2 | 7 | 26 | 69 | 0 |

| PUNT RETURNS | No | FC | Yds | Avg | Lg | TD |
|------------------|-----------|-----------|------------|------------|-----------|----------|
| McCluster | 22 | 14 | 155 | 7.0 | 48 | 0 |
| L. Washington | 7 | 4 | 47 | 6.7 | 10 | 0 |
| Griffin | 1 | 0 | 5 | 5.0 | 5 | 0 |
| Team | 30 | 18 | 207 | 6.9 | 48 | 0 |
| Opponents | 43 | 25 | 350 | 8.1 | 30 | 0 |

| KICKOFF RETURNS | No | Yds | Avg | Lg | TD |
|------------------|-----------|-------------|-------------|-------------|----------|
| L. Washington | 31 | 738 | 23.8 | 52 | 0 |
| Sankey | 7 | 198 | 28.3 | 42 | 0 |
| Andrews | 5 | 110 | 22.0 | 27 | 0 |
| Battle | 2 | 43 | 21.5 | 22 | 0 |
| Klug | 2 | 32 | 16.0 | 20 | 0 |
| Martin | 1 | 0 | 0.0 | 0 | 0 |
| Team | 48 | 1121 | 23.4 | 52 | 0 |
| Opponents | 31 | 855 | 27.6 | 107t | 1 |

| FIELD GOALS | 1-19 | 20-29 | 30-39 | 40-49 | 50+ |
|------------------|------------|------------|--------------|-------------|------------|
| Succop | 0/0 | 5/5 | 7/7 | 5/8 | 2/2 |
| Team | 0/0 | 5/5 | 7/7 | 5/8 | 2/2 |
| Opponents | 1/1 | 9/9 | 12/12 | 7/11 | 4/6 |

Titans/Succop: (36G,31G,46G,47G) (47G) (40N,44N) (36G) (3) (25G,21G,42G) (36G) (35G) (20G) (20G) (42N) (40G, 33G,51G) (50G,23G) (31G)
OPP: (35G,48N) (48G,44G,51G,48G) (29G) (31G,30G) (38G,42G) (55B)(31G,31G,27G,22G) (30G,29G,49G) (49G,23G) (36G,26G,49N,35G,30G,50G) (37G,43B) (20G,19G,36G,52G,42G) (53N,51G) (23G,46N,26G)

SACKS
 Morgan 6.5, Casey 5, Griffin 3, Hill 3, Williamson 3, Woodyard 2.5, Klug 2, Phillips TM 2, Pitoitua 2, Wimbley 2, Groves 1, Huff 1, D. Jones 1, Pollard 1, Sensabaugh 1, Stafford 1, Wilson 1, Woods 1
Titans 39, Opponents 50

TACKLES (Solo-Assists-Total)
 Woodyard (66-68-134), Griffin (83-32-115), Williamson (55-52-107), Casey (58-28-86), McCourtly (77-8-85), Morgan (52-30-82), Wilson (49-16-65), Wreh-Wilson (47-10-57), Hill (30-17-47), Pitoitua (21-24-45), Sensabaugh (37-7-44), Wimbley (18-23-41), Stafford (24-9-33), Klug (21-10-31), Woods (14-17-31), Phillips (14-14-28), Martin (10-18-28), Pollard (22-4-26), Gooden (15-9-24), Groves (12-7-19), Huff (8-6-14), Jones (7-6-13), Harris (8-1-9), Moch (3-1-4), Ghee (3-0-3), Brown (1-0-1)
Team Totals: 755-417-1,172

USUAL STARTING LINEUP

OFFENSE
 WR Nate Washington (85)
 TE Delanie Walker (82)
 LT Taylor Lewan (77)
 LG Andy Levitre (67)
 C Brian Schwenke (62)
 RG Chance Warmack (70)
 RT Michael Oher (72)
 TE Craig Stevens (88)/Brett Brackett (87)
 WR Kendall Wright (13)
 QB Zach Mettenberger (7)
 RB Bishop Sankey (20)

DEFENSE
 DE Ropati Pitoitua (92)
 NT Sammie Hill (94)
 DT Jurrell Casey (99)
 OLB Derrick Morgan (91)
 ILB Wesley Woodyard (59)
 ILB Avery Williamson (54)
 OLB Kameron Wimbley (95)
 CB Bliidi Wreh-Wilson (25)
 SS George Wilson (21)
 FS Michael Griffin (33)
 CB Jason McCourtly (30)

SPECIALISTS
 K Ryan Succop (8)
 P Brett Kern (6)
 KR/PR Leon Washington (26)

Pro Bowl All-Pro

GM: Ruston Webster; **Head Coach:** Ken Whisenhunt
Asst. Coaches: Ray Horton (def. coord.), Jason Michael (off. coord.), Bob Bostad (off. line), Steve Brown (asst. secondary), Louie Cioffi (secondary), Sylvester Croom (RB), Nick Eason (asst. DL), Steve Hoffman (ST asst.), Shawn Jefferson (WR), Nate Kaczor (ST), Cannon Matthews (qual. ctl. coord. - def.), John McNulty (QB), Mike Mularkey (TE), Kevin Patullo (asst. WR), Arthur Smith (asst. TE), Giff Smith (DL), Lou Spanos (LB), Luke Stechel (off. asst.), Mike Sullivan (asst. OL), Steve Watterson (strength and cond.)

AMERICAN FOOTBALL CONFERENCE STANDINGS

| AFC EAST | W | L | T | Pct |
|------------------|----------|-----------|----------|-------------|
| New England | 12 | 4 | 0 | .750 |
| Buffalo | 9 | 7 | 0 | .563 |
| Miami | 8 | 8 | 0 | .500 |
| New York Jets | 4 | 12 | 0 | .250 |
| AFC NORTH | W | L | T | Pct |
| Pittsburgh | 11 | 5 | 0 | .688 |
| * Cincinnati | 10 | 5 | 1 | .656 |
| * Baltimore | 10 | 6 | 0 | .625 |
| Cleveland | 7 | 9 | 0 | .438 |
| AFC SOUTH | W | L | T | Pct |
| Indianapolis | 11 | 5 | 0 | .688 |
| Houston | 9 | 7 | 0 | .563 |
| Jacksonville | 3 | 13 | 0 | .188 |
| Tennessee | 2 | 14 | 0 | .125 |
| AFC WEST | W | L | T | Pct |
| Denver | 12 | 4 | 0 | .750 |
| Kansas City | 9 | 7 | 0 | .563 |
| San Diego | 9 | 7 | 0 | .563 |
| Oakland | 3 | 13 | 0 | .188 |

NATIONAL FOOTBALL CONFERENCE STANDINGS

| NFC EAST | W | L | T | Pct |
|------------------|----------|----------|----------|------------|
| Dallas | 12 | 4 | 0 | .750 |
| Philadelphia | 10 | 6 | 0 | .625 |
| New York Giants | 6 | 10 | 0 | .375 |
| Washington | 4 | 12 | 0 | .250 |
| NFC NORTH | W | L | T | Pct |
| Green Bay | 12 | 4 | 0 | .750 |
| * Detroit | 11 | 5 | 0 | .688 |
| Minnesota | 7 | 9 | 0 | .438 |
| Chicago | 5 | 11 | 0 | .313 |
| NFC SOUTH | W | L | T | Pct |
| Carolina | 7 | 8 | 1 | .469 |
| New Orleans | 7 | 9 | 0 | .438 |
| Atlanta | 6 | 10 | 0 | .375 |
| Tampa Bay | 2 | 14 | 0 | .125 |
| NFC WEST | W | L | T | Pct |
| Seattle | 12 | 4 | 0 | .750 |
| * Arizona | 11 | 5 | 0 | .688 |
| San Francisco | 8 | 8 | 0 | .500 |
| St. Louis | 6 | 10 | 0 | .375 |

* Wild Card for Playoffs

2013 SEASON (7-9 REGULAR SEASON, 0-0 PLAYOFFS) • 2ND PLACE AFC SOUTH

| DATE | OPPONENT | SCORE | W/L | ATT |
|---------|-----------------|--------|-----|--------|
| Sep. 8 | at Pittsburgh | 16-9 | W | 61,585 |
| Sep. 15 | at Houston | 24-30* | L | 71,718 |
| Sep. 22 | SAN DIEGO | 20-17 | W | 69,143 |
| Sep. 29 | NEW YORK JETS | 38-13 | W | 69,143 |
| Oct. 6 | KANSAS CITY | 17-26 | L | 69,143 |
| Oct. 13 | at Seattle | 13-20 | L | 68,127 |
| Oct. 20 | SAN FRANCISCO | 17-31 | L | 69,143 |
| Nov. 3 | at St. Louis | 28-21 | W | 54,617 |
| Nov. 10 | JACKSONVILLE | 27-29 | L | 69,143 |
| Nov. 14 | INDIANAPOLIS | 27-30 | L | 69,143 |
| Nov. 24 | at Oakland | 23-19 | W | 46,001 |
| Dec. 1 | at Indianapolis | 14-22 | L | 65,502 |
| Dec. 8 | at Denver | 28-51 | L | 76,554 |
| Dec. 15 | ARIZONA | 34-37* | L | 69,143 |
| Dec. 22 | at Jacksonville | 20-16 | W | 60,559 |
| Dec. 29 | HOUSTON | 16-10 | W | 69,143 |

| | TITANS | OPP |
|--------------------------|----------------|----------------|
| Total First Downs | 311 | 329 |
| Rushing | 103 | 108 |
| Passing | 172 | 191 |
| Penalty | 36 | 30 |
| 3rd Down: Made/Att | 94/227 | 69/201 |
| 3rd Down Pct. | 41.4 | 34.3 |
| 4th Down: Made/Att | 11/17 | 7/11 |
| 4th Down Pct. | 64.7 | 63.6 |
| Possession Avg. | 30:00 | 30:00 |
| Total Net Yards | 5390 | 5407 |
| Avg. Per Game | 336.9 | 337.9 |
| Total Plays | 1032 | 1027 |
| Avg. Per Play | 5.2 | 5.3 |
| Net Yards Rushing | 1894 | 1795 |
| Avg. Per Game | 118.4 | 112.2 |
| Total Rushes | 462 | 446 |
| Net Yards Passing | 3496 | 3612 |
| Avg. Per Game | 218.5 | 225.8 |
| Sacked/Yards Lost | 37/214 | 36/227 |
| Gross Yards | 3710 | 3839 |
| Att./Completions | 533/328 | 545/344 |
| Completion Pct. | 63.1 | 63.1 |
| Had Intercepted | 16 | 13 |
| Punts/Average | 79/42.9 | 76/45.0 |
| Net Punting Avg. | 79/39.7 | 76/40.0 |
| Penalties/Yards | 101/900 | 95/779 |
| Fumbles/Ball Lost | 27/9 | 24/12 |
| Touchdowns | 41 | 40 |
| Rushing | 16 | 21 |
| Passing | 22 | 15 |
| Returns | 3 | 4 |

| BY PERIODS | 1 | 2 | 3 | 4 | OT | PTS |
|------------------|-----------|-----------|-----------|------------|----------|------------|
| Team | 71 | 77 | 65 | 149 | 0 | 362 |
| Opponents | 76 | 83 | 88 | 125 | 9 | 381 |

| SCORING | TD | RU | PA | RT | PAT | FG | S | TP |
|------------------|-----------|-----------|-----------|----------|--------------|--------------|----------|------------|
| Bironas | 0 | 0 | 0 | 0 | 41/41 | 25/29 | 0 | 116 |
| C. Johnson | 10 | 6 | 4 | 0 | 0 | 0 | 0 | 60 |
| Walker | 6 | 0 | 6 | 0 | 0 | 0 | 0 | 36 |
| Greene | 4 | 4 | 0 | 0 | 0 | 0 | 0 | 24 |
| Hunter | 4 | 0 | 4 | 0 | 0 | 0 | 0 | 24 |
| Fitzpatrick | 3 | 3 | 0 | 0 | 0 | 0 | 0 | 18 |
| N. Washington | 3 | 0 | 3 | 0 | 0 | 0 | 0 | 18 |
| Locker | 2 | 2 | 0 | 0 | 0 | 0 | 0 | 12 |
| Preston | 2 | 0 | 2 | 0 | 0 | 0 | 0 | 12 |
| Wright | 2 | 0 | 2 | 0 | 0 | 0 | 0 | 12 |
| Battle | 1 | 1 | 0 | 0 | 0 | 0 | 0 | 6 |
| Klug | 1 | 0 | 0 | 1b | 0 | 0 | 0 | 6 |
| McCourty | 1 | 0 | 0 | 1c | 0 | 0 | 0 | 6 |
| Thompson | 1 | 0 | 1 | 0 | 0 | 0 | 0 | 6 |
| Verner | 1 | 0 | 0 | 1a | 0 | 0 | 0 | 6 |
| Team | 41 | 16 | 22 | 3 | 41/41 | 25/29 | 0 | 362 |
| Opponents | 40 | 21 | 15 | 4 | 37/38 | 32/39 | 3 | 381 |

2-Pt Conversions: TM 0-0, OPP 1-1

FUM/Lost: Fitzpatrick 9/2, C. Johnson 3/2, Locker 3/1, Kern 2/0, Williams 2/1, Wright 2/0, Wylie(TM) 2/1, Bailey 1/1, Reynaud(TM) 1/1, Walker 1/0, L. Washington(LG) 1/0, L. Washington(TM) 1/0

| RUSHING | No | Yds | Avg | Lg | TD |
|-------------|-----|------|-----|-----|----|
| C. Johnson | 279 | 1077 | 3.9 | 30t | 6 |
| Greene | 77 | 295 | 3.8 | 29 | 4 |
| Fitzpatrick | 43 | 225 | 5.2 | 26 | 3 |
| Locker | 24 | 155 | 6.5 | 39 | 2 |
| Battle | 36 | 142 | 3.9 | 37 | 1 |
| Kern | 2 | 0 | 0.0 | 0 | 0 |

| PASSING | Att | Cmp | Pct | Yards | Yds/Att | TD | Int | Lg | Sk/Yds | Rating |
|------------------|------------|------------|-------------|-------------|-------------|-----------|-----------|------------|---------------|-------------|
| Fitzpatrick | 350 | 217 | 62.0 | 2454 | 7.01 | 14 | 12 | 77t | 21/109 | 82.0 |
| Locker | 183 | 111 | 60.7 | 1256 | 6.86 | 8 | 4 | 66t | 16/105 | 86.7 |
| Team | 533 | 328 | 61.5 | 3710 | 6.96 | 22 | 16 | 77t | 37/214 | 83.6 |
| Opponents | 545 | 344 | 63.1 | 3839 | 7.04 | 15 | 13 | 55 | 36/227 | 83.3 |

| | | | | | |
|------------------|------------|-------------|------------|-----------|-----------|
| Reynaud | 1 | 0 | 0.0 | 0 | 0 |
| Team | 462 | 1894 | 4.1 | 39 | 16 |
| Opponents | 446 | 1795 | 4.0 | 60 | 21 |

| RECEIVING | No | Yds | Avg | Lg | TD |
|------------------|------------|-------------|-------------|------------|-----------|
| Wright | 94 | 1079 | 11.5 | 45 | 2 |
| Walker | 60 | 571 | 9.5 | 33 | 6 |
| N. Washington | 58 | 919 | 15.8 | 77t | 3 |
| C. Johnson | 42 | 345 | 8.2 | 66t | 4 |
| Hunter | 18 | 354 | 19.7 | 57 | 4 |
| Williams | 15 | 178 | 11.9 | 32 | 0 |
| Britt | 11 | 96 | 8.7 | 15 | 0 |
| Greene | 6 | 39 | 6.5 | 28 | 0 |
| Mooney | 6 | 32 | 5.3 | 22 | 0 |
| Preston | 5 | 37 | 7.4 | 10t | 2 |
| Battle | 4 | 36 | 9.0 | 24 | 0 |
| Thompson | 3 | 13 | 4.3 | 9t | 1 |
| Stevens | 2 | 5 | 2.5 | 6 | 0 |
| Shiancoe | 2 | 2 | 1.0 | 3 | 0 |
| Reynaud | 1 | 4 | 4.0 | 4 | 0 |
| Fitzpatrick | 1 | 0 | 0.0 | 0 | 0 |
| Team | 328 | 3710 | 11.3 | 77t | 22 |
| Opponents | 344 | 3839 | 11.2 | 55 | 15 |

| INTERCEPTIONS | No | Yds | Avg | Lg | TD |
|------------------|-----------|------------|------------|-----------|----------|
| Verner | 5 | 68 | 13.6 | 34 | 1 |
| Pollard | 3 | 36 | 12.0 | 32 | 0 |
| Ayers | 1 | 5 | 5.0 | 5 | 0 |
| Brown | 1 | 3 | 3.0 | 3 | 0 |
| McCarthy | 1 | 1 | 1.0 | 1 | 0 |
| Griffin | 1 | 0 | 0.0 | 0 | 0 |
| G. Wilson | 1 | 0 | 0.0 | 0 | 0 |
| Team | 13 | 113 | 8.7 | 34 | 1 |
| Opponents | 16 | 132 | 8.3 | 35 | 1 |

| PUNTING | No | Yds | Avg | Net | TB | In | Lg | B |
|------------------|-----------|-------------|-------------|-------------|----------|-----------|-----------|----------|
| Kern | 78 | 3386 | 43.4 | 39.7 | 2 | 32 | 63 | 1 |
| Team | 79 | 3386 | 42.9 | 39.7 | 2 | 32 | 63 | 1 |
| Opponents | 76 | 3422 | 45.0 | 40.0 | 7 | 28 | 61 | 0 |

| PUNT RETURNS | No | FC | Yds | Avg | Lg | TD |
|------------------|-----------|-----------|------------|------------|-----------|----------|
| Reynaud | 18 | 8 | 135 | 7.5 | 35 | 0 |
| L. Washington | 6 | 9 | 78 | 13.0 | 33 | 0 |
| Williams | 4 | 3 | 12 | 3.0 | 8 | 0 |
| Wylie | 2 | 0 | 4 | 2.0 | 4 | 0 |
| Verner | 1 | 0 | 11 | 11.0 | 11 | 0 |
| Team | 31 | 20 | 240 | 7.7 | 35 | 0 |
| Opponents | 35 | 25 | 210 | 6.0 | 24 | 0 |

| KICKOFF RETURNS | No | Yds | Avg | Lg | TD |
|------------------|-----------|-------------|-------------|-----------|----------|
| L. Washington LG | 17 | 500 | 29.4 | 95 | 0 |
| L. Washington TM | 16 | 481 | 30.1 | 95 | 0 |
| Reynaud | 15 | 355 | 23.7 | 40 | 0 |
| Williams | 5 | 123 | 24.6 | 37 | 0 |
| Wylie | 5 | 94 | 18.8 | 23 | 0 |
| Bailey | 1 | 0 | 0.0 | 0 | 0 |
| Battle | 1 | 26 | 26.0 | 26 | 0 |
| Verner | 1 | 17 | 17.0 | 17 | 0 |
| Team | 44 | 1096 | 24.9 | 95 | 0 |
| Opponents | 45 | 1099 | 24.4 | 46 | 0 |

| FIELD GOALS | 1-19 | 20-29 | 30-39 | 40-49 | 50+ |
|------------------|------------|--------------|------------|--------------|------------|
| Bironas | 0/0 | 10/10 | 8/9 | 5/7 | 2/3 |
| Team | 0/0 | 10/10 | 8/9 | 5/7 | 2/3 |
| Opponents | 2/2 | 6/6 | 6/8 | 15/18 | 3/5 |

Bironas/Titans: (26G,44G,27G) (48N,47G) (20G,43N,37G) (26G) (22G,32N) (38G,25G) (31G) (39G,37G) (25G,38G) (33G,22G,23G) (1) (45G,50N,24G) (45G,52G) (42G,55G,37G) (OPP: (1) (50N,50N,46N) (44G,38B) (45G,47G) (29G,24G, 33G,48G) (31G,29G) (44G) (44N) (32G,44G) (48G,30G, 50G) (52G,48G,24G,32N,48N,42G) (47G,48G,45G,37G, 49G) (25G,64G,19G) (25G,47G,41G) (36G) (19G)

SACKS
Casey 10.5, Morgan 6, Brown 4, Pitoitua 4, A. Johnson 3, Wimbley 3, Klug 2, Ayers 1, Fokou 1, Mi. Martin 1, Pollard 0.5
Titans 36, Opponents 37

TACKLES (Solo-Assists-Total)
Pollard (93-49-142), Brown (80-37-117), Griffin (71-35-106), Fokou (67-31-98), Pitoitua (42-49-91), Casey (49-41-90), McCourty (68-9-77), Verner (61-12-73), Ayers (44-12-56), Morgan (31-23-54), McCarthy (35-16-51), Hill (26-14-40), Sensabaugh (29-8-37), A. Johnson (19-16-35), Wilson (25-8-33), Klug (14-12-26), Wimbley (12-12-24), Martin (9-13-22), Edwards (6-4-10), Wreh-Wilson (6-3-9), Gooden (4-3-7), Campbell (3-1-4), Stafford (1-0-1)
Team Totals: 795-408-1,203

USUAL STARTING LINEUP

OFFENSE
WR Nate Washington (85)
TE Craig Stevens (88)
LT Michael Roos (71)
LG Andy Levitre (67)
C Brian Schwenke (62)
RG Chance Warmack (70)
RT David Stewart (76)
TE Delanie Walker (82)
WR Kendall Wright (13)
QB Jake Locker (10)/Ryan Fitzpatrick (4)
RB Chris Johnson (28)

DEFENSE
LE Derrick Morgan (91)
DT Sammie Hill (94)
DT Jurrell Casey (99)
RE Ropati Pitoitua (92)
SLB Akeem Ayers (56)
MLB Moise Fokou (53)
WLB Zach Brown (55)
LCB Jason McCourty (30)
RCB Alterraun Verner (20)
SS Bernard Pollard (31)
FS Michael Griffin (33)

SPECIALISTS

K Rob Bironas (2)
P Brett Kern (6)
KR/PR Leon Washington (26)

Pro Bowl All-Pro

GM: Ruston Webster; **Head Coach:** Mike Munchak
Asst. Coaches: Jerry Gray (def. coord.), Dowell Loggains (off. coord.), Steve Watterson (asst. head coach/strength & cond.), Gregg Williams (senior asst./defense), Steve Brown (asst. secondary), Sylvester Croom (RB), Jonathan Gannon (def. asst./qual. ctl.), George Henshaw (TE), Steve Hoffman (ST asst.), Shawn Jefferson (WR), Nate Kaczor (ST), Bruce Matthews (OL), Brett Maxie (secondary), Keith Millard (def. asst./pass rush specialist), Chet Parlavacchio (LB), Dave Ragone (QB), Tracy Rucker (DL), Arthur Smith (OL/TE asst.)

AMERICAN FOOTBALL CONFERENCE STANDINGS

| AFC EAST | W | L | T | Pct |
|------------------|----------|----------|----------|-------------|
| New England | 12 | 4 | 0 | .750 |
| New York Jets | 8 | 8 | 0 | .500 |
| Miami | 8 | 8 | 0 | .500 |
| Buffalo | 6 | 10 | 0 | .375 |
| AFC NORTH | W | L | T | Pct |
| Cincinnati | 11 | 5 | 0 | .688 |
| Pittsburgh | 8 | 8 | 0 | .500 |
| Baltimore | 8 | 8 | 0 | .500 |
| Cleveland | 4 | 12 | 0 | .250 |
| AFC SOUTH | W | L | T | Pct |
| Indianapolis | 11 | 5 | 0 | .688 |
| Tennessee | 7 | 9 | 0 | .438 |
| Jacksonville | 4 | 12 | 0 | .250 |
| Houston | 2 | 14 | 0 | .125 |
| AFC WEST | W | L | T | Pct |
| Denver | 13 | 3 | 0 | .813 |
| * Kansas City | 11 | 5 | 0 | .688 |
| * San Diego | 9 | 7 | 0 | .563 |
| Oakland | 4 | 12 | 0 | .250 |

NATIONAL FOOTBALL CONFERENCE STANDINGS

| NFC EAST | W | L | T | Pct |
|-----------------|----|----|---|------|
| Philadelphia | 10 | 6 | 0 | .625 |
| Dallas | 8 | 8 | 0 | .500 |
| New York Giants | 7 | 9 | 0 | .438 |
| Washington | 3 | 13 | 0 | .188 |
| NFC NORTH | W | L | T | Pct |
| Green Bay | 8 | 7 | 1 | .531 |
| Chicago | 8 | 8 | 0 | .500 |
| Detroit | 7 | 9 | 0 | .438 |
| Minnesota | 5 | 10 | 1 | .344 |
| NFC SOUTH | W | L | T | Pct |
| Carolina | 12 | 4 | 0 | .750 |
| * New Orleans | 11 | 5 | 0 | .688 |
| Atlanta | 4 | 12 | 0 | .250 |
| Tampa Bay | 4 | 12 | 0 | .250 |
| NFC WEST | W | L | T | Pct |
| Seattle | 13 | 3 | 0 | .813 |
| * San Francisco | 12 | 4 | 0 | .750 |
| Arizona | 10 | 6 | 0 | .625 |
| St. Louis Rams | 7 | 9 | 0 | .438 |

* Wild Card for Playoffs

2011 SEASON (9-7 REGULAR SEASON, 0-0 PLAYOFFS) • 2ND PLACE AFC SOUTH

| DATE | OPPONENT | SCORE | W/L | ATT |
|---------|-----------------|-------|-----|--------|
| Sep. 11 | at Jacksonville | 14-16 | L | 61,619 |
| Sep. 18 | BALTIMORE | 26-13 | W | 69,143 |
| Sep. 25 | DENVER | 17-14 | W | 69,143 |
| Oct. 2 | at Cleveland | 31-13 | W | 66,240 |
| Oct. 9 | at Pittsburgh | 17-38 | L | 63,875 |
| Oct. 16 | BYE | | | |
| Oct. 23 | HOUSTON | 7-41 | L | 69,143 |
| Oct. 30 | INDIANAPOLIS | 27-10 | W | 69,143 |
| Nov. 6 | CINCINNATI | 17-24 | L | 69,143 |
| Nov. 13 | at Carolina | 30-3 | W | 72,409 |
| Nov. 20 | at Atlanta | 17-23 | L | 68,164 |
| Nov. 27 | TAMPA BAY | 23-17 | W | 69,143 |
| Dec. 4 | at Buffalo | 23-17 | W | 56,463 |
| Dec. 11 | NEW ORLEANS | 17-22 | L | 69,143 |
| Dec. 18 | at Indianapolis | 13-27 | L | 64,271 |
| Dec. 24 | JACKSONVILLE | 23-17 | W | 69,143 |
| Jan. 1 | at Houston | 23-22 | W | 71,512 |

| | TITANS | OPP |
|---------------------------|----------------|----------------|
| Total First Downs | 281 | 324 |
| Rushing | 71 | 111 |
| Passing | 185 | 187 |
| Penalty | 25 | 26 |
| 3rd Down: Made/Att | 80/218 | 96/236 |
| 3rd Down Pct. | 36.7 | 40.7 |
| 4th Down: Made/Att | 10/14 | 8/20 |
| 4th Down Pct. | 71.4 | 40.0 |
| Possession Avg. | 27:52 | 32:08 |
| Total Net Yards | 5361 | 5682 |
| Avg. Per Game | 335.1 | 355.1 |
| Total Plays | 984 | 1080 |
| Avg. Per Play | 5.4 | 5.3 |
| Net Yards Rushing | 1438 | 2053 |
| Avg. Per Game | 89.9 | 128.3 |
| Total Rushes | 376 | 461 |
| Net Yards Passing | 3923 | 3629 |
| Avg. Per Game | 245.2 | 226.8 |
| Sacked/Yards Lost | 24/190 | 28/180 |
| Gross Yards | 4113 | 3809 |
| Att./Completions | 584/353 | 591/369 |
| Completion Pct. | 60.4 | 62.4 |
| Had Intercepted | 14 | 11 |
| Punts/Average | 86/43.6 | 83/43.7 |
| Net Punting Avg. | 86/39.4 | 83/36.4 |
| Penalties/Yards | 104/960 | 99/812 |
| Fumbles/Ball Lost | 17/8 | 20/12 |
| Touchdowns | 34 | 34 |
| Rushing | 8 | 10 |
| Passing | 22 | 21 |
| Returns | 4 | 3 |

| BY PERIODS | 1 | 2 | 3 | 4 | OT | PTS |
|------------|----|-----|----|-----|----|-----|
| Team | 57 | 110 | 67 | 91 | 0 | 325 |
| Opponents | 64 | 79 | 74 | 100 | 0 | 317 |

| SCORING | TD | RU | PA | RT | PAT | FG | S | TP |
|------------------|-----------|-----------|-----------|----------|--------------|--------------|----------|------------|
| Bironas | 0 | 0 | 0 | 0 | 34/34 | 29/32 | 0 | 121 |
| Washington | 8 | 1 | 7 | 0 | 0 | 0 | 0 | 48 |
| Williams | 5 | 0 | 5 | 0 | 0 | 0 | 0 | 30 |
| C. Johnson | 4 | 4 | 0 | 0 | 0 | 0 | 0 | 24 |
| Britt | 3 | 0 | 3 | 0 | 0 | 0 | 0 | 18 |
| Cook | 3 | 0 | 3 | 0 | 0 | 0 | 0 | 18 |
| Avery | 1 | 0 | 1 | 0 | 0 | 0 | 0 | 6 |
| Babineaux | 1 | 0 | 0 | 1a | 0 | 0 | 0 | 6 |
| Campbell | 1 | 0 | 0 | 1d | 0 | 0 | 0 | 6 |
| D. Graham | 1 | 0 | 1 | 0 | 0 | 0 | 0 | 6 |
| Harper | 1 | 1 | 0 | 0 | 0 | 0 | 0 | 6 |
| L. Hawkins | 1 | 0 | 1 | 0 | 0 | 0 | 0 | 6 |
| Locker | 1 | 1 | 0 | 0 | 0 | 0 | 0 | 6 |
| Mariani | 1 | 0 | 0 | 1c | 0 | 0 | 0 | 6 |
| McCourty | 1 | 0 | 0 | 1b | 0 | 0 | 0 | 6 |
| Ringer | 1 | 1 | 0 | 0 | 0 | 0 | 0 | 6 |
| Stevens | 1 | 0 | 1 | 0 | 0 | 0 | 0 | 6 |
| Team | 34 | 8 | 22 | 4 | 34/34 | 29/32 | 0 | 325 |
| Opponents | 34 | 10 | 21 | 3 | 32/32 | 27/28 | 0 | 317 |

2-Pt Conversions: Titans 0-0, Opponents 0-2

FUM/LOST: Hasselbeck 4/1, C. Johnson 3/1, Cook 2/2, Amato 1/0, Britt 1/1, Campbell 1/0, Hall 1/1, Harper 1/1, L. Hawkins 1/0, Mariani 1/0, Ringer 1/1

| RUSHING | No | Yds | Avg | Lg | TD |
|------------|-----|------|-----|-----|----|
| C. Johnson | 262 | 1047 | 4.0 | 48t | 4 |
| Ringer | 59 | 185 | 3.1 | 25 | 1 |
| Locker | 8 | 56 | 7.0 | 17 | 1 |
| Hasselbeck | 20 | 52 | 2.6 | 21 | 0 |
| Harper | 17 | 44 | 2.6 | 12 | 1 |

| PASSING | Att | Cmp | Pct | Yards | Yds/Att | TD | Int | Lg | Sk/Yds | Rating |
|------------------|------------|------------|-------------|-------------|-------------|-----------|-----------|------------|---------------|-------------|
| Hasselbeck | 518 | 319 | 61.6 | 3571 | 6.89 | 18 | 14 | 80t | 19/153 | 82.4 |
| Locker | 66 | 34 | 51.5 | 542 | 8.21 | 4 | 0 | 54 | 5/37 | 99.4 |
| Team | 584 | 353 | 60.4 | 4113 | 7.04 | 22 | 14 | 80t | 24/190 | 84.4 |
| Opponents | 591 | 369 | 62.4 | 3809 | 6.45 | 21 | 11 | 78t | 28/180 | 85.1 |

| | | | | | |
|------------------|------------|-------------|------------|------------|-----------|
| Hall | 6 | 24 | 4.0 | 12 | 0 |
| Kern | 1 | 21 | 21.0 | 21 | 0 |
| Washington | 2 | 5 | 2.5 | 3t | 1 |
| Mariani | 1 | 4 | 4.0 | 4 | 0 |
| Team | 376 | 1438 | 3.8 | 48t | 8 |
| Opponents | 461 | 2053 | 4.5 | 80t | 10 |

| RECEIVING | No | Yds | Avg | Lg | TD |
|------------------|------------|-------------|-------------|------------|-----------|
| Washington | 74 | 1023 | 13.8 | 57 | 7 |
| C. Johnson | 57 | 418 | 7.3 | 34 | 0 |
| Cook | 49 | 759 | 15.5 | 80t | 3 |
| L. Hawkins | 47 | 470 | 10.0 | 32 | 1 |
| Williams | 45 | 592 | 13.2 | 54 | 5 |
| Ringer | 28 | 187 | 6.7 | 18 | 0 |
| Britt | 17 | 289 | 17.0 | 80t | 3 |
| Stevens | 9 | 166 | 18.4 | 58 | 1 |
| Hall | 9 | 46 | 5.1 | 10 | 0 |
| Mariani | 5 | 24 | 4.8 | 6 | 0 |
| Harper | 4 | 32 | 8.0 | 21 | 0 |
| Avery | 3 | 45 | 15.0 | 23 | 1 |
| Q. Johnson | 3 | 30 | 10.0 | 13 | 0 |
| D. Graham | 2 | 25 | 12.5 | 21 | 1 |
| Amato | 1 | 7 | 7.0 | 7 | 0 |
| Team | 353 | 4113 | 11.7 | 80t | 22 |
| Opponents | 369 | 3809 | 10.3 | 78t | 21 |

| INTERCEPTIONS | No | Yds | Avg | Lg | TD |
|------------------|-----------|------------|-------------|------------|----------|
| McCourty | 2 | 52 | 26.0 | 30 | 0 |
| Griffin | 2 | 0 | 0.0 | 0 | 0 |
| Babineaux | 1 | 97 | 97.0 | 97t | 1 |
| Finnegan | 1 | 8 | 8.0 | 8 | 0 |
| Hope | 1 | 7 | 7.0 | 7 | 0 |
| Witherspoon | 1 | 7 | 7.0 | 7 | 0 |
| Ruud | 1 | 4 | 4.0 | 4 | 0 |
| Verner | 1 | 4 | 4.0 | 4 | 0 |
| McCarthy | 1 | 0 | 0.0 | 0 | 0 |
| Team | 11 | 179 | 16.3 | 97t | 1 |
| Opponents | 14 | 167 | 11.9 | 38t | 3 |

| PUNTING | No | Yds | Avg | Net | TB | In | Lg | B |
|------------------|-----------|-------------|-------------|-------------|----------|-----------|-----------|----------|
| Kern | 86 | 3747 | 43.6 | 39.4 | 7 | 31 | 64 | 0 |
| Team | 86 | 3747 | 43.6 | 39.4 | 7 | 31 | 64 | 0 |
| Opponents | 83 | 3628 | 43.7 | 36.4 | 6 | 22 | 65 | 2 |

| PUNT RETURNS | No | FC | Yds | Avg | Lg | TD |
|------------------|-----------|-----------|------------|-------------|------------|----------|
| Mariani | 46 | 18 | 490 | 10.7 | 79t | 1 |
| Campbell | 1 | 0 | 0 | 0.0 | 0 | 0 |
| Team | 47 | 18 | 490 | 10.4 | 79t | 1 |
| Opponents | 36 | 23 | 221 | 6.1 | 30 | 0 |

| KICKOFF RETURNS | No | Yds | Avg | Lg | TD |
|------------------|-----------|------------|-------------|-------------|----------|
| Mariani | 32 | 748 | 23.4 | 49 | 0 |
| Campbell | 0 | 84 | --- | 84t | 1 |
| Team | 32 | 832 | 26.0 | 100t | 1 |
| Opponents | 30 | 680 | 22.7 | 77 | 0 |

| FIELD GOALS | 1-19 | 20-29 | 30-39 | 40-49 | 50+ |
|------------------|------------|--------------|-------------|-------------|------------|
| Bironas | 0/0 | 5/5 | 9/10 | 9/10 | 6/7 |
| Team | 0/0 | 5/5 | 9/10 | 9/10 | 6/7 |
| Opponents | 2/2 | 11/11 | 5/5 | 7/7 | 2/3 |

Bironas/Titans: (66N) (34N,25G,43G,39G,33G) (46G) (39G) (29G) (1) (51G,50G) (43G) (38G,36G,49G) (46G) (42N,31G,52G,38G) (48G,27G,44G) (43G) (53G,21G) (51G,51G,35G) (21G,43G,33G)
OPP: (48G,21G,45G) (41G,29G) (1) (48G,51G) (19G) (32G,29G) (22G) (36G) (50N,29G) (19G,33G,24G) (43G) (27G) (25G,29G,22G) (47G,40G) (39G) (52G,37G,22G)

SACKS
 Klug 7, Ball 4, Jones 3, Casey 2.5, Morgan 2.5, Ayers 2, Witherspoon 2, Hayes 1.5, Finnegan 1, McCourty 1, S. Smith 1, Marks 0.5
Titans 28, Opponents 24

TACKLES (Solo-Assists-Total)
 Babineaux (81-36-117), McCourty (85-22-107), Griffin (70-26-96), Finnegan (71-24-95), Ayers (66-22-88), McCarthy (61-15-76), Casey (41-33-74), Ruud (51-17-68), Witherspoon (51-11-62), Ball (29-26-55), Verner (29-21-50), Jones (24-24-48), Morgan (23-24-47), S. Smith (20-24-44), Marks (18-26-44), Hope (25-8-33), Klug (18-14-32), Hayes (14-15-29), Sheppard (7-9-16), McRath (11-3-14), Hawkins (9-2-11), A. Smith (4-0-4), Clayton (1-2-3), Shaw (2-0-2), Amato (0-0-0), Bailey (0-0-0), Campbell (0-0-0)
Team Totals: 404-811-1,215

USUAL STARTING LINEUP

OFFENSE
 WR Nate Washington (85)
 LT Michael Roos (71)
 LG Leroy Harris (64)
 C Eugene Amato (54)
 RG Jake Scott (73)
 RT David Stewart (76)
 TE Craig Stevens (88)
 WR Damian Williams (17)
 FB Ahmad Hall (45)
 QB Matt Hasselbeck (8)
 RB Chris Johnson (28)

DEFENSE
 LE Derrick Morgan (90)/Dave Ball (98)
 LT Jurrell Casey (99)
 RT Sen'Derrick Marks (94)
 RE Jason Jones (91)
 LLB Akeem Ayers (56)
 MLB Colin McCarthy (52)/Barrett Ruud (55)
 RLB Will Witherspoon (92)
 LCB Jason McCourty (30)
 RCB Cortland Finnegan (31)
 SS Jordan Babineaux (26)
 FS Michael Griffin (33)

SPECIALISTS

K Rob Bironas (2)
 P Brett Kern (6)
 KR/PR Marc Mariani (83)

Pro Bowl

All-Pro

GM: Mike Reinfeldt; **Head Coach:** Mike Munchak
Asst. Coaches: Jerry Gray (def. coord.), Chris Palmer (off. coord.), Steve Watterson (asst. head coach/strength & cond.), Frank Bush (LB), Curtis Fuller (asst. secondary) Dowell Loggains (QB/passing game), Charles London (off. asst./qual. ct.), Alan Lowry (ST), Bruce Matthews (OL), Dave McGinnis (senior asst.), Chet Parlavocchio (ST asst.), Dave Ragone (WR), Marcus Robertson (secondary), Tracy Rocker (DL), Jim Skipper (RB), Arthur Smith (def. asst./qual. ct.), Art Valero (asst. OL), John Zernheilt (TE)

AMERICAN FOOTBALL CONFERENCE STANDINGS

| AFC EAST | W | L | T | Pct |
|------------------|----------|----------|----------|-------------|
| New England | 13 | 3 | 0 | .813 |
| New York Jets | 8 | 8 | 0 | .500 |
| Miami | 6 | 10 | 0 | .375 |
| Buffalo | 6 | 10 | 0 | .375 |
| AFC NORTH | W | L | T | Pct |
| Baltimore | 12 | 4 | 0 | .750 |
| * Pittsburgh | 12 | 4 | 0 | .750 |
| * Cincinnati | 9 | 7 | 0 | .563 |
| Cleveland | 4 | 12 | 0 | .250 |
| AFC SOUTH | W | L | T | Pct |
| Houston | 10 | 6 | 0 | .625 |
| Tennessee | 9 | 7 | 0 | .563 |
| Jacksonville | 5 | 11 | 0 | .313 |
| Indianapolis | 2 | 14 | 0 | .125 |
| AFC WEST | W | L | T | Pct |
| Denver | 8 | 8 | 0 | .500 |
| San Diego | 8 | 8 | 0 | .500 |
| Oakland | 8 | 8 | 0 | .500 |
| Kansas City | 7 | 9 | 0 | .438 |

NATIONAL FOOTBALL CONFERENCE STANDINGS

| NFC EAST | W | L | T | Pct |
|-----------------|---|-----|---|------|
| New York Giants | 9 | 7 | 0 | .563 |
| Philadelphia | 8 | 8 | 0 | .500 |
| Dallas | 8 | 8</ | | |

2010 SEASON (6-10 REGULAR SEASON, 0-0 PLAYOFFS) • 4TH PLACE AFC SOUTH

| DATE | OPPONENT | SCORE | W/L | ATT |
|---------|--------------------|--------|-----|--------|
| Sep. 12 | OAKLAND | 38-13 | W | 69,143 |
| Sep. 19 | PITTSBURGH | 11-19 | L | 69,143 |
| Sep. 26 | at New York Giants | 29-10 | W | 79,386 |
| Oct. 3 | DENVER | 20-26 | L | 69,143 |
| Oct. 10 | at Dallas | 34-27 | W | 90,616 |
| Oct. 18 | at Jacksonville | 30-3 | W | 63,625 |
| Oct. 24 | PHILADELPHIA | 37-19 | W | 69,143 |
| Oct. 31 | at San Diego | 25-33 | L | 59,260 |
| Nov. 7 | BYE | | | |
| Nov. 14 | at Miami | 17-29 | L | 65,585 |
| Nov. 21 | WASHINGTON | 16-19* | L | 69,143 |
| Nov. 28 | at Houston | 0-20 | L | 70,855 |
| Dec. 5 | JACKSONVILLE | 6-17 | L | 69,143 |
| Dec. 9 | INDIANAPOLIS | 28-30 | L | 69,143 |
| Dec. 19 | HOUSTON | 31-17 | W | 69,143 |
| Dec. 26 | at Kansas City | 14-34 | L | 65,606 |
| Jan. 2 | at Indianapolis | 20-23 | L | 67,188 |

| | TITANS | OPP |
|--------------------------|-----------------|-----------------|
| Total First Downs | 252 | 356 |
| Rushing | 73 | 107 |
| Passing | 155 | 214 |
| Penalty | 24 | 35 |
| 3rd Down: Made/Att | 71/204 | 104/242 |
| 3rd Down Pct. | 34.8 | 43.0 |
| 4th Down: Made/Att | 8/14 | 9/22 |
| 4th Down Pct. | 57.1 | 40.9 |
| Possession Avg. | 25:54 | 34:06 |
| Total Net Yards | 4834 | 5883 |
| Avg. Per Game | 302.1 | 367.7 |
| Total Plays | 907 | 1139 |
| Avg. Per Play | 5.3 | 5.2 |
| Net Yards Rushing | 1727 | 1851 |
| Avg. Per Game | 107.9 | 115.7 |
| Total Rushes | 406 | 474 |
| Net Yards Passing | 3107 | 4032 |
| Avg. Per Game | 194.2 | 252.0 |
| Sacked/Yards Lost | 27/171 | 40/272 |
| Gross Yards | 3278 | 4304 |
| Att./Completions | 474/273 | 625/410 |
| Completion Pct. | 57.6 | 65.6 |
| Had Intercepted | 15 | 17 |
| Punts/Average | 77/42.9 | 61/42.9 |
| Net Punting Avg. | 77/39.1 | 61/34.6 |
| Penalties/Yards | 128/1040 | 114/1039 |
| Fumbles/Ball Lost | 22/14 | 25/8 |
| Touchdowns | 40 | 32 |
| Rushing | 13 | 7 |
| Passing | 24 | 23 |
| Returns | 3 | 2 |

| BY PERIODS | 1 | 2 | 3 | 4 | OT | PTS |
|------------------|-----------|------------|-----------|------------|----------|------------|
| Team | 79 | 92 | 83 | 102 | 0 | 356 |
| Opponents | 65 | 130 | 65 | 76 | 3 | 339 |

| SCORING | TD | RU | PA | RT | PAT | FG | S | TP |
|------------------|-----------|-----------|-----------|----------|--------------|--------------|----------|------------|
| Bironas | 0 | 0 | 0 | 0 | 38/38 | 24/26 | 0 | 110 |
| C. Johnson | 12 | 11 | 1 | 0 | 0 | 0 | 0 | 72 |
| Britt | 9 | 0 | 9 | 0 | 0 | 0 | 0 | 56 |
| Washington | 6 | 0 | 6 | 0 | 0 | 0 | 0 | 36 |
| Moss LG | 5 | 0 | 5 | 0 | 0 | 0 | 0 | 30 |
| Scaife | 4 | 0 | 4 | 0 | 0 | 0 | 0 | 24 |
| Mariani | 2 | 0 | 0 | 2 | 0 | 0 | 0 | 12 |
| Ringer | 2 | 2 | 0 | 0 | 0 | 0 | 0 | 12 |
| Stevens | 2 | 0 | 2 | 0 | 0 | 0 | 0 | 12 |
| Cook | 1 | 0 | 1 | 0 | 0 | 0 | 0 | 6 |
| Finnegan | 1 | 0 | 0 | 1 | 0 | 0 | 0 | 6 |
| Gage | 1 | 0 | 1 | 0 | 0 | 0 | 0 | 6 |
| Schommer | 0 | 0 | 0 | 0 | 0 | 0 | 1 | 2 |
| Team | 40 | 13 | 24 | 3 | 38/38 | 24/26 | 2 | 356 |
| Opponents | 32 | 7 | 23 | 2 | 30/30 | 39/48 | 0 | 339 |

2-Pt Conversions: Britt, Titans 1-2, Opponents 0-2

FUM/Lost: Young 6/4, K. Collins 5/3, C. Johnson 3/2, Mariani 3/2, Scaife 2/1, Amano 1/0, Amato 1/1, Britt 1/1

| RUSHING | No | Yds | Avg | Lg | TD |
|------------------|------------|-------------|------------|------------|-----------|
| C. Johnson | 316 | 1364 | 4.3 | 76t | 11 |
| Ringer | 51 | 239 | 4.7 | 54 | 2 |
| Young | 25 | 125 | 5.0 | 20 | 0 |
| Williams | 1 | 5 | 5.0 | 5 | 0 |
| K. Collins | 10 | 1 | 0.1 | 4 | 0 |
| Hall | 1 | 1 | 1.0 | 1 | 0 |
| Kern | 1 | 0 | 0.0 | 0 | 0 |
| Washington | 1 | -8 | -8.0 | -8 | 0 |
| Team | 406 | 1727 | 4.3 | 76t | 13 |
| Opponents | 474 | 1851 | 3.9 | 37 | 7 |

| PASSING | Att | Cmp | Pct | Yards | Yds/Att | TD | Int | Lg | Sk/Yds | Rating |
|------------------|------------|------------|-------------|-------------|-------------|-----------|-----------|------------|---------------|-------------|
| K. Collins | 278 | 160 | 57.6 | 1823 | 6.56 | 14 | 8 | 80t | 13/91 | 82.2 |
| Young | 156 | 93 | 59.6 | 1255 | 8.04 | 10 | 3 | 71t | 13/80 | 98.6 |
| Smith | 40 | 20 | 50.0 | 200 | 5.00 | 0 | 4 | 52 | 1/0 | 25.0 |
| Team | 474 | 273 | 57.6 | 3278 | 6.92 | 24 | 15 | 80t | 27/171 | 82.6 |
| Opponents | 625 | 410 | 65.6 | 4304 | 6.89 | 23 | 17 | 75t | 40/272 | 86.4 |

| RECEIVING | No | Yds | Avg | Lg | TD |
|------------------|------------|-------------|-------------|------------|-----------|
| C. Johnson | 44 | 245 | 5.6 | 25 | 1 |
| Britt | 42 | 775 | 18.5 | 80t | 9 |
| Washington | 42 | 687 | 16.4 | 71t | 6 |
| Scaife | 36 | 318 | 8.8 | 30 | 4 |
| Cook | 29 | 361 | 12.4 | 36 | 1 |
| Moss LG | 28 | 393 | 14.0 | 37t | 5 |
| Moss TM | 6 | 80 | 13.3 | 26 | 0 |
| Gage | 20 | 266 | 13.3 | 30 | 1 |
| Williams | 16 | 219 | 13.7 | 39 | 0 |
| Hall | 15 | 100 | 6.7 | 19 | 0 |
| Stevens | 11 | 122 | 11.1 | 28 | 2 |
| Ringer | 7 | 44 | 6.3 | 9 | 0 |
| L. Hawkins | 5 | 61 | 12.2 | 24 | 0 |
| Team | 273 | 3278 | 12.0 | 80t | 24 |
| Opponents | 410 | 4304 | 10.5 | 75t | 23 |

| INTERCEPTIONS | No | Yds | Avg | Lg | TD |
|------------------|-----------|------------|-------------|------------|----------|
| Griffin | 4 | 50 | 12.5 | 28 | 0 |
| Verner | 3 | 41 | 13.7 | 19 | 0 |
| Finnegan | 2 | 41 | 20.5 | 41t | 1 |
| McCourty | 2 | 11 | 5.5 | 11 | 0 |
| Witherspoon | 2 | 11 | 5.5 | 9 | 0 |
| Hope | 1 | 32 | 32.0 | 32 | 0 |
| Tulloch | 1 | 18 | 18.0 | 18 | 0 |
| Fuller | 1 | 0 | 0.0 | 0 | 0 |
| Marks | 1 | -6 | -6.0 | -6 | 0 |
| Team | 17 | 198 | 11.6 | 41t | 1 |
| Opponents | 15 | 120 | 8.0 | 54t | 1 |

| PUNTING | No | Yds | Avg | Net | TB | In | Lg | B |
|------------------|-----------|-------------|-------------|-------------|----------|-----------|-----------|----------|
| Kern | 77 | 3302 | 42.9 | 39.1 | 4 | 24 | 68 | 0 |
| Team | 77 | 3302 | 42.9 | 39.1 | 4 | 24 | 68 | 0 |
| Opponents | 61 | 2618 | 42.9 | 34.6 | 9 | 15 | 68 | 1 |

| PUNT RETURNS | No | FC | Yds | Avg | Lg | TD |
|------------------|-----------|-----------|------------|-------------|------------|----------|
| Mariani | 27 | 17 | 329 | 12.2 | 87t | 1 |
| Team | 27 | 17 | 329 | 12.2 | 87t | 1 |
| Opponents | 35 | 16 | 214 | 6.1 | 29 | 0 |

| KICKOFF RETURNS | No | Yds | Avg | Lg | TD |
|------------------|-----------|-------------|-------------|------------|----------|
| Mariani | 60 | 1530 | 25.5 | 98t | 1 |
| Hall | 2 | 21 | 10.5 | 15 | 0 |
| Cook | 1 | 3 | 3.0 | 3 | 0 |
| Gage | 1 | 2 | 2.0 | 2 | 0 |
| Team | 64 | 1556 | 24.3 | 98t | 1 |
| Opponents | 56 | 1389 | 24.8 | 97t | 1 |

| FIELD GOALS | 1-19 | 20-29 | 30-39 | 40-49 | 50+ |
|------------------|------------|--------------|--------------|--------------|------------|
| Bironas | 0/0 | 6/6 | 8/9 | 8/8 | 2/3 |
| Team | 0/0 | 6/6 | 8/9 | 8/8 | 2/3 |
| Opponents | 1/1 | 10/10 | 15/15 | 11/17 | 2/5 |

Bironas/Titans: (43G) (21G) (48G,22G) (35N,55G,46G) (52G, 40G) (26G,33G,36G)(41G,38G,33G) (21G) (40G) (25G, 32G,40G) () (37G,30G) () (30G) () (26G,42G,61N) **OPP:** (34G,30G,53N) (36G,34G,25G,27G) (53N,50G,44N) (36G,36G,35G,36G)(51G,44N,26G) (33G) (25G,46G,46G,28G) (34G,36G) (23G,28G,42G)(19G,51N,40G,42G,47N,48G) (35G,33G) (26G,49B,48N) (21G,28G,47G) (37G) (35G,47N,42G) (48G,44G,43G)

SACKS
Babin 12.5, Ball 7, T. Brown 3.5, Jones 3.5, Ford 3, Witherspoon 3, Hayes 1.5, McRath 1.5, Morgan 1.5, Finnegan 1, Hope 1, Tulloch 1
Titans 40, Opponents 27

TACKLES (Solo-Assists-Total)
Tulloch (121-48-169), Griffin (99-54-153), Hope (85-48-133), Verner (76-27-103), Finnegan (76-24-100), Witherspoon (65-34-99), Babin (56-37-93), Ford (38-29-67), Jones (36-25-61), McRath (45-15-60), Ball (32-27-59), Haye (30-22-52), Marks (27-23-50), Hayes (27-22-49), McCourty (36-9-45), Brown (18-17-35), Fuller (22-10-32), Douglas (14-16-30), Shaw (7-4-11), Morgan (6-4-10), Sheppard (4-5-9), Winborn (4-4-8), Gordon (2-2-4), Mouton (3-0-3), Allred (2-1-3)
Team Totals: 931-507-1,438

USUAL STARTING LINEUP

OFFENSE
WR Nate Washington (85)
LT Michael Roos (71)
LG Leroy Harris (64)
C Eugene Amano (54)
RG Jake Scott (73)
RT David Stewart (76)
TE Craig Stevens (88)/Bo Scaife (80)
WR Justin Gage (12)/Kenny Britt (18)
FB Ahmard Hall (45)
QB Vince Young (10)/Kerry Collins (5)
RB Chris Johnson (28)

DEFENSE
LE Jason Babin (93)
LT Jason Jones (91)
RT Tony Brown (97)
RE Dave Ball (98)
LLB Gerald McRath (51)
MLB Stephen Tulloch (55)
RLB Will Witherspoon (92)
LCB Alterraun Verner (20)
RCB Cortland Finnegan (31)
SS Chris Hope (24)
FS Michael Griffin (33)

SPECIALISTS

K Rob Bironas (2)
P Brett Kern (6)
KR/PR Marc Mariani (83)

Pro Bowl

All-Pro

GM: Mike Reinfeldt; **Head Coach:** Jeff Fisher
Asst. Coaches: Mike Heimerdinger (off. coord.), Chuck Cecil (def. coord.), Craig Johnson (asst. head coach/RB), Dave McGinnis (asst. head coach/LB), Steve Watterson (asst. head coach/strength & conditioning), Marty Galbraith (ST asst.), Fred Graves (WR), Tim Hauck (asst. secondary), Dowell Loggains (QB/passing game), Alan Lowry (ST), Mike Munchak (OL), Marcus Robertson (secondary), Rayna Stewart (def. asst./qual. ctl.), Jim Washburn (DL), Rachie Weissman (qual. control/off.), John Zernhelt (TE)

AMERICAN FOOTBALL CONFERENCE STANDINGS

| AFC EAST | W | L | T | Pct |
|------------------|----------|-----------|----------|-------------|
| New England | 14 | 2 | 0 | .875 |
| * New York Jets | 11 | 5 | 0 | .688 |
| Miami | 7 | 9 | 0 | .438 |
| Buffalo | 4 | 12 | 0 | .250 |
| AFC NORTH | W | L | T | Pct |
| Pittsburgh | 12 | 4 | 0 | .750 |
| * Baltimore | 12 | 4 | 0 | .750 |
| Cleveland | 5 | 11 | 0 | .313 |
| Cincinnati | 4 | 12 | 0 | .250 |
| AFC SOUTH | W | L | T | Pct |
| Indianapolis | 10 | 6 | 0 | .625 |
| Jacksonville | 8 | 8 | 0 | .500 |
| Houston | 6 | 10 | 0 | .375 |
| Tennessee | 6 | 10 | 0 | .375 |
| AFC WEST | W | L | T | Pct |
| Kansas City | 10 | 6 | 0 | .625 |
| San Diego | 9 | 7 | 0 | .563 |
| Oakland | 8 | 8 | 0 | .500 |
| Denver | 4 | 12 | 0 | .250 |

NATIONAL FOOTBALL CONFERENCE STANDINGS

| NFC EAST | W | L | T | Pct |
|-----------------|----|----|---|------|
| Philadelphia | 10 | 6 | 0 | .625 |
| New York Giants | 10 | 6 | 0 | .625 |
| Dallas | 6 | 10 | 0 | .375 |
| Washington | 6 | 10 | 0 | .375 |
| NFC NORTH | W | L | T | Pct |
| Chicago | 11 | 5 | 0 | .688 |
| * Green Bay | 10 | 6 | 0 | .625 |
| Detroit | 6 | 10 | 0 | .375 |
| Minnesota | 6 | 10 | 0 | .375 |
| NFC SOUTH | W | L | T | Pct |
| Atlanta | 13 | 3 | 0 | .813 |
| * New Orleans | 11 | 5 | 0 | .688 |
| Tampa Bay | 10 | 6 | 0 | .625 |
| Carolina | 2 | 14 | 0 | .125 |
| NFC WEST | W | L | T | Pct |
| Seattle | 7 | 9 | 0 | .438 |
| St. Louis | 7 | 9 | 0 | .438 |
| San Francisco | 6 | 10 | 0 | .375 |
| Arizona | 5 | 11 | 0 | .313 |

* Wild Card for Playoffs

2009 SEASON (8-8 REGULAR SEASON, 0-0 PLAYOFFS) • 3RD PLACE AFC SOUTH

| DATE | OPPONENT | SCORE | W/L | ATT |
|---------|------------------|--------|-----|--------|
| Sep. 10 | at Pittsburgh | 10-13* | L | 65,110 |
| Sep. 20 | HOUSTON | 31-34 | L | 69,143 |
| Sep. 27 | at NY Jets | 17-24 | L | 75,863 |
| Oct. 4 | at Jacksonville | 17-37 | L | 49,014 |
| Oct. 11 | INDIANAPOLIS | 9-31 | L | 69,143 |
| Oct. 18 | at New England | 0-59 | L | 68,756 |
| Oct. 25 | BYE | | | |
| Nov. 1 | JACKSONVILLE | 30-13 | W | 69,143 |
| Nov. 8 | at San Francisco | 34-27 | W | 69,732 |
| Nov. 15 | BUFFALO | 41-17 | W | 69,143 |
| Nov. 23 | at Houston | 20-17 | W | 71,153 |
| Nov. 29 | ARIZONA | 20-17 | W | 69,143 |
| Dec. 6 | at Indianapolis | 17-27 | L | 66,321 |
| Dec. 13 | ST. LOUIS | 47-7 | W | 69,143 |
| Dec. 20 | MIAMI | 27-24* | W | 69,143 |
| Dec. 25 | SAN DIEGO | 17-42 | L | 69,143 |
| Jan. 3 | at Seattle | 17-13 | W | 67,002 |

| | TITANS | OPP |
|--------------------------|----------------|----------------|
| Total First Downs | 288 | 323 |
| Rushing | 115 | 89 |
| Passing | 154 | 210 |
| Penalty | 19 | 24 |
| 3rd Down: Made/Att | 89/214 | 89/218 |
| 3rd Down Pct. | 41.6 | 40.8 |
| 4th Down: Made/Att | 12/22 | 12/17 |
| 4th Down Pct. | 54.5 | 70.6 |
| Possession Avg. | 28:27 | 31:33 |
| Total Net Yards | 5623 | 5850 |
| Avg. Per Game | 351.4 | 365.6 |
| Total Plays | 990 | 1038 |
| Avg. Per Play | 5.7 | 5.6 |
| Net Yards Rushing | 2592 | 1711 |
| Avg. Per Game | 162.0 | 106.9 |
| Total Rushes | 499 | 402 |
| Net Yards Passing | 3031 | 4139 |
| Avg. Per Game | 189.4 | 258.7 |
| Sacked/Yards Lost | 15/73 | 32/224 |
| Gross Yards | 3104 | 4363 |
| Att./Completions | 476/271 | 604/404 |
| Completion Pct. | 56.9 | 66.9 |
| Had Intercepted | 15 | 20 |
| Punts/Average | 69/43.4 | 76/44.3 |
| Net Punting Avg. | 69/38.7 | 76/39.5 |
| Penalties/Yards | 98/821 | 94/724 |
| Fumbles/Ball Lost | 27/16 | 20/7 |
| Touchdowns | 39 | 48 |
| Rushing | 19 | 16 |
| Passing | 16 | 31 |
| Returns | 4 | 1 |

| BY PERIODS | 1 | 2 | 3 | 4 | OT | PTS |
|------------------|-----------|------------|-----------|------------|----------|------------|
| Titans | 77 | 103 | 67 | 104 | 3 | 354 |
| Opponents | 82 | 169 | 77 | 71 | 3 | 402 |

| SCORING | TD | RU | PA | RT | PAT | FG | S | TP |
|---------------|-----------|-----------|-----------|----------|--------------|--------------|----------|------------|
| Bironas | 0 | 0 | 0 | 0 | 37/37 | 27/32 | 0 | 118 |
| Johnson | 16 | 14 | 2 | 0 | 0 | 0 | 0 | 98 |
| Washington | 6 | 0 | 6 | 0 | 0 | 0 | 0 | 36 |
| Britt | 3 | 0 | 3 | 0 | 0 | 0 | 0 | 18 |
| Gage | 3 | 0 | 3 | 0 | 0 | 0 | 0 | 18 |
| Fuller | 2 | 0 | 0 | 2 | 0 | 0 | 0 | 12 |
| White | 2 | 2 | 0 | 0 | 0 | 0 | 0 | 12 |
| Young | 2 | 2 | 0 | 0 | 0 | 0 | 0 | 12 |
| Collins | 1 | 1 | 0 | 0 | 0 | 0 | 0 | 6 |
| Crumpler | 1 | 0 | 1 | 0 | 0 | 0 | 0 | 6 |
| Finnegan | 1 | 0 | 0 | 1 | 0 | 0 | 0 | 6 |
| Hood | 1 | 0 | 0 | 1 | 0 | 0 | 0 | 6 |
| Scaife | 1 | 0 | 1 | 0 | 0 | 0 | 0 | 6 |
| Titans | 39 | 19 | 16 | 4 | 37/37 | 27/32 | 0 | 354 |
| Opp. | 48 | 16 | 31 | 1 | 46/47 | 22/27 | 0 | 402 |

2-Pt Conversions: Johnson, Titans 1-2, Opponents 1-1

FUM/Lost: Young 8/2, Mouton 4/2, Collins 3/2, Johnson 3/3, Hall 2/2, Britt 1/1, Crumpler 1/1, Finnegan 1/0, Pearman 1/1, Scaife 1/1, Washington 1/0, White 1/1

| RUSHING | No | Yds | Avg | Lg | TD |
|------------------|------------|-------------|------------|------------|-----------|
| Johnson | 358 | 2006 | 5.6 | 91t | 14 |
| Young | 55 | 281 | 5.1 | 44 | 2 |
| White | 64 | 222 | 3.5 | 11 | 2 |
| Ringer | 8 | 48 | 6.0 | 32 | 0 |
| Collins | 11 | 15 | 1.4 | 10t | 1 |
| Washington | 2 | 15 | 7.5 | 14 | 0 |
| Hall | 1 | 5 | 5.0 | 5 | 0 |
| Team | 499 | 2592 | 5.2 | 91t | 19 |
| Opponents | 402 | 1711 | 4.3 | 80t | 16 |

| PASSING | Att | Cmp | Pct | Yards | Yds/Att | TD | Int | Lg | Sk/Yds | Rating |
|------------------|------------|------------|-------------|-------------|-------------|-----------|-----------|------------|---------------|-------------|
| Young | 259 | 152 | 58.7 | 1879 | 7.25 | 10 | 7 | 66t | 9/36 | 82.8 |
| Collins | 216 | 119 | 55.1 | 1225 | 5.67 | 6 | 8 | 69t | 6/37 | 65.5 |
| Johnson | 1 | 0 | 0.0 | 0 | 0.00 | 0 | 0 | --- | 0/0 | 39.6 |
| Team | 476 | 271 | 56.9 | 3104 | 6.52 | 16 | 15 | 69t | 15/73 | 74.8 |
| Opponents | 604 | 404 | 66.9 | 4363 | 7.22 | 31 | 20 | 72t | 32/224 | 91.2 |

| RECEIVING | No | Yds | Avg | Lg | TD |
|------------------|------------|-------------|-------------|------------|-----------|
| Johnson | 50 | 503 | 10.1 | 69t | 2 |
| Washington | 47 | 569 | 12.1 | 35 | 6 |
| Scaife | 45 | 440 | 9.8 | 27 | 1 |
| Britt | 42 | 701 | 16.7 | 57 | 3 |
| Gage | 28 | 383 | 13.7 | 49 | 3 |
| Crumpler | 27 | 222 | 8.2 | 27 | 1 |
| Hall | 12 | 79 | 6.6 | 15 | 0 |
| Cook | 9 | 74 | 8.2 | 17 | 0 |
| Hawkins | 7 | 110 | 15.7 | 32 | 0 |
| White | 3 | 14 | 4.7 | 7 | 0 |
| M. Jones | 1 | 9 | 9.0 | 9 | 0 |
| Team | 271 | 3104 | 11.5 | 69t | 16 |
| Opponents | 404 | 4363 | 10.8 | 72t | 31 |

| INTERCEPTIONS | No | Yds | Avg | Lg | TD |
|------------------|-----------|------------|-------------|-----------|----------|
| Finnegan | 5 | 194 | 38.8 | 80 | 1 |
| Hood | 3 | 91 | 30.3 | 43 | 1 |
| Fuller | 3 | 71 | 23.7 | 45t | 2 |
| Bulluck | 3 | 45 | 15.0 | 23 | 0 |
| Hope | 3 | 24 | 8.0 | 24 | 0 |
| Harper | 1 | 4 | 4.0 | 4 | 0 |
| Griffin | 1 | 3 | 3.0 | 3 | 0 |
| McRath | 1 | 1 | 1.0 | 1 | 0 |
| Team | 20 | 433 | 21.7 | 80 | 4 |
| Opponents | 15 | 121 | 8.1 | 26 | 0 |

| PUNTING | No | Yds | Avg | Net | TB | In | Lg | B |
|------------------|-----------|-------------|-------------|-------------|----------|-----------|-----------|----------|
| Kern LG | 64 | 2910 | 45.5 | 38.5 | 10 | 27 | 67 | 0 |
| Kern TM | 37 | 1665 | 45.0 | 41.4 | 4 | 18 | 67 | 0 |
| Hodges TM | 22 | 868 | 39.5 | 31.8 | 2 | 1 | 50 | 0 |
| Hentrich | 9 | 422 | 46.9 | 44.1 | 0 | 3 | 60 | 0 |
| Bironas | 1 | 40 | 40.0 | 40.0 | 0 | 0 | 40 | 0 |
| Team | 69 | 2995 | 43.4 | 38.7 | 6 | 22 | 67 | 0 |
| Opponents | 76 | 3364 | 44.3 | 39.5 | 7 | 32 | 64 | 0 |

| PUNT RETURNS | No | FC | Yds | Avg | Lg | TD |
|------------------|-----------|-----------|------------|------------|-----------|----------|
| Pearman | 11 | 8 | 112 | 10.2 | 18 | 0 |
| Kaesviharn | 9 | 8 | 34 | 3.8 | 10 | 0 |
| Mouton | 6 | 3 | 37 | 6.2 | 15 | 0 |
| Finnegan | 4 | 1 | 14 | 3.5 | 11 | 0 |
| M. Jones | 3 | 2 | 23 | 7.7 | 15 | 0 |
| Team | 33 | 22 | 220 | 6.7 | 18 | 0 |
| Opponents | 29 | 17 | 208 | 7.2 | 37 | 0 |

| KICKOFF RETURNS | No | Yds | Avg | Lg | TD |
|------------------|-----------|-------------|-------------|------------|----------|
| Britt | 24 | 523 | 21.8 | 56 | 0 |
| M. Jones | 13 | 264 | 20.3 | 27 | 0 |
| Ringer | 9 | 181 | 20.1 | 25 | 0 |
| Pearman | 8 | 174 | 21.8 | 27 | 0 |
| Griffin | 6 | 143 | 23.8 | 31 | 0 |
| Crumpler | 3 | 20 | 6.7 | 15 | 0 |
| McCourty | 3 | 72 | 24.0 | 27 | 0 |
| Hall | 1 | 12 | 12.0 | 12 | 0 |
| Mouton | 1 | 14 | 14.0 | 14 | 0 |
| Stevens | 1 | 14 | 14.0 | 14 | 0 |
| Team | 69 | 1417 | 20.5 | 56 | 0 |
| Opponents | 71 | 1714 | 24.1 | 99t | 1 |

| FIELD GOALS | 1-19 | 20-29 | 30-39 | 40-49 | 50+ |
|------------------|------------|------------|------------|--------------|------------|
| Bironas | 0/0 | 8/8 | 4/6 | 10/12 | 5/6 |
| Team | 0/0 | 8/8 | 4/6 | 10/12 | 5/6 |
| Opponents | 0/0 | 9/9 | 8/9 | 4/6 | 1/3 |

Bironas/Titans: (37N,31B,45G) (40G) (38G) (29G) (49G,43G,46G) (48G,25G,45G) (21G,28G) (38G,60N,51G) (50G,49N,53G) (52G,24G) (20G) (27G,34G,36G,50G) (24G,46G) (46G) (47N,47G)

Opponents: (32G,33G) (38G,23G) (30G) (22G,50G,55N,33G) (23G) (39N,33G) (40G,25G) (25G) (49N,26G,49N) (41G) (43G,52N,36G) (23G,28G,45G) (35G,20G)

SACKS
 Ford 5.5, T. Brown 5, Hayes 4, J. Jones 4, Vanden Bosch 3, Hope 2, Tulloch 2, Fuller 1, Griffin 1, Kearse 1, Marks 1, Thornton 1, (group) 1, Hays 0.5
Titans 32, Opponents 15

TACKLES (Solo-Assists-Total)
 Tulloch (95-37-132), Bulluck (83-35-118), Griffin (62-46-108), Hope (70-25-95), Vanden Bosch (41-45-86), W. Hayes (51-31-82), Harper (69-8-77), Finnegan (57-19-76), Brown (36-25-61), Thornton (46-14-60), J. Haye (29-26-55), Vickerson (24-25-49), Ball (19-19-38), Ford (22-16-38), McRath (25-13-38), Fuller (25-8-33), McCourty (20-10-30), Marks (9-14-23), J. Jones (15-6-21), Hood (14-4-18), Mouton (9-8-17), Allred (6-9-15), Kaesviharn (10-3-13), Kearse (5-6-11), C. Williams (5-2-7), Amato (0-0-0), Kegl (0-0-0), Nickey (0-0-0)
Team Totals: 847-454-1,301

USUAL STARTING LINEUP

| OFFENSE | |
|-----------|-----------------------------------|
| WR | Nate Washington (85) |
| LT | Michael Roos (71) |
| LG | Eugene Amaco (54) |
| C | Kevin Mawae (68) |
| RG | Jake Scott (73) |
| RT | David Stewart (76) |
| TE | Bo Scaife (80)/Alge Crumpler (83) |
| WR | Justin Gage (12) |
| FB | Ahmad Hall (45) |
| QB | Vince Young (10) |
| RB | Chris Johnson (28) |

| DEFENSE | |
|-----------|-------------------------------|
| LE | William Hayes (95) |
| LT | Jovan Haye (75) |
| RT | Tony Brown (97) |
| RE | Kyle Vanden Bosch (93) |
| LLB | David Thornton (50) |
| MLB | Stephen Tulloch (55) |
| RLB | Keith Bulluck (53) |
| LCB | Nick Harper (20) |
| RCB | Cortland Finnegan (31) |
| SS | Chris Hope (24) |
| FS | Michael Griffin (33) |

| SPECIALISTS | |
|-------------|-----------------|
| K | Rob Bironas (2) |
| P | Brett Kern (6) |

Pro Bowl
 All-Pro

GM: Mike Reinfeldt; **Head Coach:** Jeff Fisher
Asst. Coaches: Mike Heimerdinger (off. coord.), Chuck Cecil (def. coord.), Dave McGinnis (asst. head coach/LB), Steve Watterson (asst. head coach/strength & conditioning), Earnest Byner (RB), Marty Galbraith (ST asst.), Fred Graves (WR), Tim Hauck (asst. secondary), Craig Johnson (QB), Dowell Loggains (off. qual. ctl.), Alan Lowry (ST), Mike Munchak (OL), Marcus Robertson (secondary), Rayna Stewart (def. asst./qual. ctl.), Jim Washburn (DL), Richie Wessman (off. asst.), John Zernelt (TE)

AMERICAN FOOTBALL CONFERENCE STANDINGS

| AFC EAST | W | L | T | Pct |
|-------------|----|----|---|------|
| New England | 10 | 6 | 0 | .625 |
| * N.Y. Jets | 9 | 7 | 0 | .563 |
| Miami | 7 | 9 | 0 | .438 |
| Buffalo | 6 | 10 | 0 | .375 |
| AFC NORTH | W | L | T | Pct |
| Cincinnati | 10 | 6 | 0 | .625 |
| * Baltimore | 9 | 7 | 0 | .563 |
| Pittsburgh | 9 | 7 | 0 | .563 |
| Cleveland | 5 | 11 | 0 | .313 |
| AFC | | | | |

2008 SEASON (13-3 REGULAR SEASON, 0-1 PLAYOFFS) • 1ST PLACE AFC SOUTH

| DATE | OPPONENT | SCORE | W/L | ATT |
|---------|-----------------|--------|-----|--------|
| Sep. 7 | JACKSONVILLE | 17-10 | W | 69,143 |
| Sep. 14 | at Cincinnati | 24-7 | W | 65,540 |
| Sep. 21 | HOUSTON | 31-12 | W | 69,143 |
| Sep. 28 | MINNESOTA | 30-17 | W | 69,143 |
| Oct. 5 | at Baltimore | 13-10 | W | 71,131 |
| Oct. 12 | BYE | | | |
| Oct. 19 | at Kansas City | 34-10 | W | 74,200 |
| Oct. 27 | INDIANAPOLIS | 31-21 | W | 69,143 |
| Nov. 2 | GREEN BAY | 19-16* | W | 69,143 |
| Nov. 9 | at Chicago | 21-14 | W | 62,124 |
| Nov. 16 | at Jacksonville | 24-14 | W | 65,258 |
| Nov. 23 | NY JETS | 13-34 | L | 69,143 |
| Nov. 27 | at Detroit | 47-10 | W | 60,112 |
| Dec. 7 | CLEVELAND | 28-9 | W | 69,143 |
| Dec. 14 | at Houston | 12-13 | L | 70,831 |
| Dec. 21 | PITTSBURGH | 31-14 | W | 69,143 |
| Dec. 28 | at Indianapolis | 0-23 | L | 66,721 |
| Jan. 10 | BALTIMORE | 10-13 | L | 69,143 |

* Overtime

| | TITANS | OPP |
|--------------------------|----------------|----------------|
| Total First Downs | 268 | 276 |
| Rushing | 108 | 81 |
| Passing | 143 | 166 |
| Penalty | 17 | 29 |
| 3rd Down: Made/Att | 78/216 | 79/226 |
| 3rd Down Pct. | 36.1 | 35.0 |
| 4th Down: Made/Att | 5/11 | 8/18 |
| 4th Down Pct. | 45.5 | 44.4 |
| Possession Avg. | 29:09 | 30:51 |
| Total Net Yards | 5018 | 4698 |
| Avg. Per Game | 313.6 | 293.6 |
| Total Plays | 973 | 1022 |
| Avg. Per Play | 5.2 | 4.6 |
| Net Yards Rushing | 2199 | 1502 |
| Avg. Per Game | 137.4 | 93.9 |
| Total Rushes | 508 | 403 |
| Avg. Per Play | 4.3 | 3.7 |
| Net Yards Passing | 2819 | 3196 |
| Avg. Per Game | 176.2 | 199.8 |
| Sacked/Yards Lost | 12/83 | 44/262 |
| Gross Yards | 2902 | 3458 |
| Att./Comp. | 453/265 | 575/342 |
| Completion Pct. | 58.5 | 59.5 |
| Had Intercepted | 9 | 20 |
| Punts/Average | 87/42.8 | 87/42.3 |
| Net Punting Avg. | 36.5 | 36.2 |
| Penalties/Yards | 108/855 | 93/750 |
| Fumbles/Ball Lost | 18/8 | 28/11 |
| Touchdowns | 41 | 25 |
| Rushing | 24 | 12 |
| Passing | 13 | 12 |
| Returns | 4 | 1 |

| BY PERIODS | 1 | 2 | 3 | 4 | OT | PTS |
|------------------|-----------|------------|-----------|------------|----------|------------|
| Titans | 63 | 119 | 67 | 123 | 3 | 375 |
| Opponents | 49 | 87 | 34 | 64 | 0 | 234 |

| SCORING | TD | RU | PA | RT | PAT | FG | S | TP |
|------------------|-----------|-----------|-----------|----------|--------------|--------------|----------|------------|
| Bironas | 0 | 0 | 0 | 0 | 40/40 | 29/33 | 0 | 127 |
| White | 15 | 15 | 0 | 0 | 0/0 | 0/0 | 0 | 90 |
| Johnson | 10 | 9 | 1 | 0 | 0/0 | 0/0 | 0 | 60 |
| Gage | 6 | 0 | 6 | 0 | 0/0 | 0/0 | 0 | 36 |
| Hall | 2 | 0 | 2 | 0 | 0/0 | 0/0 | 0 | 14 |
| Scaife | 2 | 0 | 2 | 0 | 0/0 | 0/0 | 0 | 12 |
| Griffin | 1 | 0 | 2 | 1 | 0/0 | 0/0 | 0 | 6 |
| Ball | 1 | 0 | 0 | 1 | 0/0 | 0/0 | 0 | 6 |
| Jones | 1 | 0 | 1 | 0 | 0/0 | 0/0 | 0 | 6 |
| Finnegan | 1 | 0 | 0 | 1 | 0/0 | 0/0 | 0 | 6 |
| Bulluck | 1 | 0 | 0 | 1 | 0/0 | 0/0 | 0 | 6 |
| Crumpler | 1 | 0 | 1 | 0 | 0/0 | 0/0 | 0 | 6 |
| Titans | 41 | 24 | 13 | 4 | 40/40 | 29/33 | 0 | 375 |
| Opponents | 25 | 12 | 12 | 1 | 24/24 | 20/30 | 0 | 234 |

2-point conversions: Hall, Titans 1-1, Opponents 0-1

FUM/LOST: Collins 5/1, Carr 2/0, McCareins 2/2, Young 2/0, Crumpler 1/0, Hall 1/1, Henrich 1/1, C. Johnson 1/1, Mawae 1/1, Scaife 1/0, White 1/1

| RUSHING | No | Yds | Avg | Lg | TD |
|-----------|-----|------|------|-----|----|
| Johnson | 251 | 1228 | 4.9 | 66t | 9 |
| White | 200 | 773 | 3.9 | 80t | 15 |
| Ganther | 9 | 61 | 6.8 | 22 | 0 |
| Collins | 25 | 49 | 2.0 | 17 | 0 |
| Jones | 2 | 35 | 17.5 | 28 | 0 |
| Young | 8 | 27 | 3.4 | 8 | 0 |
| Hall | 8 | 21 | 2.6 | 6 | 0 |
| McCareins | 2 | 8 | 4.0 | 4 | 0 |

| PASSING | Att | Cmp | Pct | Yards | Yds/Att | TD | Int | Lg | Sk/Yds | Rating |
|------------------|------------|------------|-------------|-------------|------------|-----------|-----------|------------|---------------|-------------|
| K.Collins | 415 | 242 | 58.3 | 2676 | 6.4 | 12 | 7 | 56t | 8/60 | 80.2 |
| V.Young | 36 | 22 | 61.1 | 219 | 6.1 | 1 | 2 | 54 | 3/13 | 64.5 |
| C.Simms | 2 | 1 | 50.0 | 7 | 3.5 | 0 | 0 | 7 | 1/10 | 78.8 |
| Titans | 453 | 265 | 58.5 | 2902 | 6.4 | 13 | 9 | 56t | 12/83 | 78.8 |
| Opponents | 575 | 342 | 59.5 | 3458 | 6.0 | 12 | 20 | 65 | 44/262 | 69.2 |

| | | | | | |
|------------------|------------|-------------|------------|------------|-----------|
| Henry | 1 | 3 | 3.0 | 3 | 0 |
| Henrich | 2 | -6 | -3.0 | 0 | 0 |
| Titans | 508 | 2199 | 4.3 | 80t | 24 |
| Opponents | 403 | 1502 | 3.7 | 61t | 12 |

| RECEIVING | No | Yds | Avg | Lg | TD |
|------------------|------------|-------------|-------------|------------|-----------|
| Scaife | 58 | 561 | 9.7 | 44 | 2 |
| Johnson | 43 | 260 | 6.0 | 25 | 1 |
| Jones | 41 | 449 | 11.0 | 40 | 1 |
| Gage | 34 | 651 | 19.1 | 56t | 6 |
| McCareins | 30 | 412 | 13.7 | 37 | 0 |
| Crumpler | 24 | 257 | 10.7 | 28 | 1 |
| Hall | 13 | 138 | 10.6 | 54 | 2 |
| Hawkins | 7 | 68 | 9.7 | 19 | 0 |
| Ganther | 6 | 43 | 7.2 | 15 | 0 |
| White | 5 | 16 | 3.2 | 7 | 0 |
| Davis | 2 | 31 | 15.5 | 21 | 0 |
| Stevens | 1 | 9 | 9.0 | 9 | 0 |
| Williams | 1 | 7 | 7.0 | 7 | 0 |
| Titans | 265 | 2902 | 11.0 | 56t | 13 |
| Opponents | 342 | 3458 | 10.1 | 65 | 12 |

| INTERCEPTIONS | No | Yds | Avg | Lg | TD |
|------------------|-----------|------------|-------------|------------|----------|
| Griffin | 7 | 172 | 24.6 | 83t | 1 |
| Finnegan | 5 | 100 | 20.0 | 99t | 1 |
| Hope | 4 | 53 | 13.3 | 39 | 0 |
| Harper | 2 | 11 | 5.5 | 15.0 | 0 |
| Ball | 1 | 15 | 15.0 | 15t | 1 |
| Carr | 1 | 0 | 0.0 | 0 | 0 |
| Titans | 20 | 351 | 17.6 | 99t | 3 |
| Opponents | 9 | 88 | 9.8 | 33 | 0 |

| PUNTING | No | Yds | Avg | Net | TB | In | Lg | B |
|------------------|-----------|-------------|-------------|-------------|-----------|-----------|-----------|----------|
| Henrich | 87 | 3725 | 42.8 | 36.5 | 13 | 27 | 75 | 0 |
| Titans | 87 | 3725 | 42.8 | 36.5 | 13 | 27 | 75 | 0 |
| Opponents | 87 | 3676 | 42.3 | 36.2 | 10 | 28 | 66 | 1 |

| PUNT RETURNS | No | FC | Yds | Avg | Lg | TD |
|------------------|-----------|-----------|------------|------------|-----------|----------|
| Carr | 32 | 20 | 323 | 10.1 | 44 | 0 |
| Davis | 2 | 1 | 6 | 3.0 | 9 | 0 |
| Titans | 34 | 21 | 329 | 9.7 | 44 | 0 |
| Opponents | 32 | 20 | 290 | 9.1 | 34 | 0 |

| KICKOFF RETURNS | No | Yds | Avg | Lg | TD |
|------------------|-----------|-------------|-------------|-----------|----------|
| Carr | 35 | 984 | 28.1 | 52 | 0 |
| Hawkins | 7 | 130 | 18.6 | 23 | 0 |
| Davis | 4 | 119 | 29.8 | 33 | 0 |
| Griffin | 2 | 32 | 16.0 | 28 | 0 |
| Hall | 2 | 21 | 10.5 | 13 | 0 |
| Johnson | 1 | 17 | 17.0 | 17 | 0 |
| Stevens | 1 | 16 | 16.0 | 16 | 0 |
| Titans | 52 | 1319 | 25.4 | 52 | 0 |
| Opponents | 61 | 1524 | 25.0 | 59 | 0 |

| FIELD GOALS | 1-19 | 20-29 | 30-39 | 40-49 | 50+ |
|------------------|------------|-------------|-------------|--------------|------------|
| Bironas | 0-0 | 6-6 | 7-7 | 15-19 | 1-1 |
| Titans | 0-0 | 6-6 | 7-7 | 15-19 | 1-1 |
| Opponents | 0-0 | 9-10 | 6-10 | 4-8 | 1-2 |

Bironas/Titans: (47G) (34G) (44G) (20G, 32G, 49G) (35G, 26G) (49G, 46G) (34G, 44G, 43N, 48G) (31G, 25G, 22G, 47N, 41G) (49N) (32G) (43G, 49G) (49G, 41G, 45G, 43G) () (26G, 23G, 51G, 34G) (42G) (48N)

Opponents: (37N,27G) (37N) (44G, 24G) (42G, 48N) (38G, 45N) (39N, 50N, 26G) () (23G, 25G, 38G) (48B) () (20G, 30G) (53G) (47G, 41G, 44N, 39G) (32G, 26N, 24G) (33N) (28G, 21G, 38G)

SACKS
Haynesworth 8.5, Ford 7, J. Jones 5, Ball 4.5, Vanden Bosch 4.5, Brown 4, Kearsse 3.5, Vickerson 1.5, Finnegan 1, Griffin 1, Hayes 1, Hope 1, Tulloch 1, Bulluck 0.5
Titans 44, Opponents 12

TACKLES (Solo-Assists-Total)
Bulluck (83-37-120), Tulloch (62-36-98), Hope (71-22-93), Thornton (63-30-93), Griffin (49-32-81), Harper (70-10-80), Finnegan (61-18-79), Haynesworth (45-30-75), Brown (41-32-73), Ball (22-29-51), Jones (28-21-49), Kearsse (35-13-48), Vanden Bosch (16-30-46), Ford (27-18-45), Fuller (35-8-43), Carr (24-9-33), Fowler (14-13-27), Vickerson (10-13-23), Hayes (13-8-21), King (9-1-10), Allred (7-1-8), Nickey (3-3-6), Keglra (3-2-5), Stamer (1-1-2), Amato (0-0-0), Gordon (0-0-0), Hill (0-0-0), Williams (0-0-0)
Team Totals: 792-417-1209

USUAL STARTING LINEUP

OFFENSE
WR Justin McCareins (19)
LT Michael Roos (71)
LG Eugene Amano (54)
C Kevin Mawae (68)
RG Jake Scott (73)
RT David Stewart (76)
TE Alge Crumpler (83)
WR Justin Gage (12)
FB Ahmad Hall (45)
QB Kerry Collins (5)
RB Chris Johnson (28)

DEFENSE
LE Jevon Kearse (90)
LT Tony Brown (97)
RT Albert Haynesworth (92)
RE Kyle Vanden Bosch (93)
LLB David Thornton (50)
MLB Stephen Tulloch (55)
RLB Keith Bulluck (53)
LCB Nick Harper (20)
RCB Cortland Finnegan (31)
SS Chris Hope (24)
FS Michael Griffin (33)

SPECIALISTS
K Rob Bironas (2)
P Craig Henrich (15)

Pro Bowl
All-Pro

GM: Mike Reinfeldt; **Head Coach:** Jeff Fisher
Asst. Coaches: Mike Heimerdinger (off. coord.), Jim Schwartz (def. coord.), Dave McGinnis (asst. head coach/LB), Bart Andrus (off. asst.), Matt Burke (def. asst./qual. ct.), Earnest Byner (RB), Chuck Cecil (DB), Marty Galbraith (ST asst.), Fred Graves (WR), Craig Johnson (QB), Dowell Loggains (off. qual. ct.), Alan Lowry (ST), Mike Munchak (OL), Marcus Robertson (asst. secondary), Jim Washburn (DL), Steve Watterson (asst. head coach/strength & conditioning), John Zernhelt (TE)

AMERICAN FOOTBALL CONFERENCE STANDINGS

| AFC EAST | W | L | T | Pct |
|------------------|-----------|----------|----------|-------------|
| Miami | 11 | 5 | 0 | .688 |
| New England | 11 | 5 | 0 | .688 |
| N.Y. Jets | 9 | 7 | 0 | .563 |
| Buffalo | 7 | 9 | 0 | .438 |
| AFC NORTH | W | L | T | Pct |
| Pittsburgh | 12 | 4 | 0 | .750 |
| * Baltimore | 11 | 5 | 0 | .688 |
| Cincinnati | 4 | 11 | 0 | .281 |
| Cleveland | 4 | 12 | 0 | .250 |
| AFC SOUTH | W | L | T | Pct |
| Tennessee | 13 | 3 | 0 | .813 |
| * Indianapolis | 12 | 4 | 0 | .750 |
| Houston | 8 | 8 | 0 | .500 |
| Jacksonville | 5 | 11 | 0 | .313 |
| AFC WEST | W | L | T | Pct |
| San Diego | 8 | 8 | 0 | .500 |
| Denver | 8 | 8 | 0 | .500 |
| Oakland | 5 | 11 | 0 | .313 |
| Kansas City | 2 | 14 | 0 | .125 |

NATIONAL FOOTBALL CONFERENCE STANDINGS

| NFC EAST | W | L | T | Pct |
|----------------|----|---|---|------|
| N.Y. Giants | 12 | 4 | 0 | .750 |
| * Philadelphia | 9 | 6 | 1 | .594 |
| Dallas | 9 | 7 | 0 | .563 |
| Washington | 8 | 8 | 0 | |

2007 SEASON (10-6 REGULAR SEASON, 0-1 PLAYOFFS) • 3RD PLACE AFC SOUTH

| DATE | OPPONENT | SCORE | W/L | ATT |
|---------|-----------------|--------|-----|--------|
| Sep. 9 | at Jacksonville | 13-10 | W | 65,437 |
| Sep. 16 | INDIANAPOLIS | 20-22 | L | 69,143 |
| Sep. 24 | at New Orleans | 31-14 | W | 70,002 |
| Sep. 30 | BYE | | | |
| Oct. 7 | ATLANTA | 20-13 | W | 69,143 |
| Oct. 14 | at Tampa Bay | 10-13 | L | 65,347 |
| Oct. 21 | at Houston | 38-36 | W | 70,734 |
| Oct. 28 | OAKLAND | 13-9 | W | 69,143 |
| Nov. 4 | CAROLINA | 20-7 | W | 69,143 |
| Nov. 11 | JACKSONVILLE | 13-28 | L | 69,143 |
| Nov. 19 | at Denver | 20-34 | L | 76,590 |
| Nov. 25 | at Cincinnati | 6-35 | L | 65,489 |
| Dec. 2 | HOUSTON | 28-20 | W | 69,143 |
| Dec. 9 | SAN DIEGO | 17-23* | L | 69,143 |
| Dec. 16 | at Kansas City | 26-17 | W | 74,976 |
| Dec. 23 | N.Y. JETS | 10-6 | W | 69,143 |
| Dec. 30 | at Indianapolis | 16-10 | W | 57,202 |
| Jan. 6 | at San Diego | 6-17 | L | 65,640 |

* Overtime

| | TITANS | OPP |
|--------------------------|----------------|----------------|
| Total First Downs | 306 | 268 |
| Rushing | 118 | 80 |
| Passing | 171 | 165 |
| Penalty | 17 | 23 |
| 3rd Down: Made/Att | 89/217 | 97/230 |
| 3rd Down Pct. | 41.0 | 42.2 |
| 4th Down: Made/Att | 2/11 | 8/16 |
| 4th Down Pct. | 18.2 | 50.0 |
| Possession Avg. | 31:38 | 28:22 |
| Total Net Yards | 4987 | 4665 |
| Avg. Per Game | 311.7 | 291.6 |
| Total Plays | 1037 | 978 |
| Avg. Per Play | 4.8 | 4.8 |
| Net Yards Rushing | 2109 | 1478 |
| Avg. Per Game | 131.8 | 92.4 |
| Total Rushes | 543 | 369 |
| Avg. Per Play | 3.9 | 4.0 |
| Net Yards Passing | 2878 | 3187 |
| Avg. Per Game | 179.9 | 199.2 |
| Sacked/Yards Lost | 30/199 | 40/241 |
| Gross Yards | 3077 | 3428 |
| Att./Comp. | 464/288 | 569/349 |
| Completion Pct. | 62.1 | 61.3 |
| Had Intercepted | 17 | 22 |
| Punts/Average | 73/41.9 | 81/44.6 |
| Net Punting Avg. | 36.5 | 37.6 |
| Penalties/Yards | 101/773 | 90/745 |
| Fumbles/Ball Lost | 32/17 | 26/12 |
| Touchdowns | 28 | 35 |
| Rushing | 17 | 11 |
| Passing | 9 | 21 |
| Returns | 2 | 3 |

| BY PERIODS | 1 | 2 | 3 | 4 | OT | PTS |
|------------------|-----------|-----------|-----------|-----------|----------|------------|
| Titans | 59 | 64 | 98 | 80 | 0 | 301 |
| Opponents | 65 | 78 | 64 | 84 | 6 | 297 |

| SCORING | TD | RU | PA | RT | PAT | FG | S | TP |
|------------------|-----------|-----------|-----------|----------|--------------|--------------|----------|------------|
| Bironas | 0 | 0 | 0 | 0 | 28/28 | 35/39 | 0 | 133 |
| White | 7 | 7 | 0 | 0 | 0/0 | 0/0 | 0 | 42 |
| C.Brown | 5 | 5 | 0 | 0 | 0/0 | 0/0 | 0 | 30 |
| R.Williams | 4 | 0 | 4 | 0 | 0/0 | 0/0 | 0 | 24 |
| Young | 3 | 3 | 0 | 0 | 0/0 | 0/0 | 0 | 18 |
| Henry | 2 | 2 | 0 | 0 | 0/0 | 0/0 | 0 | 12 |
| Jones | 2 | 0 | 2 | 0 | 0/0 | 0/0 | 0 | 12 |
| Fuller | 2 | 0 | 0 | 2 | 0/0 | 0/0 | 0 | 12 |
| Gage | 2 | 0 | 2 | 0 | 0/0 | 0/0 | 0 | 12 |
| Scaife | 1 | 0 | 1 | 0 | 0/0 | 0/0 | 0 | 6 |
| Titans | 28 | 17 | 9 | 2 | 28/28 | 35/39 | 0 | 301 |
| Opponents | 35 | 11 | 21 | 3 | 31/33 | 18/25 | 0 | 297 |

2-Pt Conversions: Titans 0-0, Opponents 1-1

FUM/LOST: Young 10/3, Davis 6/3, White 5/5, Mawae 2/1, Scaife 2/2, Bell 1/1, C. Brown 1/1, Bulluck 1/0, Collins 1/1, Gage 1/0, Griffin 1/0, B. Jones 1/0, M. Williams (LG) 1/1

| RUSHING | No | Yds | Avg | Lg | TD |
|---------|-----|------|------|----|----|
| White | 303 | 1110 | 3.7 | 28 | 7 |
| C.Brown | 102 | 462 | 4.5 | 42 | 5 |
| Young | 93 | 395 | 4.2 | 21 | 3 |
| Henry | 31 | 119 | 3.8 | 24 | 2 |
| Jones | 2 | 37 | 18.5 | 19 | 0 |
| Davis | 2 | 19 | 9.5 | 14 | 0 |
| Hall | 1 | 8 | 8.0 | 8 | 0 |
| Barclay | 1 | 3 | 3.0 | 3 | 0 |
| Troupe | 1 | -1 | -1.0 | -1 | 0 |
| Collins | 3 | -3 | -1.0 | -1 | 0 |

| PASSING | Att | Cmp | Pct | Yards | Yds/Att | TD | Int | Lg | Sk/Yds | Rating |
|------------------|------------|------------|-------------|-------------|------------|-----------|-----------|------------|---------------|-------------|
| Young | 382 | 238 | 62.3 | 2546 | 6.7 | 9 | 17 | 73 | 25/157 | 71.1 |
| Collins | 82 | 50 | 61.0 | 531 | 6.5 | 0 | 0 | 46 | 5/42 | 79.9 |
| Titans | 464 | 268 | 62.1 | 3077 | 6.6 | 9 | 17 | 73 | 30/199 | 72.6 |
| Opponents | 569 | 349 | 61.3 | 3428 | 6.0 | 21 | 22 | 69t | 40/241 | 74.5 |

| | | | | | |
|------------------|------------|-------------|------------|------------|-----------|
| Hentrich | 1 | -8 | -8.0 | -8 | 0 |
| Bell | 1 | -15 | -15.0 | -15 | 0 |
| R.Williams | 2 | -17 | -8.5 | -6 | 0 |
| Titans | 543 | 2109 | 3.9 | 42 | 17 |
| Opponents | 369 | 1478 | 4.0 | 62t | 11 |

| RECEIVING | No | Yds | Avg | Lg | TD |
|------------------|------------|-------------|-------------|------------|-----------|
| Gage | 55 | 750 | 13.6 | 73 | 2 |
| R.Williams | 55 | 719 | 13.1 | 48 | 4 |
| Scaife | 46 | 421 | 9.2 | 26 | 1 |
| Moulds | 32 | 342 | 10.7 | 46 | 0 |
| Jones | 21 | 248 | 11.8 | 35t | 2 |
| White | 20 | 114 | 5.7 | 15 | 0 |
| C.Brown | 19 | 128 | 6.7 | 16 | 0 |
| Hartstock | 12 | 138 | 11.5 | 27 | 0 |
| Hall | 9 | 60 | 6.7 | 11 | 0 |
| Henry | 6 | 53 | 8.8 | 18 | 0 |
| Troupe | 5 | 47 | 9.4 | 13 | 0 |
| Davis | 5 | 38 | 7.6 | 13 | 0 |
| Barclay | 2 | 13 | 6.5 | 7 | 0 |
| Ealy | 1 | 6 | 6.0 | 6 | 0 |
| Titans | 288 | 3077 | 10.7 | 73 | 9 |
| Opponents | 349 | 3428 | 9.8 | 69t | 21 |

| INTERCEPTIONS | No | Yds | Avg | Lg | TD |
|------------------|-----------|------------|-------------|------------|----------|
| Bulluck | 5 | 63 | 12.6 | 35 | 0 |
| Harper | 3 | 62 | 20.7 | 32 | 0 |
| Griffin | 3 | 3 | 1.0 | 3 | 0 |
| Fuller | 2 | 137 | 68.5 | 76t | 2 |
| Hope | 2 | 45 | 22.5 | 45 | 0 |
| Lowry | 2 | 18 | 9.0 | 17 | 0 |
| Thornton | 2 | 16 | 8.0 | 11 | 0 |
| Finnegan | 1 | 14 | 14.0 | 14 | 0 |
| Hill | 1 | 0 | 0.0 | 0 | 0 |
| LaBoy | 1 | 0 | 0.0 | 0 | 0 |
| Titans | 22 | 358 | 16.3 | 76t | 2 |
| Opponents | 17 | 116 | 6.8 | 23 | 0 |

| PUNTING | No | Yds | Avg | Net | TB | In | Lg | B |
|------------------|-----------|-------------|-------------|-------------|-----------|-----------|-----------|----------|
| Hentrich | 70 | 2939 | 42.0 | 36.5 | 6 | 24 | 66 | 0 |
| Miller | 3 | 121 | 40.3 | 37.0 | 0 | 1 | 52 | 0 |
| Titans | 73 | 3060 | 41.9 | 36.5 | 6 | 25 | 66 | 0 |
| Opponents | 81 | 3615 | 44.6 | 37.6 | 10 | 23 | 70 | 0 |

| PUNT RETURNS | No | FC | Yds | Avg | Lg | TD |
|------------------|-----------|-----------|------------|------------|------------|----------|
| Davis | 31 | 12 | 293 | 9.5 | 39 | 0 |
| Jones | 6 | 0 | 29 | 4.8 | 13 | 0 |
| Barclay | 3 | 1 | 34 | 11.3 | 19 | 0 |
| Finnegan | 2 | 3 | 11 | 5.5 | 9 | 0 |
| Titans | 42 | 16 | 367 | 8.7 | 39 | 0 |
| Opponents | 31 | 16 | 274 | 8.8 | 80t | 1 |

| KICKOFF RETURNS | No | Yds | Avg | Lg | TD |
|------------------|-----------|-------------|-------------|-----------|----------|
| Griffin | 18 | 422 | 23.4 | 48 | 0 |
| Barclay | 14 | 304 | 21.7 | 37 | 0 |
| Henry | 13 | 272 | 20.9 | 46 | 0 |
| Davis | 2 | 37 | 18.5 | 19 | 0 |
| Troupe | 2 | 21 | 10.5 | 12 | 0 |
| Lowry | 1 | 15 | 15.0 | 15 | 0 |
| Hartsock | 1 | 14 | 14.0 | 14 | 0 |
| Cramer | 1 | 13 | 13.0 | 13 | 0 |
| Titans | 52 | 1098 | 21.1 | 48 | 0 |
| Opponents | 58 | 1404 | 24.2 | 76 | 0 |

| FIELD GOALS | 1-19 | 20-29 | 30-39 | 40-49 | 50+ |
|------------------|------------|--------------|--------------|-------------|------------|
| Bironas | 0-0 | 10-12 | 12-12 | 9-10 | 4-5 |
| Titans | 0-0 | 10-12 | 12-12 | 9-10 | 4-5 |
| Opponents | 0-0 | 7-8 | 5-6 | 3-5 | 3-6 |

Bironas/Titans: (20G, 31G), (30G, 36G), (33G, 27N), (30G, 40G, 47N), (48G), (52G, 25G, 21G, 30G, 28G, 43G, 29G, 29G), (35G, 23G), (47G, 53G), (36G, 49G), (56G, 37G), (28G, 23G), (53N), (44G, 29N), (37G, 37G, 40G, 25G), (46G) (40G, 54G, 33G)
 Opponents: (22G), (22G, 39G, 20G, 36N), (1), (32G, 53N, 28G, 48N, 50N), (23G, 43G), (1), (50G, 43G, 54G), (40N), (1), (21G, 39G), (26N), (45G, 50G), (20G), (36G), (51N), (37G)

| SACKS |
|--|
| Vanden Bosch 12.0, Odom 8.0, Haynesworth 6.0, LaBoy 6.0, T.Brown 4.0, Finnegan 1.0, Fuller 1.0, Nickey 1.0, Thornton 1.0 |
| Titans 40.0, Opponents 30.0 |

TACKLES (Solo-Assists-Total)
 Thornton (97-43-140), Vanden Bosch (65-50-115), Bulluck (75-34-109), Finnegan (84-25-109), T.Brown (46-37-83), Harper (75-5-80), Fowler (42-31-73), Haynesworth (41-28-69), Hope (39-21-60), Lowry (41-20-61), Griffin (34-15-49), Odom (24-20-44), Starks (21-18-39), Tulloch (28-8-36), Fuller (27-8-35), LaBoy (15-5-20), Hill (13-1-14), Fisher (5-4-9), Veal (4-4-8), King (5-2-7), Conover (2-2-4), Herndon (3-0-3), Vickerson (2-1-3),

Gardner (1-0-1), Nickey (1-0-1), Simon (0-1-1), Amato (0-0-0), Mahelona (0-0-0), Woods (0-0-0)
Team Totals: 790-383-1173

USUAL STARTING LINEUP

OFFENSE

| | |
|----|-----------------------|
| WR | Roydell Williams (86) |
| LT | Michael Roos (71) |
| LG | Jacob Bell (60) |
| C | Kevin Mawae (68) |
| RG | Benji Olson (75) |
| RT | David Stewart (76) |
| TE | Bo Scaife (80) |
| WR | Justin Gage (12) |
| TE | Ben Hartsock (88) |
| QB | Vince Young (10) |
| RB | LenDale White (25) |

DEFENSE

| | |
|-----|-------------------------|
| LE | Antwan Odom (98) |
| LT | Tony Brown (97) |
| RT | Albert Haynesworth (92) |
| RE | Kyle Vanden Bosch (93) |
| LLB | David Thornton (50) |
| MLB | Ryan Fowler (52) |
| RLB | Keith Bulluck (53) |
| LCB | Nick Harper (20) |
| RCB | Cortland Finnegan (31) |
| SS | Chris Hope (24) |
| FS | Michael Griffin (33) |

SPECIALISTS

| | |
|---|---------------------|
| K | Rob Bironas (2) |
| P | Craig Hentrich (15) |

Pro Bowl

All-Pro

GM: Mike Reinfeldt; Head Coach: Jeff Fisher
 Asst. Coaches: Norm Chow (off. coord.), Jim Schwartz (def. coord.), Dave McGinnis (Asst. head coach/LB), Sherman Smith (Asst. head coach/RB), Matt Burke (def. asst.), Chuck Cecil (DB), Marty Galbraith (ST asst.), Fred Graves (WR), Craig Johnson (QB), Alan Lowry (ST), Mike Munchak (OL), Marcus Robertson (Asst. Secondary), Jim Washburn (DL), Steve Watterson (strength & rehab.), John Zernhelt (TE)

AMERICAN FOOTBALL CONFERENCE STANDINGS

| AFC EAST | W | L | T | Pct |
|-------------|----|----|---|-------|
| New England | 16 | 0 | 0 | 1.000 |
| Buffalo | 7 | 9 | 0 | .438 |
| N.Y. Jets | 4 | 12 | 0 | .259 |
| Miami | 1 | 15 | 0 | |

2006 SEASON (8-8 REGULAR SEASON, 0-0 PLAYOFFS) • 2ND PLACE AFC SOUTH

| DATE | OPPONENT | SCORE | W/L | ATT |
|---------|-----------------|--------|-----|--------|
| Sep. 10 | N.Y. JETS | 16-23 | L | 69,143 |
| Sep. 17 | at San Diego | 7-40 | L | 64,344 |
| Sep. 24 | at Miami | 10-13 | L | 72,733 |
| Oct. 1 | DALLAS | 14-45 | L | 69,143 |
| Oct. 8 | at Indianapolis | 13-14 | L | 57,021 |
| Oct. 15 | at Washington | 25-22 | W | 88,550 |
| Oct. 22 | BYE | | | |
| Oct. 29 | HOUSTON | 28-22 | W | 69,143 |
| Nov. 5 | at Jacksonville | 7-37 | L | 66,524 |
| Nov. 12 | BALTIMORE | 26-27 | L | 69,143 |
| Nov. 19 | at Philadelphia | 31-13 | W | 69,232 |
| Nov. 26 | N.Y. GIANTS | 24-21 | W | 69,143 |
| Dec. 3 | INDIANAPOLIS | 20-17 | W | 69,143 |
| Dec. 10 | at Houston | 26-20* | W | 70,760 |
| Dec. 17 | JACKSONVILLE | 24-17 | W | 69,143 |
| Dec. 24 | at Buffalo | 30-29 | W | 54,765 |
| Dec. 31 | NEW ENGLAND | 23-40 | L | 69,143 |

| | TITANS | OPP |
|--------------------------|----------------|----------------|
| Total First Downs | 261 | 329 |
| Rushing | 105 | 121 |
| Passing | 133 | 181 |
| Penalty | 23 | 27 |
| 3rd Down: Made/Att | 67/205 | 90/221 |
| 3rd Down Pct. | 32.7 | 40.7 |
| 4th Down: Made/Att | 7/17 | 10/17 |
| 4th Down Pct. | 41.2 | 58.8 |
| Possession Avg. | 27:17 | 32:43 |
| Total Net Yards | 4810 | 5915 |
| Avg. Per Game | 300.6 | 369.7 |
| Total Plays | 945 | 1062 |
| Avg. Per Play | 5.1 | 5.6 |
| Net Yards Rushing | 2214 | 2313 |
| Avg. Per Game | 138.4 | 144.6 |
| Total Rushes | 469 | 506 |
| Avg. Per Play | 4.7 | 4.6 |
| Net Yards Passing | 2596 | 3602 |
| Avg. Per Game | 162.3 | 225.1 |
| Sacked/Yards Lost | 29/152 | 26/148 |
| Gross Yards | 2748 | 3750 |
| Att./Comp. | 447/226 | 530/335 |
| Completion Pct. | 50.6 | 63.2 |
| Had Intercepted | 19 | 17 |
| Punts/Average | 88/42.7 | 68/42.5 |
| Net Punting Avg. | 37.3 | 34.4 |
| Penalties/Yards | 94/803 | 102/906 |
| Fumbles/Ball Lost | 29/7 | 19/11 |
| Touchdowns | 36 | 46 |
| Rushing | 15 | 20 |
| Passing | 13 | 24 |
| Returns | 8 | 2 |

| BY PERIODS | 1 | 2 | 3 | 4 | OT | PTS |
|------------------|-----------|------------|-----------|------------|----------|------------|
| Titans | 52 | 87 | 81 | 98 | 6 | 324 |
| Opponents | 84 | 116 | 85 | 115 | 0 | 400 |

| SCORING | TD | RU | PA | RT | PAT | FG | S | TP |
|------------------|-----------|-----------|-----------|----------|--------------|--------------|----------|------------|
| Bironas | 0 | 0 | 0 | 0 | 32/32 | 22/28 | 0 | 98 |
| Henry | 7 | 7 | 0 | 0 | 0/0 | 0/0 | 0 | 44 |
| Young | 7 | 7 | 0 | 0 | 0/0 | 0/0 | 0 | 44 |
| A.Jones | 4 | 0 | 0 | 4 | 0/0 | 0/0 | 0 | 24 |
| B.Jones | 4 | 0 | 4 | 0 | 0/0 | 0/0 | 0 | 24 |
| Bennett | 3 | 0 | 3 | 0 | 0/0 | 0/0 | 0 | 20 |
| Scaife | 3 | 1 | 2 | 0 | 0/0 | 0/0 | 0 | 18 |
| Troupe | 2 | 0 | 2 | 0 | 0/0 | 0/0 | 0 | 12 |
| Wade | 2 | 0 | 2 | 0 | 0/0 | 0/0 | 0 | 12 |
| T.Brown | 1 | 0 | 0 | 1 | 0/0 | 0/0 | 0 | 6 |
| Bulluck | 1 | 0 | 0 | 1 | 0/0 | 0/0 | 0 | 6 |
| Hope | 1 | 0 | 0 | 1 | 0/0 | 0/0 | 0 | 6 |
| Finnegan | 1 | 0 | 0 | 1 | 0/0 | 0/0 | 0 | 6 |
| Titans | 36 | 15 | 13 | 8 | 32/32 | 22/28 | 2 | 324 |
| Opponents | 46 | 20 | 24 | 2 | 41/44 | 27/33 | 0 | 400 |

2-Pt Conversions: Bennett, Henry, Young,
Titans 3-3, Opponents 1-2

| RUSHING | No | Yds | Avg | Lg | TD |
|---------|-----|------|------|-----|----|
| Henry | 270 | 1211 | 4.5 | 70t | 7 |
| Young | 83 | 552 | 6.7 | 39t | 7 |
| White | 61 | 244 | 4.0 | 26 | 0 |
| C.Brown | 41 | 156 | 3.8 | 21 | 0 |
| Hall | 7 | 21 | 3.0 | 11 | 0 |
| Scaife | 1 | 13 | 13.0 | 13t | 1 |
| A.Jones | 2 | 8 | 4.0 | 7 | 0 |
| Roby | 1 | 3 | 3.0 | 3 | 0 |
| B.Jones | 1 | 3 | 3.0 | 3 | 0 |

| PASSING | Att | Cmp | Pct | Yards | Yds/Att | TD | Int | Lg | Sk/Yds | Rating |
|------------------|------------|------------|-------------|-------------|------------|-----------|-----------|------------|---------------|-------------|
| Young | 357 | 184 | 51.5 | 2199 | 6.2 | 12 | 13 | 53 | 25/129 | 66.7 |
| Collins | 90 | 42 | 46.7 | 549 | 6.1 | 1 | 6 | 36 | 4/23 | 42.3 |
| Titans | 447 | 226 | 50.6 | 2748 | 6.1 | 13 | 19 | 53 | 29/152 | 61.8 |
| Opponents | 530 | 335 | 63.2 | 3750 | 7.1 | 24 | 17 | 68t | 26/148 | 86.0 |

| | | | | | |
|------------------|------------|-------------|------------|------------|-----------|
| Givens | 1 | 3 | 3.0 | 3 | 0 |
| Nickey | 1 | 0 | 0.0 | 0 | 0 |
| Titans | 469 | 2214 | 4.7 | 70t | 15 |
| Opponents | 506 | 2313 | 4.6 | 73 | 20 |

| RECEIVING | No | Yds | Avg | Lg | TD |
|------------------|------------|-------------|-------------|------------|-----------|
| Bennett | 46 | 737 | 16.0 | 39 | 3 |
| Wade | 33 | 461 | 14.0 | 25 | 2 |
| Scaife | 29 | 370 | 12.8 | 34 | 2 |
| B.Jones | 27 | 384 | 14.2 | 53 | 4 |
| Henry | 18 | 78 | 4.3 | 12 | 0 |
| Hall | 15 | 138 | 9.2 | 28 | 0 |
| White | 14 | 60 | 4.3 | 13 | 0 |
| Troupe | 13 | 150 | 11.5 | 32 | 2 |
| R.Williams | 8 | 121 | 15.1 | 20 | 0 |
| Givens | 8 | 104 | 13.0 | 27 | 0 |
| Hartsock | 6 | 68 | 11.3 | 23 | 0 |
| A.Jones | 2 | 31 | 15.5 | 17 | 0 |
| Roby | 2 | 28 | 14.0 | 21 | 0 |
| Cramer | 2 | 8 | 4.0 | 6 | 0 |
| C.Brown | 2 | 4 | 2.0 | 4 | 0 |
| Wallace | 1 | 6 | 6.0 | 6 | 0 |
| Titans | 226 | 2748 | 12.2 | 53 | 13 |
| Opponents | 335 | 3750 | 11.2 | 68t | 24 |

| INTERCEPTIONS | No | Yds | Avg | Lg | TD |
|------------------|-----------|------------|-------------|------------|----------|
| Hope | 5 | 105 | 21.0 | 61t | 1 |
| A.Jones | 4 | 130 | 32.5 | 83t | 1 |
| Thompson | 3 | 14 | 4.7 | 11 | 0 |
| Hill | 2 | 20 | 10.0 | 11 | 0 |
| Sirmon | 1 | 13 | 13.0 | 13 | 0 |
| Bulluck | 1 | 0 | 0.0 | 0 | 0 |
| Tulloch | 1 | 0 | 0.0 | 0 | 0 |
| Titans | 17 | 282 | 16.6 | 83t | 2 |
| Opponents | 19 | 250 | 13.2 | 55t | 2 |

| PUNTING | No | Yds | Avg | Net | TB | In | Lg | B |
|------------------|-----------|-------------|-------------|-------------|-----------|-----------|-----------|----------|
| Henrich | 88 | 3760 | 42.7 | 37.3 | 10 | 32 | 73 | 0 |
| Titans | 88 | 3760 | 42.7 | 37.3 | 10 | 32 | 73 | 0 |
| Opponents | 68 | 2888 | 42.5 | 34.4 | 4 | 18 | 61 | 1 |

| PUNT RETURNS | No | FC | Yds | Avg | Lg | TD |
|------------------|-----------|-----------|------------|-------------|------------|----------|
| A.Jones | 34 | 3 | 440 | 12.9 | 90t | 3 |
| Wade | 3 | 3 | 27 | 9.0 | 18 | 0 |
| Titans | 37 | 6 | 467 | 12.6 | 90t | 3 |
| Opponents | 33 | 24 | 278 | 8.4 | 39 | 0 |

| KICKOFF RETURNS | No | Yds | Avg | Lg | TD |
|------------------|-----------|-------------|-------------|-----------|----------|
| Wade | 50 | 1194 | 23.9 | 48 | 0 |
| A.Jones | 20 | 521 | 26.1 | 70 | 0 |
| Scaife | 4 | 64 | 16.0 | 18 | 0 |
| Cramer | 3 | 37 | 12.3 | 21 | 0 |
| White | 1 | 14 | 14.0 | 14 | 0 |
| Hartsock | 1 | 5 | 5.0 | 5 | 0 |
| Titans | 79 | 1835 | 23.2 | 70 | 0 |
| Opponents | 58 | 1263 | 21.8 | 52 | 0 |

| FIELD GOALS | 1-19 | 20-29 | 30-39 | 40-49 | 50+ |
|------------------|------------|--------------|-------------|--------------|------------|
| Bironas | 0-0 | 10-11 | 7-7 | 4-8 | 1-2 |
| Titans | 0-0 | 10-11 | 7-7 | 4-8 | 1-2 |
| Opponents | 1-1 | 10-11 | 6-10 | 10-10 | 0-1 |

Bironas/Titans: () () (51N, 22G) (33G, 39G) (22G, 47G) (32G, 26G, 30G) () () (21G, 41N, 43B) (36G) (48N, 49G) (25G, 60G) (41G, 33G) (44N, 27G) (42G, 20G, 30G) (25G, 23N, 27G, 27G)
Opponents: (18G, 34N, 30N) (28G, 31G, 35G, 44G) (40G, 30N, 39G) (26N, 43G) () () (27G) (47G, 21G, 39G) (27G, 40G) (42G, 38G) () (53N, 20G) (49G, 46G) (43G) (21G, 36G, 45G, 21G, 24G) (28G, 26G, 33N)

SACKS
Vanden Bosch 6.5, LaBoy 3.5, Starks 3.0, Bulluck 2.5, Haynesworth 2.0, Finnegan 2.0, T.Brown 1.5, Mahelona 1.0, A.Jones 1.0, Bockwoldt 1.0, Odom 0.5, Smith 0.5, Sirmon 0.5, Tulloch 0.5
Titans 26.0, Opponents 29.0

TACKLES (Solo-Assists-Total)
Bulluck (107-54-161), Hope (99-29-128), Thornton (93-29-122), Vanden Bosch (67-51-118), Sirmon (67-38-105), Thompson (58-19-77), Smith (43-33-76), P.Jones (54-13-67), Hill (41-18-59), Haynesworth (34-25-59), Finnegan (47-10-57), LaBoy (31-26-57), Starks (36-20-56), T. Brown (33-18-51), Tulloch (23-14-37), Conover (12-9-21), Mahelona (12-9-21), Fuller (11-4-15), Odom (9-6-15), Bockwoldt (4-3-7), Scott (2-3-5), Woolfolk (4-0-4), Savage (2-2-4), Amato (2-1-3), Reynolds (2-0-2), Lowry (0-1-1)
Team Totals: 893-435-1328

USUAL STARTING LINEUP

OFFENSE
WR Brandon Jones (81)
LT Michael Roos (71)
LG Jacob Bell (60)
C Kevin Mawae (68)
RG Benji Olson (75)
RT David Stewart (76)
TE Bo Scaife (80)
WR Drew Bennett (83)
FB Ahmad Hall (45)
QB Vince Young (10)
RB Travis Henry (20)

DEFENSE
LE Kyle Vanden Bosch (93)
LT Robaire Smith (98)
RT Albert Haynesworth (92)
RE Travis LaBoy (91)
LLB David Thornton (50)
MLB Peter Sirmon (59)
RLB Keith Bulluck (53)
LCB Reynaldo Hill (21)
RCB Pacman Jones (32)
SS Chris Hope (24)
FS Lamont Thompson (28)

SPECIALISTS

K Rob Bironas (2)
P Craig Henrich (15)

Pro Bowl

All-Pro

GM: Floyd Reese; **Head Coach:** Jeff Fisher
Asst. Coaches: Norm Chow (off. coord.), Jim Schwartz (def. coord.), Dave McGinnis (Asst. head coach/LB), Sherman Smith (Asst. head coach/RB), Matt Burke (def. asst.), Chuck Cecil (S/nickel), Marty Galbraith (ST asst.), Craig Johnson (QB), Alan Lowry (ST), Mike Munchak (OL), Ray Sherman (WR), Jim Washburn (DL), Steve Watterson (strength & rehab.), Everett Withers (DB), John Zernhelt (TE)

AMERICAN FOOTBALL CONFERENCE STANDINGS

| AFC EAST | W | L | T | Pct |
|------------------|----------|----------|----------|-------------|
| New England | 12 | 4 | 0 | .750 |
| * N.Y. Jets | 10 | 6 | 0 | .625 |
| Buffalo | 7 | 9 | 0 | .438 |
| Miami | 6 | 10 | 0 | .375 |
| AFC NORTH | W | L | T | Pct |
| Baltimore | 13 | 3 | 0 | .812 |
| Cincinnati | 8 | 8 | 0 | .500 |
| Pittsburgh | 8 | 8 | 0 | .500 |
| Cleveland | 4 | 12 | 0 | .250 |
| AFC SOUTH | W | L | T | Pct |
| Indianapolis | 12 | 4 | 0 | .750 |
| Tennessee | 8 | 8 | 0 | .500 |
| Jacksonville | 8 | 8 | 0 | .500 |
| Houston | 6 | 10 | 0 | .375 |
| AFC WEST | W | L | T | Pct |
| San Diego | 14 | 2 | 0 | .875 |
| * Kansas City | 9 | 7 | 0 | .562 |
| Denver | 9 | 7 | 0 | .562 |
| Oakland | 2 | 14 | 0 | .125 |

NATIONAL FOOTBALL CONFERENCE STANDINGS

| NFC EAST | W | L | T | Pct |
|------------------|----------|----------|----------|------------|
| Philadelphia | 10 | 6 | 0 | .625 |
| * Dallas | 9 | 7 | 0 | .562 |
| * N.Y. Giants | 8 | 8 | 0 | .500 |
| Washington | 5 | 11 | 0 | .312 |
| NFC NORTH | W | L | T | Pct |
| Chicago | 13 | 3 | 0 | .812 |
| Green Bay | 8 | 8 | 0 | .500 |
| Minnesota | 6 | 10 | 0 | .375 |
| Detroit | 3 | 13 | 0 | .188 |
| NFC SOUTH | W | L | T | Pct |
| New Orleans | 10 | 6 | 0 | .625 |
| Carolina | 8 | 8 | 0 | .500 |
| Atlanta | 7 | 9 | 0 | .438 |
| Tampa Bay | 4 | 12 | 0 | .250 |
| NFC WEST | W | L | T | Pct |
| Seattle | 9 | 7 | 0 | .562 |
| St. Louis | 8 | 8 | 0 | .500 |
| San Francisco | 7 | 9 | 0 | .438 |
| Arizona | 5 | 11 | 0 | .312 |

* Wild Card for Playoffs

2005 SEASON (4-12 REGULAR SEASON, 0-0 PLAYOFFS) • 3RD PLACE AFC SOUTH

| DATE | OPPONENT | SCORE | W/L | ATT |
|---------|-----------------|-------|-----|--------|
| Sep. 11 | at Pittsburgh | 7-34 | L | 62,931 |
| Sep. 18 | BALTIMORE | 25-10 | W | 69,149 |
| Sep. 25 | at St. Louis | 27-31 | L | 65,835 |
| Oct. 2 | INDIANAPOLIS | 10-31 | L | 69,149 |
| Oct. 9 | at Houston | 34-20 | W | 70,430 |
| Oct. 16 | CINCINNATI | 23-31 | L | 69,149 |
| Oct. 23 | at Arizona | 10-20 | L | 39,482 |
| Oct. 30 | OAKLAND | 25-34 | L | 69,149 |
| Nov. 6 | at Cleveland | 14-20 | L | 72,594 |
| Nov. 13 | BYE | | | |
| Nov. 20 | JACKSONVILLE | 28-31 | L | 69,149 |
| Nov. 27 | SAN FRANCISCO | 33-22 | W | 69,149 |
| Dec. 4 | at Indianapolis | 3-35 | L | 57,228 |
| Dec. 11 | HOUSTON | 13-10 | W | 69,149 |
| Dec. 18 | SEATTLE | 24-28 | L | 69,149 |
| Dec. 24 | at Miami | 10-24 | L | 72,001 |
| Jan. 1 | at Jacksonville | 13-40 | L | 65,485 |

* Overtime

| | TITANS | OPP |
|--------------------------|-----------------|----------------|
| Total First Downs | 279 | 294 |
| Rushing | 72 | 89 |
| Passing | 191 | 180 |
| Penalty | 16 | 25 |
| 3rd Down: Made/Att | 75/218 | 71/200 |
| 3rd Down Pct. | 34.4 | 35.5 |
| 4th Down: Made/Att | 9/31 | 7/11 |
| 4th Down Pct. | 29.0 | 63.6 |
| Possession Avg. | 31:13 | 28:47 |
| Total Net Yards | 5122 | 5110 |
| Avg. Per Game | 320.1 | 319.4 |
| Total Plays | 1022 | 960 |
| Avg. Per Play | 5.0 | 5.3 |
| Net Yards Rushing | 1525 | 1894 |
| Avg. Per Game | 95.3 | 118.4 |
| Total Rushes | 397 | 449 |
| Avg. Per Play | 3.8 | 4.2 |
| Net Yards Passing | 3597 | 3216 |
| Avg. Per Game | 224.8 | 201.0 |
| Sacked/Yards Lost | 31/200 | 41/246 |
| Gross Yards | 3797 | 3462 |
| Att./Comp. | 594/358 | 470/296 |
| Completion Pct. | 60.3 | 63.0 |
| Had Intercepted | 14 | 9 |
| Punts/Average | 78/43.2 | 85/44.1 |
| Net Punting Avg. | 78/37.8 | 85/37.5 |
| Penalties/Yards | 125/1002 | 95/718 |
| Fumbles/Ball Lost | 27/12 | 20/11 |
| Touchdowns | 33 | 51 |
| Rushing | 8 | 12 |
| Passing | 20 | 33 |
| Returns | 5 | 6 |

| BY PERIODS | 1 | 2 | 3 | 4 | OT | PTS |
|------------------|-----------|------------|------------|------------|----------|------------|
| Titans | 50 | 88 | 83 | 78 | 0 | 299 |
| Opponents | 79 | 132 | 108 | 102 | 0 | 421 |

| SCORING | TD | RU | PA | RT | PAT | FG | S | TP |
|------------------|-----------|-----------|-----------|----------|--------------|--------------|----------|------------|
| Bironas | 0 | 0 | 0 | 0 | 30/32 | 23/29 | 0 | 99 |
| Brown | 7 | 5 | 2 | 0 | 0 | 0 | 0 | 42 |
| Bennett | 4 | 0 | 4 | 0 | 0 | 0 | 0 | 24 |
| Troupe | 4 | 0 | 4 | 0 | 0 | 0 | 0 | 24 |
| B. Jones | 2 | 0 | 2 | 0 | 0 | 0 | 0 | 12 |
| Kinney | 2 | 0 | 2 | 0 | 0 | 0 | 0 | 12 |
| Odom | 2 | 0 | 0 | 2 | 0 | 0 | 0 | 12 |
| Payton | 2 | 2 | 0 | 0 | 0 | 0 | 0 | 12 |
| Scaife | 2 | 0 | 2 | 0 | 0 | 0 | 0 | 12 |
| R. Williams | 2 | 0 | 2 | 0 | 0 | 0 | 0 | 12 |
| Fleming | 1 | 0 | 1 | 0 | 0 | 0 | 0 | 6 |
| Hill | 1 | 0 | 0 | 1 | 0 | 0 | 0 | 6 |
| P. Jones | 1 | 0 | 0 | 1 | 0 | 0 | 0 | 6 |
| Kassell | 1 | 0 | 0 | 1 | 0 | 0 | 0 | 6 |
| McNair | 1 | 1 | 0 | 0 | 0 | 0 | 0 | 6 |
| Roby | 1 | 0 | 1 | 0 | 0 | 0 | 0 | 6 |
| Wade LG | 1 | 0 | 0 | 1 | 0 | 0 | 0 | 6 |
| Reynolds | 0 | 0 | 0 | 0 | 0 | 0 | 1 | 2 |
| Titans | 33 | 8 | 20 | 5 | 30/32 | 23/29 | 1 | 299 |
| Opponents | 51 | 12 | 33 | 6 | 48/49 | 21/27 | 0 | 421 |

2-pt Conversions: Titans 0-1, Opponents 2-2

| RUSHING | No | Yds | Avg | Lg | TD |
|---------|-----|-----|-----|-----|----|
| Brown | 224 | 851 | 3.8 | 38t | 5 |
| Henry | 88 | 335 | 3.8 | 29 | 0 |
| McNair | 32 | 139 | 4.3 | 19 | 1 |
| Payton | 33 | 105 | 3.2 | 15 | 2 |
| Mauck | 7 | 39 | 5.6 | 12 | 0 |
| Nash | 6 | 32 | 5.3 | 8 | 0 |

| PASSING | Att | Cmp | Pct | Yards | Yds/Att | TD | Int | Lg | Sk/Yds | Rating |
|------------------|------------|------------|-------------|-------------|-------------|-----------|-----------|------------|---------------|--------------|
| McNair | 476 | 292 | 61.3 | 3161 | 6.64 | 16 | 11 | 57 | 20/134 | 82.4 |
| Volek | 88 | 50 | 56.8 | 474 | 5.39 | 4 | 2 | 55t | 9/45 | 77.6 |
| Mauck | 27 | 15 | 55.6 | 136 | 5.04 | 0 | 1 | 17 | 1/8 | 53.9 |
| Hentrich | 2 | 1 | 50.0 | 26 | 13.0 | 0 | 0 | 26 | 0/0 | 95.8 |
| Bennett | 1 | 0 | 0.0 | 0 | 0.0 | 0 | 0 | 0 | 0/0 | 39.6 |
| P. Jones | 0 | 0 | --- | 0 | --- | 0 | 0 | --- | 1/13 | --- |
| Titans | 594 | 358 | 60.3 | 3797 | 6.39 | 20 | 14 | 57 | 31/200 | 80.3 |
| Opponents | 470 | 296 | 63.0 | 3462 | 7.37 | 33 | 9 | 63t | 41/246 | 100.7 |

| | | | | | |
|------------------|------------|-------------|------------|------------|-----------|
| Roby | 2 | 16 | 8.0 | 11 | 0 |
| Bennett | 1 | 3 | 3.0 | 3 | 0 |
| Volek | 1 | 3 | 3.0 | 3 | 0 |
| B. Jones | 1 | 1 | 1.0 | 1 | 0 |
| Wade LG | 1 | 1 | 1.0 | 1 | 0 |
| Wade TM | 1 | 1 | 1.0 | 1 | 0 |
| Hentrich | 1 | 0 | 0.0 | 0 | 0 |
| Titans | 397 | 1525 | 3.8 | 38t | 8 |
| Opponents | 449 | 1894 | 4.2 | 52 | 12 |

| RECEIVING | No | Yds | Avg | Lg | TD |
|------------------|------------|-------------|-------------|------------|-----------|
| Bennett | 58 | 738 | 12.7 | 55t | 4 |
| Kinney | 55 | 543 | 9.9 | 27 | 2 |
| Troupe | 55 | 530 | 9.6 | 35 | 4 |
| Scaife | 37 | 273 | 7.4 | 19 | 2 |
| Brown | 25 | 327 | 13.1 | 57 | 2 |
| B. Jones | 23 | 299 | 13.0 | 38t | 2 |
| Calico | 22 | 191 | 8.7 | 18 | 0 |
| R. Williams | 21 | 299 | 14.2 | 50t | 2 |
| Roby | 21 | 289 | 13.8 | 32 | 1 |
| Wade LG | 14 | 120 | 8.6 | 17 | 0 |
| Wade TM | 4 | 40 | 10.0 | 15 | 0 |
| Henry | 13 | 117 | 9.0 | 42 | 0 |
| Fleming | 10 | 69 | 6.9 | 18 | 1 |
| Payton | 6 | 30 | 5.0 | 9 | 0 |
| Nash | 3 | 14 | 4.7 | 7 | 0 |
| Guenther | 2 | 13 | 6.5 | 8 | 0 |
| Nickey | 1 | 26 | 26.0 | 26 | 0 |
| Small | 1 | 6 | 6.0 | 6 | 0 |
| Roots | 1 | -7 | -7.0 | -7 | 0 |
| Titans | 358 | 3797 | 10.6 | 57 | 20 |
| Opponents | 296 | 3462 | 11.7 | 63t | 33 |

| INTERCEPTIONS | No | Yds | Avg | Lg | TD |
|------------------|-----------|------------|-------------|------------|----------|
| Hill | 3 | 88 | 29.3 | 52t | 1 |
| Bulluck | 2 | 16 | 8.0 | 16 | 0 |
| Kassell | 1 | 21 | 21.0 | 21t | 1 |
| Woolfolk | 1 | 3 | 3.0 | 3 | 0 |
| T. Williams | 1 | 1 | 1.0 | 1 | 0 |
| Thompson | 1 | 0 | 0.0 | 0 | 0 |
| Titans | 9 | 129 | 14.3 | 52t | 2 |
| Opponents | 14 | 293 | 20.9 | 85t | 4 |

| PUNTING | No | Yds | Avg | Net TB | In | Lg | B |
|------------------|-----------|-------------|-------------|-------------|-----------|-----------|-----------|
| Hentrich | 78 | 3371 | 43.2 | 37.8 | 14 | 21 | 59 |
| Titans | 78 | 3371 | 43.2 | 37.8 | 14 | 21 | 59 |
| Opponents | 85 | 3746 | 44.1 | 37.5 | 7 | 16 | 74 |

| PUNT RETURNS | No | FC | Yds | Avg | Lg | TD |
|------------------|-----------|-----------|------------|------------|------------|----------|
| Wade LG | 33 | 9 | 317 | 9.6 | 73t | 1 |
| P. Jones | 29 | 8 | 272 | 9.4 | 52t | 1 |
| Thurman TM | 9 | 5 | 31 | 3.4 | 11 | 0 |
| B. Jones | 5 | 0 | 75 | 15.0 | 32 | 0 |
| Thompson | 1 | 0 | 31 | 31.0 | 31 | 0 |
| Ta. Williams | 1 | 0 | 9 | 9.0 | 9 | 0 |
| Titans | 45 | 13 | 418 | 9.3 | 52t | 1 |
| Opponents | 32 | 20 | 144 | 4.5 | 15 | 0 |

| KICKOFF RETURNS | No | Yds | Avg | Lg | TD |
|------------------|-----------|-------------|-------------|-----------|----------|
| P. Jones | 43 | 1127 | 26.2 | 85 | 0 |
| Roby | 22 | 495 | 22.5 | 59 | 0 |
| Payton | 2 | 24 | 12.0 | 24 | 0 |
| Thurman TM | 2 | 42 | 21.0 | 25 | 0 |
| Fleming | 1 | 9 | 9.0 | 9 | 0 |
| Titans | 70 | 1697 | 24.2 | 85 | 0 |
| Opponents | 57 | 1290 | 22.6 | 50 | 0 |

| FIELD GOALS | 1-19 | 20-29 | 30-39 | 40-49 | 50+ |
|------------------|------------|--------------|-------------|------------|------------|
| Bironas | 0/0 | 10/10 | 6/7 | 5/7 | 2/5 |
| Titans | 0/0 | 10/10 | 6/7 | 5/7 | 2/5 |
| Opponents | 1/1 | 6/6 | 9/14 | 5/5 | 0/1 |

Bironas/Titans: (47N) (39G, 29G, 47G) (41G, 39G) (34G, 38N) (52G, 58N, 49G) (24G, 29G, 47G) (53G) (39G, 24G) (50N) () (35G, 41G, 21G, 22G) (51N, 24G) (46N, 23G, 21G) (38G) (24G) ()

Opponents: (44G, 27G) (30G) (46G) (20G) (32G, 38G, 43G, 47G) (52N, 21G) (33G, 24G) (22G, 32G) (37G, 19G, 39N) (31G) (34N) () (30G, 37B, 31N) (36B) (25G) (46G, 38G)

SACKS
 Vanden Bosch 12.5, LaBoy 6.5, Bulluck 5, Long 3.5, Haynesworth 3, Starks 3, Sirmon 2.5, Odom 2, Schobel 1, Thompson 1, Clauss 0.5, Waddell 0.5
Titans 41, Opponents 31

TACKLES (Solo-Assists-Total)
 Bulluck (106-44-150), Vanden Bosch (55-45-100), Sirmon (56-33-89), Kassell (56-33-89), Haynesworth (52-33-85), T. Williams

(65-18-83), Thompson (63-15-78), Starks (40-38-78), LaBoy (36-28-64), P. Jones (43-10-53), Woolfolk (42-10-52), Odom (28-22-50), Long (30-19-49), Hill (40-6-46), Clauss (13-17-30), Boiman (13-15-28), Waddell (13-4-17), Reynolds (9-5-14), Schobel (7-4-11), Beckham (9-1-10), Sandy (1-1-2), Spencer (1-0-1), Nickey (1-0-1), Gardner (0-0-0), Fuller (0-0-0)

Team Totals: 779-401-1180

USUAL STARTING LINEUP

OFFENSE

| | |
|-----------|-----------------------------------|
| WR | Drew Bennett (83) |
| LT | Brad Hopkins (72) |
| LG | Zach Piller (69) |
| C | Justin Hartwig (77) |
| RG | Benji Olson (75) |
| RT | Michael Roos (71) |
| TE | Erron Kinney (88) |
| WR | Brandon Jones (81) |
| FB/TE | Troy Fleming (44)/Ben Troupe (84) |
| QB | Steve McNair (9) |
| RB | Chris Brown (29) |

DEFENSE

| | |
|-----------|-------------------------------|
| LE | Kyle Vanden Bosch (93) |
| LT | Randy Starks (90) |
| RT | Albert Haynesworth (92) |
| RE | Antwan Odom (98) |
| LLB | Peter Sirmon (59) |
| MLB | Brad Kassell (55) |
| RLB | Keith Bulluck (53) |
| LCB | Reynaldo Hill (21) |
| RCB | Pacman Jones (32) |
| SS | Tank Williams (25) |
| FS | Lamont Thompson (28) |

SPECIALISTS

| | |
|---|-------------|
| K | Rob Bironas |
|---|-------------|

2022 SEASON (II-5 REGULAR SEASON, I-1 PLAYOFFS) • 1ST PLACE AFC SOUTH

| DATE | OPPONENT | SCORE | W/L | ATT |
|---------|-----------------|--------|-----|--------|
| Sep. 8 | PHILADELPHIA | 27-24 | W | 68,804 |
| Sep. 15 | at Dallas | 13-21 | L | 62,527 |
| Sep. 22 | CLEVELAND | 28-31* | L | 68,804 |
| Sep. 29 | at Oakland | 25-52 | L | 58,719 |
| Oct. 6 | WASHINGTON | 14-31 | L | 68,804 |
| Oct. 13 | JACKSONVILLE | 23-14 | W | 68,804 |
| Oct. 20 | BYE | | | |
| Oct. 27 | at Cincinnati | 30-24 | W | 52,822 |
| Nov. 3 | at Indianapolis | 23-15 | W | 56,752 |
| Nov. 10 | HOUSTON | 17-10 | W | 68,804 |
| Nov. 17 | PITTSBURGH | 31-23 | W | 68,804 |
| Nov. 24 | at Baltimore | 12-13 | L | 69,365 |
| Dec. 1 | at N.Y. Giants | 32-29* | W | 78,640 |
| Dec. 8 | INDIANAPOLIS | 27-17 | W | 68,804 |
| Dec. 16 | NEW ENGLAND | 24-7 | W | 68,809 |
| Dec. 22 | at Jacksonville | 28-10 | W | 51,033 |
| Dec. 29 | at Houston | 13-3 | W | 70,694 |
| Jan. 11 | PITTSBURGH | 34-31* | W | 68,809 |
| Jan. 19 | at Oakland | 24-41 | L | 62,544 |

* Overtime

| | TITANS | OPP |
|--------------------------|----------------|----------------|
| Total First Downs | 312 | 297 |
| Rushing | 112 | 75 |
| Passing | 182 | 197 |
| Penalty | 18 | 25 |
| 3rd Down: Made/Att | 94/216 | 76/202 |
| 3rd Down Pct. | 43.5 | 37.6 |
| 4th Down: Made/Att | 9/16 | 9/18 |
| 4th Down Pct. | 56.3 | 50.0 |
| Possession Avg. | 32:47 | 27:13 |
| Total Net Yards | 5272 | 4964 |
| Avg. Per Game | 329.5 | 310.3 |
| Total Plays | 1032 | 974 |
| Avg. Per Play | 5.1 | 5.1 |
| Net Yards Rushing | 1952 | 1424 |
| Avg. Per Game | 122.0 | 89.0 |
| Total Rushes | 511 | 372 |
| Avg. Per Play | 3.8 | 3.8 |
| Net Yards Passing | 3320 | 3540 |
| Avg. Per Game | 207.5 | 221.3 |
| Sacked/Yards Lost | 21/121 | 40/213 |
| Gross Yards | 3441 | 3753 |
| Att./Comp. | 500/306 | 562/339 |
| Completion Pct. | 61.2 | 60.3 |
| Had Intercepted | 15 | 18 |
| Punts/Average | 66/41.3 | 77/41.6 |
| Net Punting Avg. | 66/33.9 | 77/36.2 |
| Penalties/Yards | 112/891 | 99/853 |
| Fumbles/Ball Lost | 20/10 | 22/11 |
| Touchdowns | 42 | 40 |
| Rushing | 16 | 7 |
| Passing | 22 | 27 |
| Returns | 4 | 6 |

| BY PERIODS | 1 | 2 | 3 | 4 | OT | PTS |
|------------|----|-----|----|-----|----|-----|
| Titans | 76 | 127 | 67 | 94 | 3 | 367 |
| Opponents | 72 | 71 | 68 | 110 | 3 | 324 |

| SCORING | TD | RU | PA | RT | PAT | FG | S | TP |
|------------------|-----------|-----------|-----------|----------|--------------|--------------|----------|------------|
| Nedney | 0 | 0 | 0 | 0 | 36/36 | 25/31 | 0 | 111 |
| George | 14 | 12 | 2 | 0 | 0 | 0 | 0 | 86 |
| Mason | 5 | 0 | 5 | 0 | 0 | 0 | 0 | 30 |
| K. Dyson | 4 | 0 | 4 | 0 | 0 | 0 | 0 | 24 |
| Simon | 4 | 1 | 3 | 0 | 0 | 0 | 0 | 24 |
| McNair | 3 | 3 | 0 | 0 | 0 | 0 | 0 | 20 |
| Bennett | 2 | 0 | 2 | 0 | 0 | 0 | 0 | 12 |
| McCareins | 2 | 0 | 2 | 0 | 0 | 0 | 0 | 12 |
| Wycheck | 2 | 0 | 2 | 0 | 0 | 0 | 0 | 12 |
| Bulluck | 1 | 0 | 0 | 1 | 0 | 0 | 0 | 6 |
| Coady | 1 | 0 | 0 | 1 | 0 | 0 | 0 | 6 |
| A. Dyson | 1 | 0 | 0 | 1 | 0 | 0 | 0 | 6 |
| Green | 1 | 0 | 1 | 0 | 0 | 0 | 0 | 6 |
| Meier | 1 | 0 | 1 | 0 | 0 | 0 | 0 | 6 |
| Simon | 1 | 0 | 0 | 1 | 0 | 0 | 0 | 6 |
| Titans | 42 | 16 | 22 | 4 | 36/36 | 25/31 | 0 | 367 |
| Opponents | 40 | 7 | 27 | 6 | 36/36 | 14/21 | 0 | 324 |

2-Pt Conversions: George, McNair, Titans 2-6, Opponents 3-4

| RUSHING | No | Yds | Avg | Lg | TD |
|-----------|-----|------|-----|----|----|
| George | 343 | 1165 | 3.4 | 35 | 12 |
| McNair | 82 | 440 | 5.4 | 26 | 3 |
| Holcombe | 47 | 242 | 5.1 | 39 | 0 |
| Green | 21 | 71 | 3.4 | 12 | 0 |
| McCareins | 2 | 18 | 9.0 | 16 | 0 |
| Simon | 9 | 18 | 2.0 | 13 | 1 |
| Hentrich | 1 | 5 | 5.0 | 5 | 0 |

| PASSING | Att | Cmp | Pct | Yards | Yds/Att | TD | Int | Lg | Sk/Yds | Rating |
|------------------|------------|------------|-------------|-------------|-------------|-----------|-----------|-----------|---------------|-------------|
| McNair | 492 | 301 | 61.2 | 3387 | 6.88 | 22 | 15 | 55 | 21/121 | 84.0 |
| O'Donnell | 5 | 3 | 60.0 | 24 | 4.80 | 0 | 0 | 0 | 0/0 | 72.1 |
| Wycheck | 2 | 1 | 50.0 | 13 | 6.50 | 0 | 0 | 13 | 0/0 | 70.8 |
| Hentrich | 1 | 1 | 100.0 | 17 | 17.0 | 0 | 0 | 17 | 0/0 | 118.8 |
| Titans | 500 | 306 | 61.2 | 3441 | 6.88 | 22 | 15 | 55 | 21/121 | 83.9 |
| Opponents | 562 | 339 | 60.3 | 3753 | 6.68 | 27 | 18 | 75 | 40/213 | 82.8 |

| | | | | | |
|------------------|------------|-------------|------------|-----------|-----------|
| Comella | 1 | 0 | 0.0 | 0 | 0 |
| O'Donnell | 3 | -3 | -1.0 | -1 | 0 |
| K. Dyson | 2 | -4 | -2.0 | 5 | 0 |
| Titans | 511 | 1952 | 3.8 | 39 | 16 |
| Opponents | 372 | 1424 | 3.8 | 42 | 7 |

| RECEIVING | No | Yds | Avg | Lg | TD |
|------------------|------------|-------------|-------------|-----------|-----------|
| Mason | 79 | 1012 | 12.8 | 40 | 5 |
| K. Dyson | 41 | 460 | 11.2 | 40 | 4 |
| Wycheck | 40 | 346 | 8.7 | 19 | 2 |
| George | 36 | 255 | 7.1 | 14t | 2 |
| Bennett | 33 | 478 | 14.5 | 53 | 2 |
| McCareins | 19 | 301 | 15.8 | 55 | 2 |
| Simon | 16 | 167 | 10.4 | 42t | 3 |
| Kinney | 13 | 173 | 13.3 | 31 | 0 |
| Holcombe | 10 | 91 | 9.1 | 18 | 0 |
| Comella | 10 | 70 | 7.0 | 17 | 0 |
| Green | 7 | 57 | 8.1 | 21 | 1 |
| Meier | 1 | 17 | 17.0 | 17t | 1 |
| Berlin | 1 | 14 | 14.0 | 14 | 0 |
| Titans | 306 | 3441 | 11.2 | 55 | 22 |
| Opponents | 339 | 3753 | 11.1 | 75 | 27 |

| INTERCEPTIONS | No | Yds | Avg | Lg | TD |
|------------------|-----------|------------|-------------|------------|----------|
| Schulters | 6 | 56 | 9.3 | 28 | 0 |
| Simon | 3 | 88 | 29.3 | 32t | 1 |
| A. Dyson | 3 | 27 | 9.0 | 16t | 1 |
| Rolle | 2 | 0 | 0.0 | 0 | 0 |
| Coady | 1 | 24 | 24.0 | 24t | 1 |
| Bulluck | 1 | 5 | 5.0 | 5 | 0 |
| Williams | 1 | 0 | 0.0 | 0 | 0 |
| Mitchell | 1 | -2 | -2.0 | -2 | 0 |
| Titans | 18 | 198 | 11.0 | 32t | 3 |
| Opponents | 15 | 179 | 11.9 | 82t | 2 |

| PUNTING | No | Yds | Avg | Net | TB | In | Lg | B |
|------------------|-----------|-------------|-------------|-------------|-----------|-----------|-----------|----------|
| Hentrich | 65 | 2725 | 41.9 | 33.9 | 5 | 28 | 56 | 1 |
| Titans | 66 | 2725 | 41.3 | 33.9 | 5 | 28 | 56 | 1 |
| Opponents | 77 | 3202 | 41.6 | 36.2 | 10 | 22 | 61 | 1 |

| PUNT RETURNS | No | FC | Yds | Avg | Lg | TD |
|------------------|-----------|-----------|------------|-------------|------------|----------|
| Simon | 13 | 6 | 113 | 8.7 | 30 | 0 |
| Mason | 9 | 12 | 60 | 6.7 | 21 | 0 |
| McCareins | 6 | 4 | 44 | 7.3 | 16 | 0 |
| Titans | 28 | 22 | 217 | 7.8 | 30 | 0 |
| Opponents | 28 | 19 | 390 | 13.9 | 83t | 3 |

| KICKOFF RETURNS | No | Yds | Avg | Lg | TD |
|------------------|-----------|-------------|-------------|-----------|----------|
| Simon | 20 | 371 | 18.6 | 29 | 0 |
| Berlin | 13 | 260 | 20.0 | 32 | 0 |
| McCareins | 13 | 300 | 23.1 | 48 | 0 |
| Kinney | 3 | 41 | 13.7 | 25 | 0 |
| Green | 1 | 10 | 10.0 | 10 | 0 |
| Titans | 50 | 982 | 19.6 | 48 | 0 |
| Opponents | 74 | 1482 | 20.0 | 54 | 0 |

| FIELD GOALS | 1-19 | 20-29 | 30-39 | 40-49 | 50+ |
|------------------|------------|------------|--------------|------------|------------|
| Nedney | 0/0 | 9/9 | 10/12 | 5/8 | 1/2 |
| Titans | 0/0 | 9/9 | 10/12 | 5/8 | 1/2 |
| Opponents | 1/2 | 3/3 | 5/7 | 4/6 | 1/3 |

Nedney: (33G, 47G) (37G, 53G) () () () (40G, 26G, 33G, 32N) (33G, 28G, 46G) (28G, 34G, 39G) (49N, 24G) (39N, 43G) (32G, 37G, 40G, 21G) (54N, 38G) (35G, 29G) (45N, 28G) (46N) (28G, 26G)

Opponents: (30G) () (52N, 33G) (28G) (31G) () (44G) (46N) (51G) (31N, 37N) (26G, 43G) (38G, 36G, 19G) (44G, 44N) () (24G) (50N, 19N, 42G)

SACKS
Carter 10.0, C. Hall 8.0, Ford 3.5, Smith 2.5, Kearse 2.0, Schulters 2.0, Simon 2.0, Thornton 2.0, Williams 2.0, Bulluck 1.0, A. Dyson 1.0, Godfrey 1.0, Haynesworth 1.0, J. Thomas 1.0
Titans 40.0, Opponents 21.0

TACKLES (Solo-Assists-Total)
Bulluck (116-64-180), Simon (83-47-130), Schulters (75-19-94), Smith (41-32-73), Carter (42-29-71), Hall (43-27-70), Williams (55-14-69), A. Dyson (54-7-61), Haynesworth (31-24-55), Mitchell (40-11-51), Ford (24-21-45), Rolle (37-7-44), Godfrey (27-17-44), Thornton (21-23-44), Chamberlin (14-13-27), Echols (13-6-19), Thomas (11-5-16), Calmus (9-4-13), Aldridge (8-5-13), Coady (10-2-12), Kearse (6-5-11), Morris (7-2-9), Boiman (1-5-6), Beckham (1-0-1), Kassell (0-1-1)
Team Totals: 769-390-1159

USUAL STARTING LINEUP

OFFENSE

WR Derrick Mason (85)
TE/FB Erron Kinney (88)/Greg Comella (33)
LT Brad Hopkins (72)
LG Zach Piller (69)
C Gennaro DiNapoli (64)
RG Benji Olson (75)
RT Fred Miller (71)
TE Frank Wycheck (89)
WR Kevin Dyson (87)
QB Steve McNair (9)
RB Eddie George (27)

DEFENSE

LE Kevin Carter (93)
LT John Thornton (78)
RT Henry Ford (92)
RE Carlos Hall (97)
LLB Peter Sirmon (59)
MLB Randall Godfrey (56)
RLB Keith Bulluck (53)
LCB Andre Dyson (22)
RCB Samari Rolle (21)
SS Tank Williams (25)
FS Lance Schulters (31)

SPECIALISTS

K Joe Nedney (6)
P Craig Hentrich (15)

Pro Bowl

All-Pro

GM: Floyd Reese; **Head Coach:** Jeff Fisher

Asst. Coaches: Mike Heimerdinger (off. coord.), Jim Schwartz (def. coord.), George Henshaw (asst. head coach/off.), Gunther Cunningham (asst. head coach defense/LB), Chuck Cecil (def. asst.), Ned James (off. asst.), Craig Johnson (QB), Alan Lowry (ST), Mike Munchak (OL), Sherman Smith (RB), Steve Walters (WR), Jim Washburn (DL), Steve Watterson (strength & rehab.), Everett Withers (DB)

AMERICAN FOOTBALL CONFERENCE STANDINGS

| AFC EAST | W | L | T | Pct |
|------------------|-----------|----------|----------|-------------|
| N.Y. Jets | 9 | 7 | 0 | .562 |
| New England | 9 | 7 | 0 | .562 |
| Miami | 9 | 7 | 0 | .562 |
| Buffalo | 8 | 8 | 0 | .500 |
| AFC NORTH | W | L | T | Pct |
| Pittsburgh | 10 | 5 | 1 | .656 |
| * Cleveland | 9 | 7 | 0 | .562 |
| Baltimore | 7 | 9 | 0 | .438 |
| Cincinnati | 2 | 14 | 0 | .125 |
| AFC SOUTH | W | L | T | Pct |
| Tennessee | 11 | 5 | 0 | .688 |
| * Indianapolis | 10 | 6 | 0 | .625 |
| Jacksonville | 6 | 10 | 0 | .375 |
| Houston | 4 | 12 | 0 | .250 |
| AFC WEST | W | L | T | Pct |
| Oakland | 11 | 5 | 0 | .688 |
| Denver | 9 | 7 | 0 | .562 |
| San Diego | 8 | 8 | 0 | .500 |
| Kansas City | 8 | 8 | 0 | .500 |

2001 SEASON (7-9 REGULAR SEASON, 0-0 PLAYOFFS) • 3RD PLACE AFC CENTRAL (TIED)

| DATE | OPPONENT | SCORE | W/L | ATT |
|---------|-----------------|--------|-----|--------|
| Sep. 9 | MIAMI | 23-31 | L | 68,798 |
| Sep. 23 | at Jacksonville | 6-13 | L | 65,994 |
| Sep. 30 | BYE | | | |
| Oct. 7 | at Baltimore | 7-26 | L | 69,494 |
| Oct. 14 | TAMPA BAY | 31-28* | W | 68,798 |
| Oct. 21 | at Detroit | 27-24 | W | 76,940 |
| Oct. 29 | at Pittsburgh | 7-34 | L | 63,763 |
| Nov. 4 | JACKSONVILLE | 28-24 | W | 68,798 |
| Nov. 12 | BALTIMORE | 10-16 | L | 68,798 |
| Nov. 18 | at Cincinnati | 20-7 | W | 63,865 |
| Nov. 25 | PITTSBURGH | 24-34 | L | 68,801 |
| Dec. 2 | at Cleveland | 31-15 | W | 72,818 |
| Dec. 9 | at Minnesota | 24-42 | L | 64,271 |
| Dec. 16 | GREEN BAY | 26-20 | W | 68,804 |
| Dec. 22 | at Oakland | 13-10 | W | 61,934 |
| Dec. 30 | CLEVELAND | 38-41 | L | 68,798 |
| Jan. 6 | CINCINNATI | 21-23 | L | 68,798 |

* Overtime

| | TITANS | OPP |
|--------------------------|-----------------|----------------|
| Total First Downs | 288 | 300 |
| Rushing | 87 | 79 |
| Passing | 179 | 192 |
| Penalty | 22 | 29 |
| 3rd Down: Made/Att | 98/233 | 74/212 |
| 3rd Down Pct. | 42.1 | 34.9 |
| 4th Down: Made/Att | 2/15 | 7/14 |
| 4th Down Pct. | 13.3 | 50.0 |
| Possession Avg. | 31:29 | 28:31 |
| Total Net Yards | 5352 | 5515 |
| Avg. Per Game | 334.5 | 344.7 |
| Total Plays | 1026 | 996 |
| Avg. Per Play | 5.2 | 5.5 |
| Net Yards Rushing | 1794 | 1431 |
| Avg. Per Game | 112.1 | 89.4 |
| Total Rushes | 468 | 405 |
| Avg. Per Play | 3.8 | 3.5 |
| Net Yards Passing | 3558 | 4084 |
| Avg. Per Game | 222.4 | 255.3 |
| Sacked/Yards Lost | 43/309 | 32/175 |
| Gross Yards | 3867 | 4259 |
| Att./Comp. | 515/307 | 559/328 |
| Completion Pct. | 59.6 | 58.7 |
| Had Intercepted | 17 | 13 |
| Punts/Average | 85/42.0 | 82/41.3 |
| Net Punting Avg. | 85/37.0 | 82/35.7 |
| Penalties/Yards | 119/1025 | 88/832 |
| Fumbles/Ball Lost | 18/11 | 21/11 |
| Touchdowns | 39 | 46 |
| Rushing | 12 | 17 |
| Passing | 23 | 27 |
| Returns | 4 | 2 |

| BY PERIODS | 1 | 2 | 3 | 4 | OT | PTS |
|------------------|-----------|------------|-----------|------------|----------|------------|
| Titans | 84 | 73 | 90 | 86 | 3 | 336 |
| Opponents | 61 | 127 | 74 | 126 | 0 | 388 |

| SCORING | TD | RU | PA | RT | PAT | FG | S | TP |
|------------------|-----------|-----------|-----------|----------|--------------|--------------|----------|------------|
| Nedney | 0 | 0 | 0 | 0 | 34/35 | 20/28 | 0 | 94 |
| Mason | 10 | 0 | 9 | 1 | | | 0 | 62 |
| K. Dyson | 7 | 0 | 7 | 0 | | | 0 | 44 |
| George | 5 | 5 | 0 | 0 | | | 0 | 30 |
| McNair | 5 | 5 | 0 | 0 | | | 0 | 30 |
| Wycheck | 4 | 0 | 4 | 0 | | | 0 | 24 |
| Green | 2 | 1 | 1 | 0 | | | 0 | 12 |
| Mitchell | 2 | 0 | 0 | 2 | | | 0 | 12 |
| Bennett | 1 | 0 | 1 | 0 | | | 0 | 8 |
| Hicks | 1 | 1 | 0 | 0 | | | 0 | 6 |
| Kinney | 1 | 0 | 1 | 0 | | | 0 | 6 |
| Myers | 1 | 0 | 0 | 1 | | | 0 | 6 |
| Fisk | 0 | 0 | 0 | 0 | | | 1 | 2 |
| Titans | 38 | 12 | 23 | 4 | 34/35 | 20/28 | 1 | 336 |
| Opponents | 46 | 17 | 27 | 2 | 44/44 | 22/29 | 0 | 388 |

2-Pt Conversions: Mason, K. Dyson, Bennett, Titans 3-4, Opponents 1-2

| RUSHING | No | Yds | Avg | Lg | TD |
|------------------|------------|-------------|------------|------------|-----------|
| George | 315 | 939 | 3.0 | 27 | 5 |
| McNair | 75 | 414 | 5.5 | 24 | 5 |
| Hicks | 56 | 341 | 6.1 | 51 | 1 |
| Green | 15 | 71 | 4.7 | 21 | 1 |
| O'Donnell | 6 | 28 | 4.7 | 15 | 0 |
| Wycheck | 1 | 1 | 1.0 | 1 | 0 |
| Titans | 468 | 1794 | 3.8 | 51 | 12 |
| Opponents | 405 | 1431 | 3.5 | 48t | 17 |

| PASSING | Att | Cmp | Pct | Yards | Yds/Att | TD | Int | Lg | Sk/Yds | Rating |
|------------------|------------|------------|-------------|-------------|-------------|-----------|-----------|------------|---------------|-------------|
| McNair | 431 | 264 | 61.3 | 3350 | 7.77 | 21 | 12 | 71t | 37/251 | 90.2 |
| O'Donnell | 76 | 42 | 55.3 | 496 | 6.53 | 2 | 2 | 35t | 6/58 | 73.1 |
| Volek | 3 | 0 | 0.0 | 0 | 0.00 | 0 | 0 | 0 | 0/0 | 39.6 |
| Green | 2 | 0 | 0.0 | 0 | 0.00 | 0 | 2 | 0 | 0/0 | 0.0 |
| Hentrich | 2 | 0 | 0.0 | 0 | 0.00 | 0 | 1 | 0 | 0/0 | 0.0 |
| Wycheck | 1 | 1 | 100.0 | 21 | 21.00 | 0 | 0 | 21 | 0/0 | 118.8 |
| Titans | 515 | 307 | 59.6 | 3867 | 7.51 | 23 | 17 | 71t | 43/309 | 84.2 |
| Opponents | 559 | 328 | 58.7 | 4259 | 7.62 | 27 | 13 | 78 | 32/175 | 89.1 |

| RECEIVING | No | Yds | Avg | Lg | TD |
|------------------|------------|-------------|-------------|------------|-----------|
| Mason | 73 | 1128 | 15.5 | 71t | 9 |
| Wycheck | 60 | 672 | 11.2 | 30 | 4 |
| K. Dyson | 54 | 825 | 15.3 | 68t | 7 |
| George | 37 | 279 | 7.5 | 25 | 0 |
| Kinney | 25 | 263 | 10.5 | 24 | 1 |
| Bennett | 24 | 329 | 13.7 | 50 | 1 |
| Green | 12 | 64 | 5.3 | 10 | 1 |
| Sanders | 5 | 74 | 14.8 | 22 | 0 |
| Hicks | 5 | 22 | 4.4 | 9 | 0 |
| McCareins | 3 | 88 | 29.3 | 36 | 0 |
| Meier | 3 | 31 | 10.3 | 18 | 0 |
| Natkin | 2 | 42 | 21.0 | 27 | 0 |
| Berlin | 2 | 28 | 14.0 | 19 | 0 |
| Coleman | 1 | 19 | 19.0 | 19 | 0 |
| Ours | 1 | 3 | 3.0 | 3 | 0 |
| Titans | 307 | 3867 | 12.6 | 71t | 23 |
| Opponents | 328 | 4259 | 13.0 | 78 | 27 |

| INTERCEPTIONS | No | Yds | Avg | Lg | TD |
|------------------|-----------|------------|------------|------------|----------|
| A. Dyson | 3 | 36 | 12.0 | 36 | 0 |
| Rolle | 3 | 3 | 1.0 | 3 | 0 |
| Bulluck | 2 | 21 | 10.5 | 21 | 0 |
| Robinson | 2 | 13 | 6.5 | 13 | 0 |
| Godfrey | 1 | 5 | 5.0 | 5 | 0 |
| Booker | 1 | 0 | 0.0 | 0 | 0 |
| Favors | 1 | 0 | 0.0 | 0 | 0 |
| Titans | 13 | 78 | 6.0 | 36 | 0 |
| Opponents | 17 | 163 | 9.6 | 45t | 2 |

| PUNTING | No | Yds | Avg | Net | TB | In | Lg | B |
|------------------|-----------|-------------|-------------|-------------|----------|-----------|-----------|----------|
| Hentrich | 85 | 3567 | 42.0 | 37.0 | 8 | 28 | 70 | 0 |
| Titans | 85 | 3567 | 42.0 | 37.0 | 8 | 28 | 70 | 0 |
| Opponents | 82 | 3388 | 41.3 | 35.7 | 9 | 25 | 58 | 1 |

| PUNT RETURNS | No | FC | Yds | Avg | Lg | TD |
|------------------|-----------|-----------|------------|------------|-----------|----------|
| Mason | 20 | 19 | 128 | 6.4 | 20 | 0 |
| J. Walker | 14 | 4 | 125 | 8.9 | 36 | 0 |
| McCareins | 2 | 0 | 29 | 14.5 | 18 | 0 |
| Titans | 36 | 23 | 282 | 7.8 | 36 | 0 |
| Opponents | 36 | 20 | 264 | 7.3 | 31 | 0 |

| KICKOFF RETURNS | No | Yds | Avg | Lg | TD |
|------------------|-----------|-------------|-------------|-------------|----------|
| Mason | 34 | 748 | 22.0 | 101t | 1 |
| Berlin | 13 | 253 | 19.5 | 32 | 0 |
| Coleman | 11 | 251 | 22.8 | 34 | 0 |
| McCareins | 4 | 70 | 17.5 | 21 | 0 |
| J. Walker | 3 | 33 | 11.0 | 19 | 0 |
| Green | 2 | 20 | 10.0 | 12 | 0 |
| Bennett | 1 | 11 | 11.0 | 11 | 0 |
| Kinney | 1 | 13 | 13.0 | 13 | 0 |
| Long | 1 | 10 | 10.0 | 10 | 0 |
| Rolle | 1 | 3 | 3.0 | 3 | 0 |
| Titans | 71 | 1413 | 19.9 | 101t | 1 |
| Opponents | 57 | 1418 | 24.9 | 81 | 0 |

| FIELD GOALS | 1-19 | 20-29 | 30-39 | 40-49 | 50+ |
|------------------|------------|------------|--------------|-------------|------------|
| Nedney | 0/0 | 6/6 | 5/5 | 8/15 | 1/2 |
| Titans | 0/0 | 6/6 | 5/5 | 8/15 | 1/2 |
| Opponents | 0/0 | 4/4 | 15/17 | 2/7 | 1/1 |

Nedney: (51G) (47N, 22G, 43G) (46N) (44G, 45G, 47N, 49G) (38G, 4G, 30G, 46G) (48N) (51N, 46G) (48N, 27G) (41G, 37G) (49G) (29G) (37G) (44N, 24G) (22G, 21G) (31G) () ()
Opponents: (37G) (35G, 37N, 39G) (26G, 25G) () (40B, 23G) (48N, 42G, 27G) (38G) (31G, 33G, 30G) () (39G, 47N, 37G) () () (33G, 54G) (40N, 35G, 33N, 42N) (30G, 44G) (30G, 33G, 34G)

SACKS
 Kearse 10.0, Evans 5.5, Fisk 2.5, Carter 2.0, Rolle 2.0, Smith 2.0, Favors 1.5, Morris 1.5, Bulluck 1.0, Chamberlin 1.0, Ford 1.0, Godfrey 1.0, Robinson 1.0
Titans 32.0, Opponents 43.0

TACKLES (Solo-Assists-Total)
 Godfrey (79-32-111), Robinson (58-43-101) Phenix (63-24-87), Evans (53-24-77), Fisk (38-30-68), Kearse (39-25-64), Bulluck (35-29-64), Carter (39-22-61), Favors (34-27-61), A. Dyson (52-6-58), Rolle (52-4-56), Morris (34-12-46), Ford (24-20-44), Jenkins (12-3-15), Porter (26-5-31), Bishop (22-5-27), Mitchell (22-3-25), Salave'a (6-12-18), J. Walker (8-9-17), Smith (8-8-16), Chamberlin (12-3-15), Booker (6-2-8), Myers (2-2-4), Thomas (2-1-3), Green (1-0-1)
Team Totals: 751-352-1103

USUAL STARTING LINEUP

OFFENSE
 WR Derrick Mason (85)
 TE/FB Erron Kinney (88)
 LT Brad Hopkins (72)
 LG Zach Piller (69)
C Bruce Matthews (74)
 RG Benji Olson (75)
 RT Fred Miller (71)
 TE Frank Wycheck (89)
 WR Kevin Dyson (87)
 QB Steve McNair (9)
 RB Eddie George (27)

DEFENSE
 LE Kevin Carter (93)
 LT Josh Evans (91)
 RT Jason Fisk (97)
RE Jevon Kearse (90)
 LLB Greg Favors (51)
 MLB Randall Godfrey (56)
 RLB Eddie Robinson (55)
 LCB Andre Dyson (22)
 RCB Samari Rolle (21)
 SS Aric Morris (28)
 FS Perry Phenix (35)

SPECIALISTS
 K Joe Nedney (6)
 P Craig Hentrich (15)

Pro Bowl
 All-Pro

GM: Floyd Reese; **Head Coach:** Jeff Fisher
Asst. Coaches: Mike Heimerdinger (off. coord.), Jim Schwartz (def. coord.), George Henshaw (asst. head coach/off.), Gunther Cunningham (asst. head coach defense/LB), Chuck Cecil (def. asst.), Craig Johnson (off. asst.), Alan Lowry (ST), Mike Munchak (OL), Sherman Smith (RB), Steve Walters (WR), Jim Washburn (DL), Steve Watterson (strength & rehab.), Everett Withers (DB)

AMERICAN FOOTBALL CONFERENCE STANDINGS

| AFC EAST | W | L | T | Pct |
|------------------|----------|----------|----------|-------------|
| New England | 11 | 5 | 0 | .688 |
| * Miami | 11 | 5 | 0 | .688 |
| * N.Y. Jets | 10 | 6 | 0 | .625 |
| Indianapolis | 6 | 10 | 0 | .375 |
| Buffalo | 3 | 13 | 0 | .188 |
| AFC CENTRAL | W | L | T | Pct |
| Pittsburgh | 13 | 3 | 0 | .812 |
| * Baltimore | 10 | 6 | 0 | .625 |
| Cleveland | 7 | 9 | 0 | .438 |
| Tennessee | 7 | 9 | 0 | .438 |
| Jacksonville | 6 | 10 | 0 | .375 |
| Cincinnati | 6 | 10 | 0 | .375 |
| AFC WEST | W | L | T | Pct |
| Oakland | 10 | 6 | 0 | .625 |
| Seattle | 9 | 7 | 0 | .562 |
| Denver | 8 | 8 | 0 | .500 |
| Kansas City | 6 | 10 | 0 | .375 |
| San Diego | 5 | 11 | 0 | .312 |

NATIONAL FOOTBALL CONFERENCE STANDINGS

| NFC EAST | W | L | T | Pct |
|--------------|----|---|---|------|
| Philadelphia | 11 | 5 | 0 | .688 |
| | | | | |

1999 SEASON (13-3 REGULAR SEASON, 3-1 PLAYOFFS) • 2ND PLACE AFC CENTRAL

| DATE | OPPONENT | SCORE | W/L | ATT |
|---------|------------------|-------|-----|--------|
| Sep. 12 | CINCINNATI | 36-35 | W | 65,272 |
| Sep. 19 | CLEVELAND | 26-9 | W | 65,904 |
| Sep. 26 | at Jacksonville | 20-19 | W | 61,502 |
| Oct. 3 | at San Francisco | 22-24 | L | 67,447 |
| Oct. 10 | BALTIMORE | 14-11 | W | 65,486 |
| Oct. 17 | at New Orleans | 24-21 | W | 51,875 |
| Oct. 24 | BYE | | | |
| Oct. 31 | ST. LOUIS | 24-21 | W | 66,415 |
| Nov. 7 | at Miami | 0-17 | L | 74,109 |
| Nov. 14 | at Cincinnati | 24-14 | W | 46,017 |
| Nov. 21 | PITTSBURGH | 16-10 | W | 66,619 |
| Nov. 28 | at Cleveland | 33-21 | W | 72,008 |
| Dec. 5 | at Baltimore | 14-41 | L | 67,854 |
| Dec. 9 | OAKLAND | 21-14 | W | 66,357 |
| Dec. 19 | ATLANTA | 30-17 | W | 66,196 |
| Dec. 26 | JACKSONVILLE | 41-14 | W | 66,641 |
| Jan. 2 | at Pittsburgh | 47-36 | W | 48,025 |
| Jan. 8 | BUFFALO | 22-16 | W | 66,782 |
| Jan. 16 | at Indianapolis | 19-16 | W | 57,097 |
| Jan. 23 | at Jacksonville | 33-14 | W | 75,206 |
| Jan. 30 | ST. LOUIS | 16-23 | L | 72,625 |

* Overtime

| | TITANS | OPP |
|--------------------------|-----------------|-----------------|
| Total First Downs | 294 | 300 |
| Rushing | 109 | 81 |
| Passing | 167 | 193 |
| Penalty | 18 | 26 |
| 3rd Down: Made/Att | 83/217 | 70/200 |
| 3rd Down Pct. | 38.2 | 35.0 |
| 4th Down: Made/Att | 7/12 | 4/14 |
| 4th Down Pct. | 58.3 | 28.6 |
| Possession Avg. | 31:30 | 28:30 |
| Total Net Yards | 5296 | 5245 |
| Avg. Per Game | 331.0 | 327.8 |
| Total Plays | 1011 | 994 |
| Avg. Per Play | 5.2 | 5.3 |
| Net Yards Rushing | 1811 | 1550 |
| Avg. Per Game | 113.2 | 96.9 |
| Total Rushes | 459 | 383 |
| Net Yards Passing | 3485 | 3695 |
| Avg. Per Game | 217.8 | 230.9 |
| Sacked/Yards Lost | 25/137 | 54/305 |
| Gross Yards | 3622 | 4000 |
| Att./Comp. | 527/304 | 557/312 |
| Completion Pct. | 57.7 | 56.0 |
| Had Intercepted | 13 | 16 |
| Punts/Average | 90/42.5 | 80/42.9 |
| Net Punting Avg. | 90/38.1 | 80/37.2 |
| Penalties/Yards | 114/1069 | 128/1010 |
| Fumbles/Ball Lost | 17/9 | 39/24 |
| Touchdowns | 46 | 39 |
| Rushing | 19 | 8 |
| Passing | 23 | 26 |
| Returns | 4 | 5 |

| BY PERIODS | 1 | 2 | 3 | 4 | OT | PTS |
|------------------|------------|-----------|------------|-----------|----------|------------|
| Titans | 113 | 97 | 85 | 97 | 0 | 392 |
| Opponents | 44 | 93 | 103 | 84 | 0 | 324 |

| SCORING | TD | RU | PA | RT | PAT | FG | S | TP |
|------------------|-----------|-----------|-----------|----------|--------------|--------------|----------|------------|
| Del Greco | 0 | 0 | 0 | 0 | 43/43 | 21/25 | 0 | 106 |
| E. George | 13 | 9 | 4 | 0 | 0 | 0 | 0 | 78 |
| McNair | 8 | 8 | 0 | 0 | 0 | 0 | 0 | 48 |
| Dyson | 4 | 0 | 4 | 0 | 0 | 0 | 0 | 24 |
| Thigpen | 4 | 0 | 4 | 0 | 0 | 0 | 0 | 24 |
| Neal | 3 | 1 | 2 | 0 | 0 | 0 | 0 | 18 |
| Roan | 3 | 0 | 3 | 0 | 0 | 0 | 0 | 18 |
| Byrd | 2 | 0 | 2 | 0 | 0 | 0 | 0 | 12 |
| Wycheck | 2 | 0 | 2 | 0 | 0 | 0 | 0 | 12 |
| Harris | 1 | 0 | 1 | 0 | 0 | 0 | 0 | 8 |
| Kearse | 1 | 0 | 0 | 1 | 0 | 0 | 0 | 6 |
| Mason | 1 | 0 | 0 | 1 | 0 | 0 | 0 | 6 |
| Mitchell | 1 | 0 | 0 | 1 | 0 | 0 | 0 | 6 |
| Sanders | 1 | 0 | 1 | 0 | 0 | 0 | 0 | 6 |
| Thomas | 1 | 1 | 0 | 0 | 0 | 0 | 0 | 6 |
| Walker | 1 | 0 | 0 | 1 | 0 | 0 | 0 | 6 |
| Thornton | 0 | 0 | 0 | 0 | 1 | 2 | 0 | 2 |
| Titans | 46 | 19 | 23 | 4 | 43/43 | 21/25 | 4 | 392 |
| Opponents | 39 | 8 | 26 | 5 | 33/33 | 15/22 | 2 | 324 |

2-Pt Conversions: Harris, Titans 1-3, Opponents 4-6

| RUSHING | No | Yds | Avg | Lg | TD |
|-----------|-----|------|-----|----|----|
| E. George | 320 | 1304 | 4.1 | 40 | 9 |
| McNair | 72 | 337 | 4.7 | 38 | 8 |
| Thomas | 43 | 164 | 3.8 | 22 | 1 |
| Dyson | 1 | 3 | 3.0 | 3 | 0 |
| Hentrich | 2 | 1 | 0.5 | 1 | 0 |

| PASSING | Att | Cmp | Pct | Yards | Yds/Att | TD | Int | Lg | Sk/Yds | Rating |
|------------------|------------|------------|-------------|-------------|-------------|-----------|-----------|------------|---------------|-------------|
| McNair | 331 | 187 | 56.5 | 2179 | 6.58 | 12 | 8 | 65t | 16/74 | 78.6 |
| O'Donnell | 195 | 116 | 59.5 | 1382 | 7.09 | 10 | 5 | 54t | 9/63 | 87.6 |
| Wycheck | 1 | 1 | 100.0 | 61 | 61.00 | 1 | 0 | 61t | 0/0 | 158.3 |
| Titans | 527 | 304 | 57.7 | 3622 | 6.87 | 23 | 13 | 65t | 25/137 | 83.1 |
| Opponents | 557 | 312 | 56.0 | 4000 | 7.18 | 26 | 16 | 78t | 54/305 | 82.3 |

| | | | | | |
|------------------|------------|-------------|------------|-----------|-----------|
| Neal | 2 | 1 | 0.5 | 1t | 1 |
| O'Donnell | 19 | 1 | 0.1 | 4 | 0 |
| Titans | 459 | 1811 | 3.9 | 40 | 19 |
| Opponents | 383 | 1550 | 4.0 | 72 | 8 |

| RECEIVING | No | Yds | Avg | Lg | TD |
|------------------|------------|-------------|-------------|------------|-----------|
| Wycheck | 69 | 641 | 9.3 | 35 | 2 |
| Dyson | 54 | 658 | 12.2 | 47t | 4 |
| E. George | 47 | 458 | 9.7 | 54t | 4 |
| Thigpen | 38 | 648 | 17.1 | 35 | 4 |
| Harris | 26 | 297 | 11.4 | 62t | 1 |
| Sanders | 20 | 336 | 16.8 | 48t | 1 |
| Byrd | 14 | 261 | 18.6 | 65t | 2 |
| Roan | 9 | 93 | 10.3 | 24t | 3 |
| Thomas | 9 | 72 | 8.0 | 26 | 0 |
| Mason | 8 | 89 | 11.1 | 31 | 0 |
| Neal | 7 | 27 | 3.9 | 8 | 2 |
| Kent | 3 | 42 | 14.0 | 25 | 0 |
| Titans | 304 | 3622 | 11.9 | 65t | 23 |
| Opponents | 312 | 4000 | 12.8 | 78t | 26 |

| INTERCEPTIONS | No | Yds | Avg | Lg | TD |
|------------------|-----------|------------|-------------|------------|----------|
| Rolle | 4 | 65 | 16.3 | 30 | 0 |
| Sidney | 3 | 12 | 4.0 | 7 | 0 |
| Holmes | 2 | 17 | 8.5 | 19 | 0 |
| Dorsett | 1 | 43 | 43.0 | 43 | 0 |
| Mitchell | 1 | 42 | 42.0 | 42t | 1 |
| Bowden | 1 | 29 | 29.0 | 29 | 0 |
| Walker | 1 | 27 | 27.0 | 27 | 0 |
| Fisk | 1 | 17 | 17.0 | 17 | 0 |
| Robertson | 1 | 3 | 3.0 | 3 | 0 |
| Jackson | 1 | 2 | 2.0 | 2 | 0 |
| Titans | 16 | 257 | 16.1 | 43 | 1 |
| Opponents | 13 | 227 | 17.5 | 47t | 2 |

| PUNTING | No | Yds | Avg | Net | TB | In | Lg | B |
|------------------|-----------|-------------|-------------|-------------|----------|-----------|-----------|----------|
| Hentrich | 90 | 3824 | 42.5 | 38.1 | 3 | 35 | 78 | 0 |
| Titans | 90 | 3824 | 42.5 | 38.1 | 3 | 35 | 78 | 0 |
| Opponents | 80 | 3435 | 42.9 | 37.2 | 5 | 25 | 72 | 2 |

| PUNT RETURNS | No | FC | Yds | Avg | Lg | TD |
|------------------|-----------|-----------|------------|------------|------------|----------|
| Mason | 26 | 15 | 225 | 8.7 | 65t | 1 |
| Preston TM | 8 | 2 | 59 | 7.4 | 12 | 0 |
| Byrd | 2 | 0 | 8 | 4.0 | 8 | 0 |
| S. George | 1 | 0 | 18 | 18.0 | 18 | 0 |
| Rolle | 1 | 0 | 23 | 23.0 | 23 | 0 |
| Sidney | 1 | 0 | 4 | 4.0 | 4 | 0 |
| Thigpen | 1 | 0 | 21 | 21.0 | 21 | 0 |
| Titans | 40 | 17 | 358 | 9.0 | 65t | 1 |
| Opponents | 45 | 22 | 335 | 7.4 | 32 | 0 |

| KICKOFF RETURNS | No | Yds | Avg | Lg | TD |
|------------------|-----------|-------------|-------------|------------|----------|
| Mason | 41 | 805 | 19.6 | 41 | 0 |
| Preston TM | 5 | 119 | 23.8 | 29 | 0 |
| S. George | 4 | 63 | 15.8 | 22 | 0 |
| Byrd | 2 | 16 | 8.0 | 9 | 0 |
| Kent | 2 | 24 | 12.0 | 13 | 0 |
| Neal | 2 | 15 | 7.5 | 14 | 0 |
| Titans | 56 | 1042 | 18.6 | 41 | 0 |
| Opponents | 76 | 1596 | 21.0 | 99t | 2 |

| FIELD GOALS | 1-19 | 20-29 | 30-39 | 40-49 | 50+ |
|------------------|------------|------------|------------|------------|------------|
| Del Greco | 1/1 | 8/8 | 7/9 | 4/6 | 1/1 |
| Titans | 1/1 | 8/8 | 7/9 | 4/6 | 1/1 |
| Opponents | 0/0 | 4/4 | 4/7 | 6/9 | 1/2 |

Del Greco: (50G, 33G) (35G, 44N) (44G, 48G) (21G, 22G, 28G) () (42N, 19G) (27G) (33N) (26G) () (27G, 31G, 37N) (39G, 33G) () (38G, 27G, 43N) (30G, 20G) (42G)
Opponents: (33G, 38G) (41G) (42G) (39G) (44G, 46G, 50G) (24G, 42G) (54N, 38N) (43N, 46G) (32N) (44N, 24G) () (21G, 27G) (32N, 45N) (32G) () ()

SACKS
 Kearse 14.5, Robinson 6.0, Ford 5.5, Thornton 4.5, Fisk 4.0, Holmes 4.0, Bowden 3.5, Evans 3.5, Rolle 3.0, Bishop 2.5, Jones 1.0, Frederick 0.5, Jackson 0.5, Robertson 0.5, Wortham 0.5
Titans 54.0, Opponents 25.0

TACKLES (Solo-Assists-Total)
 Bishop (80-33-113), Robinson (84-49-113), Robertson (64-28-92), Kearse (59-26-85), Bowden (54-27-81), Wortham (50-31-81), Fisk (41-39-80), Rolle (57-13-70), Walker (47-9-56), Evans (26-28-54), Ford (26-15-41), Phenix (32-7-39), Sidney (34-5-39), Holmes (20-18-38), Thornton (23-10-33), Killens (13-12-25), Jackson (18-4-22), Colman (12-9-21), Jones (12-7-19), Dorsett (10-1-11), Frederick (2-8-10), Salave'a (4-6-10), Mitchell (6-1-7), McCullough (3-0-3)
Team Totals: 760-383-1143

USUAL STARTING LINEUP

OFFENSE
 WR Kevin Dyson (87)
 LT Brad Hopkins (72)
LG Bruce Matthews (74)
 C Kevin Long (60)
 RG Benji Olson (75)
 RT Jon Runyan (69)
TE Frank Wycheck (89)
 WR Yancey Thigpen (82)
 QB Steve McNair (9)
RB Eddie George (27)
 FB Lorenzo Neal (41)

DEFENSE
LE Jevon Kearse (90)
 LT Josh Evans (91)
 RT Jason Fisk (97)
 RE Kenny Holmes (99)
 LLB Eddie Robinson (55)
 MLB Barron Wortham (80)
 RLB Joe Bowden (58)
 LCB Denard Walker (25)
 RCB Samari Rolle (21)
 SS Blaine Bishop (23)
 FS Marcus Robertson (31)

SPECIALISTS
 K Al Del Greco (3)
 P Craig Hentrich (15)

Pro Bowl
 All-Pro

GM: Floyd Reese; **Head Coach:** Jeff Fisher
Asst. Coaches: George Henshaw (asst. head coach/run game), Les Steckel (off. coord.), Gregg Williams (def. coord.), Bart Andrus (QB), O'Neill Gilbert (LB), Jerry Gray (DB), Alan Lowry (ST), Mike Munchak (OL), Jim Schwartz (def. asst.), Sherman Smith (RB), Steve Walters (WR), Jim Washburn (DL), Steve Watterson (strength & rehab.)

AMERICAN FOOTBALL CONFERENCE STANDINGS

| AFC EAST | W | L | T | Pct |
|--------------|----|----|---|------|
| Indianapolis | 13 | 3 | 0 | .813 |
| * Buffalo | 11 | 5 | 0 | .688 |
| * Miami | 9 | 7 | 0 | .563 |
| N.Y. Jets | 8 | 8 | 0 | .500 |
| New England | 8 | 8 | 0 | .500 |
| AFC CENTRAL | W | L | T | Pct |
| Jacksonville | 14 | 2 | 0 | .875 |
| * Tennessee | 13 | 3 | 0 | .813 |
| Baltimore | 8 | 8 | 0 | .500 |
| Pittsburgh | 6 | 10 | 0 | .375 |
| Cincinnati | 4 | 12 | 0 | .250 |
| Cleveland | 2 | 14 | 0 | .125 |
| AFC WEST | W | L | T | Pct |
| Seattle | 9 | 7 | 0 | .563 |
| Kansas City | 9 | 7 | 0 | .563 |
| Oakland | 8 | 8 | 0 | .500 |
| San Diego | 8 | 8 | 0 | .500 |
| Denver | 6 | 10 | 0 | .375 |

NATIONAL FOOTBALL CONFERENCE STANDINGS

| NFC EAST | W | L | T | Pct |
|---------------|----|----|---|------|
| Washington | 10 | 6 | 0 | .625 |
| * Dallas | 8 | 8 | 0 | .500 |
| N.Y. Giants | 7 | 9 | 0 | .438 |
| Arizona | 6 | 10 | 0 | .375 |
| Philadelphia | 5 | 11 | 0 | .313 |
| NFC CENTRAL | W | L | T | Pct |
| Tampa Bay | 11 | 5 | 0 | .688 |
| * Minnesota | 10 | 6 | 0 | .625 |
| * Detroit | 8 | 8 | 0 | .500 |
| Green Bay | 8 | 8 | 0 | .500 |
| Chicago | 6 | 10 | 0 | .375 |
| NFC WEST | W | L | T | Pct |
| St. Louis | 13 | 3 | 0 | .813 |
| Carolina | 8 | 8 | 0 | .500 |
| Atlanta | 5 | 11 | 0 | .313 |
| San Francisco | 4 | 12 | 0 | .250 |
| New Orleans | 3 | 13 | 0 | .188 |

* Wild Card for Playoffs

TITANS VS. THE NFL

All-time regular season and playoff records versus 31 current NFL opponents

| OPPONENT | FIRST MEETING | REGULAR SEASON | | | POSTSEASON | | | COMBINED | | | STREAK | LAST TIME |
|-----------------------|---------------|--------------------|---------------------|---------|------------|------|-------|----------|---------|---------|--------|-----------------------------|
| | | HOME | AWAY | TOTAL | HOME | AWAY | TOTAL | HOME | AWAY | TOTAL | | |
| Arizona Cardinals | 1970 | 2-5-0 | 2-3-0 | 4-8-0 | 0-0 | 0-0 | 0-0 | 2-5-0 | 2-3-0 | 4-8-0 | L3 | 9/12/21 at Ten, L 13-38 |
| Atlanta Falcons | 1972 | 6-2-0 | 3-5-0 | 9-7-0 | 0-0 | 0-0 | 0-0 | 6-2-0 | 3-5-0 | 9-7-0 | W2 | 10/29/23 at Ten, W 28-23 |
| Baltimore Ravens | 1996 | 6-6-0 [^] | 5-5-0 | 11-11-0 | 0-3 | 2-0 | 2-3 | 6-9-0 | 7-5-0 | 13-14-0 | L2 | 10/15/23 at Ten, L 16-24 |
| Buffalo Bills | 1960 | 15-8-0 | 14-10-0 | 29-18-0 | 1-0 | 0-2 | 1-2 | 16-8-0 | 14-12-0 | 30-20-0 | L1 | 9/19/22 at Buf, L 7-41 |
| Carolina Panthers | 1996 | 2-2-0 | 2-1-0 | 4-3-0 | 0-0 | 0-0 | 0-0 | 2-2-0 | 2-1-0 | 4-3-0 | W1 | 11/26/23 at Ten, W 17-10 |
| Chicago Bears | 1973 | 3-4-0 | 4-2-0 | 7-6-0 | 0-0 | 0-0 | 0-0 | 3-4-0 | 4-2-0 | 7-6-0 | W2 | 11/8/20 at Ten, W 24-17 |
| Cincinnati Bengals | 1968 | 24-14-1 | 17-21-0 | 41-35-1 | 0-1 | 0-1 | 0-2 | 24-15-1 | 17-22-0 | 41-37-1 | W1 | 10/1/23 at Ten, W 27-3 |
| Cleveland Browns | 1970 | 14-20-0 | 17-17-0 | 31-37-0 | 0-0 | 1-0 | 1-0 | 14-20-0 | 18-17-0 | 32-37-0 | L2 | 9/24/23 at Cle, L 3-27 |
| Dallas Cowboys | 1970 | 2-6-0 | 5-3-0 | 7-9-0 | 0-0 | 0-0 | 0-0 | 2-6-0 | 5-3-0 | 7-9-0 | L1 | 12/29/22 at Ten, L 13-27 |
| Denver Broncos | 1960 | 16-6-0 | 8-10-1 | 24-16-1 | 1-0 | 0-2 | 1-2 | 17-6-0 | 8-12-1 | 25-18-1 | W2 | 11/13/22 at Ten, W 17-10 |
| Detroit Lions | 1971 | 6-2-0 | 4-1-0 | 10-3-0 | 0-0 | 0-0 | 0-0 | 6-2-0 | 4-1-0 | 10-3-0 | W6 | 12/20/20 at Ten, W 46-25 |
| Green Bay Packers | 1972 | 3-3-0 | 5-3-0 | 8-6-0 | 0-0 | 0-0 | 0-0 | 3-3-0 | 5-3-0 | 8-6-0 | W1 | 11/17/22 at GB, W 27-17 |
| Houston Texans | 2002 | 12-9-0 | 11-10-0 | 23-19-0 | 0-0 | 0-0 | 0-0 | 12-9-0 | 11-10-0 | 23-19-0 | L1 | 12/24/22 at Ten, L 14-19 |
| Indianapolis Colts | 1970 | 10-16-0 | 11-20-0 | 21-36-0 | 0-0 | 1-0 | 1-0 | 10-16-0 | 12-20-0 | 22-36-0 | L1 | 10/8/23 at Ind, L 16-23 |
| Jacksonville Jaguars | 1995 | 18-10-0 | 15-14-0 | 33-24-0 | 0-0 | 1-0 | 1-0 | 18-10-0 | 16-14-0 | 34-24-0 | L3 | 11/19/23 at Jax, L 14-34 |
| Kansas City Chiefs | 1960 | 14-10-0 | 10-18-0 | 24-28-0 | 0-2 | 1-1 | 1-3 | 14-12-0 | 11-19-0 | 25-31-0 | L1 | 11/6/22 at KC, L 17-20 (OT) |
| Las Vegas Raiders | 1960 | 15-14-0 | 7-12-0 | 22-26-0 | 0-0 | 0-4 | 0-4 | 15-14-0 | 7-16-0 | 22-30-0 | W2 | 9/25/22 at Ten, W 24-22 |
| Los Angeles Chargers | 1960 | 13-9-0 | 3-19-1 [^] | 16-27-1 | 1-0 | 2-1 | 3-1 | 14-9-0 | 5-20-1 | 19-28-1 | W1 | 9/17/23 at Ten, W 27-24 |
| Los Angeles Rams | 1973 | 3-4-0 | 3-3-0 | 6-7-0 | 0-0 | 0-0 | 0-1* | 3-4-0 | 3-3-0 | 6-8-0* | W1 | 11/7/21 at LAR, W 28-16 |
| Miami Dolphins | 1966 | 9-8-0 | 8-13-0 | 17-21-0 | 0-0 | 1-0 | 1-0 | 9-8-0 | 9-13-0 | 18-21-0 | W1 | 1/2/22 at Ten, W 34-3 |
| Minnesota Vikings | 1974 | 3-2-0 | 2-7-0 | 5-9-0 | 0-0 | 0-0 | 0-0 | 3-2-0 | 2-7-0 | 5-9-0 | W1 | 9/27/20 at Min, W 31-30 |
| New England Patriots | 1960 | 11-7-0 | 5-17-1 | 16-24-1 | 0-0 | 2-2 | 2-2 | 11-7-0 | 7-19-1 | 18-26-1 | L1 | 11/28/21 at NE, L 13-36 |
| New Orleans Saints | 1971 | 3-4-1 | 6-3-0 | 9-7-1 | 0-0 | 0-0 | 0-0 | 3-4-1 | 6-3-0 | 9-7-1 | L1 | 9/10/23 at NO, L 15-16 |
| New York Giants | 1973 | 3-4-0 | 3-3-0 | 6-7-0 | 0-0 | 0-0 | 0-0 | 3-4-0 | 3-3-0 | 6-7-0 | L1 | 9/11/22 at Ten, L 20-21 |
| New York Jets | 1960 | 18-6-0 | 6-14-1 | 24-20-1 | 1-0 | 0-0 | 1-0 | 19-7-0 | 6-13-1 | 25-20-1 | L1 | 10/3/21 at NYJ, L 24-27 OT |
| Philadelphia Eagles | 1972 | 3-3-0 | 2-5-0 | 5-8-0 | 0-0 | 0-0 | 0-0 | 3-3-0 | 2-5-0 | 5-8-0 | L1 | 12/4/22 at Phi, L 10-35 |
| Pittsburgh Steelers | 1970 | 19-19-0 | 12-27-0 | 31-46-0 | 1-1 | 0-2 | 1-3 | 20-20-0 | 12-29-0 | 32-49-0 | L5 | 11/2/23 at Pit, L 16-20 |
| San Francisco 49ers | 1970 | 3-5-0 | 3-4-0 | 6-9-0 | 0-0 | 0-0 | 0-0 | 3-5-0 | 3-4-0 | 6-9-0 | W1 | 12/23/21 at Ten, W 20-17 |
| Seattle Seahawks | 1977 | 4-3-0 | 3-7-0 | 7-10-0 | 1-0 | 0-0 | 1-0 | 5-3-0 | 3-7-0 | 8-10-0 | W2 | 9/19/21 at Sea, W 33-30 |
| Tampa Bay Buccaneers | 1976 | 8-0-0 | 2-3-0 | 10-3-0 | 0-0 | 0-0 | 0-0 | 8-0-0 | 2-3-0 | 10-3-0 | L1 | 11/12/23 at TB, L 6-20 |
| Washington Commanders | 1971 | 4-2-0 | 4-4-0 | 8-6-0 | 0-0 | 0-0 | 0-0 | 4-2-0 | 4-4-0 | 8-6-0 | W2 | 10/9/22 at Was, W 21-17 |

* Series vs. Los Angeles Rams includes Super Bowl XXXIV loss in Atlanta, Ga.

[^] Series vs. Los Angeles Chargers includes a 2018 road loss in London, U.K.

[^] Series vs. Baltimore Ravens includes a 2023 home loss in London, U.K.

Notes: The Cardinals were previously the Phoenix Cardinals (1988-93), St. Louis Cardinals (1960-87) and Chicago Cardinals (1920-59). The Bears were previously the Decatur Staleys (1920) and Chicago Staleys (1921). The Browns did not play from 1996-98 and rejoined league as expansion team in 1999. The Colts were previously the Baltimore Colts (1953-83). The Chiefs were previously the Dallas Texans (1960-62). The Patriots were previously the Boston Patriots (1960-70). The Jets were previously the New York Titans (1960-62). The Raiders were previously the Oakland Raiders (1960-81 and 1995-2019) and the Los Angeles Raiders (1982-94). The Rams were previously the Cleveland Rams (1937-42, 1944-45) and the St. Louis Rams (1995-2015).

TEAM-BY-TEAM RESULTS

Oilers/Titans Home Stadium Dates

1960-64: Jeppesen Stadium, Houston
 1965-67: Rice Stadium, Houston
 1968-96: Astrodome, Houston
 1997: Liberty Bowl, Memphis
 1998: Vanderbilt Stadium, Nashville
 1999-Present: Nissan Stadium, Nashville

Abbreviations

AFL Champ - AFL Championship game
 AFL Div - AFL Divisional playoff game
 WC - first round playoff game (Wild Card)
 Div - Divisional playoff game
 Champ - AFC Championship game
 SB - Super Bowl XXXIV



vs. ARIZONA CARDINALS

Regular Season: 4-8 (Home 2-5, Away 2-3) • Playoffs: 0-0

| Date | Site | W/L | Score |
|----------|------|-----|-------|
| 11-1-70 | St.L | L | 0-44 |
| 10-20-74 | Hou | L | 27-31 |
| 10-7-79 | Hou | L | 17-24 |
| 10-27-85 | St.L | W | 20-10 |
| 11-20-88 | Hou | W | 38-20 |
| 12-4-94 | Hou | L | 12-30 |
| 10-26-97 | Ariz | W | 41-14 |
| 10-23-05 | Ariz | L | 10-20 |

| Date | Site | W/L | Score |
|----------|------|-----|----------|
| 11-29-09 | Tenn | W | 20-17 |
| 12-15-13 | Tenn | L | 34-37 OT |
| 12-10-17 | Ariz | L | 7-12 |
| 9-12-21 | Tenn | L | 13-38 |

Points: Titans 239, Cardinals 297
Longest Win Streak: 2 (1985-88)
Longest Losing Streak: 3 (Twice, last 2013-21)
At Nissan Stadium: 1-2
At Univ. of Phoenix Stadium: 0-1



vs. ATLANTA FALCONS

Regular Season: 9-7 (Home 6-2, Away 3-5) • Playoffs: 0-0

| Date | Site | W/L | Score |
|----------|------|-----|-------|
| 12-3-72 | Atl | L | 10-20 |
| 11-28-76 | Hou | W | 20-14 |
| 9-3-78 | Atl | L | 14-20 |
| 11-29-81 | Hou | L | 27-31 |
| 9-23-84 | Atl | L | 10-42 |
| 10-25-87 | Hou | W | 37-33 |

| Date | Site | W/L | Score |
|----------|------|-----|-------|
| 9-9-90 | Atl | L | 27-47 |
| 12-5-93 | Hou | W | 33-17 |
| 10-13-96 | Atl | W | 23-13 |
| 12-19-99 | Tenn | W | 30-17 |
| 11-23-03 | Atl | W | 38-31 |
| 10-7-07 | Tenn | W | 20-13 |

| Date | Site | W/L | Score |
|----------|------|-----|-------|
| 11-20-11 | Atl | L | 17-23 |
| 10-25-15 | Ten | L | 7-10 |
| 9-29-19 | Atl | W | 24-10 |
| 10-29-23 | Ten | W | 28-23 |

Points: Titans 365, Falcons 364
Longest Win Streak: 5 (1993-2007)
Longest Losing Streak: 3 (1978-84)
At Nissan Stadium: 3-1
At Georgia Dome: 2-1
At Mercedes-Benz Stadium: 1-0



vs. BALTIMORE RAVENS

Regular Season: 11-11 (Home 6-6, Away 5-5) • Playoffs: 2-3 (Home 0-3, Away 2-0)

| Date | Site | W/L | Score |
|----------|------|-----|----------|
| 9-15-96 | Hou | W | 29-13 |
| 12-22-96 | Balt | W | 24-21 OT |
| 9-21-97 | Tenn | L | 10-36 |
| 12-14-97 | Balt | L | 19-21 |
| 10-11-98 | Balt | W | 12-8 |
| 12-6-98 | Tenn | W | 16-14 |
| 10-10-99 | Tenn | W | 14-11 |
| 12-5-99 | Balt | L | 14-41 |
| 10-22-00 | Balt | W | 14-6 |

| Date | Site | W/L | Score |
|----------|------|-----|-------------|
| 11-12-00 | Tenn | L | 23-24 |
| 1-7-01 | Tenn | L | 10-24 (Div) |
| 10-7-01 | Balt | L | 7-26 |
| 11-12-01 | Tenn | L | 10-16 |
| 11-24-02 | Balt | L | 12-13 |
| 1-3-04 | Balt | W | 20-17 (WC) |
| 9-18-05 | Tenn | W | 25-10 |
| 11-12-06 | Tenn | L | 26-27 |
| 10-05-08 | Balt | W | 13-10 |

| Date | Site | W/L | Score |
|----------|-------|-----|-------------|
| 1-10-09 | Tenn | L | 10-13 (Div) |
| 9-18-11 | Tenn | W | 26-13 |
| 11-9-14 | Balt | L | 7-21 |
| 11-5-17 | Tenn | W | 23-20 |
| 10-14-18 | Tenn | L | 0-21 |
| 1-11-20 | Balt | W | 28-12 (Div) |
| 11-22-20 | Balt | W | 30-24 OT |
| 1-10-21 | Tenn | L | 13-20 (WC) |
| 10-15-23 | Tenn* | L | 16-24 |

Points: Titans 435, Ravens 482
Longest Win Streak: 3 (1998-99)
Longest Losing Streak: 5 (2000-02)
At Nissan Stadium: 4-7
At M&T Bank Stadium: 6-4
***At Tottenham Hot Spur Stadium:** 0-1
Series Sweeps: Titans (1996, 98); Ravens (1997, 2001)



vs. BUFFALO BILLS

Regular Season: 29-18 (Home 15-8, Away 14-10) • Playoffs: 1-2 (Home 1-0, Away 0-2)

| Date | Site | W/L | Score |
|----------|------|-----|-------|
| 10-30-60 | Buf | L | 24-25 |
| 12-11-60 | Hou | W | 31-23 |
| 10-8-61 | Hou | L | 12-22 |
| 10-29-61 | Buf | W | 28-16 |
| 9-9-62 | Buf | W | 28-23 |
| 10-7-62 | Hou | W | 17-14 |
| 9-28-63 | Buf | W | 31-20 |
| 10-20-63 | Hou | W | 28-14 |
| 10-11-64 | Hou | L | 17-48 |
| 11-1-64 | Buf | L | 10-24 |
| 10-31-65 | Buf | W | 19-17 |
| 12-5-65 | Hou | L | 18-29 |
| 9-25-66 | Buf | L | 20-27 |
| 11-20-66 | Hou | L | 20-42 |
| 9-17-67 | Buf | W | 20-3 |
| 10-29-67 | Hou | W | 10-3 |

| Date | Site | W/L | Score |
|----------|------|-----|-------------|
| 10-27-68 | Buf | W | 30-7 |
| 12-7-68 | Hou | W | 35-6 |
| 9-21-69 | Buf | W | 17-3 |
| 10-5-69 | Hou | W | 28-14 |
| 12-12-71 | Buf | W | 20-14 |
| 11-10-74 | Buf | W | 21-9 |
| 9-19-76 | Buf | W | 13-3 |
| 10-15-78 | Hou | W | 17-10 |
| 9-25-83 | Buf | L | 13-30 |
| 11-10-85 | Buf | L | 0-20 |
| 12-21-86 | Hou | W | 16-7 |
| 9-20-87 | Buf | L | 30-34 |
| 1-1-89 | Buf | L | 10-17 (Div) |
| 9-24-89 | Hou | L | 41-47 OT |
| 11-26-90 | Hou | W | 27-24 |
| 12-27-92 | Hou | W | 27-3 |

| Date | Site | W/L | Score |
|----------|------|-----|---------------|
| 1-3-93 | Buf | L | 38-41 OT (WC) |
| 10-11-93 | Buf | L | 7-35 |
| 9-18-94 | Hou | L | 7-15 |
| 12-24-95 | Buf | W | 28-17 |
| 11-23-97 | Tenn | W | 31-14 |
| 1-8-00 | Tenn | W | 22-16 (WC) |
| 9-3-00 | Buf | L | 13-16 |
| 12-14-03 | Tenn | W | 28-26 |
| 12-24-06 | Buf | W | 30-29 |
| 11-15-09 | Tenn | W | 41-17 |
| 12-4-11 | Buf | W | 23-17 |
| 10-21-12 | Buf | W | 35-34 |
| 10-11-15 | Tenn | L | 13-14 |
| 10-7-18 | Buf | L | 12-13 |
| 10-6-19 | Tenn | L | 7-14 |
| 10-13-20 | Tenn | W | 42-16 |

Points: Titans 1,096, Bills 1,004
Longest Win Streak: 10 (1967-78)
Longest Losing Streak: 3 (last 2015-19)
At Nissan Stadium: 5-1 overall (1-0 post)
At Ralph Wilson Stadium: 6-7 overall (0-2 postseason)
At New Era Field: 0-1 overall
At Highmark Stadium: 0-1 overall
Series Sweeps: Titans (1962, 63, 67, 68, 69); Bills (1964, 66)



vs. CAROLINA PANTHERS

Regular Season: 4-3 (Home 2-2, Away 2-1) • Playoffs: 0-0

| Date | Site | W/L | Score |
|----------|------|-----|-------|
| 11-24-96 | Hou | L | 6-31 |
| 10-19-03 | Car | W | 37-17 |
| 11-4-07 | Tenn | W | 20-7 |
| 11-13-11 | Car | W | 30-3 |
| 11-15-15 | Tenn | L | 10-27 |

| Date | Site | W/L | Score |
|----------|------|-----|-------|
| 11-3-19 | Car | L | 20-30 |
| 11-26-23 | Ten | W | 17-10 |

Total Points: Titans 140, Panthers 125
Longest Win Streak: 3 (2003-11)
Longest Losing Streak: 2 (2015-19)
At Nissan Stadium: 2-1
At Bank of America Stadium: 2-1



vs. CHICAGO BEARS

Regular Season: 7-6 (Home 3-4, Away 4-2) • Playoffs: 0-0

| Date | Site | W/L | Score |
|----------|------|-----|-------|
| 10-28-73 | Chi | L | 14-35 |
| 11-6-77 | Hou | W | 47-0 |
| 11-16-80 | Chi | W | 10-6 |
| 10-12-86 | Hou | L | 7-20 |
| 10-15-89 | Chi | W | 33-28 |

| Date | Site | W/L | Score |
|----------|------|-----|----------|
| 12-7-92 | Hou | W | 24-7 |
| 10-22-95 | Chi | L | 32-35 |
| 10-25-98 | Tenn | L | 20-23 |
| 11-14-04 | Tenn | L | 17-19 OT |
| 11-9-08 | Chi | W | 21-14 |

| Date | Site | W/L | Score |
|----------|------|-----|-------|
| 11-4-12 | Tenn | L | 20-51 |
| 11-27-16 | Chi | W | 27-21 |
| 11-8-20 | Tenn | W | 24-17 |

Total Points: Titans 296, Bears 266
Longest Win Streak: 2 (last 1989-92)
Longest Losing Streak: 3 (1995-04)
At Nissan Stadium: 1-2
At Soldier Field: 4-2



vs. CINCINNATI BENGALS

Regular Season: 41-35-1 (Home 24-14-1, Away 17-21) • Playoffs: 0-2 (Home 0-1, Away 0-1)

| Date | Site | W/L | Score |
|----------|------|-----|----------|
| 11-3-68 | Cin | W | 27-17 |
| 11-9-69 | Hou | T | 31-31 |
| 10-4-70 | Cin | W | 20-13 |
| 12-13-70 | Hou | L | 20-30 |
| 10-31-71 | Hou | W | 10-6 |
| 11-21-71 | Cin | L | 13-28 |
| 10-29-72 | Cin | L | 7-30 |
| 12-17-72 | Hou | L | 17-61 |
| 9-23-73 | Cin | L | 10-24 |
| 12-16-73 | Hou | L | 24-27 |
| 10-27-74 | Cin | W | 21-34 |
| 11-17-74 | Hou | W | 20-3 |
| 10-5-75 | Hou | L | 19-21 |
| 11-30-75 | Cin | L | 19-23 |
| 10-24-76 | Hou | L | 7-27 |
| 11-14-76 | Cin | L | 27-31 |
| 10-30-77 | Cin | L | 10-13 OT |
| 12-18-77 | Hou | W | 21-16 |
| 10-29-78 | Cin | L | 13-28 |
| 11-26-78 | Hou | W | 17-10 |
| 9-23-79 | Cin | W | 30-27 OT |
| 11-18-79 | Hou | W | 42-21 |
| 9-28-80 | Cin | W | 13-10 |

| Date | Site | W/L | Score |
|---------------|------------|----------|-------------------|
| 10-26-80 | Hou | W | 23-3 |
| 10-4-81 | Hou | W | 17-10 |
| 11-1-81 | Cin | L | 21-34 |
| 9-12-82 | Cin | L | 6-27 |
| 1-2-83 | Hou | L | 27-35 |
| 11-6-83 | Hou | L | 14-55 |
| 11-20-83 | Cin | L | 10-38 |
| 10-7-84 | Cin | L | 3-13 |
| 10-28-84 | Hou | L | 13-31 |
| 10-20-85 | Hou | W | 27-44 |
| 12-1-85 | Cin | L | 27-45 |
| 10-19-86 | Cin | L | 28-31 |
| 11-9-86 | Hou | W | 32-28 |
| 11-1-87 | Cin | W | 31-29 |
| 12-27-87 | Hou | W | 21-17 |
| 10-23-88 | Cin | L | 21-44 |
| 12-11-88 | Hou | W | 41-6 |
| 11-13-89 | Hou | W | 26-24 |
| 12-17-89 | Cin | L | 7-61 |
| 10-14-90 | Hou | W | 48-17 |
| 12-23-90 | Cin | L | 20-40 |
| 1-6-91 | Cin | L | 14-41 (WC) |
| 9-8-91 | Cin | W | 30-7 |

| Date | Site | W/L | Score |
|----------|------|-----|----------|
| 10-27-91 | Hou | W | 35-3 |
| 10-11-92 | Cin | W | 38-24 |
| 10-25-92 | Hou | W | 26-10 |
| 10-24-93 | Hou | W | 28-12 |
| 11-14-93 | Cin | W | 38-3 |
| 9-25-94 | Hou | W | 20-13 |
| 11-13-94 | Cin | L | 31-34 |
| 9-24-95 | Cin | W | 38-28 |
| 11-12-95 | Hou | L | 25-32 |
| 10-6-96 | Cin | W | 30-27 OT |
| 12-15-96 | Hou | L | 13-21 |
| 10-12-97 | Tenn | W | 30-7 |
| 12-4-97 | Cin | L | 14-41 |
| 9-6-98 | Cin | W | 23-14 |
| 10-18-98 | Tenn | W | 44-14 |
| 9-12-99 | Tenn | W | 36-35 |
| 11-14-99 | Cin | W | 24-14 |
| 10-8-00 | Cin | W | 23-14 |
| 12-10-00 | Tenn | W | 35-3 |
| 11-18-01 | Cin | W | 20-7 |
| 1-6-02 | Tenn | L | 21-23 |
| 10-27-02 | Cin | W | 30-24 |
| 10-31-04 | Tenn | W | 27-20 |

| Date | Site | W/L | Score |
|----------------|-------------|----------|--------------------|
| 10-16-05 | Tenn | L | 23-31 |
| 11-25-07 | Cin | L | 6-35 |
| 9-14-08 | Cin | W | 24-7 |
| 11-6-11 | Tenn | L | 17-24 |
| 9-21-14 | Cin | L | 7-33 |
| 11-12-17 | Tenn | W | 24-20 |
| 11-1-20 | Cin | L | 20-31 |
| 1-22-22 | Tenn | L | 16-19 (Div) |
| 11-27-22 | Tenn | L | 16-20 |
| 10-1-23 | Tenn | W | 27-3 |

Total Points: Titans 1,804, Bengals 1,827
Longest Win Streak: 7 (last 1998-01)
Longest Losing Streak: 7 (1981-84)
At Nissan Stadium: 5-5
At Paul Brown Stadium: 4-3
Series Sweeps: Titans (1974, 79, 80, 87, 91, 92, 93, 98, 99, 00); Bengals (1972, 73, 75, 76, 82, 83, 84)



vs. CLEVELAND BROWNS

Regular Season: 31-37 (Home 14-20, Away 17-17) • Playoffs: 1-0 (Home 0-0, Away 1-0)

| Date | Site | W/L | Score |
|----------|------|-----|-------|
| 11-22-70 | Clev | L | 14-28 |
| 12-7-70 | Hou | L | 10-21 |
| 9-19-71 | Clev | L | 0-31 |
| 11-28-71 | Hou | L | 24-27 |
| 10-22-72 | Hou | L | 17-23 |
| 11-5-72 | Clev | L | 0-20 |
| 10-21-73 | Clev | L | 13-42 |
| 11-11-73 | Hou | L | 13-23 |
| 9-22-74 | Clev | L | 7-20 |
| 12-15-74 | Hou | W | 24-28 |
| 10-12-75 | Clev | W | 10-40 |
| 12-21-75 | Hou | W | 10-21 |
| 11-7-76 | Hou | L | 7-21 |
| 12-5-76 | Clev | L | 10-13 |
| 10-16-77 | Hou | L | 23-24 |
| 12-11-77 | Clev | W | 15-19 |
| 10-1-78 | Clev | W | 13-16 |
| 11-5-78 | Hou | W | 10-14 |
| 9-30-79 | Hou | W | 31-10 |
| 12-2-79 | Clev | L | 7-14 |

| Date | Site | W/L | Score |
|-----------------|-------------|----------|-------------------|
| 9-15-80 | Clev | W | 7-16 |
| 11-30-80 | Hou | L | 14-17 |
| 9-13-81 | Clev | W | 9-3 |
| 12-3-81 | Hou | W | 17-13 |
| 12-26-82 | Hou | L | 14-20 |
| 10-30-83 | Clev | L | 19-25 OT |
| 12-11-83 | Hou | W | 27-34 |
| 11-25-84 | Clev | L | 10-27 |
| 12-16-84 | Hou | L | 20-27 |
| 10-13-85 | Hou | L | 6-21 |
| 12-15-85 | Clev | L | 21-28 |
| 9-14-86 | Hou | L | 20-23 |
| 11-30-86 | Clev | L | 10-13 OT |
| 10-11-87 | Clev | W | 15-10 |
| 11-22-87 | Hou | L | 7-40 |
| 11-7-88 | Hou | W | 24-17 |
| 12-18-88 | Clev | L | 23-28 |
| 12-24-88 | Clev | W | 24-23 (WC) |
| 10-29-89 | Clev | L | 17-28 |
| 12-23-89 | Hou | L | 20-24 |

| Date | Site | W/L | Score |
|----------|------|-----|----------|
| 11-18-90 | Clev | W | 35-23 |
| 12-9-90 | Hou | W | 58-14 |
| 11-17-91 | Hou | W | 28-24 |
| 12-15-91 | Clev | W | 17-14 |
| 11-8-92 | Hou | L | 14-24 |
| 12-20-92 | Clev | W | 17-14 |
| 11-21-93 | Clev | W | 27-20 |
| 12-12-93 | Hou | W | 19-17 |
| 10-13-94 | Hou | L | 8-11 |
| 11-27-94 | Clev | L | 10-34 |
| 9-17-95 | Hou | L | 7-14 |
| 11-5-95 | Clev | W | 37-10 |
| 9-19-99 | Tenn | W | 26-9 |
| 11-28-99 | Clev | W | 33-21 |
| 11-19-00 | Tenn | W | 24-10 |
| 12-17-00 | Clev | W | 24-0 |
| 12-2-01 | Clev | W | 31-15 |
| 12-30-01 | Tenn | L | 38-41 |
| 9-22-02 | Tenn | L | 28-31 OT |
| 11-6-05 | Clev | L | 14-20 |

| Date | Site | W/L | Score |
|----------|------|-----|-------|
| 12-7-08 | Tenn | W | 28-9 |
| 10-2-11 | Clev | W | 31-13 |
| 10-5-14 | Tenn | L | 28-29 |
| 9-20-15 | Clev | L | 14-28 |
| 10-16-16 | Tenn | W | 28-26 |
| 10-22-17 | Clev | W | 12-9 |
| 9-8-19 | Clev | W | 43-13 |
| 12-6-20 | Tenn | L | 35-41 |
| 9-24-23 | Clev | L | 3-27 |

Total Points: Titans 1,371, Browns 1,391
Longest Win Streak: 6 (1995-01)
Longest Losing Streak: 9 (1970-74)
At Nissan Stadium: 4-4
At Cleveland Browns Stadium: 6-3
Series Sweeps: Titans (1975, 78, 81, 90, 91, 93, 99, 00); Browns (1970, 71, 72, 73, 76, 84, 85, 86, 89, 94)



vs. DALLAS COWBOYS

Regular Season: 7-9 (Home 2-6, Away 5-3) • Playoffs: 0-0

| Date | Site | W/L | Score |
|----------|------|-----|----------|
| 12-20-70 | Dal | L | 10-52 |
| 11-24-74 | Hou | L | 0-10 |
| 11-22-79 | Dal | W | 30-24 |
| 12-13-82 | Hou | L | 7-37 |
| 9-29-85 | Hou | L | 10-17 |
| 11-24-88 | Dal | W | 25-17 |
| 11-10-91 | Hou | W | 26-23 OT |
| 9-11-94 | Dal | L | 17-20 |

| Date | Site | W/L | Score |
|----------|------|-----|-------|
| 11-27-97 | Dal | W | 27-14 |
| 12-25-00 | Tenn | W | 31-0 |
| 9-15-02 | Dal | L | 13-21 |
| 10-1-06 | Tenn | L | 14-45 |
| 10-10-10 | Dal | W | 34-27 |
| 9-14-14 | Tenn | L | 10-26 |
| 11-5-18 | Dal | W | 28-14 |
| 12-29-22 | Tenn | L | 13-27 |

Total Points: Titans 295, Cowboys 374
Longest Win Streak: 2 (last 1997-00)
Longest Losing Streak: 2 (last 2002-06)
At Nissan Stadium: 1-3
At AT&T Stadium: 2-0



vs. DENVER BRONCOS

Regular Season: 24-16-1 (Home 16-6, Away 8-10-1) • Playoffs: 1-2 (Home 1-0, Away 0-2)

| Date | Site | W/L | Score |
|----------|------|-----|-------|
| 11-6-60 | Den | W | 45-25 |
| 11-20-60 | Hou | W | 20-10 |
| 11-5-61 | Den | W | 55-13 |
| 11-26-61 | Hou | W | 45-14 |
| 10-21-62 | Den | L | 10-20 |
| 12-2-62 | Hou | W | 34-17 |
| 9-14-63 | Hou | W | 14-20 |
| 10-13-63 | Den | W | 33-24 |
| 9-27-64 | Den | W | 38-17 |
| 12-20-64 | Hou | W | 34-15 |
| 10-17-65 | Den | L | 17-28 |
| 11-14-65 | Hou | L | 21-31 |
| 9-3-66 | Hou | W | 45-7 |
| 10-2-66 | Den | L | 38-40 |

| Date | Site | W/L | Score |
|-----------------|------------|----------|------------------|
| 10-1-67 | Hou | W | 10-6 |
| 11-12-67 | Den | W | 20-18 |
| 11-17-68 | Hou | W | 38-17 |
| 10-26-69 | Hou | W | 24-21 |
| 11-16-69 | Den | T | 20-20 |
| 11-29-70 | Hou | W | 31-21 |
| 9-17-72 | Den | L | 17-30 |
| 10-14-73 | Hou | L | 20-48 |
| 12-8-74 | Den | L | 14-38 |
| 10-10-76 | Hou | W | 17-3 |
| 12-4-77 | Hou | L | 14-24 |
| 12-23-79 | Hou | W | 13-7 (WC) |
| 11-2-80 | Den | W | 20-16 |
| 10-9-83 | Hou | L | 14-26 |

| Date | Site | W/L | Score |
|----------------|------------|----------|--------------------|
| 10-6-85 | Den | L | 20-31 |
| 10-4-87 | Den | W | 40-10 |
| 1-10-88 | Den | L | 10-34 (Div) |
| 10-6-91 | Hou | W | 42-14 |
| 1-4-92 | Den | L | 24-26 (Div) |
| 10-18-92 | Den | L | 21-27 |
| 11-26-95 | Hou | W | 42-33 |
| 12-25-04 | Tenn | L | 16-37 |
| 11-19-07 | Den | L | 20-34 |
| 10-3-10 | Tenn | L | 20-26 |
| 9-25-11 | Tenn | W | 17-14 |
| 12-8-13 | Den | L | 28-51 |
| 12-11-16 | Ten | W | 13-10 |
| 10-13-19 | Den | L | 0-16 |

9-14-20 Den W 16-14
11-13-22 Ten W 17-10

Total Points: Titans 1,073, Broncos 977
Longest Win Streak: 5 (1962-65)
Longest Losing Streak: 3 (1972-74, 2004-10)
At Nissan Stadium: 3-2
At Empower Field at Mile High: 1-3
Series Sweeps: Titans (1960, 61, 63, 64, 67, 68); Broncos (1965)



vs. DETROIT LIONS

Regular Season: 10-3 (Home 6-2, Away 4-1) • Playoffs: 0-0

| Date | Site | W/L | Score |
|----------|------|-----|-------|
| 10-17-71 | Hou | L | 7-31 |
| 10-26-75 | Hou | W | 24-8 |
| 11-13-83 | Hou | W | 27-17 |
| 10-5-86 | Det | L | 13-24 |
| 11-5-89 | Hou | W | 35-31 |
| 11-26-92 | Det | W | 24-21 |

| Date | Site | W/L | Score |
|----------|------|-----|----------|
| 12-10-95 | Hou | L | 17-24 |
| 10-21-01 | Det | W | 27-24 |
| 1-2-05 | Tenn | W | 24-19 |
| 11-27-08 | Det | W | 47-10 |
| 9-23-12 | Tenn | W | 44-41 OT |
| 9-18-16 | Det | W | 16-15 |

| Date | Site | W/L | Score |
|----------|------|-----|-------|
| 12-20-20 | Ten | W | 46-25 |

Total Points: Titans 351, Lions 290
Longest Win Streak: 6 (2001-20)
Longest Losing Streak: 1 (last 1995)
At Nissan Stadium: 3-0
At Ford Field: 2-0



vs. GREEN BAY PACKERS

Regular Season: 8-6 (Home 3-3, Away 5-3) • Playoffs: 0-0

| Date | Site | W/L | Score |
|----------|------|-----|----------|
| 11-19-72 | Hou | L | 10-23 |
| 9-25-77 | GB | W | 16-10 |
| 12-14-80 | GB | W | 22-3 |
| 9-4-83 | Hou | L | 38-41 OT |
| 9-7-86 | GB | W | 31-3 |
| 12-13-92 | Hou | L | 14-16 |

| Date | Site | W/L | Score |
|----------|------|-----|----------|
| 12-20-98 | GB | L | 22-30 |
| 12-16-01 | Tenn | W | 26-20 |
| 10-11-04 | GB | W | 48-27 |
| 11-02-08 | Tenn | W | 19-16 OT |
| 12-23-12 | GB | L | 7-55 |
| 11-13-16 | Tenn | W | 47-25 |

| Date | Site | W/L | Score |
|----------|------|-----|-------|
| 12-27-20 | GB | L | 14-40 |
| 11-17-22 | GB | W | 27-17 |

Total Points: Titans 341, Packers 326
Longest Win Streak: 3 (last 2001-08)
Longest Losing Streak: 2 (1992-98)
At Nissan Stadium: 3-0
At Lambeau Field: 5-3



vs. HOUSTON TEXANS

Regular Season: 23-19 (Home 12-9, Away 11-10) • Playoffs: 0-0

| Date | Site | W/L | Score |
|----------|------|-----|----------|
| 11-10-02 | Tenn | W | 17-10 |
| 12-29-02 | Hou | W | 13-3 |
| 10-12-03 | Tenn | W | 38-17 |
| 12-21-03 | Hou | W | 27-24 |
| 10-17-04 | Tenn | L | 10-20 |
| 11-28-04 | Hou | L | 21-31 |
| 10-9-05 | Hou | W | 34-20 |
| 12-11-05 | Tenn | W | 13-10 |
| 10-29-06 | Tenn | W | 28-22 |
| 12-10-06 | Hou | W | 26-20 OT |
| 10-21-07 | Hou | W | 38-36 |
| 12-2-07 | Tenn | W | 28-20 |
| 9-21-08 | Tenn | W | 31-12 |

| Date | Site | W/L | Score |
|----------|------|-----|----------|
| 12-14-08 | Hou | L | 12-13 |
| 9-20-09 | Tenn | L | 31-34 |
| 11-23-09 | Hou | W | 20-17 |
| 11-28-10 | Hou | L | 0-20 |
| 12-19-10 | Tenn | W | 31-17 |
| 10-23-11 | Tenn | L | 7-41 |
| 1-1-12 | Hou | W | 23-22 |
| 9-30-12 | Hou | L | 14-38 |
| 12-2-12 | Tenn | L | 10-24 |
| 9-15-13 | Hou | L | 24-30 OT |
| 12-29-13 | Tenn | W | 16-10 |
| 10-26-14 | Tenn | L | 16-30 |
| 11-30-14 | Hou | L | 21-45 |

| Date | Site | W/L | Score |
|----------|------|-----|----------|
| 11-1-15 | Hou | L | 6-20 |
| 12-27-15 | Tenn | L | 6-34 |
| 10-2-16 | Hou | L | 20-27 |
| 1-1-17 | Tenn | W | 24-17 |
| 10-1-17 | Hou | L | 14-57 |
| 12-3-17 | Tenn | W | 24-13 |
| 9-16-18 | Tenn | W | 20-17 |
| 11-26-18 | Hou | L | 17-34 |
| 12-15-19 | Tenn | L | 21-24 |
| 12-29-19 | Hou | W | 35-14 |
| 10-18-20 | Tenn | W | 42-36 OT |
| 1-3-21 | Hou | W | 41-38 |
| 11-21-21 | Tenn | L | 13-22 |

1-9-22 Hou W 28-25
10-30-22 Hou W 17-10
12-24-22 Tenn L 14-19

Total Points: Titans 891, Texans 993
Longest Win Streak: 7 (2005-08)
Longest Losing Streak: 5 (2014-16)
At Nissan Stadium: 12-9
At NRG Stadium: 11-10
Series Sweeps: Titans (2002, 03, 05, 06, 07, 20); Texans (2004, 12, 14, 15)



vs. INDIANAPOLIS COLTS

Regular Season: 21-36 (Home 10-16, Away 11-20) • Playoffs: 1-0 (Home 0-0, Away 1-0)

| Date | Site | W/L | Score |
|----------------|------------|----------|--------------------|
| 10-11-70 | Hou | L | 20-24 |
| 11-4-73 | Balt | W | 31-27 |
| 11-1-76 | Balt | L | 14-38 |
| 10-14-79 | Balt | W | 28-16 |
| 9-21-80 | Hou | W | 21-16 |
| 12-18-83 | Balt | L | 10-20 |
| 9-9-84 | Hou | L | 21-35 |
| 12-22-85 | Ind | L | 16-34 |
| 11-23-86 | Hou | W | 31-17 |
| 11-29-87 | Ind | L | 27-51 |
| 9-4-88 | Ind | W | 17-14 OT |
| 9-23-90 | Hou | W | 24-10 |
| 9-13-92 | Ind | W | 20-10 |
| 9-4-94 | Ind | L | 21-45 |
| 1-16-00 | Ind | W | 19-16 (Div) |
| 11-3-02 | Ind | W | 23-15 |
| 12-8-02 | Tenn | W | 27-17 |
| 9-14-03 | Ind | L | 7-33 |

| Date | Site | W/L | Score |
|----------|------|-----|----------|
| 12-7-03 | Tenn | L | 27-29 |
| 9-19-04 | Tenn | L | 17-31 |
| 12-5-04 | Ind | L | 24-51 |
| 10-2-05 | Tenn | L | 10-31 |
| 12-4-05 | Ind | L | 3-35 |
| 10-8-06 | Ind | L | 13-14 |
| 12-3-06 | Tenn | W | 20-17 |
| 9-16-07 | Tenn | L | 20-22 |
| 12-30-07 | Ind | W | 16-10 |
| 10-27-08 | Tenn | W | 31-21 |
| 12-28-08 | Ind | L | 0-23 |
| 10-11-09 | Tenn | L | 9-31 |
| 12-06-09 | Ind | L | 17-27 |
| 12-9-10 | Tenn | L | 28-30 |
| 1-2-11 | Ind | L | 20-23 |
| 10-30-11 | Tenn | W | 27-10 |
| 12-18-11 | Ind | L | 13-27 |
| 10-28-12 | Tenn | L | 13-19 OT |

| Date | Site | W/L | Score |
|----------|------|-----|-------|
| 12-9-12 | Ind | L | 23-27 |
| 11-14-13 | Tenn | L | 27-30 |
| 12-1-13 | Ind | L | 14-22 |
| 9-28-14 | Ind | L | 17-41 |
| 12-28-14 | Tenn | L | 10-27 |
| 9-27-15 | Tenn | L | 33-35 |
| 1-3-16 | Ind | L | 24-30 |
| 10-23-16 | Tenn | L | 26-34 |
| 11-20-16 | Ind | L | 17-24 |
| 10-16-17 | Tenn | W | 36-22 |
| 11-26-17 | Ind | W | 20-16 |
| 11-18-18 | Ind | L | 10-38 |
| 12-30-18 | Tenn | L | 17-33 |
| 9-15-19 | Tenn | L | 17-19 |
| 12-1-19 | Ind | W | 31-17 |
| 11-12-20 | Tenn | L | 17-34 |
| 11-29-20 | Ind | W | 45-26 |
| 9-26-21 | Tenn | W | 25-16 |

10-31-21 Ind W 34-31 OT
10-2-22 Ind W 24-17
10-23-22 Tenn W 19-10
10-8-23 Ind L 16-23

Total Points: Titans 1,187, Colts 1,461
Longest Win Streak: 5 (2020-22)
Longest Losing Streak: 11 (2011-16)
At Nissan Stadium: 7-14
At RCA Dome: 5-8
At Lucas Oil Stadium: 5-11
Series Sweeps: Titans (2002, 17, 21, 22); Colts (2003, 04, 05, 09, 10, 12, 13, 14, 15, 16, 18)



vs. JACKSONVILLE JAGUARS Regular Season: 33-24 (Home 18-10, Away 15-14) • Playoffs: 1-0 (Home 0-0, Away 1-0)

| Date | Site | W/L | Score |
|----------------|------------|----------|----------------------|
| 9-3-95 | Jax | W | 10-3 |
| 10-1-95 | Hou | L | 17-16 |
| 9-8-96 | Jax | W | 34-27 |
| 12-8-96 | Hou | L | 17-23 |
| 11-2-97 | Tenn | L | 24-30 |
| 11-16-97 | Jax | L | 9-17 |
| 9-27-98 | Tenn | L | 22-27 |
| 12-13-98 | Jax | W | 16-13 |
| 9-26-99 | Jax | W | 20-19 |
| 12-26-99 | Tenn | W | 41-14 |
| 1-23-00 | Jax | W | 33-14 (Champ) |
| 10-16-00 | Tenn | W | 27-13 |
| 11-26-00 | Jax | L | 13-16 |
| 9-23-01 | Jax | L | 6-13 |
| 11-4-01 | Tenn | W | 28-24 |
| 10-13-02 | Tenn | W | 23-14 |
| 12-22-02 | Jax | W | 28-10 |
| 10-28-03 | Jax | W | 30-17 |

| Date | Site | W/L | Score |
|----------|------|-----|-------|
| 11-16-03 | Tenn | W | 10-3 |
| 9-26-04 | Tenn | L | 15-12 |
| 11-21-04 | Jax | W | 18-15 |
| 11-20-05 | Tenn | L | 28-31 |
| 1-1-06 | Jax | L | 13-40 |
| 11-5-06 | Jax | L | 7-37 |
| 12-17-06 | Tenn | W | 24-17 |
| 9-9-07 | Jax | W | 13-10 |
| 11-11-07 | Tenn | L | 13-28 |
| 9-7-08 | Tenn | W | 17-10 |
| 11-16-08 | Jax | W | 24-14 |
| 10-4-09 | Jax | L | 17-37 |
| 11-1-09 | Tenn | W | 30-13 |
| 10-18-10 | Jax | W | 30-3 |
| 12-5-10 | Tenn | L | 6-17 |
| 9-11-11 | Jax | L | 14-16 |
| 12-24-11 | Tenn | W | 23-17 |
| 11-25-12 | Jax | L | 19-24 |

| Date | Site | W/L | Score |
|----------|------|-----|-------|
| 12-30-12 | Tenn | W | 38-20 |
| 11-10-13 | Tenn | L | 27-29 |
| 12-22-13 | Jax | W | 20-16 |
| 10-12-14 | Tenn | W | 16-14 |
| 12-18-14 | Jax | L | 13-21 |
| 11-19-15 | Jax | L | 13-19 |
| 12-6-15 | Tenn | W | 42-39 |
| 10-27-16 | Tenn | W | 36-22 |
| 12-24-16 | Jax | L | 17-38 |
| 9-17-17 | Jax | W | 37-16 |
| 12-31-17 | Tenn | W | 15-10 |
| 9-23-18 | Jax | W | 9-6 |
| 12-6-18 | Tenn | W | 30-9 |
| 9-19-19 | Jax | L | 7-20 |
| 11-24-19 | Tenn | W | 42-20 |
| 9-20-20 | Tenn | W | 33-30 |
| 12-13-20 | Jax | W | 31-10 |
| 10-10-21 | Jax | W | 37-19 |

Date **Site** **W/L** **Score**
 12-12-21 Tenn W 20-0
 12-11-22 Tenn L 22-36
 1-7-23 Jax L 16-20
 11-19-23 Jax L 14-34
Total Points: Titans 1,250, Jaguars 1,106
Longest Win Streak: 5 (2019-21; 2001-03)
Longest Losing Streak: 4 (1996-98)
At Nissan Stadium: 18-6
At EverBank Stadium: 16-14
Series Sweeps: Titans (1999, 02, 08, 17, 18, 20, 21); Jaguars (1997, 05, 22)



vs. KANSAS CITY CHIEFS Regular Season: 24-28 (Home 14-10, Away 10-18) • Playoffs: 1-3 (Home 0-2, Away 1-1)

| Date | Site | W/L | Score |
|-----------------|------------|----------|--------------------------|
| 10-16-60 | Hou | W | 20-10 |
| 12-04-60 | Dal | L | 0-24 |
| 10-01-61 | Dal | L | 21-26 |
| 10-22-61 | Hou | W | 38-7 |
| 10-28-62 | Hou | L | 7-31 |
| 11-04-62 | Dal | W | 14-6 |
| 12-23-62 | Hou | L | 17-20 (AFL Champ) |
| 10-06-63 | KC | L | 7-28 |
| 10-27-63 | Hou | W | 28-7 |
| 10-04-64 | KC | L | 7-28 |
| 11-22-64 | Hou | L | 19-28 |
| 10-24-65 | Hou | W | 38-36 |
| 11-28-65 | KC | L | 21-52 |
| 10-30-66 | KC | L | 23-48 |
| 9-09-67 | Hou | L | 20-25 |

| Date | Site | W/L | Score |
|----------|------|-----|-------|
| 10-22-67 | KC | W | 24-19 |
| 9-09-68 | Hou | L | 21-26 |
| 11-28-68 | KC | L | 10-24 |
| 10-12-69 | KC | L | 0-24 |
| 11-08-70 | KC | L | 9-24 |
| 9-26-71 | Hou | L | 16-20 |
| 11-18-73 | KC | L | 14-38 |
| 9-29-74 | Hou | L | 7-17 |
| 11-02-75 | KC | W | 17-13 |
| 11-27-77 | Hou | W | 34-20 |
| 9-10-78 | KC | W | 20-17 |
| 9-16-79 | Hou | W | 20-6 |
| 10-12-80 | KC | L | 20-21 |
| 11-15-81 | KC | L | 10-23 |
| 10-23-83 | Hou | L | 10-13 |
| 11-11-84 | KC | W | 17-16 |

| Date | Site | W/L | Score |
|----------------|------------|----------|--------------------|
| 11-03-85 | Hou | W | 23-20 |
| 9-21-86 | KC | L | 13-27 |
| 10-09-88 | Hou | W | 7-6 |
| 11-26-89 | KC | L | 0-34 |
| 12-16-90 | KC | W | 27-10 |
| 9-16-91 | Hou | W | 17-7 |
| 9-20-92 | Hou | W | 23-20 |
| 9-12-93 | Hou | W | 30-0 |
| 1-16-94 | Hou | L | 20-28 (Div) |
| 12-18-94 | KC | L | 9-31 |
| 11-19-95 | KC | L | 13-20 |
| 9-01-96 | Hou | L | 19-20 |
| 9-10-00 | Ten | W | 17-14 |
| 12-13-04 | Ten | L | 38-49 |
| 12-16-07 | KC | W | 26-17 |
| 10-19-08 | KC | W | 34-10 |

Date **Site** **W/L** **Score**
 12-26-10 KC L 14-34
 10-6-13 Tenn L 17-26
 9-7-14 KC W 26-10
 12-18-16 KC W 19-17
1-6-18 KC W 22-21 (WC)
 11-10-19 Tenn W 35-32
1-19-20 KC L 24-35 (Champ)
 10-24-21 Tenn W 27-3
 11-6-22 KC L 17-20 (OT)
Total Points: Titans 1,046, Chiefs 1,208
Longest Win Streak: 4 (last 2014-19)
Longest Losing Streak: 7 (1968-74)
At Nissan Stadium: 3-2
At Arrowhead Stadium: 9-10



vs. LAS VEGAS RAIDERS Regular Season: 22-26 (Home 15-14, Away 7-12) • Playoffs: 0-4 (Home 0-0, Away 0-4)

| Date | Site | W/L | Score |
|-----------------|------------|----------|-------------------------|
| 9-11-60 | Oak | W | 37-22 |
| 9-25-60 | Hou | L | 13-14 |
| 9-9-61 | Hou | W | 55-0 |
| 12-17-61 | Oak | W | 47-16 |
| 11-11-62 | Oak | W | 28-20 |
| 12-9-62 | Hou | W | 32-17 |
| 9-7-63 | Hou | L | 13-24 |
| 12-22-63 | Oak | L | 49-52 |
| 9-19-64 | Hou | W | 42-28 |
| 11-15-64 | Oak | L | 10-20 |
| 9-26-65 | Oak | L | 17-21 |
| 11-7-65 | Hou | L | 21-33 |
| 9-10-66 | Hou | W | 31-0 |
| 11-6-66 | Oak | L | 23-38 |
| 12-10-67 | Hou | L | 7-19 |
| 12-31-67 | Oak | L | 7-40 (AFL Champ) |

| Date | Site | W/L | Score |
|-----------------|------------|----------|-----------------------|
| 9-29-68 | Hou | L | 15-24 |
| 9-14-69 | Oak | L | 17-21 |
| 12-21-69 | Oak | L | 7-56 (AFL Div) |
| 11-14-71 | Oak | L | 21-41 |
| 10-9-72 | Hou | L | 0-34 |
| 12-2-73 | Hou | L | 6-17 |
| 12-14-75 | Oak | W | 27-26 |
| 9-26-76 | Hou | L | 13-14 |
| 11-13-77 | Oak | L | 29-34 |
| 10-8-78 | Oak | L | 17-21 |
| 11-11-79 | Hou | W | 31-17 |
| 12-28-80 | Oak | L | 7-27 (WC) |
| 11-8-81 | Hou | W | 17-16 |
| 9-11-83 | LA | L | 6-20 |
| 9-2-84 | Hou | L | 14-24 |
| 10-26-86 | Hou | L | 17-28 |
| 9-11-88 | Hou | W | 38-35 |

| Date | Site | W/L | Score |
|----------------|------------|----------|----------------------|
| 11-19-89 | Hou | W | 23-7 |
| 9-1-91 | Hou | W | 47-17 |
| 10-30-94 | LA | L | 14-17 |
| 8-31-97 | Tenn | W | 24-21 OT |
| 12-9-99 | Tenn | W | 21-14 |
| 12-22-01 | Oak | W | 13-10 |
| 9-29-02 | Oak | L | 25-52 |
| 1-19-03 | Oak | L | 24-41 (Champ) |
| 9-7-03 | Tenn | W | 25-20 |
| 12-19-04 | Oak | L | 35-40 |
| 10-30-05 | Tenn | L | 25-34 |
| 10-28-07 | Tenn | W | 13-9 |
| 9-12-10 | Tenn | W | 38-13 |
| 11-24-13 | Oak | W | 23-19 |
| 11-29-15 | Tenn | L | 21-24 |
| 9-25-16 | Tenn | L | 10-17 |
| 9-10-17 | Tenn | L | 16-26 |

Date **Site** **W/L** **Score**
 12-8-19 Oak W 42-21
 9-25-22 Tenn W 24-22
Total Points: Titans 1,177, Raiders 1,243
Longest Win Streak: 4 (1961-62)
Longest Losing Streak: 9 (1966-73)
At Nissan Stadium: 5-4
At Oakland Alameda Coliseum: 3-11
At Allegiant Stadium: 0-0
Series Sweeps: Titans (1961,62); Raiders (1963, 65)



vs. LOS ANGELES CHARGERS Regular Season: 16-28-1 (Home 13-9, Away 3-19-1) • Playoffs: 3-1 (Home 1-0, Away 2-1)

| Date | Site | W/L | Score |
|-----------------|------------|----------|--------------------------|
| 9-18-60 | Hou | W | 38-28 |
| 11-13-60 | LA | L | 21-24 |
| 1-1-61 | Hou | W | 24-16 (AFL Champ) |
| 9-24-61 | SD | L | 24-34 |
| 12-3-61 | Hou | W | 33-13 |
| 12-24-61 | SD | W | 10-3 (AFL Champ) |
| 9-23-62 | SD | W | 42-17 |
| 11-25-62 | Hou | W | 33-27 |
| 12-1-63 | SD | L | 0-27 |
| 12-15-63 | Hou | L | 14-20 |
| 9-12-64 | SD | L | 21-27 |
| 10-25-64 | Hou | L | 17-20 |
| 10-3-65 | SD | L | 14-31 |
| 12-12-65 | Hou | L | 26-37 |
| 12-4-66 | Hou | L | 22-28 |

| Date | Site | W/L | Score |
|-----------------|-----------|----------|--------------------|
| 9-24-67 | SD | L | 3-13 |
| 12-16-67 | Hou | W | 17-24 |
| 9-21-68 | SD | L | 14-30 |
| 11-27-69 | Hou | L | 17-21 |
| 10-25-70 | SD | T | 31-31 |
| 12-19-71 | Hou | W | 49-33 |
| 11-26-72 | SD | L | 20-34 |
| 9-15-74 | Hou | W | 21-14 |
| 9-28-75 | Hou | W | 33-17 |
| 10-17-76 | SD | L | 27-30 |
| 12-17-78 | Hou | L | 24-45 |
| 12-29-79 | SD | W | 17-14 (Div) |
| 9-16-84 | SD | L | 14-31 |
| 11-24-85 | Hou | W | 37-35 |
| 12-7-86 | SD | L | 0-27 |
| 12-6-87 | Hou | W | 33-18 |
| 9-17-89 | SD | W | 34-27 |

| Date | Site | W/L | Score |
|---------------|-----------|----------|------------------|
| 9-30-90 | SD | W | 17-7 |
| 9-27-92 | Hou | W | 27-0 |
| 9-19-93 | SD | L | 17-18 |
| 9-13-98 | Tenn | L | 7-13 |
| 10-3-04 | SD | L | 17-38 |
| 9-17-06 | SD | L | 7-40 |
| 12-9-07 | Tenn | L | 17-23 OT |
| 1-6-08 | SD | L | 6-17 (WC) |
| 12-25-09 | Tenn | L | 17-42 |
| 10-31-10 | SD | L | 25-33 |
| 9-16-12 | SD | L | 10-38 |
| 9-22-13 | Tenn | W | 20-17 |
| 11-6-16 | SD | L | 35-43 |
| 10-21-18 | LA* | L | 19-20 |
| 10-20-19 | Tenn | W | 23-20 |
| 12-18-22 | LA | L | 14-17 |
| 9-17-23 | Tenn | W | 27-24 |

Total Points: Titans 1,042, Chargers 1,199
Longest Win Streak: 4 (1961-62, 1987-92)
Longest Losing Streak: 9 (1993-2012)
At Nissan Stadium: 3-2
At Qualcomm Stadium: 3-13-1
At StubHub Center: 0-0
At SoFi Stadium: 0-1
***At Wembley Stadium:** 0-1
Series Sweeps: Titans (1962); Chargers (1963, 64, 65)



vs. LOS ANGELES RAMS Regular Season: 6-7 (Home 3-4, Away 3-3) • Playoffs: 0-1 (Neutral Site 0-1)

| Date | Site | W/L | Score |
|---------|------|-----|-------|
| 10-7-73 | Hou | L | 26-31 |
| 9-24-78 | Hou | L | 6-10 |
| 9-6-81 | LA | W | 27-20 |
| 12-9-84 | LA | L | 16-27 |
| 9-13-87 | Hou | W | 20-16 |
| 11-4-90 | LA | L | 13-17 |
| 9-26-93 | Hou | L | 28-13 |

| Date | Site | W/L | Score |
|----------------|------------|----------|----------------------|
| 10-31-99 | Tenn | W | 24-21 |
| 1-30-00 | Atl | L | 16-23 (SB 34) |
| 9-25-05 | St.L | L | 27-31 |
| 12-13-09 | Tenn | W | 47-7 |
| 11-3-13 | StL | W | 28-21 |
| 12-24-17 | Tenn | L | 27-23 |
| 11-7-21 | LAR | W | 28-16 |

Total Points: Titans 314, Rams 285
Longest Win Streak: 2 (2009-13)
Longest Losing Streak: 2 (last 2000-05)
At Nissan Stadium: 2-1
At Edward Jones Dome: 1-1
At L.A. Memorial Coliseum: 0-0
At SoFi Stadium: 1-0



vs. MIAMI DOLPHINS Regular Season: 17-21 (Home 9-8, Away 8-13) • Playoffs: 1-0 (Home 0-0, Away 1-0)

| Date | Site | W/L | Score |
|----------|------|-----|-------|
| 10-23-66 | Hou | L | 13-20 |
| 12-18-66 | Mia | L | 28-29 |
| 12-3-67 | Hou | W | 17-14 |
| 12-23-67 | Mia | W | 41-10 |
| 9-14-68 | Mia | W | 24-10 |
| 10-6-68 | Hou | L | 7-24 |
| 9-28-69 | Hou | W | 22-10 |
| 11-23-69 | Mia | W | 32-7 |
| 9-27-70 | Hou | L | 10-20 |
| 9-24-72 | Mia | L | 13-34 |
| 11-16-75 | Hou | W | 20-19 |
| 10-2-77 | Mia | L | 7-27 |
| 11-20-78 | Hou | W | 35-30 |

| Date | Site | W/L | Score |
|-----------------|------------|----------|------------------|
| 12-24-78 | Mia | W | 17-9 (WC) |
| 11-5-79 | Mia | W | 9-6 |
| 9-20-81 | Hou | L | 10-16 |
| 12-4-83 | Hou | L | 17-24 |
| 10-14-84 | Mia | L | 10-28 |
| 9-8-85 | Hou | W | 26-23 |
| 11-2-86 | Mia | L | 7-28 |
| 10-1-89 | Hou | W | 39-7 |
| 10-20-91 | Mia | W | 17-13 |
| 11-22-92 | Mia | L | 16-19 |
| 11-17-96 | Hou | L | 20-23 |
| 9-7-97 | Mia | L | 13-16 OT |
| 11-7-99 | Mia | L | 0-17 |

| Date | Site | W/L | Score |
|----------|------|-----|----------|
| 9-9-01 | Tenn | L | 23-31 |
| 11-9-03 | Tenn | W | 31-7 |
| 9-11-04 | Mia | W | 17-7 |
| 12-24-05 | Mia | L | 10-24 |
| 9-24-06 | Mia | L | 10-13 |
| 12-20-09 | Tenn | W | 27-24 OT |
| 11-14-10 | Mia | L | 17-29 |
| 11-11-12 | Mia | W | 37-3 |
| 10-18-15 | Tenn | L | 10-38 |
| 10-9-16 | Mia | W | 30-17 |
| 10-8-17 | Mia | L | 10-16 |
| 9-9-18 | Mia | L | 20-27 |
| 1-2-22 | Tenn | W | 34-3 |

Total Points: Titans 746, Dolphins 722
Longest Win Streak: 3 (1967-68, 78-79)
Longest Losing Streak: 5 (1992-01)
At Nissan Stadium: 3-2
At Hard Rock Stadium: 4-8
Series Sweeps: Titans (1967, 69); Dolphins (1966)



vs. MINNESOTA VIKINGS Regular Season: 5-9 (Home 3-2, Away 2-7) • Playoffs: 0-0

| Date | Site | W/L | Score |
|----------|------|-----|-------|
| 10-13-74 | Min | L | 10-51 |
| 12-21-80 | Hou | W | 20-16 |
| 10-16-83 | Min | L | 14-34 |
| 12-14-86 | Hou | W | 23-10 |
| 9-10-89 | Min | L | 7-38 |
| 11-15-92 | Min | W | 17-13 |

| Date | Site | W/L | Score |
|----------|------|-----|-------|
| 10-8-95 | Min | L | 17-23 |
| 12-26-98 | Tenn | L | 16-26 |
| 12-9-01 | Min | L | 24-42 |
| 10-24-04 | Min | L | 3-20 |
| 9-28-08 | Tenn | W | 30-17 |
| 10-7-12 | Min | L | 7-30 |

| Date | Site | W/L | Score |
|---------|------|-----|-------|
| 9-11-16 | Ten | L | 16-25 |
| 9-27-20 | Min | W | 31-30 |

Total Points: Titans 219, Vikings 350
Longest Win Streak: 1 (last 2020)
Longest Losing Streak: 4 (1995-04)
At Nissan Stadium: 1-1
At Metrodome: 1-6
At U.S. Bank Stadium: 1-0




vs. NEW ENGLAND PATRIOTS Regular Season: 16-24-1 (Home 11-7, Away 5-17-1) • Playoffs: 2-2 (Home 0-0, Away 2-2)


| Date | Site | W/L | Score |
|----------|------|-----|-------|
| 11-25-60 | NE | W | 24-10 |
| 12-18-60 | Hou | W | 37-21 |
| 10-13-61 | NE | T | 31-31 |
| 11-12-61 | Hou | W | 27-15 |
| 9-16-62 | NE | L | 21-34 |
| 11-18-62 | Hou | W | 21-17 |
| 11-1-63 | NE | L | 3-45 |
| 12-8-63 | Hou | L | 28-46 |
| 11-6-64 | NE | L | 24-25 |
| 11-29-64 | Hou | L | 17-34 |
| 9-19-65 | Hou | W | 10-31 |
| 12-18-65 | NE | L | 14-42 |
| 9-25-66 | NE | L | 21-27 |
| 11-13-66 | Hou | L | 14-38 |

| Date | Site | W/L | Score |
|-----------------|-----------|----------|--------------------|
| 11-5-67 | NE | L | 7-18 |
| 11-26-67 | Hou | W | 27-6 |
| 10-13-68 | NE | W | 16-0 |
| 12-15-68 | Hou | W | 45-17 |
| 11-2-69 | NE | L | 0-24 |
| 12-14-69 | Hou | W | 23-27 |
| 11-7-71 | NE | L | 20-28 |
| 11-25-73 | Hou | L | 0-32 |
| 9-21-75 | NE | W | 7-0 |
| 11-12-78 | NE | W | 26-23 |
| 12-31-78 | NE | W | 31-14 (Div) |
| 11-10-80 | Hou | W | 38-34 |
| 10-18-81 | NE | L | 10-38 |
| 11-28-82 | NE | L | 21-29 |


| Date | Site | W/L | Score |
|----------------|-----------|----------|--------------------|
| 10-18-87 | Hou | L | 7-21 |
| 9-25-88 | Hou | W | 31-6 |
| 10-8-89 | NE | L | 13-23 |
| 9-22-91 | NE | L | 20-24 |
| 10-17-93 | NE | W | 28-14 |
| 9-20-98 | NE | L | 16-27 |
| 12-16-02 | Tenn | W | 24-7 |
| 10-5-03 | NE | L | 30-38 |
| 1-10-04 | NE | L | 14-17 (Div) |
| 12-31-06 | Tenn | L | 23-40 |
| 10-18-09 | NE | L | 0-59 |
| 9-9-12 | Tenn | L | 13-34 |
| 12-20-15 | NE | L | 16-33 |
| 1-13-18 | NE | L | 14-35 (Div) |


Total Points: Titans 904, Patriots 1,118
Longest Win Streak: 4 (1975-80)
Longest Losing Streak: 6 (2003-15)
At Nissan Stadium: 2-2
At Gillette Stadium: 1-6
Series Sweeps: Titans (1960, 68); Patriots (1963, 64, 66)

|  vs. NEW ORLEANS SAINTS | | | | Regular Season: 9-7-1 (Home 3-4-1, Away 6-3) • Playoffs: 0-0 | | | | | | | | | |
|--|------|-----|-------|--|------|-----|-------|----------|------|-----|----------|---|--|
| Date | Site | W/L | Score | Date | Site | W/L | Score | Date | Site | W/L | Score | Total Points: Titans 379, Saints 358 Longest Win Streak: 4 (1996-07) Longest Losing Streak: 3 (1981-87) At Nissan Stadium: 2-2 At Superdome: 6-3 | |
| 10-3-71 | Hou | T | 13-13 | 10-21-90 | Hou | W | 23-10 | 12-11-11 | Tenn | L | 17-22 | | |
| 10-3-76 | NO | W | 31-26 | 9-5-93 | NO | L | 21-33 | 11-8-15 | NO | W | 34-28 OT | | |
| 12-10-78 | NO | W | 17-12 | 11-10-96 | NO | W | 31-14 | 12-22-19 | Tenn | L | 28-38 | | |
| 11-22-81 | Hou | L | 24-27 | 10-17-99 | NO | W | 24-21 | 11-14-21 | Tenn | W | 23-21 | | |
| 9-30-84 | Hou | L | 10-27 | 9-21-03 | Tenn | W | 27-12 | 9-10-23 | NO | L | 15-16 | | |
| 12-13-87 | NO | L | 10-24 | 9-24-07 | NO | W | 31-14 | | | | | | |

|  vs. NEW YORK GIANTS | | | | Regular Season: 6-7 (Home 3-4, Away 3-3) • Playoffs: 0-0 | | | | | | | | | |
|---|------|-----|-------|--|------|-----|----------|----------|------|-----|-------|--|--|
| Date | Site | W/L | Score | Date | Site | W/L | Score | Date | Site | W/L | Score | Total Points: Titans 239, Giants 260 Longest Win Streak: 5 (1997-10) Longest Losing Streak: 5 (1973-94) At Nissan Stadium: 2-2 At Giants Stadium: 1-2 At MetLife Stadium: 2-0 | |
| 9-16-73 | NY | L | 14-34 | 11-9-97 | Tenn | W | 10-6 | 12-7-14 | Tenn | L | 7-36 | | |
| 12-5-82 | NY | L | 14-17 | 10-1-00 | Tenn | W | 28-14 | 12-16-18 | NY | W | 17-0 | | |
| 12-8-85 | Hou | L | 14-35 | 12-1-02 | NY | W | 32-29 OT | 9-11-22 | Ten | L | 20-21 | | |
| 12-21-91 | NY | L | 20-24 | 11-26-06 | Tenn | W | 24-21 | | | | | | |
| 11-21-94 | Hou | L | 10-13 | 9-26-10 | NY | W | 29-10 | | | | | | |

|  vs. NEW YORK JETS | | | | Regular Season: 24-20-1 (Home 18-7, Away 6-13-1) • Playoffs: 1-0 (Home 1-0, Away 0-0) | | | | | | | | | | | | |
|--|------|-----|-------|---|------|-----|----------|-----------------|------------|----------|-------------------|----------|------|-----|----------|---|
| Date | Site | W/L | Score | Date | Site | W/L | Score | Date | Site | W/L | Score | Date | Site | W/L | Score | Total Points: Titans 1,072, Jets 971 Longest Win Streak: 6 (last 1991-96) Longest Losing Streak: 4 (1968-69) At Nissan Stadium: 4-3 At Giants Stadium: 2-3 At MetLife Stadium: 0-2 Series Sweeps: Titans (1960, 61, 62); Jets (1968, 69) |
| 10-9-60 | Hou | W | 27-21 | 10-15-67 | NY | T | 28-28 | 10-13-91 | NY | W | 23-20 | 12-14-14 | Tenn | L | 11-16 | |
| 10-23-60 | NY | W | 42-28 | 10-20-68 | Hou | L | 14-20 | 12-29-91 | Hou | W | 17-10 (WC) | 12-13-15 | NYJ | L | 8-30 | |
| 11-19-61 | Hou | W | 49-13 | 11-10-68 | NY | L | 7-26 | 1-2-94 | Hou | W | 24-0 | 12-2-18 | Tenn | W | 26-22 | |
| 12-10-61 | NY | W | 48-21 | 10-20-69 | NY | L | 17-26 | 12-24-94 | Hou | W | 24-10 | 10-3-21 | NYJ | L | 24-27 OT | |
| 10-14-62 | Hou | W | 56-17 | 12-6-69 | Hou | L | 26-34 | 12-17-95 | Hou | W | 23-6 | | | | | |
| 12-15-62 | NY | W | 44-10 | 10-1-72 | Hou | W | 26-20 | 12-1-96 | NY | W | 35-10 | | | | | |
| 9-22-63 | NY | L | 17-24 | 11-3-74 | NY | W | 27-22 | 11-22-98 | Tenn | L | 3-24 | | | | | |
| 11-10-63 | Hou | W | 31-27 | 9-18-77 | Hou | W | 20-0 | 12-1-03 | NY | L | 17-24 | | | | | |
| 10-17-64 | NY | L | 21-24 | 10-28-79 | Hou | W | 27-24 | 9-10-06 | Tenn | L | 16-23 | | | | | |
| 12-13-64 | Hou | W | 33-17 | 11-23-80 | NY | L | 28-31 OT | 12-23-07 | Tenn | W | 10-6 | | | | | |
| 9-12-65 | Hou | W | 27-21 | 9-27-81 | NY | L | 17-33 | 11-23-08 | Tenn | L | 13-34 | | | | | |
| 11-21-65 | NY | L | 14-41 | 11-18-84 | Hou | W | 31-20 | 9-27-09 | NY | L | 17-24 | | | | | |
| 9-18-66 | NY | L | 13-52 | 9-18-88 | NY | L | 3-45 | 12-17-12 | Tenn | W | 14-10 | | | | | |
| 10-16-66 | Hou | W | 24-0 | 10-28-90 | Hou | L | 12-17 | 10-6-13 | Tenn | W | 38-13 | | | | | |

|  vs. PHILADELPHIA EAGLES | | | | Regular Season: 5-8 (Home 3-3, Away 2-5) • Playoffs: 0-0 | | | | | | | | | |
|--|------|-----|-------|--|------|-----|-------|----------|------|-----|-------|---|--|
| Date | Site | W/L | Score | Date | Site | W/L | Score | Date | Site | W/L | Score | Total Points: Titans 256, Eagles 315 Longest Win Streak: 4 (2000-10) Longest Losing Streak: 6 (1972-94) At Nissan Stadium: 3-0 At Lincoln Financial Field: 1-2 | |
| 11-12-72 | Hou | L | 17-18 | 10-24-94 | Phi | L | 6-21 | 11-23-14 | Phi | L | 24-43 | | |
| 12-16-79 | Hou | L | 20-26 | 12-3-00 | Phi | W | 15-13 | 9-30-18 | Ten | W | 26-23 | | |
| 12-19-82 | Phi | L | 14-35 | 9-8-02 | Tenn | W | 27-24 | 12-4-22 | Phi | L | 10-35 | | |
| 10-2-88 | Phi | L | 23-32 | 11-19-06 | Phi | W | 31-13 | | | | | | |
| 12-2-91 | Hou | L | 6-13 | 10-24-10 | Tenn | W | 37-19 | | | | | | |

|  vs. PITTSBURGH STEELERS | | | | Regular Season: 31-46 (Home 19-19, Away 12-27) • Playoffs: 1-3 (Home 1-1, Away 0-2) | | | | | | | | | | | | |
|--|-------------|----------|----------------------|---|------------|----------|----------------------|----------------|-------------|----------|-----------------------|----------|------|-----|----------|--|
| Date | Site | W/L | Score | Date | Site | W/L | Score | Date | Site | W/L | Score | Date | Site | W/L | Score | Total Points: Titans 1,406, Steelers 1,710 Longest Win Streak: 7 (1997-00) Longest Losing Streak: 5 (last 1994-96) At Nissan Stadium: 6-4 At Heinz Field: 2-6 Series Sweeps: Titans (1987, 89, 93, 98, 99, 00); Steelers (1972, 73, 75, 76, 83, 85, 86, 92, 94, 95, 01) |
| 9-20-70 | Pitt | W | 19-7 | 12-4-80 | Hou | W | 6-0 | 9-6-92 | Hou | L | 24-29 | 9-11-05 | Pitt | L | 7-34 | |
| 10-18-70 | Hou | L | 3-7 | 10-26-81 | Pitt | L | 13-26 | 11-1-92 | Pitt | L | 20-21 | 12-21-08 | Tenn | W | 31-14 | |
| 10-24-71 | Pitt | L | 16-23 | 12-20-81 | Hou | W | 21-20 | 11-28-93 | Hou | W | 23-3 | 9-10-09 | Pitt | L | 10-13 OT | |
| 12-5-71 | Hou | W | 29-3 | 11-21-82 | Hou | L | 10-24 | 12-19-93 | Pitt | W | 26-17 | 9-19-10 | Tenn | L | 11-19 | |
| 10-15-72 | Pitt | L | 7-24 | 9-18-83 | Hou | L | 28-40 | 10-3-94 | Pitt | L | 14-30 | 10-9-11 | Pitt | L | 17-38 | |
| 12-10-72 | Hou | L | 3-9 | 10-2-83 | Pitt | L | 10-17 | 11-6-94 | Hou | L | 9-12 OT | 10-11-12 | Tenn | W | 26-23 | |
| 9-30-73 | Hou | L | 7-36 | 11-4-84 | Pitt | L | 7-35 | 9-10-95 | Hou | L | 17-34 | 9-8-13 | Pit | W | 16-9 | |
| 12-9-73 | Pitt | L | 7-33 | 12-2-84 | Hou | W | 23-20 OT | 12-3-95 | Pitt | L | 7-21 | 11-17-14 | Tenn | L | 24-27 | |
| 10-6-74 | Hou | L | 7-13 | 9-22-85 | Pitt | L | 0-20 | 9-29-96 | Pitt | L | 16-30 | 11-16-17 | Pit | L | 17-40 | |
| 12-1-74 | Pitt | W | 13-10 | 11-17-85 | Hou | L | 7-30 | 10-20-96 | Hou | W | 23-13 | 10-25-20 | Tenn | L | 24-27 | |
| 11-9-75 | Pitt | L | 17-24 | 9-28-86 | Hou | L | 16-22 OT | 9-28-97 | Pitt | L | 24-37 | 12-19-21 | Pit | L | 13-19 | |
| 11-24-75 | Hou | L | 9-32 | 11-16-86 | Pitt | L | 10-21 | 12-21-97 | Tenn | W | 16-6 | 11-2-23 | Pit | L | 16-20 | |
| 11-21-76 | Pitt | L | 16-32 | 11-15-87 | Pitt | W | 23-3 | 11-1-98 | Pitt | W | 41-31 | | | | | |
| 12-11-76 | Hou | L | 0-21 | 12-20-87 | Hou | W | 24-16 | 11-15-98 | Tenn | W | 23-14 | | | | | |
| 10-9-77 | Hou | W | 27-10 | 10-16-88 | Pitt | W | 34-14 | 11-21-99 | Tenn | W | 16-10 | | | | | |
| 10-23-77 | Pitt | L | 10-27 | 12-4-88 | Hou | L | 34-37 | 1-2-00 | Pitt | W | 47-36 | | | | | |
| 10-23-78 | Pitt | W | 24-17 | 10-22-89 | Hou | W | 27-0 | 9-24-00 | Pitt | W | 23-20 | | | | | |
| 12-3-78 | Hou | L | 3-13 | 12-3-89 | Pitt | W | 23-16 | 11-5-00 | Tenn | W | 9-7 | | | | | |
| 1-7-79 | Pitt | L | 5-34 (Champ) | 12-31-89 | Hou | L | 26-23 OT (WC) | 10-29-01 | Pitt | L | 7-34 | | | | | |
| 9-9-79 | Pitt | L | 7-38 | 9-16-90 | Pitt | L | 9-20 | 11-25-01 | Tenn | L | 24-34 | | | | | |
| 12-10-79 | Hou | W | 20-17 | 12-30-90 | Hou | W | 34-14 | 11-17-02 | Tenn | W | 31-23 | | | | | |
| 1-6-80 | Pitt | L | 13-27 (Champ) | 11-24-91 | Pitt | L | 14-26 | 1-11-03 | Tenn | W | 34-31 OT (Div) | | | | | |
| 9-7-80 | Pitt | L | 17-31 | 12-8-91 | Hou | W | 31-6 | 9-28-03 | Pitt | W | 30-13 | | | | | |



vs. SAN FRANCISCO 49ERS

Regular Season: 6-9 (Home 3-5, Away 3-4) • Playoffs: 0-0

| Date | Site | W/L | Score |
|----------|------|-----|-------|
| 11-15-70 | Hou | L | 20-30 |
| 12-7-75 | SF | W | 27-13 |
| 9-17-78 | Hou | W | 20-19 |
| 12-13-81 | SF | L | 6-28 |
| 10-21-84 | Hou | L | 21-34 |
| 11-8-87 | SF | L | 20-27 |

| Date | Site | W/L | Score |
|----------|------|-----|-------|
| 10-7-90 | Hou | L | 21-24 |
| 12-25-93 | SF | W | 10-7 |
| 10-27-96 | Hou | L | 9-10 |
| 10-3-99 | SF | L | 22-24 |
| 11-27-05 | Tenn | W | 33-22 |
| 11-8-09 | SF | W | 34-27 |

| Date | Site | W/L | Score |
|----------|------|-----|-------|
| 10-20-13 | Tenn | L | 17-31 |
| 12-17-17 | SF | L | 23-25 |
| 12-23-21 | Tenn | W | 20-17 |

Total Points: Titans 303, 49ers 338
Longest Win Streak: 2 (1975-78, 2005-09)
Longest Losing Streak: 4 (1981-90)
At Nissan Stadium: 2-1
At Candlestick Park: 3-3
At Levi's Stadium: 0-1



vs. SEATTLE SEAHAWKS

Regular Season: 7-10 (Home 4-3, Away 3-7) • Playoffs: 1-0 (Home 1-0, Away 0-0)

| Date | Site | W/L | Score |
|----------|------|-----|---------------|
| 11-20-77 | Sea | W | 22-10 |
| 10-21-79 | Sea | L | 14-34 |
| 10-5-80 | Hou | L | 7-26 |
| 10-11-81 | Hou | W | 35-17 |
| 9-19-82 | Hou | W | 23-21 |
| 1-3-88 | Hou | W | 23-20 OT (WC) |

| Date | Site | W/L | Score |
|----------|------|-----|----------|
| 11-13-88 | Sea | L | 24-27 |
| 12-2-90 | Sea | L | 10-13 OT |
| 11-7-93 | Hou | W | 24-14 |
| 12-11-94 | Hou | L | 14-16 |
| 11-3-96 | Sea | L | 16-23 |
| 10-5-97 | Sea | L | 13-16 |

| Date | Site | W/L | Score |
|----------|------|-----|----------|
| 11-29-98 | Sea | L | 18-20 |
| 12-18-05 | Tenn | L | 24-28 |
| 1-3-10 | Sea | W | 17-13 |
| 10-13-13 | Sea | L | 13-20 |
| 9-24-17 | Tenn | W | 33-27 |
| 9-19-21 | Sea | W | 33-30 OT |

Total Points: Titans 363, Seahawks 375
Longest Win Streak: 3 (1981-87)
Longest Losing Streak: 5 (1994-05)
At Nissan Stadium: 1-1
At CenturyLink Field: 1-1
At Lumen Field: 1-0



vs. TAMPA BAY BUCCANEERS

Regular Season: 10-3 (Home 8-0, Away 2-3) • Playoffs: 0-0

| Date | Site | W/L | Score |
|----------|------|-----|-------|
| 9-12-76 | Hou | W | 20-0 |
| 10-19-80 | Hou | W | 20-14 |
| 11-27-83 | TB | L | 24-33 |
| 12-10-89 | Hou | W | 20-17 |
| 10-29-95 | Hou | W | 19-7 |
| 11-8-98 | TB | W | 31-22 |

| Date | Site | W/L | Score |
|----------|------|-----|----------|
| 10-14-01 | Tenn | W | 31-28 OT |
| 12-28-03 | Tenn | W | 33-13 |
| 10-14-07 | TB | L | 10-13 |
| 11-27-11 | Tenn | W | 23-17 |
| 9-13-15 | TB | W | 42-14 |
| 10-27-19 | Tenn | W | 27-23 |

| Date | Site | W/L | Score |
|----------|------|-----|-------|
| 11-12-23 | TB | L | 6-20 |

Total Points: Titans 306, Buccaneers 221
Longest Win Streak: 5 (1989-03)
Longest Losing Streak: 1 (1983, 2007, 2023)
At Nissan Stadium: 4-0
At Raymond James Stadium: 2-2



vs. WASHINGTON COMMANDERS

Regular Season: 8-6 (Home 4-2, Away 4-4) • Playoffs: 0-0

| Date | Site | W/L | Score |
|----------|------|-----|----------|
| 10-10-71 | Wash | L | 13-22 |
| 10-19-75 | Hou | W | 13-10 |
| 9-2-79 | Wash | W | 29-27 |
| 9-15-85 | Wash | L | 16-13 |
| 10-30-88 | Hou | W | 41-17 |
| 11-3-91 | Wash | L | 13-16 OT |

| Date | Site | W/L | Score |
|----------|------|-----|----------|
| 10-19-97 | Tenn | W | 28-14 |
| 10-30-00 | Wash | W | 27-21 |
| 10-6-02 | Tenn | L | 14-31 |
| 10-15-06 | Wash | W | 25-22 |
| 11-21-10 | Tenn | L | 16-19 OT |
| 10-20-14 | Wash | L | 17-19 |

| Date | Site | W/L | Score |
|----------|------|-----|-------|
| 12-22-18 | Tenn | W | 25-16 |
| 10-9-22 | Was | W | 21-17 |

Total Points: Titans 295, Commanders 267
Longest Win Streak: 2 (current, last 1997-00)
Longest Losing Streak: 2 (2010-14)
At Nissan Stadium: 1-2
At FedEx Field: 3-1



TITANS ALL-TIME FIRST-ROUND DRAFT PICKS

| Year | Pick | Player | Pos. | College | Year | Pick | Player | Pos. | College |
|------|------|--------------------|------|---------------------|------|------------------|------------------|----------------------|------------------------|
| 2023 | 11 | Peter Skoronski | OL | Northwestern | 1987 | 3 | Alonzo Highsmith | RB | Miami (Fla.) |
| 2022 | 18 | Treyton Burks | WR | Arkansas | 20 | Haywood Jeffires | WR | North Carolina State | |
| 2021 | 22 | Caleb Farley | CB | Virginia Tech | 1986 | 3 | Jim Everett | QB | Purdue |
| 2020 | 29 | Isaiah Wilson | T | Georgia | 1985 | 3 | Ray Childress | DE | Texas A&M |
| 2019 | 19 | Jeffery Simmons | DT | Mississippi State | 11 | Richard Johnson | DB | Wisconsin | |
| 2018 | 22 | Rashaan Evans | LB | Alabama | 1984 | 2 | Dean Steinkuhler | T | Nebraska |
| 2017 | 5 | Corey Davis | WR | Western Michigan | 1983 | 9 | Bruce Matthews | G | Southern California |
| | 18 | Adoree' Jackson | CB | Southern California | 1982 | 8 | Mike Munchak | G | Penn State |
| 2016 | 8 | Jack Conklin | T | Michigan State | 1981 | | (none) | | |
| 2015 | 2 | Marcus Mariota | QB | Oregon | 1980 | | (none) | | |
| 2014 | 11 | Taylor Lewan | T | Michigan | 1979 | | (none) | | |
| 2013 | 10 | Chance Warmack | G | Alabama | 1978 | 1 | Earl Campbell | RB | Texas |
| 2012 | 20 | Kendall Wright | WR | Baylor | 1977 | 11 | Morris Towns | T | Missouri |
| 2011 | 8 | Jake Locker | QB | Washington | 1976 | | (none) | | |
| 2010 | 16 | Derrick Morgan | DE | Georgia Tech | 1975 | 6 | Robert Brazile | LB | Jackson State |
| 2009 | 30 | Kenny Britt | WR | Rutgers | 15 | Don Hardeman | RB | Texas A&M-Kingsville | |
| 2008 | 24 | Chris Johnson | RB | East Carolina | 1974 | | (none) | | |
| 2007 | 19 | Michael Griffin | DB | Texas | 1973 | 1 | John Matuszak | DE | Tampa |
| 2006 | 3 | Vince Young | QB | Texas | 14 | George Amundson | RB | Iowa State | |
| 2005 | 6 | Pacman Jones | CB | West Virginia | 1972 | 6 | Greg Sampson | DE | Stanford |
| 2004 | | (none) | | | 1971 | 3 | Dan Pastorini | QB | Santa Clara |
| 2003 | 28 | Andre Woolfolk | CB | Oklahoma | 1970 | 14 | Doug Wilkerson | G | North Carolina Central |
| 2002 | 15 | Albert Haynesworth | DT | Tennessee | 1969 | 15 | Ron Pritchard | LB | Arizona State |
| 2001 | | (none) | | | 1968 | | (none) | | |
| 2000 | 30 | Keith Bulluck | LB | Syracuse | 1967 | 5 | George Webster | LB | Michigan State |
| 1999 | 16 | Jevon Kearse | DE | Florida | 23 | Tom Regner | G | Notre Dame | |
| 1998 | 16 | Kevin Dyson | WR | Utah | 1966 | | Tommy Nobis | LB | Texas |
| 1997 | 18 | Kenny Holmes | DE | Miami (Fla.) | 1965 | | Lawrence Elkins | TE | Baylor |
| 1996 | 14 | Eddie George | RB | Ohio State | 1964 | | Scott Appleton | DT | Texas |
| 1995 | 3 | Steve McNair | QB | Alcorn State | 1963 | | Danny Brabham | LB | Arkansas |
| 1994 | 26 | Henry Ford | DE | Arkansas | 1962 | | Ray Jacobs | DT | Howard Payne |
| 1993 | 13 | Brad Hopkins | T | Illinois | 1961 | | Mike Ditka | TE | Pittsburgh |
| 1992 | | (none) | | | 1960 | | Billy Cannon | HB | Louisiana State |
| 1991 | | (none) | | | | | | | |
| 1990 | 15 | Lamar Lathon | LB | Houston | | | | | |
| 1989 | 23 | David Williams | T | Florida | | | | | |
| 1988 | 22 | Lorenzo White | RB | Michigan State | | | | | |



The Titans drafted Jeffery Simmons in the first round of the 2019 NFL Draft.

ALL-TIME DRAFT SELECTIONS

2023

| Rd. | Pick | Player | Pos. | College |
|-----|------|-----------------------|------|------------------|
| 1 | 11 | Peter Skoronski | OL | Northwestern |
| 2a | 33 | Will Levis | QB | Kentucky |
| 2b | 41 | (Traded to Arizona) | | |
| 3a | 72 | (Traded to Arizona) | | |
| 3b | 81 | Tyjae Spears | RB | Tulane |
| 4 | 110 | (Traded to Atlanta) | | |
| 5 | 147 | Josh Whyle | TE | Cincinnati |
| 6a | 186 | Jaelyn Duncan | OL | Maryland |
| 6b | 189 | (Traded to L.A. Rams) | | |
| 7 | 228 | Colton Dowell | WR | Tennessee-Martin |

Draft Notes

General Manager: Ran Carthon

- 2a, 3b – Picks acquired from Arizona for 2b, 3a and a third-round pick in 2024
- 4 – Pick traded to Atlanta in 2021 (see 2022, 2b)
- 6a – Pick acquired from Atlanta in 2021 (see 2022, 2b)
- 6b – Pick traded to L.A. Rams in 2022 for WR Robert Woods

2022

| Rd. | Pick | Player | Pos. | College |
|-----|------|-----------------------|------|-------------|
| 1a | 18 | Treyton Burks | WR | Arkansas |
| 1b | 26 | (Traded to N.Y. Jets) | | |
| 2a | 35 | Roger McCreary | CB | Auburn |
| 2b | 58 | (Traded to Atlanta) | | |
| 3a | 69 | Nicholas Petit-Frere | OL | Ohio State |
| 3b | 86 | Malik Willis | QB | Liberty |
| 3c | 90 | (Traded to Las Vegas) | | |
| 3d | 101 | (Traded to N.Y. Jets) | | |
| 4a | 131 | Hassan Haskins | RB | Michigan |
| 4b | 143 | Chig Okonkwo | TE | Maryland |
| 5a | 163 | Kyle Philips | WR | UCLA |
| 5b | 169 | (Traded to Las Vegas) | | |
| 6a | 204 | Theo Jackson | S | Tennessee |
| 6b | 219 | Chance Campbell | LB | Mississippi |
| 7 | 247 | (Traded to Miami) | | |

Draft Notes

General Manager: Jon Robinson

- 4b, 6b – Awarded as a compensatory selections
- 1a, 3d – Picks acquired from Philadelphia for WR A.J. Brown
- 2b – Pick traded in 2021 with a fourth-round pick in 2023 to Atlanta for WR Julio Jones and a sixth-round pick in 2023
- 2a, 3a, 5a – Picks acquired from N.Y. Jets for 1b, 3d
- 3b – Pick acquired from Las Vegas for 3c and 5b
- 7 – Pick traded with T Isaiah Wilson to Miami in 2021 (see 2021 7a)

2021

| Rd. | Pick | Player | Pos. | College |
|-----|------|---------------------------|------|--------------------|
| 1 | 22 | Caleb Farley | CB | Virginia Tech |
| 2 | 53 | Dillon Radunz | T | North Dakota State |
| 3a | 85 | (Traded to Green Bay) | | |
| 3b | 92 | Monty Rice | ILB | Georgia |
| 3c | 100 | Elijah Molden | CB | Washington |
| 4a | 109 | Dez Fitzpatrick | WR | Louisville |
| 4b | 126 | (Traded to Carolina) | | |
| 4c | 135 | Rashad Weaver | OLB | Pittsburgh |
| 5 | 166 | (Traded to Carolina) | | |
| 6a | 185 | (Traded to L.A. Chargers) | | |
| 6b | 205 | Racey McMath | WR | Louisiana State |
| 6c | 215 | Brady Breeze | S | Oregon |
| 7a | 232 | (Traded to Carolina) | | |
| 7b | 249 | (Traded to L.A. Rams) | | |

Draft Notes

General Manager: Jon Robinson

- 3b, 4c – Picks acquired from Green Bay for 3a
- 3c – Awarded as a compensatory selection
- 4a – Pick acquired from Carolina for 4b, 5 and 7a
- 6a – Pick acquired from Jacksonville in 2020 for OLB Kamalei Correa

and 7b; traded to L.A. Chargers in 2020 for CB Desmond King II

- 6c – Pick acquired from Kansas City in 2020 (see 2020, 7b)
- 7a – Pick acquired from Miami for T Isaiah Wilson and a seventh-round choice in 2022; traded with 4b and 5 to Carolina for 4a
- 7b – Pick and OLB Kamalei Correa traded to Jacksonville in 2020 for 6a

2020

| Rd. | Pick | Player | Pos. | College |
|-----|------|-------------------------|------|----------------------|
| 1 | 29 | Isaiah Wilson | T | Georgia |
| 2 | 61 | Kristian Fulton | CB | Louisiana State |
| 3 | 93 | Darrynton Evans | RB | Appalachian State |
| 4 | 135 | (Traded to Miami) | | |
| 5 | 174 | Larrell Murchison | DL | North Carolina State |
| 6 | 208 | (Traded to Green Bay) | | |
| 7a | 224 | Cole McDonald | QB | Hawaii |
| 7b | 237 | (Traded to Kansas City) | | |
| 7c | 243 | Chris Jackson | DB | Marshall |

Draft Notes

General Manager: Jon Robinson

- 4 – Pick traded to Miami in 2019 (see 2019, 6a)
- 6 – Pick traded to Green Bay in 2019 for OLB Reggie Gilbert
- 7a – Pick acquired in a 2019 trade with Cleveland for WR Taywan Taylor
- 7b – Pick acquired in a trade with Denver for DT Jurrell Casey and then traded to Kansas City for a sixth-round choice in 2021

2019

| Rd. | Pick | Player | Pos. | College |
|-----|------|-----------------------|------|-------------------|
| 1 | 19 | Jeffery Simmons | DT | Mississippi State |
| 2 | 51 | A.J. Brown | WR | Mississippi |
| 3 | 82 | Nate Davis | OL | Charlotte |
| 4a | 116 | Amani Hooker | DB | Iowa |
| 4b | 121 | (Traded to N.Y. Jets) | | |
| 5a | 157 | (Traded to N.Y. Jets) | | |
| 5b | 168 | D'Andre Walker | OLB | Georgia |
| 6a | 188 | David Long | LB | West Virginia |
| 6b | 191 | (Traded to Baltimore) | | |
| 7 | 233 | (Traded to Miami) | | |

Draft Notes

General Manager: Jon Robinson

- 4a, 5b – Picks acquired in a trade with N.Y. Jets for 4b and 5a
- 6a – Pick and QB Ryan Tannehill acquired in a trade with Miami for a seventh-round pick (233 overall) and a fourth-round pick in 2020
- 6b – Pick acquired in a trade with Baltimore for LB Kamalei Correa

2018

| Rd. | Pick | Player | Pos. | College |
|-----|------|--|------|------------------|
| 1a | 22 | Rashaan Evans | LB | Alabama |
| 1b | 25 | (traded to Baltimore) | | |
| 2a | 41 | Harold Landry | OLB | Boston College |
| 2b | 57 | (traded to Oakland) | | |
| 3 | 89 | (traded to Oakland) | | |
| 4 | 125 | (traded to Baltimore) | | |
| 5a | 152 | Dane Cruikshank | DB | Arizona |
| 5b | 162 | (traded to Baltimore) | | |
| 6a | 199 | Luke Falk | QB | Washington State |
| 6b | 215 | (acquired from Baltimore and traded back to Baltimore) | | |
| 7 | 243 | (traded to Kansas City) | | |

Draft Notes

General Manager: Jon Robinson

- 1a, 6b – Picks acquired in a trade with Baltimore for 1b and 4 (6b later traded back to Baltimore)
- 2a – Pick acquired in a trade with Oakland for 2b and 3
- 5a – Pick acquired in a trade with Baltimore for 5b and 6b (6b originally traded from Baltimore to Tennessee before being traded back to Baltimore)
- 7 – Pick traded to Kansas City in 2017 for defensive lineman David King

ALL-TIME DRAFT SELECTIONS

2017

| Rd. | Pick | Player | Pos. | College |
|-----|------|--------------------------|------|-----------------------|
| 1a | 5 | Corey Davis | WR | Western Michigan |
| 1b | 18 | Adoree' Jackson | CB | Southern California |
| 2 | 52 | (traded to Cleveland) | | |
| 3a | 72 | Taywan Taylor | WR | Western Kentucky |
| 3b | 83 | (traded to New England) | | |
| 3c | 100 | Jonnu Smith | TE | Florida International |
| 4 | 124 | (Traded to New England) | | |
| 5a | 155 | Jayon Brown | LB | UCLA |
| 5b | 164 | (Traded to Philadelphia) | | |
| 6a | 200 | (Traded to N.Y. Giants) | | |
| 6b | 203 | (Traded to Denver) | | |
| 6c | 207 | (Traded to Cincinnati) | | |
| 6d | 214 | (Traded to Philadelphia) | | |
| 6e | 217 | Corey Levin | OL | Chattanooga |
| 7a | 227 | Josh Carraway | OLB | Texas Christian |
| 7b | 236 | Brad Seaton | T | Villanova |
| 7c | 241 | Khalfani Muhammad | RB | California |

Draft Notes

General Manager: Jon Robinson

- 2 – Pick traded to Cleveland during 2016 draft (see 2016, 1b)
- 3a, 6a – Picks acquired in a trade with New England for 3b and 4
- 3c – Compensatory selection; acquired in a trade with the Los Angeles Rams during the 2016 draft (see 2016, 1a)
- 5a – Pick acquired in a trade with Philadelphia for 5b, 6d
- 6b – Pick traded to Denver during 2016 draft (see 2016, 5b)
- 6c, 7c – Picks acquired in a trade with the N.Y. Giants for 6a
- 6d – Pick acquired in a trade with Atlanta in 2015 (see 2016, 6c)
- 6e, 7a – Picks acquired in a trade with Cincinnati for 6c

2016

| Rd. | Pick | Player | Pos. | College |
|-----|------|------------------------------|------|------------------------|
| 1a | 1 | (traded to Los Angeles Rams) | | |
| 1b | 8 | Jack Conklin | T | Michigan State |
| 1c | 15 | (traded to Cleveland) | | |
| 2a | 33 | Kevin Dodd | OLB | Clemson |
| 2b | 43 | Austin Johnson | DL | Penn State |
| 2c | 45 | Derrick Henry | RB | Alabama |
| 3a | 64 | Kevin Byard | S | Middle Tennessee State |
| 3b | 76 | (traded to Cleveland) | | |
| 4a | 100 | (traded to Philadelphia) | | |
| 4b | 113 | (traded to Los Angeles Rams) | | |
| 5a | 140 | Tajae Sharpe | WR | Massachusetts |
| 5b | 157 | LeShaun Sims | CB | Southern Utah |
| 6a | 176 | (traded to Denver) | | |
| 6b | 177 | (traded to Los Angeles Rams) | | |
| 6c | 193 | Sebastian Tretola | G | Arkansas |
| 7a | 222 | Aaron Wallace | OLB | UCLA |
| 7b | 253 | Kalan Reed | CB | Southern Mississippi |

Draft Notes

General Manager: Jon Robinson

- 1b, 6a – Picks acquired in a trade with Cleveland for 1c, 3b and a 2017 second-round choice
- 1c, 2b, 2c, 3b – Picks and 2017 first-round and third-round choices acquired in a trade with the L.A. Rams for 1a, 4b and 6b
- 4b – Pick acquired in a trade with Philadelphia for 4a and RB DeMarco Murray
- 5b, 7b – Picks acquired in a trade with Denver for 6a and a 2017 sixth-round choice
- 6c – Pick and a 2017 sixth-round choice acquired in 2015 from Atlanta for G Andy Levitre.

2015

| Rd. | Pick | Player | Pos. | College |
|-----|------|-----------------------------|------|----------|
| 1 | 2 | Marcus Mariota | QB | Oregon |
| 2a | 33 | (traded to New York Giants) | | |
| 2b | 40 | Dorial Green-Beckham | WR | Oklahoma |
| 3 | 66 | Jeremiah Poutasi | OL | Utah |
| 4a | 100 | Angelo Blackson | DE | Auburn |

| | | | | |
|----|-----|-------------------------|-----|----------------|
| 4b | 108 | Jalston Fowler | FB | Alabama |
| 5 | 138 | David Cobb | RB | Minnesota |
| 6a | 177 | Deiontrez Mount | OLB | Louisville |
| 6b | 208 | Andy Gallik | C | Boston College |
| 7a | 219 | (traded to New England) | | |
| 7b | 245 | Tre McBride | WR | William & Mary |

Draft Notes

General Manager: Ruston Webster

- 2b, 4b, 7 – Picks acquired from New York Giants for 2a.
- 6b – Pick acquired in 2014 from New England for LB Akeem Ayers and 7a.

2014

| Rd. | Pick | Player | Pos. | College |
|-----|------|---------------------------|------|-----------------|
| 1 | 11 | Taylor Lewan | T | Michigan |
| 2a | 42 | (traded to Philadelphia) | | |
| 2b | 54 | Bishop Sankey | RB | Washington |
| 3 | 77 | (traded to San Francisco) | | |
| 4a | 112 | DaQuan Jones | DL | Penn State |
| 4b | 122 | Marqueston Huff | DB | Wyoming |
| 5 | 151 | Avery Williamson | LB | Kentucky |
| 6a | 178 | Zach Mettenberger | QB | Louisiana State |
| 6b | 186 | (traded to Washington) | | |
| 7 | 228 | (traded to Washington) | | |

Draft Notes

General Manager: Ruston Webster

- 2b, 4b – Picks acquired in trade with Philadelphia for 2a.
- 3 – Pick traded to San Francisco during 2013 draft (see 2013, 2a).
- 6a – Pick acquired in trade with Washington for 6b and 7.

2013

| Rd. | Pick | Player | Pos. | College |
|-----|------|---------------------------|------|-----------------|
| 1 | 10 | Chance Warmack | G | Alabama |
| 2a | 34 | Justin Hunter | WR | Tennessee |
| 2b | 40 | (traded to San Francisco) | | |
| 3a | 70 | Blidi Wreh-Wilson | CB | Connecticut |
| 3b | 97 | Zaviar Gooden | LB | Missouri |
| 4 | 107 | Brian Schwenke | C | California |
| 5 | 142 | Lavar Edwards | DE | Louisiana State |
| 6a | 176 | (traded to Minnesota) | | |
| 6b | 202 | Khalid Wooten | CB | Nevada |
| 7a | 216 | (traded to San Francisco) | | |
| 7b | 248 | Daimion Stafford | S | Nebraska |

Draft Notes

General Manager: Ruston Webster

- 2a – Pick acquired in trade with San Francisco for 2b, 7a and a third-round pick in 2014.
- 6a – Pick traded to Minnesota in 2012 for a seventh-round pick in 2012.
- 3b, 6b, 7b – Awarded as compensatory selections

2012

| Rd. | Pick | Player | Pos. | College |
|-----|------|-------------------|------|--------------------|
| 1 | 20 | Kendall Wright | WR | Baylor |
| 2 | 52 | Zach Brown | LB | North Carolina |
| 3 | 82 | Mike Martin | DT | Michigan |
| 4 | 115 | Coty Sensabaugh | CB | Clemson |
| 5a | 145 | Taylor Thompson | TE | Southern Methodist |
| 5b | 155 | (traded to Miami) | | |
| 6 | 190 | Markelle Martin | S | Oklahoma State |
| 7a | 211 | Scott Solomon | DE | Rice |
| 7b | 227 | (traded to Miami) | | |

Draft Notes

General Manager: Ruston Webster

- 5a – Pick acquired in trade with Miami for 5b and 7b
- 7a – Pick acquired in trade with Minnesota for a sixth-round choice in 2013

ALL-TIME DRAFT SELECTIONS

2011

| Rd. | Pick | Player | Pos. | College |
|-----|------|-----------------|------|---------------------|
| 1 | 8 | Jake Locker | QB | Washington |
| 2 | 39 | Akeem Ayers | LB | UCLA |
| 3 | 77 | Jurrell Casey | DT | Southern California |
| 4a | 109 | Colin McCarthy | LB | Miami (Fla.) |
| 4b | 130 | Jamie Harper | RB | Clemson |
| 5 | 142 | Karl Klug | DL | Iowa |
| 6 | 175 | Byron Stingily | T | Louisville |
| 7a | 212 | Zach Clayton | DT | Auburn |
| 7b | 251 | Tommie Campbell | DB | California (Pa.) |

Draft Notes

General Manager: Mike Reinfeldt

- 4b, 7b – Awarded as compensatory selections

2010

| Rd. | Pick | Player | Pos. | College |
|-----|------|-------------------------|------|---------------------|
| 1 | 16 | Derrick Morgan | DE | Georgia Tech |
| 2 | 47 | (traded to New England) | | |
| 3a | 77 | Damian Williams | WR | Southern California |
| 3b | 97 | Rennie Curran | LB | Georgia |
| 4a | 104 | Alterraun Verner | CB | UCLA |
| 4b | 111 | (traded to Seattle) | | |
| 5 | 148 | Robert Johnson | S | Utah |
| 6a | 176 | Rusty Smith | QB | Florida Atlantic |
| 6b | 185 | (traded to Seattle) | | |
| 6c | 207 | Myron Rolle | S | Florida State |
| 7a | 222 | Marc Mariani | WR | Montana |
| 7b | 241 | David Howard | DT | Brown |

Draft Notes

General Manager: Mike Reinfeldt

- 3b, 6c, 7b – Awarded as compensatory selections
- 2 – Traded to New England in 2009 (see 2009 3a)
- 4a, 6a – Picks acquired in trade with Seattle for RB LenDale White, DT Kevin Vickerson, 4b and 6b

2009

| Rd. | Pick | Player | Pos. | College |
|-----|------|--------------------|------|----------------------|
| 1 | 30 | Kenny Britt | WR | Rutgers |
| 2 | 62 | Sen'Derrick Marks | DT | Auburn |
| 3a | 89 | Jared Cook | TE | South Carolina |
| 3b | 94 | Ryan Mouton | CB | Hawaii |
| 4a | 130 | Gerald McRath | LB | Southern Mississippi |
| 4b | 135 | Troy Kropog | T/G | Tulane |
| 5a | 166 | (Traded to Dallas) | | |
| 5b | 173 | Javon Ringer | RB | Michigan State |
| 6a | 203 | Jason McCourty | CB | Rutgers |
| 6b | 206 | Dominique Edison | WR | Stephen F. Austin |
| 7a | 239 | Ryan Durand | G | Syracuse |
| 7b | 242 | Nick Schommer | S | North Dakota State |

Draft Notes

General Manager: Mike Reinfeldt

- 4b, 5b, 6b, 7b – Awarded as compensatory selections
- 3a – Pick acquired in trade with New England for second round pick in 2010
- 5a – Pick traded to Dallas (see 2008 4c)

2008

| Rd. | Pick | Player | Pos. | College |
|-----|------|------------------------|------|---------------------|
| 1 | 24 | Chris Johnson | RB | East Carolina |
| 2 | 54 | Jason Jones | DL | Eastern Michigan |
| 3 | 85 | Craig Stevens | TE | California |
| 4a | 103 | William Hayes | DE | Winston-Salem State |
| 4b | 124 | (Traded to Washington) | | |
| 4c | 126 | Lavelle Hawkins | WR | California |
| 4d | 134 | Stanford Keglar | LB | Purdue |
| 5 | 157 | (Traded to Washington) | | |
| 6 | 189 | (Traded to Seattle) | | |
| 7 | 229 | Cary Williams | CB | Washburn |

Draft Notes

General Manager: Mike Reinfeldt

- 4d – Awarded as compensatory selection
- 4a – Pick acquired in trade with Washington for fourth round pick (#124 overall) and fifth round pick (#157 overall).
- 4b – Traded to Washington (see 4a)
- 4c – Pick acquired in trade with Dallas for Pacman Jones
- 5 – Pick traded to Washington (see 4a)
- 6 – Pick traded to Seattle for Bryce Fisher

2007

| Rd. | Pick | Player | Pos. | College |
|-----|------|-----------------|------|----------------------|
| 1 | 19 | Michael Griffin | S | Texas |
| 2 | 50 | Chris Henry | RB | Arizona |
| 3 | 80 | Paul Williams | WR | Fresno State |
| 4a | 115 | Leroy Harris | G/C | North Carolina State |
| 4b | 128 | Chris Davis | WR | Florida State |
| 5 | 152 | Antonio Johnson | DT | Mississippi State |
| 6a | 188 | Joel Filani | WR | Texas Tech |
| 6b | 204 | Jacob Ford | DE | Central Arkansas |
| 6c | 206 | Ryan Smith | CB | Florida |
| 7 | 223 | Mike Otto | T | Purdue |

Draft Notes

General Manager: Mike Reinfeldt

- 4b – Pick acquired in trade with Baltimore for Steve McNair in 2006.
- 6b – Pick acquired in trade with San Diego for Billy Volek in 2006.
- 6c – Pick acquired in trade with Indianapolis for seventh round pick (#238 overall) in 2006. That selection was originally obtained from Indianapolis for Rocky Calmus.

2006

| Rd. | Pick | Player | Pos. | College |
|-----|------|--------------------------|------|----------------------|
| 1 | 3 | Vince Young | QB | Texas |
| 2a | 39 | (Traded to Philadelphia) | | |
| 2b | 45 | LenDale White | RB | Southern California |
| 3 | 70 | (Traded to Buffalo) | | |
| 4a | 102 | Calvin Lowry | S | Penn State |
| 4b | 116 | Stephen Tulloch | LB | North Carolina State |
| 5a | 137 | Terna Nande | LB | Miami (Ohio) |
| 5b | 169 | Jesse Mahelona | DT | Tennessee |
| 6 | 172 | Jonathan Orr | WR | Wisconsin |
| 7a | 215 | Cortland Finnegan | CB | Samford |
| 7b | 238 | (Traded to Indianapolis) | | |
| 7c | 245 | Spencer Toone | LB | Utah |
| 7d | 246 | Quinton Ganther | RB | Utah |

Draft Notes

General Manager: Floyd Reese

- 5b, 7c and 7d – awarded as compensatory selections
- 2a – Pick traded to Philadelphia (see 2b)
- 2b – Pick acquired from Philadelphia along with 2006 fourth round pick (116 overall) for the Titans second round pick (39 overall)
- 3 – Pick traded to Buffalo for RB Travis Henry in 2005
- 7b – Pick acquired from Indianapolis for LB Rocky Calmus in 2005 and traded back to Indianapolis for sixth round selection in 2007

2005

| Rd. | Pick | Player | Pos. | College |
|-----|------|---------------------|------|--------------------|
| 1 | 6 | Adam Jones | CB | West Virginia |
| 2a | 37 | (Traded to Detroit) | | |
| 2b | 41 | Michael Roos | T | Eastern Washington |
| 3a | 68 | Courtney Roby | WR | Indiana |
| 3b | 96 | Brandon Jones | WR | Oklahoma |
| 4a | 108 | Vincent Fuller | S | Virginia Tech |
| 4b | 113 | David Stewart | T | Mississippi State |
| 4c | 136 | Roydell Williams | WR | Tulane |
| 5a | 142 | Damien Nash | RB | Missouri |
| 5b | 150 | Daniel Loper | T | Texas Tech |
| 6 | 179 | Bo Scaife | TE | Texas |
| 7 | 218 | Reynaldo Hill | CB | Florida |

ALL-TIME DRAFT SELECTIONS

Draft Notes

General Manager: Floyd Reese

- 3b and 4c – awarded as compensatory selections
- 2a – Pick traded to Detroit (see 2b)
- 2b – Pick acquired from Detroit along with 2005 fourth round pick (113 overall) for the Titans second round pick (37 overall)
- 4b – Pick acquired from Detroit (see 2b)
- 5b – Pick acquired from Kansas City for DE Carlos Hall

2004

| Rd. | Pick | Player | Pos. | College |
|-----|------|---------------------|------|---------------------|
| 1 | 27 | (Traded to Houston) | | |
| 2a | 40 | Ben Troupe | TE | Florida |
| 2b | 42 | Travis LaBoy | DE | Hawaii |
| 2c | 57 | Antwan Odom | DE | Alabama |
| 3a | 71 | Randy Starks | DT | Maryland |
| 3b | 92 | Rich Gardner | CB | Penn State |
| 4a | 103 | Bo Schobel | DE | Texas Christian |
| 4b | 124 | Michael Waddell | CB | North Carolina |
| 5a | 138 | Jacob Bell | G | Miami (Ohio) |
| 5b | 159 | (Traded to Houston) | | |
| 5c | 165 | Robert Reynolds | LB | Ohio State |
| 6 | 191 | Troy Fleming | RB | Tennessee |
| 7a | 230 | Jared Clauss | DT | Iowa |
| 7b | 239 | Eugene Amano | C | S.E. Missouri State |
| 7c | 241 | Sean McHugh | TE | Penn State |

Draft Notes

General Manager: Floyd Reese

- 5c, 7b, 7c – awarded as compensatory selections
- 1 – Pick traded to Houston (see 2a)
- 2a – Pick acquired from Houston along with 2004 third round pick (71 overall), fourth round pick (103 overall) and fifth round pick (138 overall) for the Titans 2004 first round pick (27 overall) and fifth round pick (159 overall)
- 2b – Pick acquired from New York Jets for WR Justin McCareins
- 3a – Pick acquired in Houston trade (see 2a)
- 4a – Pick acquired in Houston trade (see 2a)
- 5a – Pick acquired in Houston trade (see 2a)
- 5b – Pick traded to Houston (see 2a)

2003

| Rd. | Pick | Player | Pos. | College |
|-----|------|-------------------------|------|------------------------|
| 1 | 28 | Andre Woolfolk | CB | Oklahoma |
| 2 | 60 | Tyrone Calico | WR | Middle Tennessee State |
| 3 | 93 | Chris Brown | RB | Colorado |
| 4 | 126 | Rien Long | DT | Washington State |
| 5a | 154 | Donnie Nickey | S | Ohio State |
| 5b | 164 | (Traded to New England) | | |
| 6 | 201 | (Traded to New England) | | |
| 7a | 225 | Todd Williams | T | Florida State |
| 7b | 243 | (Traded to New England) | | |

Draft Notes

General Manager: Floyd Reese

- 5a – Pick acquired from New England along with 2003 seventh round pick (225 overall) for the Titans 2003 fifth round pick (164 overall), sixth round pick (201 overall) and seventh round pick (243 overall)
- 5b – Pick traded to New England (see 5a)
- 6 – Pick traded to New England (see 5a)
- 7a – Pick acquired in New England trade (see 5a)
- 7b – Pick traded to New England (see 5a)

2002

| Rd. | Pick | Player | Pos. | College |
|-----|------|-------------------------|------|-----------------|
| 1a | 14 | (Traded to N.Y. Giants) | | |
| 1b | 15 | Albert Haynesworth | DT | Tennessee |
| 2 | 45 | Tank Williams | S | Stanford |
| 3 | 77 | Rocky Calmus | LB | Oklahoma |
| 4a | 110 | Mike Echols | CB | Wisconsin |
| 4b | 115 | Tony Beckham | CB | Wisconsin-Stout |
| 4c | 133 | Rocky Boiman | LB | Notre Dame |

| | | | | |
|----|-----|----------------|----|-------------------|
| 5 | 151 | Jake Schifino | WR | Akron |
| 6 | 187 | Justin Hartwig | G | Kansas |
| 7a | 225 | Darrell Hill | WR | Northern Illinois |
| 7b | 240 | Carlos Hall | DE | Arkansas |

Draft Notes

General Manager: Floyd Reese

- 4c – awarded as compensatory selection
- 1a – Pick traded to N.Y. Giants (see 1b)
- 1b – Pick acquired from the New York Giants along with 2002 fourth round pick (115 overall) for the Titans 2002 first round pick (14 overall)
- 4b – Pick acquired in Giants trade (see 1b)
- 7b – Pick acquired from Green Bay for DT Rod Walker

2001

| Rd. | Pick | Player | Pos. | College |
|-----|------|-----------------------|------|-------------------|
| 1 | 29 | (Traded to St. Louis) | | |
| 2 | 60 | Andre Dyson | CB | Utah |
| 3 | 90 | Shad Meier | TE | Kansas State |
| 4 | 124 | Justin McCareins | WR | Northern Illinois |
| 5 | 159 | Eddie Berlin | WR | Northern Iowa |
| 6a | 192 | Dan Alexander | RB | Nebraska |
| 6b | 199 | Adam Haayer | T | Minnesota |
| 7a | 229 | (Traded to Oakland) | | |
| 7b | 232 | Keith Adams | LB | Clemson |

Draft Notes

General Manager: Floyd Reese

- 6b, 7b – awarded as compensatory selections
- 1 – Pick traded to St. Louis for DE Kevin Carter
- 7a – Pick traded to Oakland for C Gennaro DiNapoli

2000

| Rd. | Pick | Player | Pos. | College |
|-----|------|------------------|------|-------------------|
| 1 | 30 | Keith Bulluck | LB | Syracuse |
| 3a | 68 | Erron Kinney | TE | Florida |
| 3b | 93 | Byron Frisch | DE | Brigham Young |
| 4a | 124 | Bobby Myers | S | Wisconsin |
| 4b | 128 | Peter Sirmon | LB | Oregon |
| 5a | 135 | Aric Morris | S | Michigan State |
| 5b | 160 | Frank Chamberlin | LB | Boston College |
| 6 | 197 | Robaire Smith | DE | Michigan State |
| 7a | 213 | Mike Green | RB | Houston |
| 7b | 237 | Wes Shivers | T | Mississippi State |

Draft Notes

General Manager: Floyd Reese

- 4b – awarded as compensatory selection
- 7a – Pick acquired from Chicago for LB Lemanski Hall

1999

| Rd. | Pick | Player | Pos. | College |
|-----|------|-------------------------|------|--------------------|
| 1 | 16 | Jevon Kearse | DE | Florida |
| 2a | 46 | (Traded to New England) | | |
| 2b | 52 | John Thornton | DT | West Virginia |
| 3 | 81 | Zach Piller | G | Florida |
| 4a | 114 | Brad Ware | S | Auburn |
| 4b | 117 | Donald Mitchell | CB | Southern Methodist |
| 5 | 151 | Kevin Daft | QB | California-Davis |
| 6 | 186 | Darran Hall | WR | Colorado State |
| 7 | 222 | Phil Glover | LB | Utah |

Draft Notes

General Manager: Floyd Reese

- 2a – Pick traded to New England (see 2b)
- 2b – Pick acquired from New England along with 1999 fourth round pick (117 overall) for Titans 1999 second round pick (46 overall)
- 4b – Pick acquired in New England trade (see 2b)

ALL-TIME TITANS/OILERS PICKS BY UNIVERSITY (1960-PRESENT)

| School | Picks | School | Picks | School | Picks | School | Picks |
|----------------------|--------------|--------------------------|--------------|---------------------------|--------------|--------------------------|--------------|
| Texas | 20 | Southern Mississippi | 6 | Mississippi Southern | 2 | La Verne | 1 |
| Auburn | 15 | Tulane | 6 | Nicholls State | 2 | Lake Forest | 1 |
| Oklahoma | 15 | Utah State | 6 | North Carolina A&T | 2 | Liberty | 1 |
| Alabama | 14 | Fresno State | 5 | North Dakota State | 2 | Marshall | 1 |
| Baylor | 14 | Iowa State | 5 | North Texas State | 2 | Maryland-Eastern Shore | 1 |
| Louisiana State | 14 | Jackson State | 5 | Northern Arizona | 2 | Massachusetts | 1 |
| Penn State | 14 | Louisiana Tech | 5 | Southwest Missouri | 2 | McMurry | 1 |
| Michigan State | 13 | Minnesota | 5 | Samford | 2 | Minnesota State-Mankato | 1 |
| Mississippi | 13 | New Mexico State | 5 | South Carolina State | 2 | Minnesota-Duluth | 1 |
| Rice | 13 | Texas Tech | 5 | South Dakota State | 2 | Morningside | 1 |
| Georgia | 12 | Washington State | 5 | Southern | 2 | North Dakota | 1 |
| Houston | 12 | Arizona State | 4 | Texas A&M-Kingsville | 2 | Northeast Louisiana | 1 |
| Mississippi State | 12 | Boston College | 4 | Toledo | 2 | Northeast Missouri | 1 |
| Southern California | 12 | Brigham Young | 4 | Troy State | 2 | Northeast Oklahoma | 1 |
| Tennessee | 12 | Cincinnati | 4 | Texas-El Paso | 2 | Northern Colorado | 1 |
| Texas A&M | 12 | Colorado | 4 | Wake Forest | 2 | Northern Iowa | 1 |
| Miami (Fla.) | 11 | Colorado State | 4 | Wyoming | 2 | Northwest Missouri State | 1 |
| Northwestern | 11 | Lamar | 4 | Air Force | 1 | New Mexico Highlands | 1 |
| Clemson | 10 | Prairie View | 4 | Akron | 1 | Nevada | 1 |
| Florida State | 10 | Syracuse | 4 | Alabama-Birmingham | 1 | Oregon State | 1 |
| Illinois | 10 | Tennessee State | 4 | Angelo State | 1 | Ottawa | 1 |
| Pittsburgh | 10 | Texas Southern | 4 | Appalachian State | 1 | Pacific West | 1 |
| Purdue | 10 | Tulsa | 4 | Arkansas AM&N | 1 | Panhandle A&M | 1 |
| Stanford | 10 | Virginia | 4 | Arkansas Tech | 1 | Pepperdine | 1 |
| Wisconsin | 10 | Virginia Tech | 4 | Augustana | 1 | Portland State | 1 |
| Florida | 9 | Western Kentucky | 4 | Austin Peay | 1 | Richmond | 1 |
| Michigan | 9 | East Carolina | 3 | Bemidji State | 1 | Sam Houston State | 1 |
| Missouri | 9 | Florida A&M | 3 | Benedict | 1 | Santa Clara | 1 |
| Notre Dame | 9 | Johnson Smith | 3 | Bishop | 1 | Shepherd | 1 |
| Texas Christian | 9 | McNeese State | 3 | Boise State | 1 | Simpson | 1 |
| West Virginia | 9 | Montana | 3 | Boston University | 1 | Southeast Louisiana | 1 |
| Arizona | 8 | Morgan State | 3 | Brown | 1 | Southeast Missouri State | 1 |
| California | 8 | New Mexico | 3 | Cal State-Chico | 1 | Southern Illinois | 1 |
| Grambling State | 8 | North Carolina Central | 3 | California, Pa. | 1 | Southern Utah | 1 |
| Iowa | 8 | Northern Illinois | 3 | Cameron | 1 | St. Ambrose | 1 |
| Miami (Ohio) | 8 | Northwestern State (La.) | 3 | Central Arkansas | 1 | Tampa | 1 |
| Nebraska | 8 | Rutgers | 3 | Central Florida | 1 | Temple | 1 |
| Ohio State | 8 | Southwest Texas State | 3 | Charlotte | 1 | Tennessee-Martin | 1 |
| UCLA | 8 | Stephen F. Austin | 3 | Cheyney | 1 | Texas A&I | 1 |
| Utah | 8 | West Texas State | 3 | Concordia College (Minn.) | 1 | Vanderbilt | 1 |
| Kentucky | 7 | Abilene Christian | 2 | Connecticut | 1 | Villanova | 1 |
| North Carolina State | 7 | Alabama State | 2 | Detroit | 1 | Virginia State | 1 |
| Oklahoma State | 7 | Ball State | 2 | Drake | 1 | Washburn | 1 |
| Oregon | 7 | Bowling Green | 2 | East Texas State | 1 | Washington (Mo.) | 1 |
| Washington | 7 | California-Davis | 2 | Eastern Michigan | 1 | West Texas State | 1 |
| Alcorn State | 6 | Chattanooga | 2 | Eastern New Mexico | 1 | West Virginia State | 1 |
| Arkansas | 6 | Duke | 2 | Eastern Washington | 1 | West Virginia Tech | 1 |
| Georgia Tech | 6 | Humboldt State | 2 | Florida Atlantic | 1 | Western Michigan | 1 |
| Hawaii | 6 | Indiana | 2 | Florida International | 1 | Whittier | 1 |
| Kansas | 6 | Kansas State | 2 | George Washington | 1 | Widener | 1 |
| Louisville | 6 | Kent State | 2 | Hardin-Simmons | 1 | Wiley | 1 |
| Maryland | 6 | Lincoln | 2 | Howard Payne | 1 | William & Mary | 1 |
| North Carolina | 6 | Marquette | 2 | Idaho | 1 | Winston-Salem State | 1 |
| South Carolina | 6 | Memphis State | 2 | Jacksonville State | 1 | Wisconsin-Oshkosh | 1 |
| Southern Methodist | 6 | Middle Tennessee State | 2 | Kalamazoo | 1 | Wisconsin-Stout | 1 |

TITANS TRADE HISTORY

2023 TRADES

| Trade Date/Teams | Compensation | Overall | Player Selected | Note | |
|--|---------------|--------------------|-----------------|---------------------|------------------------------|
| 1. April 28, 2023 (Draft Day Trade) | | | | | |
| Tennessee Receives: | Draft Choice: | Round 2, 2023 | #33 | QB Will Levis | Pick originally from Houston |
| | Draft Choice: | Round 3, 2023 | #81 | RB Tyjae Spears | Pick originally from Detroit |
| Arizona Receives: | Draft Choice: | Round 2, 2023 | #41 | OLB B.J. Ojulari | |
| | Draft Choice: | Round 3, 2023 | #72 | DB Garrett Williams | |
| | Draft Choice: | Round 3, 2024 | | | |
| 2. August 29, 2023 | | | | | |
| Tennessee Receives | Player: | K Nick Folk | | | |
| New England Receivers | Draft Choice: | Round 7, 2025 | | | |
| 3. October 23, 2023 | | | | | |
| Tennessee Receives | Player: | S, Terrell Edmunds | | | |
| | Draft Choice: | Round 5, 2024 | | | |
| | Draft Choice: | Round 6, 2024 | | | |
| Philadelphia Receives | Player: | S, Kevin Byard | | | |

2022 TRADES

| Trade Date/Teams | Compensation | Overall | Player Selected | Note | |
|--|---------------|--|-----------------|-------------------------|---|
| 1. March 23, 2022 | | | | | |
| Tennessee Receives: | Player: | WR Robert Woods | | | |
| L.A. Rams Receive: | Draft Choice: | Round 6, 2023 | #189 | OLB Ochaun Mathis | |
| 2. April 28, 2022 (Draft Day Trade) | | | | | |
| Tennessee Receives: | Draft Choice: | Round 1, 2022 | #18 | WR Treyton Burks | Pick originally from New Orleans |
| | Draft Choice: | Round 3, 2022 | #101 | TE Jeremy Ruckert | Pick originally a New Orleans compensatory selection; traded to NY Jets |
| Philadelphia Receives: | Player: | WR A.J. Brown | | | |
| 3. April 28, 2022 (Draft Day Trade) | | | | | |
| Tennessee Receives: | Draft Choice: | Round 2, 2022 | #35 | CB Roger McCreary | |
| | Draft Choice: | Round 3, 2022 | #69 | OL Nicholas Petit-Frere | |
| | Draft Choice: | Round 5, 2022 | #163 | WR Kyle Philips | Pick originally from Pittsburgh |
| N.Y. Jets Receive: | Draft Choice: | Round 1, 2022 | #26 | OLB Jermaine Johnson | |
| | Draft Choice: | Round 3, 2022 | #101 | TE Jeremy Ruckert | Pick originally a New Orleans compensatory selection |
| 4. April 29, 2022 (Draft Day Trade) | | | | | |
| Tennessee Receives: | Draft Choice: | Round 3, 2022 | #86 | QB Malik Willis | |
| Las Vegas Receives: | Draft Choice: | Round 3, 2022 | #90 | G Dylan Parham | |
| | Draft Choice: | Round 5, 2022 | #169 | RB Ty Chandler | Pick traded to Minnesota |
| 5. Aug. 17, 2022 | | | | | |
| Tennessee Receives: | Player: | S Tyree Gillespie | | | |
| Las Vegas Receives: | Draft Choice: | Round 7, 2024 Conditional draft choice | | | |
| 6. Aug. 24, 2022 | | | | | |
| Tennessee Receives: | Player: | DB Ugo Amadi | | | |
| | Draft Choice: | Round 7, 2024 | | | |
| Philadelphia Receives: | Draft Choice: | Round 6, 2024 | | | |
| 7. Aug. 29, 2022 | | | | | |
| Tennessee Receives: | Player: | OL Dennis Daley | | | |
| | Draft Choice: | Round 7, 2024 | | | |
| Carolina Receives: | Draft Choice: | Round 5, 2024 | | | |

2021 TRADES

| Trade Date/Teams | Compensation | Overall | Player Selected | Note | |
|--------------------------|---------------|-----------------|-----------------|--------------------|--|
| 1. March 17, 2021 | | | | | |
| Tennessee Receives: | Draft Choice: | Round 7, 2021 | #232 | DT Phil Hoskins | Pick originally from Atlanta; traded to Carolina |
| Miami Receives: | Player: | T Isaiah Wilson | | | |
| | Draft Choice: | Round 7, 2022 | #247 | QB Skylar Thompson | |

TITANS TRADE HISTORY

2. April 30, 2021 (Draft Day Trade)

| | | | | | |
|---------------------|---------------|---------------|------|-------------------|--|
| Tennessee Receives: | Draft Choice: | Round 3, 2021 | #92 | ILB Monty Rice | |
| | Draft Choice: | Round 4, 2021 | #135 | OLB Rashad Weaver | |
| Green Bay Receives: | Draft Choice: | Round 3, 2021 | #85 | WR Amari Rodgers | |

3. May 1, 2021 (Draft Day Trade)

| | | | | | |
|---------------------|---------------|---------------|------|--------------------|--|
| Tennessee Receives: | Draft Choice: | Round 4, 2021 | #109 | WR Dez Fitzpatrick | Pick originally from Houston |
| Carolina Receives: | Draft Choice: | Round 4, 2021 | #126 | RB Chuba Hubbard | |
| | Draft Choice: | Round 5, 2021 | #166 | DB Keith Taylor | |
| | Draft Choice: | Round 7, 2021 | #232 | DT Phil Hoskins | Pick originally from Atlanta through Miami |

4. June 6, 2021

| | | | | | |
|---------------------|---------------|----------------|------|------------------------|-----------------------------|
| Tennessee Receives: | Player: | WR Julio Jones | | | |
| | Draft Choice: | Round 6, 2023 | #186 | OL Jaelyn Duncan | |
| Atlanta Receives: | Draft Choice: | Round 2, 2022 | #58 | LB Troy Andersen | |
| | Draft Choice: | Round 4, 2023 | #110 | DT Adetomiwa Adebawore | Pick traded to Indianapolis |

2020 TRADES

| Trade Date/Teams | Compensation | Overall | Player Selected | Note | |
|--|---------------|--------------------|-----------------|--------------------|---|
| 1. March 19, 2020 | | | | | |
| Tennessee Receives: | Draft Choice: | Round 7, 2020 | #237 | CB Thakarius Keyes | Pick originally from New England; traded to Kansas City |
| Denver Receives: | Player: | DT Jurrell Casey | | | |
| 2. April 25, 2020 (Draft Day Trade) | | | | | |
| Tennessee Receives: | Draft Choice: | Round 6, 2021 | #215 | S Brady Breeze | Pick originally from New England through Denver |
| Kansas City Receives: | Draft Choice: | Round 7, 2020 | #237 | CB Thakarius Keyes | |
| 3. Oct. 14, 2020 | | | | | |
| Tennessee Receives: | Draft Choice: | Round 6, 2021 | #185 | LB Nick Niemann | Pick traded to L.A. Chargers |
| Jacksonville Receives: | Draft Choice: | Round 7, 2021 | #249 | WR Ben Skowronek | Pick traded to L.A. Rams |
| | Player: | OLB Kamalei Correa | | | |
| 4. Nov. 2, 2020 | | | | | |
| Tennessee Receives: | Player: | CB Desmond King II | | | |
| L.A. Chargers Receive: | Draft Choice: | Round 6, 2021 | #185 | LB Nick Niemann | Pick originally from Jacksonville |

2019 TRADES

| Trade Date/Teams | Compensation | Overall | Player Selected | Note | |
|--|---------------|--------------------|-----------------|--------------------|--|
| 1. March 15, 2019 | | | | | |
| Tennessee Receives: | Player: | QB Ryan Tannehill | | | |
| | Draft Choice: | Round 6, 2019 | #188 | LB David Long | Pick traded to Pittsburgh |
| Miami Receives: | Draft Choice: | Round 7, 2019 | #233 | RB Chandler Cox | |
| | Draft Choice: | Round 4, 2020 | #135 | G Kevin Dotson | |
| 2. April 27, 2019 (Draft Day Trade) | | | | | |
| Tennessee Receives: | Draft Choice: | Round 4, 2019 | #116 | DB Amani Hooker | Pick originally from Miami through New Orleans |
| | Draft Choice: | Round 5, 2019 | #168 | OLB D'Andre Walker | Pick originally from New Orleans |
| N.Y. Jets Receive: | Draft Choice: | Round 4, 2019 | #121 | TE Trevon Wesco | |
| | Draft Choice: | Round 5, 2019 | #157 | LB Blake Cashman | |
| 3. August 29, 2019 | | | | | |
| Tennessee Receives: | Player: | OLB Reggie Gilbert | | | |
| Green Bay Receives: | Draft Choice: | Round 6, 2020 | #208 | C Jake Hanson | |
| 4. August 31, 2019 | | | | | |
| Tennessee Receives: | Draft Choice: | Round 7, 2020 | #224 | QB Cole McDonald | |
| Cleveland Receives: | Player: | WR Taywan Taylor | | | |

2018 TRADES

| Trade Date/Teams | Compensation | Overall | Player Selected | Note | |
|--|---------------|---------------|-----------------|-------------------|--|
| 1. April 26, 2018 (Draft Day Trade) | | | | | |
| Tennessee Receives: | Draft Choice: | Round 1, 2018 | #22 | LB Rashaan Evans | Pick originally from Kansas City through Buffalo |
| | Draft Choice: | Round 6, 2018 | #215 | C Bradley Bozeman | Pick traded back to Baltimore |
| Baltimore Receives: | Draft Choice: | Round 1, 2018 | #25 | TE Hayden Hurst | |

TITANS TRADE HISTORY

Draft Choice: Round 4, 2018 #125 DB Avonte Maddox Pick traded to Philadelphia

2. April 27, 2018 (Draft Day Trade)

Tennessee Receives: Draft Choice: Round 2, 2018 #41 OLB Harold Landry
 Oakland Receives: Draft Choice: Round 2, 2018 #57 DT P.J. Hall
 Draft Choice: Round 3, 2018 #89 T Joseph Noteboom Pick traded to L.A. Rams

3. April 28, 2018 (Draft Day Trade)

Tennessee Receives: Draft Choice: Round 5, 2018 #152 DB Dane Cruikshank
 Baltimore Receives: Draft Choice: Round 5, 2018 #162 WR Jordan Lasley
 Draft Choice: Round 6, 2018 #215 C Bradley Bozeman Pick originally from Baltimore

4. August 28, 2018

Tennessee Receives: Player: OLB Kamalei Correa
 Baltimore Receives: Draft Choice: Round 6, 2019 DB Marcus Epps Pick traded to Minnesota

2017 TRADES

| Trade Date/Teams | Compensation | Overall | Player Selected | Note |
|--|----------------------------------|---------|---------------------|--|
| 1. April 28, 2017 (Draft Day Trade) | | | | |
| Tennessee Receives: | Draft Choice: Round 3, 2017 #72 | WR | Taywan Taylor | Pick originally from Carolina |
| | Draft Choice: Round 6, 2017 #200 | T | Adam Bisnowaty | Pick traded to N.Y. Giants; originally from Indianapolis |
| New England Receives: | Draft Choice: Round 3, 2017 #83 | DE | Derek Rivers | |
| | Draft Choice: Round 4, 2017 #124 | LB | Jalen Reeves-Maybin | Pick traded to Detroit |
| 2. April 29, 2017 (Draft Day Trade) | | | | |
| Tennessee Receives: | Draft Choice: Round 5, 2017 #155 | LB | Jayon Brown | |
| Philadelphia Receives: | Draft Choice: Round 5, 2017 #164 | G | Isaac Asiata | Pick traded to Miami |
| | Draft Choice: Round 6, 2017 #214 | DT | Elijah Qualls | Pick originally from Atlanta |
| 3. April 29, 2017 (Draft Day Trade) | | | | |
| Tennessee Receives: | Draft Choice: Round 6, 2017 #207 | DB | Brandon Wilson | Pick traded to Cincinnati |
| | Draft Choice: Round 7, 2017 #241 | RB | Khalfani Muhammad | |
| N.Y. Giants Receive: | Draft Choice: Round 6, 2017 #200 | T | Adam Bisnowaty | Pick originally from Indianapolis through New England |
| 4. April 29, 2017 (Draft Day Trade) | | | | |
| Tennessee Receives: | Draft Choice: Round 6, 2017 #217 | OL | Corey Levin | Compensatory pick |
| | Draft Choice: Round 7, 2017 #227 | OLB | Josh Carraway | |
| Cincinnati Receives: | Draft Choice: Round 6, 2017 #207 | DB | Brandon Wilson | Pick originally from N.Y. Giants |
| 5. Sept. 1, 2017 | | | | |
| Tennessee Receives: | Player: DE | | David King | |
| Kansas City Receives: | Draft Choice: Round 7, 2018 #243 | DB | Keion Crossen | Conditional draft choice; traded to New England |

2016 TRADES

| Trade Date/Teams | Compensation | Overall | Player Selected | Note |
|--|----------------------------------|---------|---------------------|---|
| 1. March 9, 2016 | | | | |
| Tennessee Receives: | Player: RB | | DeMarco Murray | |
| | Draft Choice: Round 4, 2016 #113 | LB | Nick Kwiatkoski | Pick traded from Tennessee to Los Angeles to |
| Philadelphia Receives: | Draft Choice: Round 4, 2016 #100 | QB | Connor Cook | Pick traded from Philadelphia to Cleveland to Oakland Chicago |
| 2. April 14, 2016 | | | | |
| Tennessee Receives: | Draft Choice: Round 1, 2016 #15 | WR | Corey Coleman | Pick traded from Tennessee to Cleveland |
| | Draft Choice: Round 2, 2016 #43 | DL | Austin Johnson | Pick originally from Philadelphia |
| | Draft Choice: Round 2, 2016 #45 | RB | Derrick Henry | |
| | Draft Choice: Round 3, 2016 #76 | T | Shon Coleman | Pick traded from Tennessee to Cleveland |
| | Draft Choice: Round 1, 2017 #5 | WR | Corey Davis | |
| | Draft Choice: Round 3, 2017 #100 | TE | Jonnu Smith | Compensatory pick |
| Los Angeles Receives: | Draft Choice: Round 1, 2016 #1 | QB | Jared Goff | |
| | Draft Choice: Round 4, 2016 #113 | LB | Nick Kwiatkoski | Pick originally from Philadelphia; traded from Los Angeles to Chicago |
| | Draft Choice: Round 6, 2016 #177 | TE | Temarrick Hemingway | |
| 3. April 28, 2016 (Draft Day Trade) | | | | |
| Tennessee Receives: | Draft Choice: Round 1, 2016 #8 | T | Jack Conklin | Pick originally from Miami through |

TITANS TRADE HISTORY

| | | | | | |
|---------------------|---------------|---------------|------|------------------|--------------------------------------|
| Cleveland Receives: | Draft Choice: | Round 6, 2016 | #176 | RB Andy Janovich | Philadelphia |
| | Draft Choice: | Round 1, 2016 | #15 | WR Corey Coleman | Pick traded from Tennessee to Denver |
| | Draft Choice: | Round 3, 2016 | #76 | T Shon Coleman | Pick originally from Los Angeles |
| | Draft Choice: | Round 2, 2017 | #52 | QB DeShone Kizer | Pick originally from Los Angeles |

4. April 30, 2016 (Draft Day Trade)

| | | | | | |
|---------------------|---------------|---------------|------|------------------------|--------------------------------|
| Tennessee Receives: | Draft Choice: | Round 5, 2016 | #157 | CB LeShaun Sims | Pick originally from N.Y. Jets |
| | Draft Choice: | Round 7, 2016 | #253 | CB Kalan Reed | |
| Denver Receives: | Draft Choice: | Round 6, 2016 | #176 | RB Andy Janovich | Pick originally from Cleveland |
| | Draft Choice: | Round 6, 2017 | #203 | RB De'Angelo Henderson | |

5. Aug. 16, 2016

| | | |
|------------------------|---------|-------------------------|
| Tennessee Receives: | Player: | G/T Dennis Kelly |
| Philadelphia Receives: | Player: | WR Dorial Green-Beckham |

2015 TRADES

| Trade Date/Teams | Compensation | Overall | Player Selected | Note |
|---|---------------|-----------------------|-----------------|--|
| 1. May 1, 2015 (Draft Day Trade) | | | | |
| Tennessee Receives: | Draft Choice: | Round 2, 2015 | #40 | WR Dorial Green-Beckham |
| | Draft Choice: | Round 4, 2015 | #108 | FB Jalston Fowler |
| | Draft Choice: | Round 7, 2015 | #245 | WR Tre McBride |
| New York Giants Receive: | Draft Choice: | Round 2, 2015 | #33 | S Landon Collins |
| 2. Sept. 4, 2015 | | | | |
| Tennessee Receives: | Draft Choice: | Round 6, 2016 | #193 | G Sebastian Tretola |
| | Draft Choice: | Round 6, 2017 | #214 | DT Elijah Qualls |
| Atlanta Receives: | Player: | G Andy Levitre | | |
| 3. Sept. 6, 2015 | | | | |
| Tennessee Receives: | Player: | RB Terrance West | | |
| Cleveland Receives: | Draft Choice: | Conditional 2016 Pick | (none) | Conditions not met for Cleveland to receive pick |

2014 TRADES

| Trade Date/Teams | Compensation | Overall | Player Selected | Note |
|--|---------------|-----------------------|-----------------|--|
| 1. May 9, 2014 (Draft Day Trade) | | | | |
| Tennessee Receives: | Draft Choice: | Round 2, 2014 | #54 | RB Bishop Sankey |
| | Draft Choice: | Round 4, 2014 | #122 | DB Marqueston Huff |
| Philadelphia Receives: | Draft Choice: | Round 2, 2014 | #42 | WR Jordan Matthews |
| 2. May 10, 2014 (Draft Day Trade) | | | | |
| Tennessee Receives: | Draft Choice: | Round 6, 2014 | #178 | QB Zach Mettenberger |
| Washington Receives: | Draft Choice: | Round 6, 2014 | #186 | RB Lache Seastrunk |
| | Draft Choice: | Round 7, 2014 | #228 | K Zach Hocker |
| 3. Aug. 30, 2014 | | | | |
| Tennessee Receives: | Draft Choice: | Conditional 2015 Pick | (none) | Conditions not met for Tennessee to receive pick |
| Dallas Receives: | Player: | DE Lavar Edwards | | |
| 4. Oct. 22, 2014 | | | | |
| Tennessee Receives: | Draft Choice: | Round 6, 2015 | #208 | C Andy Gallik |
| New England Receives: | Player: | LB Akeem Ayers | | |
| | Draft Choice: | Round 7, 2015 | #219 | ILB Hayes Pullard |

2013 TRADES

| Trade Date/Teams | Compensation | Overall | Player Selected | Note | |
|--|---------------|---------------|-----------------|------------------------|---------------------------------------|
| 1. April 26, 2013 (Draft Day Trade) | | | | | |
| Tennessee Receives: | Draft Choice: | Round 2, 2013 | #34 | WR Justin Hunter | |
| San Francisco Receives: | Draft Choice: | Round 2, 2013 | #40 | DE Cornelius Carradine | |
| | Draft Choice: | Round 7, 2013 | #216 | WR Charles Johnson | Pick by Green Bay after trade from SF |
| | Draft Choice: | Round 3, 2014 | #77 | LB Chris Borland | |

2012 TRADES

TITANS TRADE HISTORY

| Trade Date/Teams | Compensation | Overall | Player Selected | Note |
|--|---------------|---------------|---------------------------|--|
| 1. April 28, 2012 (Draft Day Trade) | | | | |
| Tennessee Receives: | Draft Choice: | Round 5, 2012 | #145 TE Taylor Thompson | |
| Miami Receives: | Draft Choice: | Round 5, 2012 | #155 LB Josh Kaddu | |
| | Draft Choice: | Round 7, 2012 | #227 WR Rishard Matthews | |
| 2. April 28, 2012 (Draft Day Trade) | | | | |
| Tennessee Receives: | Draft Choice: | Round 7, 2012 | #211 DE Scott Solomon | |
| Minnesota Receives: | Draft Choice: | Round 6, 2013 | #176 T David Quessenberry | Pick by Houston after trade from MIN to AZ to OAK to HOU |

2011 TRADES

| Trade Date/Teams | Compensation | Overall | Player Selected | Note |
|-------------------------|---------------|-----------------------|-----------------|--|
| 1. Sept. 3, 2011 | | | | |
| Tennessee Receives: | Player: | FB Quinn Johnson | | |
| Green Bay Receives: | Draft Choice: | Conditional 2012 Pick | (none) | Conditions not met for Green Bay to receive pick |

2010 TRADES

| Trade Date/Teams | Compensation | Overall | Player Selected | Note |
|--|---------------|--------------------|--------------------------|------|
| 1. April 24, 2010 (Draft Day Trade) | | | | |
| Tennessee Receives: | Draft Choice: | Round 4, 2010 | #104 CB Alterraun Verner | |
| | Draft Choice: | Round 6, 2010 | #176 QB Rusty Smith | |
| Seattle Receives: | Draft Choice: | Round 4, 2010 | #111 DB Walter Thurmond | |
| | Draft Choice: | Round 6, 2010 | #185 TE Anthony McCoy | |
| | Player: | RB LenDale White | | |
| | Player: | DT Kevin Vickerson | | |

2009 TRADES

| Trade Date/Teams | Compensation | Overall | Player Selected | Note |
|--------------------------------------|---------------|---------------|-------------------------|------------------------------|
| 1. April 26, 2009 (Draft Day) | | | | |
| Tennessee Receives: | Draft Choice: | Round 3, 2009 | #89 TE Jared Cook | |
| New England Receives: | Draft Choice: | Round 2, 2010 | #47 LB Daryl Washington | Pick later traded to Arizona |

2008 TRADES

| Trade Date/Teams | Compensation | Overall | Player Selected | Note |
|--------------------------------------|----------------|-----------------|-------------------------|--------------------------------|
| 1. April 26, 2008 (Draft Day) | | | | |
| Tennessee Receives: | Draft Choice: | Round 4, 2008 | #126 WR Lavelle Hawkins | |
| Dallas Receives: | Player: | CB Pacman Jones | | |
| | Draft Choice: | Round 5, 2009 | #166 DB Michael Hamlin | |
| 2. April 27, 2008 (Draft Day) | | | | |
| Tennessee Receives: | Draft Choice: | Round 4, 2008 | #103 DE William Hayes | Pick originally from Atlanta |
| Washington Receives: | Draft Choices: | Round 4, 2008 | #124 CB Justin Tryon | |
| | Draft Choice: | Round 5, 2008 | #157 G Roy Schuening | Pick later traded to St. Louis |

2007 TRADES

| Trade Date/Teams | Compensation | Overall | Player Selected | Note |
|--------------------------|---------------|-----------------|-----------------------|------|
| 1. Sept. 11, 2007 | | | | |
| Tennessee Receives: | Player: | DE Bryce Fisher | | |
| Seattle Receives: | Draft Choice: | Round 6, 2008 | #189 LS Tyler Schmitt | |

2006 TRADES

| Trade Date/Teams | Compensation | Overall | Player Selected | Note |
|--------------------------------------|---------------|---------------|-------------------------|------|
| 1. April 29, 2006 (Draft Day) | | | | |
| Tennessee Receives: | Draft Choice: | Round 2, 2006 | #45 RB LenDale White | |
| | Draft Choice: | Round 4, 2006 | #116 LB Stephen Tulloch | |

TITANS TRADE HISTORY

Philadelphia Receives: Draft Choice: Round 2, 2006 #39 T Winston Justice

2. April 30, 2006 (Draft Day)

Tennessee Receives: Draft Choice: Round 6, 2007 #206 CB Ryan Smith
 Indianapolis Receives: Draft Choice: Round 7, 2006 #238 CB T.J. Rushing

Pick originally obtained from Ind. for Rocky Calmus

3. June 9, 2006

Tennessee Receives: Draft Choice: Round 4, 2007 #128 WR Chris Davis
 Baltimore Receives: Player: QB Steve McNair

4. Sept. 20, 2006

Tennessee Receives: Draft Choice: Round 6, 2007 #204 DE Jacob Ford
 San Diego Receives: Player: QB Billy Volek

2005 TRADES

| Trade Date/Teams | Compensation | Overall | Player Selected | Note |
|------------------|--------------|---------|-----------------|------|
|------------------|--------------|---------|-----------------|------|

1. April 6, 2005

Tennessee Receives: Draft Choice: Round 5, 2005 #150 T Daniel Loper
 Kansas City Receives: Player: DE Carlos Hall

2. April 23, 2005 (Draft Day)

Tennessee Receives: Draft Choice: Round 2, 2005 #41 T Michael Roos
 Draft Choice: Round 4, 2005 #113 T David Stewart
 Detroit Receives: Draft Choice: Round 2, 2005 #37 DE Shaun Cody

3. July 19, 2005

Tennessee Receives: Player: RB Travis Henry
 Buffalo Receives: Draft Choice: Round 3, 2006 #70 CB Ashton Youboty

4. Sept. 3, 2005

Tennessee Receives: Draft Choice: Round 7, 2006 #238 CB T.J. Rushing
 Indianapolis Receives: Player: LB Rocky Calmus

Pick traded back to Ind. on April 30, 2006

2004 TRADES

| Trade Date/Teams | Compensation | Overall | Player Selected | Note |
|------------------|--------------|---------|-----------------|------|
|------------------|--------------|---------|-----------------|------|

1. March 8, 2004

Tennessee Receives: Draft Choice: Round 2, 2004 #42 DE Travis LaBoy
 New York Jets Receive: Player: WR Justin McCareins

2. April 24, 2004 (Draft Day)

Tennessee Receives: Draft Choice: Round 2, 2004 #40 TE Ben Troupe
 Draft Choice: Round 3, 2004 #71 DT Randy Starks
 Draft Choice: Round 4, 2004 #103 DE Bo Schobel
 Draft Choice: Round 5, 2004 #138 G Jacob Bell
 Houston Receives: Draft Choice: Round 1, 2004 #27 DE Jason Babin
 Draft Choice: Round 5, 2004 #159 T Sean Bubin

Pick later traded to Jacksonville

2003 TRADES

| Trade Date/Teams | Compensation | Overall | Player Selected | Note |
|------------------|--------------|---------|-----------------|------|
|------------------|--------------|---------|-----------------|------|

1. April 27, 2003 (Draft Day)

Tennessee Receives: Draft Choice: Round 5, 2003 #154 S Donnie Nicky
 Draft Choice: Round 7, 2003 #225 T Todd Williams
 New England Receives: Draft Choice: Round 5, 2003 #164 C Dan Koppen
 Draft Choice: Round 6, 2003 #201 QB Kliff Kingsbury
 Draft Choice: Round 7, 2003 #243 DT Ethan Kelley

Pick originally from Houston
 Pick originally from St. Louis

2002 TRADES

| Trade Date/Teams | Compensation | Overall | Player Selected | Note |
|------------------|--------------|---------|-----------------|------|
|------------------|--------------|---------|-----------------|------|

1. April 20, 2002 (Draft Day)

Tennessee Receives: Draft Choice: Round 1, 2002 #15 DT Albert Haynesworth
 Draft Choice: Round 4, 2002 #115 CB Tony Beckham
 N.Y. Giants Receive: Draft Choice: Round 1, 2002 #14 TE Jeremy Shockey

TITANS TRADE HISTORY

2001 TRADES

| Trade Date/Teams | Compensation | Overall | Player Selected | Note |
|-------------------------|---------------|-------------------------|-----------------|--|
| 1. April 4, 2001 | | | | |
| Tennessee Receives: | Player: | | DE Kevin Carter | |
| St. Louis Receives: | Draft Choice: | Round 1, 2001 #29 | DT Ryan Pickett | |
| 2. Sept. 2, 2001 | | | | |
| Tennessee Receives: | Draft Choice: | Round 7, 2002 #240 | DE Carlos Hall | |
| Green Bay Receives: | Player: | | DT Rod Walker | |
| 3. Sept. 2, 2001 | | | | |
| Tennessee Receives: | Draft Choice: | Conditional Future Pick | (none) | Conditions not met for Tennessee to receive pick |
| Carolina Receives: | Player: | S Perry Phenix | | |

2000 TRADES

| Trade Date/Teams | Compensation | Overall | Player Selected | Note |
|--------------------------------------|---------------|--------------------|--------------------|------|
| 1. April 15, 2000 (Draft Day) | | | | |
| Tennessee Receives: | Draft Choice: | Round 3, 2000 #68 | TE Erron Kinney | |
| | Draft Choice: | Round 5, 2000 #135 | S Aric Morris | |
| Philadelphia Receives: | Draft Choice: | Round 2, 2000 #61 | G Bobby Williams | |
| 2. Aug. 27, 2000 | | | | |
| Tennessee Receives: | Player: | | C Gennaro DiNapoli | |
| Oakland Receives: | Draft Choice: | Round 7, 2001 #229 | WR Ken-Yon Rambo | |

1999 TRADES

| Trade Date/Teams | Compensation | Overall | Player Selected | Note |
|--------------------------------------|---------------|--------------------|--------------------|------|
| 1. April 17, 1999 (Draft Day) | | | | |
| Tennessee Receives: | Draft Choice: | Round 2, 1999 #52 | DT John Thornton | |
| | Draft Choice: | Round 4, 1999 #117 | CB Donald Mitchell | |
| New England Receives: | Draft Choice: | Round 2, 1999 #46 | RB Kevin Faulk | |



Denico Autry was signed as an unrestricted free agent in 2021.

VETERAN FREE AGENCY HISTORY

2023

Free Agents Signed

ILB Azeez Al-Shaair (San Francisco)
 OL Daniel Brunskill (San Francisco)
 OL Andre Dillard (Philadelphia)
 LB Luke Gifford (Dallas)
 WR DeAndre Hopkins (Arizona)
 DT Jaleel Johnson (Atlanta)
 OLB Arden Key (Jacksonville)
 WR Chris Moore (Houston)
 CB Sean Murphy-Bunting (Tampa Bay)
 LB Ben Niemann (Arizona)
 TE Trevon Wesco (Chicago)

Free Agents Lost

OLB Tarell Basham (Cincinnati)
 T Le'Raven Clark (Pittsburgh)
 ILB Dylan Cole (Chicago)
 WR Chris Conley (San Francisco)
 T Dennis Daley (Arizona)
 G Nate Davis (Chicago)
 QB Joshua Dobbs (Cleveland)
 DE Mario Edwards Jr. (Seattle)
 TE Austin Hooper (Las Vegas)
 DB Lonnie Johnson Jr. (New Orleans)
 ILB David Long Jr. (Miami)
 DT Kevin Strong (Arizona)
 DE DeMarcus Walker (Chicago)

2022

Players Signed (7)

RB Trenton Cannon (San Francisco)
 TE Austin Hooper (Cleveland)
 OL Jamarco Jones (Seattle)
 LB Justin Lawler (L.A. Rams)
 WR Josh Malone (Green Bay)
 DB A.J. Moore (Houston)
 DL DeMarcus Walker (Houston)

Players Lost (11)

WR Cameron Batson (Atlanta)
 FB Khari Blasingame (Chicago)
 ILB Jayon Brown (Las Vegas)
 S Dane Cruikshank (Chicago)
 ILB Rashaan Evans (Atlanta)
 TE Anthony Firkser (Atlanta)
 RB D'Onta Foreman (Carolina)

WR Marcus Johnson (San Francisco)
 RB Jeremy McNichols (Atlanta)
 DT Kyle Peko (Las Vegas)
 OL David Quessenberry (Buffalo)

2021

Players Signed (22)

OLB Ola Adeniyi (Pittsburgh)
 DL Denico Autry (Indianapolis)
 LB B.J. Bello (L.A. Chargers)
 WR Fred Brown (Denver)
 DT Trevon Coley (N.Y. Jets)
 LS Morgan Cox (Baltimore)
 T Christian DiLauro (Pittsburgh)
 OLB Bud Dupree (Pittsburgh)
 S Matthias Farley (N.Y. Jets)
 DT Woodrow Hamilton IV (Carolina)
 DT Bruce Hector (Carolina)
 RB Brian Hill (Atlanta)
 CB Jackrabbit Jenkins (New Orleans)
 CB Kevin Johnson (Cleveland)
 DT Abry Jones (Jacksonville)
 CB Chris Jones (Minnesota)
 T Kendall Lamm (Cleveland)
 WR Kalija Lipscomb (Green Bay)
 CB Greg Mabin (Jacksonville)
 LB Justin March (Dallas)
 CB Kevin Peterson (Arizona)
 WR Josh Reynolds (L.A. Rams)

Players Lost (12)

OLB Jadeveon Clowney (Cleveland)
 WR Corey Davis (N.Y. Jets)
 DE Matt Dickerson (Las Vegas)
 G/C Jamil Douglas (Buffalo)
 DT DaQuan Jones (Carolina)
 DB Joshua Kalu (N.Y. Giants)
 CB Desmond King (Houston)
 CB Chris Milton (N.Y. Giants)
 TE MyCole Pruitt (San Francisco)
 WR Kalif Raymond (Detroit)
 TE Jonnu Smith (New England)
 CB Tye Smith (Minnesota)

2020

Players Signed (7)

OLB Vic Beasley, Jr. (Atlanta)

DB Ibraheim Campbell (Green Bay)
 DL Jack Crawford (Atlanta)
 LB Nick Dzubnar (L.A. Chargers)
 CB Johnathan Joseph (Houston)
 RB Seniorise Perry (Buffalo)
 T Ty Sambrailo (Atlanta)

Players Lost (6)

T Jack Conklin (Cleveland)
 WR Darius Jennings (L.A. Chargers)
 DL Austin Johnson (N.Y. Giants)
 QB Marcus Mariota (Las Vegas)
 WR Tajaé Sharpe (Minnesota)
 CB LeShaun Sims (Cincinnati)

2019

Players Signed (7)

DL Frank Herron (New England)
 TE Ryan Hewitt (Indianapolis)
 WR Cody Hollister (New England)
 WR Adam Humphries (Tampa Bay)
 G Rodger Saffold (L.A. Rams)
 DL Brent Urban (Baltimore)
 OLB Cameron Wake (Miami)

Players Lost (2)

TE Luke Stocker (Atlanta)
 G Quinton Spain (Buffalo)

2018

Players Signed (10)

CB Malcolm Butler (New England)
 WR Michael Campanaro (Baltimore)
 LB Will Compton (Washington)
 QB Blaine Gabbert (Arizona)
 RB Dion Lewis (New England)
 S Kendrick Lewis (Baltimore)
 DL Bennie Logan (Kansas City)
 G Kevin Pamphile (Tampa Bay)
 OL Xavier Su'a-Filo (Houston)
 WR Nick Williams (Atlanta)

Players Lost (3)

DB Curtis Riley (N.Y. Giants)
 QB Brandon Weeden (Houston)
 LB Avery Williamson (N.Y. Jets)

VETERAN FREE AGENCY HISTORY

2017

Players Signed (8)

LB Daren Bates (Oakland)
S Johnathan Cyprien (Jacksonville)
CB Demontre Hurst (Chicago)
OL Tim Lelito (New Orleans)
CB Logan Ryan (New England)
S Brynden Trawick (Oakland)
KR/WR Eric Weems (Atlanta)
NT Sylvester Williams (Denver)

Players Lost (9)

LB David Bass (Seattle)
T/G Byron Bell (Dallas)
CB Valentino Blake (N.Y. Giants)
TE Anthony Fasano (Miami)
C/G Brian Schwenke (Indianapolis)
LB Sean Spence (Indianapolis)
S Daimion Stafford (Pittsburgh)
G Chance Warmack (Philadelphia)
WR Kendall Wright (Chicago)

2016

Players Signed (7)

CB Brice McCain (Miami)
C Ben Jones (Houston)
QB Matt Cassel (Dallas)
WR Rishard Matthews (Miami)
LB Sean Spence (Pittsburgh)
CB Antwon Blake (Pittsburgh)
S Rashad Johnson (Arizona)

Players Lost (5)

LB Zach Brown (Buffalo)
FB Steven Johnson (Pittsburgh)
OL Joe Looney (Dallas)
DT Mike Martin (Philadelphia)
CB Coty Sensabaugh (Los Angeles)

2015

Players Signed (7)

T Byron Bell (Carolina)
CB Perrish Cox (San Francisco)
WR Harry Douglas (Atlanta)
TE Anthony Fasano (Kansas City)
WR Hakeem Nicks (Indianapolis)
OLB Brian Orakpo (Washington)
S Da'Norris Searcy (Buffalo)

Players Lost (3)

CB Brandon Ghee (Cincinnati)
FB Collin Mooney (Atlanta)
WR Nate Washington (Houston)

2014

Players Signed (8)

RB Dexter McCluster (Kansas City)
DL Al Woods (Pittsburgh)
QB Charlie Whitehurst (San Diego)
LB Wesley Woodyard (Denver)
T Michael Oher (Baltimore)
LB Shaun Phillips (Denver)
G/C Eric Olsen (Pittsburgh)
WR Brian Robiskie (Atlanta)

Players Lost (4)

CB Alterraun Verner (Tampa Bay)
WR Damian Williams (Miami)
WR Kenny Britt (St. Louis)
QB Rusty Smith (N.Y. Giants)

2013

Players Signed (14)

S George Wilson (Buffalo)
LB Moise Fokou (Indianapolis)
RB Shonn Greene (N.Y. Jets)
DT Sammie Hill (Detroit)
G Andy Levitre (Buffalo)
TE Delanie Walker (San Francisco)
G/C Rob Turner (St. Louis)
QB Ryan Fitzpatrick (Buffalo)
S Bernard Pollard (Baltimore)
DE Ropati Pitoitua (Kansas City)
WR Kevin Walter (Houston)
C/G Chris Spencer (Chicago)
RB Jalen Parmele (Jacksonville)
DT Antonio Johnson (Indianapolis)

Players Lost (5)

TE Jared Cook (St. Louis)
LB Zac Diles (Kansas City)
G Leroy Harris (Detroit)
DT Sen'Derrick Marks (Jacksonville)
DE Jarius Wynn (San Diego)

2012

Players Signed (7)

G Steve Hutchinson (Minnesota)
DE Kamerion Wimbley (Oakland)
DE Leger Douzable (Jacksonville)
LB Zac Diles (Indianapolis)
G Kyle DeVan (Philadelphia)
C Jon Cooper (Minnesota)
S Aaron Francisco (Detroit)

Players Lost (6)

WR Donnie Avery (Indianapolis)
CB Cortland Finnegan (St. Louis)
S Chris Hope (Atlanta)
DE William Hayes (St. Louis)
DE Jason Jones (Seattle)
LB Barrett Ruud (Seattle)

2011

Players Signed (11)

QB Matt Hasselbeck (Seattle)
DT Shaun Smith (Kansas City)
TE Daniel Graham (Denver)
LB Barrett Ruud (Tampa Bay)
CB Frank Walker (Minnesota)
S Jordan Babineaux (Seattle)
T Pat McQuistan (Miami)
S Anthony Smith (Green Bay)
T Adam Terry (Jacksonville)
RB Kestahn Moore (Washington)
WR Kevin Curtis (Kansas City)

Players Lost (4)

DE Jason Babin (Philadelphia)
QB Kerry Collins (Indianapolis)
LB Stephen Tulloch (Detroit)
TE Bo Scaife (Cincinnati)

2010

Players Signed (6)

LB Will Witherspoon (Philadelphia)
P/K Ricky Schmitt (San Francisco)
DE Jason Babin (Philadelphia)
CB Tye Hill (Atlanta)
QB Chris Simms (Denver)
TE Sean Ryan (Washington)

Players Lost (2)

DE Kyle Vanden Bosch (Detroit)
TE Alge Crumpler (New England)

2009

Players Signed (5)

CB DeMarcus Faggins (Houston)
DT Jovan Haye (Tampa Bay)
WR Mark Jones (Carolina)
QB Patrick Ramsey (Denver)
WR Nate Washington (Pittsburgh)

Players Lost (6)

CB Chris Carr (Baltimore)
DT Albert Haynesworth (Washington)
WR Brandon Jones (San Francisco)
CB Eric King (Detroit)
T Daniel Loper (Detroit)
QB Chris Simms (Denver)

2008

Players Signed (7)

TE Dwayne Blakley (Atlanta)
CB Chris Carr (RFA-Oakland)
TE Alge Crumpler (Atlanta)
DE Jevon Kearse (Philadelphia)
WR Justin McCareins (N.Y. Jets)
OT Jake Scott (Indianapolis)
LB Josh Stamer (Buffalo)

Players Lost (8)

G Jacob Bell (St. Louis)
RB Chris Brown (Houston)
LB Gilbert Gardner (Detroit)
TE Ben Hartsock (Atlanta)
DE Travis LaBoy (Arizona)
DE Antwan Odom (Cincinnati)
DT Randy Starks (Miami)
TE Ben Troupe (Tampa Bay)

2007

Players Signed (6)

LB Ryan Fowler (RFA-Dallas)
WR Justin Gage (Chicago)
CB Nick Harper (Indianapolis)
CB Kelly Herndon (Seattle)
QB Tim Rattay (Tampa Bay)
S Bryan Scott (New Orleans)

Players Lost (3)

WR Drew Bennett (St. Louis)
DT Robaire Smith (Cleveland)
WR Bobby Wade (Minnesota)

2006

Players Signed (4)

WR David Givens (New England)
S Chris Hope (Pittsburgh)
C Kevin Mawae (N.Y. Jets)
LB David Thornton (Indianapolis)

Players Lost (4)

LB Rocky Boiman (Dallas)
C Justin Hartwig (Carolina)
LB Brad Kassell (N.Y. Jets)
S Tank Williams (Minnesota)

2005

Players Signed (1)

DE Kyle Vanden Bosch (Arizona)

VETERAN FREE AGENCY HISTORY

Players Lost (4)

RB Antowain Smith (New Orleans)
WR Eddie Berlin (Chicago)
CB Andre Dyson (Seattle)
TE Shad Meier (New Orleans)

2004

Players Signed (0)

Players Lost (2)

DE Jevon Kearse (Philadelphia)
DT Robaire Smith (Houston)

2003

Players Signed (0)

Players Lost (5)

WR Kevin Dyson (Carolina)
DT John Thornton (Cincinnati)
CB Dainon Sidney (Buffalo)
CB Donald Mitchell (Dallas)
S Rich Coady (Indianapolis)

2002

Players Signed (4)

S Lance Schulters (San Francisco)
FB Greg Comella (N.Y. Giants)
C Jeff Smith (Jacksonville)
RB Robert Holcombe (St. Louis)

Players Lost (4)

DT Jason Fisk (San Diego)
DT Josh Evans (N.Y. Jets)
LB Greg Favors (Indianapolis)
C Kevin Long (Jacksonville)

2001

Players Signed (2)

K Joe Nedney (Carolina)
CB DeRon Jenkins (San Diego)

Players Lost (2)

DE Kenny Holmes (N.Y. Giants)
CB Denard Walker (Denver)

2000

Players Signed (2)

LB Randall Godfrey (Dallas)
T Fred Miller (St. Louis)

Players Lost (5)

LB Joe Bowden (Dallas)
LB Doug Colman (Oakland)
S Anthony Dorsett (Oakland)
TE Jackie Harris (Dallas)
T Jon Runyan (Philadelphia)

1999

Players Signed (5)

DT Jason Fisk (Minnesota)
DT Mike Jones (New England)
FB Lorenzo Neal (Tampa Bay)
QB Neil O'Donnell (Cincinnati)
DE Mike Frederick (Jets)

Players Lost (3)

DE Anthony Cook (Washington)
C Mark Stepnoksi (Dallas)
DT Gary Walker (Jacksonville)

1998

Players Signed (3)

TE Jackie Harris (Tampa Bay)
P Craig Hentrich (Green Bay)
WR Yancey Thigpen (Pittsburgh)

Players Lost (1)

G Kevin Donnalley (Miami)

1997

Players Signed (2)

QB Dave Krieg (Chicago)
LB Lonnie Marts (Tampa Bay)

Players Lost (2)

LB Michael Barrow (Carolina)
CB Cris Dishman (Washington)

1996

Players Signed (4)

WR Willie Davis (Kansas City)
RB Ronnie Harmon (San Diego)
S Rafael Robinson (Seattle)
P Reggie Roby (Tampa Bay)

Players Lost (1)

LB Eddie Robinson (Jacksonville)

1995

Players Signed (5)

QB Chris Chandler (Rams)
KR Mel Gray (Detroit)
C Mark Stepnoksi (Dallas)
T Irv Eatman (Atlanta)
WR Derek Russell (Denver)

Players Lost (5)

LB Lamar Lathon (Carolina)
S Bo Orlando (San Diego)
DE Tim Roberts (New England)
G Bill Schultz (Denver)
RB Lorenzo White (Cleveland)

1994

Players Signed (5)

TE Pat Carter (Rams)
P Rich Camarillo (Arizona)
QB Sean Salisbury (Minnesota)
DE Kenny Davidson (Pittsburgh)
RB Todd McNair (Kansas City)

Players Lost (3)

DE William Fuller (Philadelphia)
DE Sean Jones (Green Bay)
P Greg Montgomery (Detroit)

1993

Players Signed (2)

WR Willie Drewrey (Tampa Bay)
LB Robert Lyles (Atlanta)

Players Lost (3)

LB Rick Graf (Washington)
CB Jerry Gray (Tampa Bay)
T Don Maggs (Denver)

1992

Plan B

Players Signed (3)

CB Jerry Gray (Los Angeles)
WR Jeff Query (Green Bay)

RB Spencer Tillman (San Francisco)

Players Lost (4)

LB Eric Fairs (Buffalo)
WR Drew Hill (Atlanta)
WR Alex Johnson (New England)
WR Tony Jones (Atlanta)

1991

Plan B

Players Signed (7)

DE Robert Banks (Cleveland)
S Eric Bergeson (Atlanta)
LB Rick Graf (Miami)
S John Hagy (Buffalo)
WR Richard Johnson (Detroit)
WR Cedric Jones (New England)
RB Kerry Porter (Denver)

Players Lost (4)

CB Steve Brown (San Francisco)
RB Victor Jones (New England)
S Brett Tucker (Buffalo)
K Tony Zendejas (Los Angeles)

1990

Plan B

Players Signed (8)

S David Arnold (Pittsburgh)
WR Bernard Ford (Dallas)
WR Carl Harry (Washington)
DE Ezra Johnson (Indianapolis)
S Terry Kinard (Giants)
S Leander Knight (Jets)
WR Geral McNeil (Cleveland)
G Tommy Robinson (Atlanta)

Players Lost (7)

S Jeff Donaldson (Chiefs)
S Tracey Eaton (Arizona)
FB Tracy Johnson (Atlanta)
TE Bob Mrosko (Giants)
DE Anthony Spears (Dallas)
TE Chris Verhulst (Denver)
C/G George Yarno (Green Bay)

1989

Plan B

Players Signed (7)

FB Carl Byrum (Buffalo)
DE Mark Garalczyk (Jets)
WR Kenny Jackson (Philadelphia)
TE Calvin Magee (Tampa Bay)
LB Matt Monger (Jets)
DE/TE Colin Scotts (Arizona)
C/G George Yarno (Atlanta)

Players Lost (13)

DE Robert Banks (Cleveland)
S Keith Bostic (Indianapolis)
LB Toby Caston (Detroit)
LB Kurt Crain (Green Bay)
T John Davis (Buffalo)
WR Willie Drewrey (Tampa Bay)
LB Mark Dusbabek (Minnesota)
QB Brent Pease (Miami)
RB Spencer Tillman (San Francisco)
T David Viaene (New England)
FB Ray Wallace (Pittsburgh)
T Doug Williams (Seattle)
TE Jamie Williams (San Francisco)

ALL-TIME HEAD COACHES SUMMARY

| COACH | YEARS | WON | LOST | TIED | PCT. | PTS. | ALLOWED |
|---------------------|------------------|------------|------------|----------|-------------|---------------|---------------|
| Lou Rymkus* | 1960-61 | 12 | 7 | 1 | .625 | 546 | 414 |
| Wally Lemm | 1961, 1966-70 | 38 | 40 | 4 | .487 | 1,785 | 1,702 |
| Frank "Pop" Ivy | 1962-63 | 17 | 12 | 0 | .586 | 706 | 662 |
| Sammy Baugh | 1964 | 4 | 10 | 0 | .285 | 310 | 355 |
| Hugh "Bones" Taylor | 1965 | 4 | 10 | 0 | .285 | 298 | 429 |
| Ed Hughes | 1971 | 4 | 9 | 1 | .321 | 251 | 330 |
| Bill Peterson** | 1972-73 | 1 | 18 | 0 | .052 | 241 | 553 |
| Sid Gillman | 1973-74 | 8 | 15 | 0 | .347 | 358 | 556 |
| O.A. "Bum" Phillips | 1975-80 | 59 | 38 | 0 | .608 | 1,857 | 1,741 |
| Ed Biles*** | 1981-83 | 8 | 23 | 0 | .258 | 526 | 774 |
| Chuck Studley | 1983 | 2 | 8 | 0 | .200 | 179 | 286 |
| Hugh Campbell**** | 1984-85 | 8 | 22 | 0 | .266 | 487 | 787 |
| Jerry Glanville | 1985-89 | 35 | 35 | 0 | .500 | 1,535 | 1,637 |
| Jack Pardee# | 1990-94 | 44 | 35 | 0 | .556 | 1,771 | 1,418 |
| Jeff Fisher | 1994-2010 | 147 | 126 | 0 | .538 | 5,872 | 5,719 |
| Mike Munchak | 2011-13 | 22 | 26 | 0 | .458 | 1,017 | 1,069 |
| Ken Whisenhunt## | 2014-15 | 3 | 20 | 0 | .130 | 379 | 597 |
| Mike Mularkey | 2015-17 | 21 | 22 | 0 | .488 | 925 | 1,054 |
| Mike Vrabel | 2018-23 | 54 | 44 | 0 | .551 | 2,206 | 2,109 |
| TOTALS | 1960-2023 | 491 | 519 | 6 | .486 | 21,249 | 22,210 |

(includes postseason)

* Released after five games in 1961

** Released after five games in 1973

*** Resigned after six games in 1983

**** Released after 14 games in 1985

Released after 10 games in 1994

Released after seven games in 2015

ALL-TIME STARTING QUARTERBACK SUMMARY (REGULAR SEASON)

| Quarterback | Seasons | Wins | Losses | Ties | Pct. | Quarterback | Seasons | Wins | Losses | Ties | Pct. |
|--------------------|---------|------|--------|------|------|--------------------|---------|------|--------|------|------|
| George Blanda | 1960-66 | 44 | 38 | 0 | .537 | Chris Chandler | 1995-96 | 11 | 14 | 0 | .440 |
| Jacky Lee | 1960-67 | 4 | 5 | 1 | .450 | Steve McNair | 1995-05 | 76 | 55 | 0 | .580 |
| Don Trull | 1964-69 | 4 | 9 | 2 | .333 | Neil O'Donnell | 1999-03 | 6 | 2 | 0 | .750 |
| Buddy Humphrey | 1966 | 0 | 1 | 0 | .000 | Billy Volek | 2000-06 | 3 | 7 | 0 | .300 |
| Pete Beathard | 1967-69 | 15 | 11 | 0 | .577 | Matt Mauck | 2005 | 0 | 1 | 0 | .000 |
| Bob Davis | 1967-69 | 3 | 2 | 1 | .583 | Vince Young | 2006-10 | 30 | 17 | 0 | .638 |
| Charley Johnson | 1970-71 | 3 | 11 | 0 | .214 | Kerry Collins | 2006-10 | 15 | 17 | 0 | .469 |
| Jerry Rhome | 1970 | 0 | 3 | 1 | .125 | Rusty Smith | 2010-11 | 0 | 1 | 0 | .000 |
| Dan Pastorini | 1971-79 | 53 | 54 | 0 | .495 | Matt Hasselbeck | 2011-12 | 11 | 10 | 0 | .524 |
| Lynn Dickey | 1971-74 | 2 | 7 | 1 | .250 | Jake Locker | 2011-14 | 9 | 14 | 0 | .391 |
| Kent Nix | 1972 | 0 | 2 | 0 | .000 | Ryan Fitzpatrick | 2013 | 3 | 6 | 0 | .333 |
| John Hadl | 1976-77 | 1 | 5 | 0 | .167 | Charlie Whitehurst | 2014 | 1 | 4 | 0 | .200 |
| Gifford Nielsen | 1978-83 | 3 | 11 | 0 | .214 | Zach Mettenberger | 2014-15 | 0 | 10 | 0 | .000 |
| Ken Stabler | 1980-81 | 16 | 12 | 0 | .571 | Marcus Mariota | 2015-19 | 29 | 32 | 0 | .475 |
| John Reaves | 1981 | 1 | 1 | 0 | .500 | Matt Cassel | 2016-17 | 1 | 1 | 0 | .500 |
| Archie Manning | 1982-83 | 0 | 8 | 0 | .000 | Blaine Gabbert | 2018 | 2 | 1 | 0 | .667 |
| Oliver Luck | 1982-86 | 3 | 6 | 0 | .333 | Ryan Tannehill | 2019-23 | 38 | 23 | 0 | .623 |
| Warren Moon | 1984-93 | 70 | 69 | 0 | .504 | Malik Willis | 2022-23 | 1 | 2 | 0 | .333 |
| Brent Pease | 1987-88 | 2 | 1 | 0 | .667 | Joshua Dobbs | 2022 | 0 | 2 | 0 | .000 |
| Cody Carlson | 1987-94 | 11 | 8 | 0 | .579 | Will Levis | 2023 | 2 | 3 | 0 | .400 |
| Billy Joe Tolliver | 1994 | 0 | 7 | 0 | .000 | | | | | | |
| Bucky Richardson | 1992-94 | 1 | 3 | 0 | .250 | | | | | | |



YEAR-BY-YEAR STARTING QUARTERBACKS

2023 (4-7)

| Date | W-L | Opponent | Starter |
|----------|-----|-----------------|-----------|
| Sept. 10 | L | at New Orleans | Tannehill |
| Sept. 17 | W | L.A. Chargers | Tannehill |
| Sept. 24 | L | at Cleveland | Tannehill |
| Oct. 1 | W | Cincinnati | Tannehill |
| Oct. 8 | L | at Indianapolis | Tannehill |
| Oct. 15 | L | Baltimore | Tannehill |
| Oct. 29 | W | Atlanta | Levis |
| Nov. 2 | L | at Pittsburgh | Levis |
| Nov. 12 | L | at Tampa Bay | Levis |
| Nov. 19 | L | at Jacksonville | Levis |
| Nov. 26 | W | Carolina | Levis |
| Dec. 3 | | Indianapolis | |
| Dec. 11 | | at Miami | |
| Dec. 18 | | Houston | |
| Dec. 24 | | Seattle | |
| Dec. 31 | | at Houston | |
| Jan. 6-7 | | Jacksonville | |

Tannehill (2-4), Levis (2-3)

2022 (7-10)

| Date | W-L | Opponent | Starter |
|----------|-----|------------------|-----------|
| Sept. 11 | L | N.Y. Giants | Tannehill |
| Sept. 19 | L | at Buffalo | Tannehill |
| Sept. 25 | W | Las Vegas | Tannehill |
| Oct. 2 | W | at Indianapolis | Tannehill |
| Oct. 9 | W | at Washington | Tannehill |
| Oct. 23 | W | Indianapolis | Tannehill |
| Oct. 30 | W | at Houston | Willis |
| Nov. 6 | L | at Kansas City | Willis |
| Nov. 13 | W | Denver | Tannehill |
| Nov. 17 | W | at Green Bay | Tannehill |
| Nov. 27 | L | Cincinnati | Tannehill |
| Dec. 4 | L | at Philadelphia | Tannehill |
| Dec. 11 | L | Jacksonville | Tannehill |
| Dec. 18 | L | at L.A. Chargers | Tannehill |
| Dec. 24 | L | Houston | Willis |
| Dec. 29 | L | Dallas | Dobbs |
| Jan. 7 | L | at Jacksonville | Dobbs |

Tannehill (6-6), Willis (1-2), Dobbs (0-2)

2021 (12-5)

| Date | W-L | Opponent | Starter |
|----------|-----|-----------------|-----------|
| Sept. 12 | L | Arizona | Tannehill |
| Sept. 19 | W | at Seattle | Tannehill |
| Sept. 27 | W | Indianapolis | Tannehill |
| Oct. 3 | L | at N.Y. Jets | Tannehill |
| Oct. 10 | W | at Jacksonville | Tannehill |
| Oct. 18 | W | Buffalo | Tannehill |
| Oct. 24 | W | Kansas City | Tannehill |
| Oct. 31 | W | at Indianapolis | Tannehill |
| Nov. 7 | W | at L.A. Rams | Tannehill |
| Nov. 14 | W | New Orleans | Tannehill |
| Nov. 21 | L | Houston | Tannehill |
| Nov. 28 | L | at New England | Tannehill |
| Dec. 12 | W | Jacksonville | Tannehill |
| Dec. 19 | L | at Pittsburgh | Tannehill |
| Dec. 23 | W | San Francisco | Tannehill |
| Jan. 2 | W | Miami | Tannehill |
| Jan. 9 | W | at Houston | Tannehill |

Divisional

| | | | |
|---------|---|------------|-----------|
| Jan. 22 | L | Cincinnati | Tannehill |
|---------|---|------------|-----------|

Tannehill (12-5, 0-1)

2020 (11-5)

| Date | W-L | Opponent | Starter |
|----------|-----|--------------|-----------|
| Sept. 14 | W | at Denver | Tannehill |
| Sept. 20 | W | Jacksonville | Tannehill |
| Sept. 27 | W | at Minnesota | Tannehill |
| Oct. 13 | W | Buffalo | Tannehill |
| Oct. 18 | W | Houston | Tannehill |

| | | | |
|---------|---|-----------------|-----------|
| Oct. 25 | L | Pittsburgh | Tannehill |
| Nov. 1 | L | at Cincinnati | Tannehill |
| Nov. 8 | W | Chicago | Tannehill |
| Nov. 12 | L | Indianapolis | Tannehill |
| Nov. 22 | W | at Baltimore | Tannehill |
| Nov. 29 | W | at Indianapolis | Tannehill |
| Dec. 6 | L | Cleveland | Tannehill |
| Dec. 13 | W | at Jacksonville | Tannehill |
| Dec. 20 | W | Detroit | Tannehill |
| Dec. 27 | L | at Green Bay | Tannehill |
| Jan. 3 | W | at Houston | Tannehill |

Wild Card

| | | | |
|---------|---|-----------|-----------|
| Jan. 10 | L | Baltimore | Tannehill |
|---------|---|-----------|-----------|

Tannehill (11-5, 0-1)

2019 (9-7)

| Date | W-L | Opponent | Starter |
|----------|-----|-----------------|-----------|
| Sept. 8 | W | at Cleveland | Mariota |
| Sept. 15 | L | Indianapolis | Mariota |
| Sept. 19 | L | at Jacksonville | Mariota |
| Sept. 29 | W | at Atlanta | Mariota |
| Oct. 6 | L | Buffalo | Mariota |
| Oct. 13 | L | at Denver | Mariota |
| Oct. 20 | W | L.A. Chargers | Tannehill |
| Oct. 27 | W | Tampa Bay | Tannehill |
| Nov. 3 | L | at Carolina | Tannehill |
| Nov. 10 | W | Kansas City | Tannehill |
| Nov. 24 | W | Jacksonville | Tannehill |
| Dec. 1 | W | at Indianapolis | Tannehill |
| Dec. 8 | W | at Oakland | Tannehill |
| Dec. 15 | L | Houston | Tannehill |
| Dec. 22 | L | New Orleans | Tannehill |
| Dec. 30 | W | at Houston | Tannehill |

Wild Card

| | | | |
|--------|---|----------------|-----------|
| Jan. 4 | W | at New England | Tannehill |
|--------|---|----------------|-----------|

Divisional

| | | | |
|---------|---|--------------|-----------|
| Jan. 11 | W | at Baltimore | Tannehill |
|---------|---|--------------|-----------|

AFC Championship

| | | | |
|---------|---|----------------|-----------|
| Jan. 19 | L | at Kansas City | Tannehill |
|---------|---|----------------|-----------|

Mariota (2-4), Tannehill (7-3, 2-1)

2018 (9-7)

| Date | W-L | Opponent | Starter |
|----------|-----|------------------|---------|
| Sept. 9 | L | at Miami | Mariota |
| Sept. 16 | W | Houston | Gabbert |
| Sept. 23 | W | at Jacksonville | Gabbert |
| Sept. 30 | W | Philadelphia | Mariota |
| Oct. 7 | L | at Buffalo | Mariota |
| Oct. 14 | L | Baltimore | Mariota |
| Oct. 21 | L | at L.A. Chargers | Mariota |
| Nov. 5 | W | at Dallas | Mariota |
| Nov. 11 | W | New England | Mariota |
| Nov. 18 | L | at Indianapolis | Mariota |
| Nov. 26 | L | at Houston | Mariota |
| Dec. 2 | W | N.Y. Jets | Mariota |
| Dec. 6 | W | Jacksonville | Mariota |
| Dec. 16 | W | at N.Y. Giants | Mariota |
| Dec. 22 | W | Washington | Mariota |
| Dec. 30 | L | Indianapolis | Gabbert |

Mariota (7-6), Gabbert (2-1)

2017 (9-7)

| Date | W-L | Opponent | Starter |
|----------|-----|-----------------|---------|
| Sept. 10 | L | Oakland | Mariota |
| Sept. 17 | W | at Jacksonville | Mariota |
| Sept. 24 | W | Seattle | Mariota |
| Oct. 1 | L | at Houston | Mariota |
| Oct. 8 | L | at Miami | Cassel |
| Oct. 16 | W | Indianapolis | Mariota |
| Oct. 22 | W | at Cleveland | Mariota |
| Nov. 5 | W | Baltimore | Mariota |

| | | | |
|---------|---|------------------|---------|
| Nov. 12 | W | Cincinnati | Mariota |
| Nov. 16 | L | at Pittsburgh | Mariota |
| Nov. 26 | W | at Indianapolis | Mariota |
| Dec. 3 | W | Houston | Mariota |
| Dec. 10 | L | at Arizona | Mariota |
| Dec. 17 | L | at San Francisco | Mariota |
| Dec. 24 | L | Los Angeles Rams | Mariota |
| Dec. 31 | W | Jacksonville | Mariota |

Wild Card

| | | | |
|--------|---|----------------|---------|
| Jan. 6 | W | at Kansas City | Mariota |
|--------|---|----------------|---------|

Divisional

| | | | |
|---------|---|----------------|---------|
| Jan. 13 | L | at New England | Mariota |
|---------|---|----------------|---------|

Mariota (9-6, 1-1), Cassel (0-1)

2016 (9-7)

| Date | W-L | Opponent | Starter |
|----------|-----|-----------------|---------|
| Sept. 11 | L | Minnesota | Mariota |
| Sept. 18 | W | at Detroit | Mariota |
| Sept. 25 | L | Oakland | Mariota |
| Oct. 2 | L | at Houston | Mariota |
| Oct. 9 | W | at Miami | Mariota |
| Oct. 16 | W | Cleveland | Mariota |
| Oct. 23 | L | Indianapolis | Mariota |
| Oct. 27 | W | Jacksonville | Mariota |
| Nov. 6 | L | at San Diego | Mariota |
| Nov. 13 | W | Green Bay | Mariota |
| Nov. 20 | L | at Indianapolis | Mariota |
| Nov. 27 | W | at Chicago | Mariota |
| Dec. 11 | W | Denver | Mariota |
| Dec. 18 | W | at Kansas City | Mariota |
| Dec. 24 | L | at Jacksonville | Mariota |
| Jan. 1 | W | Houston | Cassel |

Mariota (8-7), Cassel (1-0)

2015 (3-13)

| Date | W-L | Opponent | Starter |
|----------|-----|-----------------|--------------|
| Sept. 13 | W | at Tampa Bay | Mariota |
| Sept. 20 | L | at Cleveland | Mariota |
| Sept. 27 | L | Indianapolis | Mariota |
| Oct. 11 | L | Buffalo | Mariota |
| Oct. 18 | L | Miami | Mariota |
| Oct. 25 | L | Atlanta | Mettenberger |
| Nov. 1 | L | at Houston | Mettenberger |
| Nov. 8 | W | at New Orleans | Mariota |
| Nov. 15 | L | Carolina | Mariota |
| Nov. 19 | L | at Jacksonville | Mariota |
| Nov. 29 | L | Oakland | Mariota |
| Dec. 6 | W | Jacksonville | Mariota |
| Dec. 13 | L | at N.Y. Jets | Mariota |
| Dec. 20 | L | at New England | Mariota |
| Dec. 27 | L | Houston | Mettenberger |
| Jan. 3 | L | at Indianapolis | Mettenberger |

Mariota (3-9), Mettenberger (0-4)

2014 (2-14)

| Date | W-L | Opponent | Starter |
|----------|-----|-----------------|--------------|
| Sept. 7 | W | at Kansas City | Locker |
| Sept. 14 | L | Dallas | Locker |
| Sept. 21 | L | at Cincinnati | Locker |
| Sept. 28 | L | at Indianapolis | Whitehurst |
| Oct. 5 | L | Cleveland | Locker |
| Oct. 12 | W | Jacksonville | Whitehurst |
| Oct. 19 | L | at Washington | Whitehurst |
| Oct. 26 | L | Houston | Mettenberger |
| Nov. 9 | L | at Baltimore | Mettenberger |
| Nov. 17 | L | Pittsburgh | Mettenberger |
| Nov. 23 | L | at Philadelphia | Mettenberger |
| Nov. 30 | L | at Houston | Mettenberger |
| Dec. 7 | L | N.Y. Giants | Mettenberger |
| Dec. 14 | L | N.Y. Jets | Locker |

YEAR-BY-YEAR STARTING QUARTERBACKS

| | | | |
|---------|---|-----------------|------------|
| Dec. 18 | L | at Jacksonville | Whitehurst |
| Dec. 28 | L | Indianapolis | Whitehurst |

Locker (1-4), Whitehurst (1-4), Mettenberger (0-6)

2013 (7-9)

| Date | W-L | Opponent | Starter |
|----------|-----|-----------------|-------------|
| Sept. 8 | W | at Pittsburgh | Locker |
| Sept. 15 | L | at Houston | Locker |
| Sept. 22 | W | San Diego | Locker |
| Sept. 29 | W | N.Y. Jets | Locker |
| Oct. 6 | L | Kansas City | Fitzpatrick |
| Oct. 13 | L | at Seattle | Fitzpatrick |
| Oct. 20 | L | San Francisco | Locker |
| Nov. 3 | W | at St. Louis | Locker |
| Nov. 10 | L | Jacksonville | Locker |
| Nov. 14 | L | Indianapolis | Fitzpatrick |
| Nov. 24 | W | at Oakland | Fitzpatrick |
| Dec. 1 | L | at Indianapolis | Fitzpatrick |
| Dec. 8 | L | at Denver | Fitzpatrick |
| Dec. 15 | L | Arizona | Fitzpatrick |
| Dec. 22 | W | at Jacksonville | Fitzpatrick |
| Dec. 29 | W | Houston | Fitzpatrick |

Locker (4-3), Fitzpatrick (3-6)

2012 (6-10)

| Date | W-L | Opponent | Starter |
|----------|-----|-----------------|------------|
| Sept. 9 | L | New England | Locker |
| Sept. 16 | L | at San Diego | Locker |
| Sept. 23 | W | Detroit | Locker |
| Sept. 30 | L | at Houston | Locker |
| Oct. 7 | L | at Minnesota | Hasselbeck |
| Oct. 11 | W | Pittsburgh | Hasselbeck |
| Oct. 21 | W | at Buffalo | Hasselbeck |
| Oct. 28 | L | Indianapolis | Hasselbeck |
| Nov. 4 | L | Chicago | Hasselbeck |
| Nov. 11 | W | at Miami | Locker |
| Nov. 25 | L | at Jacksonville | Locker |
| Dec. 2 | L | Houston | Locker |
| Dec. 9 | L | at Indianapolis | Locker |
| Dec. 17 | W | N.Y. Jets | Locker |
| Dec. 23 | L | at Green Bay | Locker |
| Dec. 30 | W | Jacksonville | Locker |

Locker (4-7), Hasselbeck (2-3)

2011 (9-7)

| Date | W-L | Opponent | Starter |
|----------|-----|-----------------|------------|
| Sept. 11 | L | at Jacksonville | Hasselbeck |
| Sept. 18 | W | Baltimore | Hasselbeck |
| Sept. 25 | W | Denver | Hasselbeck |
| Oct. 2 | W | at Cleveland | Hasselbeck |
| Oct. 9 | L | at Pittsburgh | Hasselbeck |
| Oct. 23 | L | Houston | Hasselbeck |
| Oct. 30 | W | Indianapolis | Hasselbeck |
| Nov. 6 | L | Cincinnati | Hasselbeck |
| Nov. 13 | W | at Carolina | Hasselbeck |
| Nov. 20 | L | at Atlanta | Hasselbeck |
| Nov. 27 | W | Tampa Bay | Hasselbeck |
| Dec. 4 | W | at Buffalo | Hasselbeck |
| Dec. 11 | L | New Orleans | Hasselbeck |
| Dec. 18 | L | at Indianapolis | Hasselbeck |
| Dec. 24 | W | Jacksonville | Hasselbeck |
| Jan. 1 | W | at Houston | Hasselbeck |

Hasselbeck (9-7)

2010 (6-10)

| Date | W-L | Opponent | Starter |
|----------|-----|----------------|---------|
| Sept. 12 | W | Oakland | Young |
| Sept. 19 | L | Pittsburgh | Young |
| Sept. 26 | W | at N.Y. Giants | Young |
| Oct. 3 | L | Denver | Young |

| | | | |
|---------|---|-----------------|---------|
| Oct. 10 | W | at Dallas | Young |
| Oct. 18 | W | at Jacksonville | Young |
| Oct. 24 | W | Philadelphia | Collins |
| Oct. 31 | L | at San Diego | Young |
| Nov. 14 | L | at Miami | Collins |
| Nov. 21 | L | Washington | Young |
| Nov. 28 | L | at Houston | Smith |
| Dec. 5 | L | Jacksonville | Collins |
| Dec. 9 | L | Indianapolis | Collins |
| Dec. 19 | W | Houston | Collins |
| Dec. 26 | L | at Kansas City | Collins |
| Jan. 2 | L | at Indianapolis | Collins |

Young (4-4), Collins (2-5), Smith (0-1)

2009 (8-8)

| Date | W-L | Opponent | Starter |
|----------|-----|------------------|---------|
| Sept. 10 | L | at Pittsburgh | Collins |
| Sept. 20 | L | Houston | Collins |
| Sept. 27 | L | at N.Y. Jets | Collins |
| Oct. 4 | L | at Jacksonville | Collins |
| Oct. 11 | L | Indianapolis | Collins |
| Oct. 18 | L | at New England | Collins |
| Nov. 1 | W | Jacksonville | Young |
| Nov. 8 | W | at San Francisco | Young |
| Nov. 15 | W | Buffalo | Young |
| Nov. 23 | W | at Houston | Young |
| Nov. 29 | W | Arizona | Young |
| Dec. 6 | L | at Indianapolis | Young |
| Dec. 13 | W | St. Louis | Young |
| Dec. 20 | W | Miami | Young |
| Dec. 25 | L | San Diego | Young |
| Jan. 3 | W | at Seattle | Young |

Young (8-2), Collins (0-6)

2008 (13-3)

| Date | W-L | Opponent | Starter |
|----------|-----|-----------------|---------|
| Sept. 7 | W | Jacksonville | Young |
| Sept. 14 | W | at Cincinnati | Collins |
| Sept. 21 | W | Houston | Collins |
| Sept. 28 | W | Minnesota | Collins |
| Oct. 5 | W | at Baltimore | Collins |
| Oct. 19 | W | at Kansas City | Collins |
| Oct. 27 | W | Indianapolis | Collins |
| Nov. 2 | W | Green Bay | Collins |
| Nov. 9 | W | at Chicago | Collins |
| Nov. 16 | W | at Jacksonville | Collins |
| Nov. 23 | L | N.Y. Jets | Collins |
| Nov. 27 | W | at Detroit | Collins |
| Dec. 7 | W | Cleveland | Collins |
| Dec. 14 | L | at Houston | Collins |
| Dec. 21 | W | Pittsburgh | Collins |
| Dec. 28 | L | at Indianapolis | Collins |

Divisional

| | | | |
|---------|-------|-----------|---------|
| Jan. 10 | L (P) | Baltimore | Collins |
|---------|-------|-----------|---------|

Young (1-0), Collins (12-3, 0-1)

2007 (10-6)

| Date | W-L | Opponent | Starter |
|----------|-----|-----------------|---------|
| Sept. 9 | W | at Jacksonville | Young |
| Sept. 16 | L | Indianapolis | Young |
| Sept. 24 | W | at New Orleans | Young |
| Oct. 7 | W | Atlanta | Young |
| Oct. 14 | L | at Tampa Bay | Young |
| Oct. 21 | W | at Houston | Collins |
| Oct. 28 | W | Oakland | Young |
| Nov. 4 | W | Carolina | Young |
| Nov. 11 | L | Jacksonville | Young |
| Nov. 19 | L | at Denver | Young |
| Nov. 25 | L | at Cincinnati | Young |
| Dec. 2 | W | Houston | Young |
| Dec. 9 | L | San Diego | Young |
| Dec. 16 | W | at Kansas City | Young |

| | | | |
|---------|---|-----------------|-------|
| Dec. 23 | W | N.Y. Jets | Young |
| Dec. 30 | W | at Indianapolis | Young |

Wild Card

| | | | |
|--------|-------|--------------|-------|
| Jan. 6 | L (P) | at San Diego | Young |
|--------|-------|--------------|-------|

Young (9-6, 0-1), Collins (1-0)

2006 (8-8)

| Date | W-L | Opponent | Starter |
|----------|-----|-----------------|---------|
| Sept. 10 | L | N.Y. Jets | Collins |
| Sept. 17 | L | at San Diego | Collins |
| Sept. 24 | L | at Miami | Collins |
| Oct. 1 | L | Dallas | Young |
| Oct. 8 | L | at Indianapolis | Young |
| Oct. 15 | W | at Washington | Young |
| Oct. 29 | W | Houston | Young |
| Nov. 5 | L | at Jacksonville | Young |
| Nov. 12 | L | Baltimore | Young |
| Nov. 19 | W | at Philadelphia | Young |
| Nov. 26 | W | N.Y. Giants | Young |
| Dec. 3 | W | Indianapolis | Young |
| Dec. 10 | W | at Houston | Young |
| Dec. 17 | W | Jacksonville | Young |
| Dec. 24 | W | at Buffalo | Young |
| Dec. 31 | L | New England | Young |

Young (8-5), Collins (0-3)

2005 (4-12)

| Date | W-L | Opponent | Starter |
|----------|-----|-----------------|---------|
| Sept. 11 | L | at Pittsburgh | McNair |
| Sept. 18 | W | Baltimore | McNair |
| Sept. 25 | L | at St. Louis | McNair |
| Oct. 2 | L | Indianapolis | McNair |
| Oct. 9 | W | at Houston | McNair |
| Oct. 16 | L | Cincinnati | McNair |
| Oct. 23 | L | at Arizona | Volek |
| Oct. 30 | L | Oakland | McNair |
| Nov. 6 | L | at Cleveland | McNair |
| Nov. 20 | L | Jacksonville | McNair |
| Nov. 27 | W | San Francisco | McNair |
| Dec. 4 | L | at Indianapolis | McNair |
| Dec. 11 | W | Houston | McNair |
| Dec. 18 | L | Seattle | McNair |
| Dec. 24 | L | at Miami | McNair |
| Jan. 1 | L | at Jacksonville | Mauck |

McNair (4-10), Volek (0-1), Mauck (0-1)

2004 (5-11)

| Date | W-L | Opponent | Starter |
|----------|-----|-----------------|---------|
| Sept. 11 | W | at Miami | McNair |
| Sept. 19 | L | Indianapolis | McNair |
| Sept. 26 | L | Jacksonville | McNair |
| Oct. 3 | L | at San Diego | Volek |
| Oct. 11 | W | at Green Bay | McNair |
| Oct. 17 | L | Houston | McNair |
| Oct. 24 | L | at Minnesota | McNair |
| Oct. 31 | W | Cincinnati | Volek |
| Nov. 14 | L | Chicago | Volek |
| Nov. 21 | W | at Jacksonville | McNair |
| Nov. 28 | L | at Houston | McNair |
| Dec. 5 | L | at Indianapolis | Volek |
| Dec. 13 | L | Kansas City | Volek |
| Dec. 19 | L | at Oakland | Volek |
| Dec. 25 | L | Denver | Volek |
| Jan. 2 | W | Detroit | Volek |

Volek (2-6), McNair (3-5)

2003 (12-4)

| Date | W-L | Opponent | Starter |
|----------|-----|-----------------|---------|
| Sept. 7 | W | Oakland | McNair |
| Sept. 14 | L | at Indianapolis | McNair |
| Sept. 21 | W | New Orleans | McNair |

YEAR-BY-YEAR STARTING QUARTERBACKS

| | | | |
|----------|---|-----------------|-----------|
| Sept. 28 | W | at Pittsburgh | McNair |
| Oct. 5 | L | at New England | McNair |
| Oct. 12 | W | Houston | McNair |
| Oct. 19 | W | at Carolina | McNair |
| Oct. 26 | W | at Jacksonville | McNair |
| Nov. 9 | W | Miami | McNair |
| Nov. 16 | W | Jacksonville | McNair |
| Nov. 23 | W | at Atlanta | McNair |
| Dec. 1 | L | at N.Y. Jets | McNair |
| Dec. 7 | L | at Indianapolis | McNair |
| Dec. 14 | W | Buffalo | Volek |
| Dec. 21 | W | at Houston | McNair |
| Dec. 28 | W | Tampa Bay | O'Donnell |

Wild Card

Jan. 3 W (P) at Baltimore McNair

Divisional

Jan. 10 L (P) at New England McNair

McNair (10-4, 1-1), Volek (1-0), O'Donnell (1-0)**2002 (11-5)**

| Date | W-L | Opponent | Starter |
|----------|-----|-----------------|---------|
| Sept. 8 | W | Philadelphia | McNair |
| Sept. 15 | L | at Dallas | McNair |
| Sept. 22 | L | Cleveland | McNair |
| Sept. 28 | L | at Oakland | McNair |
| Oct. 6 | L | Washington | McNair |
| Oct. 13 | W | Jacksonville | McNair |
| Oct. 27 | W | at Cincinnati | McNair |
| Nov. 3 | W | at Indianapolis | McNair |
| Nov. 10 | W | Houston | McNair |
| Nov. 17 | W | Pittsburgh | McNair |
| Nov. 24 | L | at Baltimore | McNair |
| Dec. 1 | W | at N.Y. Giants | McNair |
| Dec. 8 | W | Indianapolis | McNair |
| Dec. 16 | W | New England | McNair |
| Dec. 22 | W | at Jacksonville | McNair |
| Dec. 29 | W | at Houston | McNair |

Divisional

Jan. 11 W (P) Pittsburgh McNair

AFC Championship

Jan. 19 L (P) at Oakland McNair

McNair (11-5, 1-1)**2001 (7-9)**

| Date | W-L | Opponent | Starter |
|----------|-----|-----------------|-----------|
| Sept. 9 | L | Miami | McNair |
| Sept. 23 | L | at Jacksonville | O'Donnell |
| Oct. 7 | L | at Baltimore | McNair |
| Oct. 14 | W | Tampa Bay | McNair |
| Oct. 21 | W | at Detroit | McNair |
| Oct. 29 | L | at Pittsburgh | McNair |
| Nov. 4 | W | Jacksonville | McNair |
| Nov. 12 | L | Baltimore | McNair |
| Nov. 18 | W | at Cincinnati | McNair |
| Nov. 25 | L | Pittsburgh | McNair |
| Dec. 2 | W | at Cleveland | McNair |
| Dec. 9 | L | at Minnesota | McNair |
| Dec. 16 | W | Green Bay | McNair |
| Dec. 22 | W | at Oakland | McNair |
| Dec. 30 | L | Cleveland | McNair |
| Jan. 6 | L | Cincinnati | McNair |

McNair (7-8), O'Donnell (0-1)**2000 (13-3)**

| Date | W-L | Opponent | Starter |
|----------|-----|---------------|-----------|
| Sept. 3 | L | at Buffalo | McNair |
| Sept. 10 | W | Kansas City | McNair |
| Sept. 24 | W | at Pittsburgh | O'Donnell |
| Oct. 1 | W | N.Y. Giants | McNair |
| Oct. 8 | W | at Cincinnati | McNair |
| Oct. 16 | W | Jacksonville | McNair |

| | | | |
|---------|---|-----------------|--------|
| Oct. 22 | W | at Baltimore | McNair |
| Oct. 30 | W | at Washington | McNair |
| Nov. 5 | W | Pittsburgh | McNair |
| Nov. 12 | L | Baltimore | McNair |
| Nov. 19 | W | Cleveland | McNair |
| Nov. 26 | L | at Jacksonville | McNair |
| Dec. 3 | W | at Philadelphia | McNair |
| Dec. 10 | W | Cincinnati | McNair |
| Dec. 17 | W | at Cleveland | McNair |
| Dec. 25 | W | Dallas | McNair |

Divisional

Jan. 7 L (P) Baltimore McNair

McNair (12-3, 0-1), O'Donnell (1-0)**1999 (13-3)**

| Date | W-L | Opponent | Starter |
|----------|-----|------------------|-----------|
| Sept. 12 | W | Cincinnati | McNair |
| Sept. 19 | W | Cleveland | O'Donnell |
| Sept. 26 | W | at Jacksonville | O'Donnell |
| Oct. 3 | L | at San Francisco | O'Donnell |
| Oct. 10 | W | Baltimore | O'Donnell |
| Oct. 17 | W | at New Orleans | O'Donnell |
| Oct. 31 | W | St. Louis | McNair |
| Nov. 7 | L | at Miami | McNair |
| Nov. 14 | W | at Cincinnati | McNair |
| Nov. 21 | W | Pittsburgh | McNair |
| Nov. 28 | W | at Cleveland | McNair |
| Dec. 5 | L | at Baltimore | McNair |
| Dec. 9 | W | Oakland | McNair |
| Dec. 19 | W | Atlanta | McNair |
| Dec. 26 | W | Jacksonville | McNair |
| Jan. 2 | W | at Pittsburgh | McNair |

Wild Card

Jan. 8 W (P) Buffalo McNair

Divisional

Jan. 16 W (P) at Indianapolis McNair

AFC Championship

Jan. 23 W (P) at Jacksonville McNair

Super Bowl XXXIV

Jan. 30 L (P) St. Louis McNair

McNair (9-2, 3-1), O'Donnell (4-1)**1998 (8-8)**

| Date | W-L | Opponent | Starter |
|----------|-----|-----------------|---------|
| Sept. 6 | W | at Cincinnati | McNair |
| Sept. 13 | L | San Diego | McNair |
| Sept. 20 | L | at New England | McNair |
| Sept. 27 | L | Jacksonville | McNair |
| Oct. 11 | W | at Baltimore | McNair |
| Oct. 18 | W | Cincinnati | McNair |
| Oct. 25 | L | Chicago | McNair |
| Nov. 1 | W | at Pittsburgh | McNair |
| Nov. 8 | W | at Tampa Bay | McNair |
| Nov. 15 | W | Pittsburgh | McNair |
| Nov. 22 | L | N.Y. Jets | McNair |
| Nov. 29 | L | at Seattle | McNair |
| Dec. 6 | W | Baltimore | McNair |
| Dec. 13 | W | at Jacksonville | McNair |
| Dec. 20 | L | at Green Bay | McNair |
| Dec. 26 | L | Minnesota | McNair |

McNair (8-8)**1997 (8-8)**

| Date | W-L | Opponent | Starter |
|----------|-----|---------------|---------|
| Aug. 31 | W | Oakland | McNair |
| Sept. 7 | L | at Miami | McNair |
| Sept. 21 | L | Baltimore | McNair |
| Sept. 28 | L | at Pittsburgh | McNair |
| Oct. 5 | L | at Seattle | McNair |
| Oct. 12 | W | Cincinnati | McNair |
| Oct. 19 | W | Washington | McNair |
| Oct. 26 | W | at Arizona | McNair |

| | | | |
|---------|---|-----------------|--------|
| Nov. 2 | L | Jacksonville | McNair |
| Nov. 9 | W | N.Y. Giants | McNair |
| Nov. 16 | L | at Jacksonville | McNair |
| Nov. 23 | W | Buffalo | McNair |
| Nov. 27 | W | at Dallas | McNair |
| Dec. 4 | L | at Cincinnati | McNair |
| Dec. 14 | L | at Baltimore | McNair |
| Dec. 21 | W | Pittsburgh | McNair |

McNair (8-8)**1996 (8-8)**

| Date | W-L | Opponent | Starter |
|----------|-----|-----------------|----------|
| Sept. 1 | L | Kansas City | Chandler |
| Sept. 8 | W | at Jacksonville | Chandler |
| Sept. 15 | W | Baltimore | Chandler |
| Sept. 29 | L | at Pittsburgh | Chandler |
| Oct. 6 | W | at Cincinnati | Chandler |
| Oct. 13 | W | at Atlanta | Chandler |
| Oct. 20 | W | Pittsburgh | Chandler |
| Oct. 27 | L | San Francisco | Chandler |
| Nov. 3 | L | at Seattle | McNair |
| Nov. 10 | W | at New Orleans | Chandler |
| Nov. 17 | L | Miami | Chandler |
| Nov. 24 | L | Carolina | Chandler |
| Dec. 1 | W | N.Y. Jets | McNair |
| Dec. 8 | L | Jacksonville | McNair |
| Dec. 15 | L | Cincinnati | Chandler |
| Dec. 22 | W | at Baltimore | McNair |

Chandler (6-6), McNair (2-2)**1995 (7-9)**

| Date | W-L | Opponent | Starter |
|----------|-----|-----------------|----------|
| Sept. 3 | W | at Jacksonville | Chandler |
| Sept. 10 | L | Pittsburgh | Chandler |
| Sept. 17 | L | Cleveland | Furrer |
| Sept. 24 | W | at Cincinnati | Chandler |
| Oct. 1 | L | Jacksonville | Chandler |
| Oct. 8 | L | at Minnesota | Chandler |
| Oct. 22 | L | at Chicago | Chandler |
| Oct. 29 | W | Tampa Bay | Chandler |
| Nov. 5 | W | at Cleveland | Chandler |
| Nov. 12 | L | Cincinnati | Chandler |
| Nov. 19 | L | at Kansas City | Chandler |
| Nov. 26 | W | Denver | Chandler |
| Dec. 3 | L | at Pittsburgh | Chandler |
| Dec. 10 | L | Detroit | Chandler |
| Dec. 17 | W | N.Y. Jets | McNair |
| Dec. 24 | W | Buffalo | McNair |

Chandler (5-8), McNair (2-0), Furrer (0-1)**1994 (2-14)**

| Date | W-L | Opponent | Starter |
|----------|-----|-----------------|------------|
| Sept. 4 | L | at Indianapolis | Carlson |
| Sept. 11 | L | at Dallas | Richardson |
| Sept. 18 | L | Buffalo | Richardson |
| Sept. 25 | W | Cincinnati | Carlson |
| Oct. 3 | L | at Pittsburgh | Carlson |
| Oct. 13 | L | Cleveland | Richardson |
| Oct. 24 | L | at Philadelphia | Carlson |
| Oct. 30 | L | at L.A. Raiders | Tolliver |
| Nov. 6 | L | Pittsburgh | Carlson |
| Nov. 13 | L | at Cincinnati | Tolliver |
| Nov. 21 | L | N.Y. Giants | Tolliver |
| Nov. 27 | L | at Cleveland | Tolliver |
| Dec. 4 | L | Arizona | Tolliver |
| Dec. 11 | L | Seattle | Tolliver |
| Dec. 18 | L | at Kansas City | Tolliver |
| Dec. 24 | W | N.Y. Jets | Richardson |

Tolliver (0-7), Carlson (1-4), Richardson (1-3)**1993 (12-4)**

YEAR-BY-YEAR STARTING QUARTERBACKS

| Date | W-L | Opponent | Starter |
|----------|-----|------------------|---------|
| Sept. 5 | L | at New Orleans | Moon |
| Sept. 12 | W | Kansas City | Moon |
| Sept. 19 | L | at San Diego | Moon |
| Sept. 26 | L | L.A. Rams | Moon |
| Oct. 11 | L | at Buffalo | Moon |
| Oct. 17 | W | at New England | Carlson |
| Oct. 24 | W | Cincinnati | Moon |
| Nov. 7 | W | Seattle | Moon |
| Nov. 14 | W | at Cincinnati | Moon |
| Nov. 21 | W | at Cleveland | Moon |
| Nov. 28 | W | Pittsburgh | Moon |
| Dec. 5 | W | Atlanta | Moon |
| Dec. 12 | W | Cleveland | Moon |
| Dec. 19 | W | at Pittsburgh | Moon |
| Dec. 25 | W | at San Francisco | Moon |
| Jan. 2 | W | N.Y. Jets | Carlson |

Divisional

Jan. 16 L (P) Kansas City Moon

Moon (10-4, 0-1), Carlson (2-0)**1992 (10-6)**

| Date | W-L | Opponent | Starter |
|----------|-----|-----------------|---------|
| Sept. 6 | L | Pittsburgh | Moon |
| Sept. 13 | W | at Indianapolis | Moon |
| Sept. 20 | W | Kansas City | Moon |
| Sept. 27 | W | San Diego | Moon |
| Oct. 11 | W | at Cincinnati | Moon |
| Oct. 18 | L | at Denver | Moon |
| Oct. 25 | W | Cincinnati | Moon |
| Nov. 1 | L | at Pittsburgh | Moon |
| Nov. 8 | L | Cleveland | Moon |
| Nov. 15 | W | at Minnesota | Moon |
| Nov. 22 | L | at Miami | Carlson |
| Nov. 26 | W | at Detroit | Carlson |
| Dec. 7 | W | Chicago | Carlson |
| Dec. 13 | L | Green Bay | Carlson |
| Dec. 20 | W | at Cleveland | Carlson |
| Dec. 27 | W | Buffalo | Carlson |

Wild Card

Jan. 3 L (P) at Buffalo Moon

Moon (6-4, 0-1), Carlson (4-2)**1991 (11-5)**

| Date | W-L | Opponent | Starter |
|----------|-----|----------------|---------|
| Sept. 1 | W | L.A. Raiders | Moon |
| Sept. 8 | W | at Cincinnati | Moon |
| Sept. 16 | W | Kansas City | Moon |
| Sept. 22 | L | at New England | Moon |
| Oct. 6 | W | Denver | Moon |
| Oct. 13 | W | at N.Y. Jets | Moon |
| Oct. 20 | W | at Miami | Moon |
| Oct. 27 | W | Cincinnati | Moon |
| Nov. 3 | L | at Washington | Moon |
| Nov. 10 | W | Dallas | Moon |
| Nov. 17 | W | Cleveland | Moon |
| Nov. 24 | L | at Pittsburgh | Moon |
| Dec. 2 | L | Philadelphia | Moon |
| Dec. 8 | W | Pittsburgh | Moon |
| Dec. 15 | W | at Cleveland | Moon |
| Dec. 21 | L | at N.Y. Giants | Moon |

Wild Card

Dec. 29 W (P) N.Y. Jets Moon

Divisional

Jan. 4 L (P) at Denver Moon

Moon (11-5, 1-1)**1990 (9-7)**

| Date | W-L | Opponent | Starter |
|----------|-----|---------------|---------|
| Sept. 9 | L | at Atlanta | Moon |
| Sept. 16 | L | at Pittsburgh | Moon |

| | | | |
|----------|---|----------------|---------|
| Sept. 23 | W | Indianapolis | Moon |
| Sept. 30 | W | at San Diego | Moon |
| Oct. 7 | L | San Francisco | Moon |
| Oct. 14 | W | Cincinnati | Moon |
| Oct. 21 | W | New Orleans | Moon |
| Oct. 28 | L | N.Y. Jets | Moon |
| Nov. 4 | L | at L.A. Rams | Moon |
| Nov. 18 | W | at Cleveland | Moon |
| Nov. 25 | W | Buffalo | Moon |
| Dec. 2 | L | at Seattle | Moon |
| Dec. 9 | W | Cleveland | Moon |
| Dec. 16 | W | at Kansas City | Moon |
| Dec. 23 | L | at Cincinnati | Moon |
| Dec. 30 | W | Pittsburgh | Carlson |

Wild Card

Jan. 6 L (P) at Cincinnati Carlson

Moon (8-7), Carlson (1-0, 0-1)**1989 (9-7)**

| Date | W-L | Opponent | Starter |
|----------|-----|----------------|---------|
| Sept. 10 | L | at Minnesota | Moon |
| Sept. 17 | W | at San Diego | Moon |
| Sept. 24 | L | Buffalo | Moon |
| Oct. 1 | W | Miami | Moon |
| Oct. 8 | L | at New England | Moon |
| Oct. 15 | W | at Chicago | Moon |
| Oct. 22 | W | Pittsburgh | Moon |
| Oct. 29 | L | at Cleveland | Moon |
| Nov. 5 | W | Detroit | Moon |
| Nov. 13 | W | Cincinnati | Moon |
| Nov. 19 | W | L.A. Raiders | Moon |
| Nov. 26 | L | at Kansas City | Moon |
| Dec. 3 | W | at Pittsburgh | Moon |
| Dec. 10 | W | Tampa Bay | Moon |
| Dec. 17 | L | at Cincinnati | Moon |
| Dec. 23 | L | Cleveland | Moon |

Wild Card

Dec. 31 L (P) Pittsburgh Moon

Moon (9-7, 0-1)**1988 (10-6)**

| Date | W-L | Opponent | Starter |
|----------|-----|-----------------|---------|
| Sept. 4 | W | at Indianapolis | Moon |
| Sept. 11 | W | L.A. Raiders | Carlson |
| Sept. 18 | L | at N.Y. Jets | Carlson |
| Sept. 25 | W | New England | Carlson |
| Oct. 2 | L | at Philadelphia | Carlson |
| Oct. 9 | W | Kansas City | Carlson |
| Oct. 16 | W | at Pittsburgh | Moon |
| Oct. 23 | L | at Cincinnati | Moon |
| Oct. 30 | W | Washington | Moon |
| Nov. 7 | W | Cleveland | Moon |
| Nov. 13 | L | at Seattle | Moon |
| Nov. 20 | W | Phoenix | Moon |
| Nov. 24 | W | at Dallas | Moon |
| Dec. 4 | L | Pittsburgh | Moon |
| Dec. 11 | W | Cincinnati | Moon |
| Dec. 18 | L | at Cleveland | Moon |

Wild Card

Dec. 24 W (P) at Cleveland Moon

Divisional

Jan. 1 L (P) at Buffalo Moon

Moon (7-4, 1-1), Carlson (3-2)**1987 (9-6)**

| Date | W-L | Opponent | Starter |
|----------|-----|------------|---------|
| Sept. 13 | W | L.A. Rams | Moon |
| Sept. 20 | L | at Buffalo | Moon |
| Oct. 4 | W | at Denver | Pease |

| | | | |
|---------|---|------------------|-------|
| Oct. 11 | W | at Cleveland | Pease |
| Oct. 18 | L | New England | Pease |
| Oct. 25 | W | Atlanta | Moon |
| Nov. 1 | W | at Cincinnati | Moon |
| Nov. 8 | L | at San Francisco | Moon |
| Nov. 15 | W | at Pittsburgh | Moon |
| Nov. 22 | L | Cleveland | Moon |
| Nov. 29 | L | at Indianapolis | Moon |
| Dec. 6 | W | San Diego | Moon |
| Dec. 13 | L | at New Orleans | Moon |
| Dec. 20 | W | Pittsburgh | Moon |
| Dec. 27 | W | Cincinnati | Moon |

Wild Card

Jan. 3 W (P) Seattle Moon

Divisional

Jan. 10 L (P) at Denver Moon

Moon (7-5, 1-1), Pease (2-1)**1986 (5-11)**

| Date | W-L | Opponent | Starter |
|----------|-----|----------------|---------|
| Sept. 7 | W | at Green Bay | Moon |
| Sept. 14 | L | Cleveland | Moon |
| Sept. 21 | L | at Kansas City | Moon |
| Sept. 28 | L | Pittsburgh | Moon |
| Oct. 5 | L | at Detroit | Moon |
| Oct. 12 | L | Chicago | Moon |
| Oct. 19 | L | at Cincinnati | Moon |
| Oct. 26 | L | L.A. Raiders | Moon |
| Nov. 2 | L | at Miami | Moon |
| Nov. 9 | W | Cincinnati | Moon |
| Nov. 16 | L | at Pittsburgh | Moon |
| Nov. 23 | W | Indianapolis | Moon |
| Nov. 30 | L | at Cleveland | Moon |
| Dec. 7 | L | at San Diego | Luck |
| Dec. 14 | W | Minnesota | Moon |
| Dec. 21 | W | Buffalo | Moon |

Moon (5-10), Luck (0-1)**1985 (5-11)**

| Date | W-L | Opponent | Starter |
|----------|-----|-----------------|---------|
| Sept. 8 | W | Miami | Moon |
| Sept. 15 | L | at Washington | Moon |
| Sept. 22 | L | at Pittsburgh | Moon |
| Sept. 29 | L | Dallas | Moon |
| Oct. 6 | L | at Denver | Moon |
| Oct. 13 | L | Cleveland | Moon |
| Oct. 20 | W | Cincinnati | Moon |
| Oct. 27 | W | at St. Louis | Moon |
| Nov. 3 | W | Kansas City | Moon |
| Nov. 10 | L | at Buffalo | Moon |
| Nov. 17 | L | Pittsburgh | Moon |
| Nov. 24 | W | San Diego | Luck |
| Dec. 1 | L | at Cincinnati | Luck |
| Dec. 8 | L | N.Y. Giants | Moon |
| Dec. 15 | L | at Cleveland | Moon |
| Dec. 22 | L | at Indianapolis | Moon |

Moon (4-10), Luck (1-1)**1984 (3-13)**

| Date | W-L | Opponent | Starter |
|----------|-----|---------------|---------|
| Sept. 2 | L | L.A. Raiders | Moon |
| Sept. 9 | L | Indianapolis | Moon |
| Sept. 16 | L | at San Diego | Moon |
| Sept. 23 | L | at Atlanta | Moon |
| Sept. 30 | L | New Orleans | Moon |
| Oct. 7 | L | at Cincinnati | Moon |
| Oct. 14 | L | at Miami | Moon |
| Oct. 21 | L | San Francisco | Moon |
| Oct. 28 | L | Cincinnati | Moon |

YEAR-BY-YEAR STARTING QUARTERBACKS

| | | | |
|---------|---|----------------|------|
| Nov. 4 | L | at Pittsburgh | Moon |
| Nov. 11 | W | at Kansas City | Moon |
| Nov. 18 | W | N.Y. Jets | Moon |
| Nov. 25 | L | at Cleveland | Moon |
| Dec. 2 | W | Pittsburgh | Moon |
| Dec. 9 | L | at L.A. Rams | Moon |
| Dec. 16 | L | Cleveland | Moon |

Moon (3-13)**1983 (2-14)**

| Date | W-L | Opponent | Starter |
|----------|-----|-----------------|---------|
| Sept. 4 | L | Green Bay | Manning |
| Sept. 11 | L | at L.A. Raiders | Manning |
| Sept. 18 | L | Pittsburgh | Manning |
| Sept. 25 | L | at Buffalo | Nielsen |
| Oct. 2 | L | at Pittsburgh | Nielsen |
| Oct. 9 | L | Denver | Nielsen |
| Oct. 16 | L | at Minnesota | Nielsen |
| Oct. 23 | L | Kansas City | Nielsen |
| Oct. 30 | L | at Cleveland | Nielsen |
| Nov. 6 | L | Cincinnati | Nielsen |
| Nov. 13 | W | Detroit | Luck |
| Nov. 20 | L | at Cincinnati | Luck |
| Nov. 27 | L | at Tampa Bay | Luck |
| Dec. 4 | L | Miami | Luck |
| Dec. 11 | W | Cleveland | Luck |
| Dec. 18 | L | at Baltimore | Luck |

Nielsen (0-7), Luck (2-4), Manning (0-3)**1982 (1-8)**

| Date | W-L | Opponent | Starter |
|----------|-----|-----------------|---------|
| Sept. 12 | L | at Cincinnati | Nielsen |
| Sept. 19 | W | Seattle | Nielsen |
| Nov. 21 | L | Pittsburgh | Nielsen |
| Nov. 28 | L | at New England | Manning |
| Dec. 5 | L | at N.Y. Giants | Manning |
| Dec. 13 | L | Dallas | Manning |
| Dec. 19 | L | at Philadelphia | Manning |
| Dec. 26 | L | Cleveland | Manning |
| Jan. 2 | L | Cincinnati | Nielsen |

Nielsen (1-3), Manning (0-5)**1981 (7-9)**

| Date | W-L | Opponent | Starter |
|----------|-----|------------------|---------|
| Sept. 6 | W | at L.A. Rams | Stabler |
| Sept. 13 | W | at Cleveland | Stabler |
| Sept. 20 | L | Miami | Stabler |
| Sept. 27 | L | at N.Y. Jets | Stabler |
| Oct. 4 | W | Cincinnati | Stabler |
| Oct. 11 | W | Seattle | Stabler |
| Oct. 18 | L | at New England | Stabler |
| Oct. 26 | L | at Pittsburgh | Stabler |
| Nov. 1 | L | at Cincinnati | Stabler |
| Nov. 8 | W | Oakland | Reaves |
| Nov. 15 | L | at Kansas City | Reaves |
| Nov. 22 | L | New Orleans | Stabler |
| Nov. 29 | L | Atlanta | Stabler |
| Dec. 3 | W | Cleveland | Stabler |
| Dec. 13 | L | at San Francisco | Nielsen |
| Dec. 20 | W | Pittsburgh | Nielsen |

Stabler (5-7), Reaves (1-1), Nielsen (1-1)**1980 (11-5)**

| Date | W-L | Opponent | Starter |
|----------|-----|----------------|---------|
| Sept. 7 | L | at Pittsburgh | Stabler |
| Sept. 15 | W | at Cleveland | Stabler |
| Sept. 21 | W | Baltimore | Stabler |
| Sept. 28 | W | at Cincinnati | Stabler |
| Oct. 5 | L | Seattle | Stabler |
| Oct. 12 | L | at Kansas City | Stabler |
| Oct. 19 | W | Tampa Bay | Stabler |

| | | | |
|---------|---|--------------|---------|
| Oct. 26 | W | Cincinnati | Stabler |
| Nov. 2 | W | at Denver | Stabler |
| Nov. 10 | W | New England | Stabler |
| Nov. 16 | W | at Chicago | Stabler |
| Nov. 23 | L | at N.Y. Jets | Stabler |
| Nov. 30 | L | Cleveland | Stabler |
| Dec. 4 | W | Pittsburgh | Stabler |
| Dec. 14 | W | at Green Bay | Stabler |
| Dec. 21 | W | Minnesota | Stabler |

Wild Card

| | | | |
|---------|-------|------------|---------|
| Dec. 28 | L (P) | at Oakland | Stabler |
|---------|-------|------------|---------|

Stabler (11-5, 0-1)**1979 (11-5)**

| Date | W-L | Opponent | Starter |
|----------|-----|---------------|-----------|
| Sept. 2 | W | at Washington | Pastorini |
| Sept. 9 | L | at Pittsburgh | Pastorini |
| Sept. 16 | W | Kansas City | Nielsen |
| Sept. 23 | W | at Cincinnati | Pastorini |
| Sept. 30 | W | Cleveland | Pastorini |
| Oct. 7 | L | St. Louis | Pastorini |
| Oct. 14 | W | at Baltimore | Pastorini |
| Oct. 21 | L | at Seattle | Pastorini |
| Oct. 28 | W | N.Y. Jets | Pastorini |
| Nov. 5 | W | at Miami | Pastorini |
| Nov. 11 | W | Oakland | Pastorini |
| Nov. 18 | W | Cincinnati | Pastorini |
| Nov. 22 | W | at Dallas | Pastorini |
| Dec. 2 | L | at Cleveland | Pastorini |
| Dec. 10 | W | Pittsburgh | Pastorini |
| Dec. 16 | L | Philadelphia | Pastorini |

Wild Card

| | | | |
|---------|-------|--------|-----------|
| Dec. 23 | W (P) | Denver | Pastorini |
|---------|-------|--------|-----------|

Divisional

| | | | |
|---------|-------|--------------|---------|
| Dec. 29 | W (P) | at San Diego | Nielsen |
|---------|-------|--------------|---------|

AFC Championship

| | | | |
|--------|-------|---------------|-----------|
| Jan. 6 | L (P) | at Pittsburgh | Pastorini |
|--------|-------|---------------|-----------|

Pastorini (10-5, 1-1), Nielsen (1-0, 1-0)**1978 (10-6)**

| Date | W-L | Opponent | Starter |
|----------|-----|----------------|-----------|
| Sept. 3 | L | at Atlanta | Pastorini |
| Sept. 10 | W | at Kansas City | Pastorini |
| Sept. 17 | W | San Francisco | Pastorini |
| Sept. 24 | L | L.A. Rams | Pastorini |
| Oct. 1 | W | at Cleveland | Pastorini |
| Oct. 8 | L | at Oakland | Pastorini |
| Oct. 15 | W | Buffalo | Pastorini |
| Oct. 23 | W | at Pittsburgh | Pastorini |
| Oct. 29 | L | at Cincinnati | Pastorini |
| Nov. 5 | W | Cleveland | Pastorini |
| Nov. 12 | W | at New England | Pastorini |
| Nov. 20 | W | Miami | Pastorini |
| Nov. 26 | W | Cincinnati | Pastorini |
| Dec. 3 | L | Pittsburgh | Pastorini |
| Dec. 10 | W | at New Orleans | Pastorini |
| Dec. 17 | L | San Diego | Pastorini |

Wild Card

| | | | |
|---------|-------|----------|-----------|
| Dec. 24 | W (P) | at Miami | Pastorini |
|---------|-------|----------|-----------|

Divisional

| | | | |
|---------|-------|----------------|-----------|
| Dec. 31 | W (P) | at New England | Pastorini |
|---------|-------|----------------|-----------|

AFC Championship

| | | | |
|--------|-------|---------------|-----------|
| Jan. 7 | L (P) | at Pittsburgh | Pastorini |
|--------|-------|---------------|-----------|

Pastorini (10-6, 2-1)**1977 (8-6)**

| Date | W-L | Opponent | Starter |
|----------|-----|--------------|-----------|
| Sept. 18 | W | N.Y. Jets | Pastorini |
| Sept. 25 | W | at Green Bay | Pastorini |
| Oct. 2 | L | at Miami | Pastorini |
| Oct. 9 | W | Pittsburgh | Pastorini |
| Oct. 16 | L | Cleveland | Hadl |

| | | | |
|---------|---|---------------|-----------|
| Oct. 23 | L | at Pittsburgh | Pastorini |
| Oct. 30 | L | at Cincinnati | Hadl |
| Nov. 6 | W | Chicago | Pastorini |
| Nov. 13 | L | at Oakland | Pastorini |
| Nov. 20 | W | at Seattle | Pastorini |
| Nov. 27 | W | Kansas City | Pastorini |
| Dec. 4 | L | Denver | Pastorini |
| Dec. 11 | W | at Cleveland | Pastorini |
| Dec. 18 | W | Cincinnati | Pastorini |

Pastorini (8-4), Hadl (0-2)**1976 (5-9)**

| Date | W-L | Opponent | Starter |
|----------|-----|----------------|-----------|
| Sept. 12 | W | Tampa Bay | Pastorini |
| Sept. 19 | W | at Buffalo | Pastorini |
| Sept. 26 | L | Oakland | Pastorini |
| Oct. 3 | W | at New Orleans | Pastorini |
| Oct. 10 | W | Denver | Pastorini |
| Oct. 17 | L | at San Diego | Pastorini |
| Oct. 24 | L | Cincinnati | Pastorini |
| Nov. 1 | L | at Baltimore | Pastorini |
| Nov. 7 | L | Cleveland | Pastorini |
| Nov. 14 | L | at Cincinnati | Hadl |
| Nov. 21 | L | at Pittsburgh | Hadl |
| Nov. 28 | W | Atlanta | Hadl |
| Dec. 5 | L | at Cleveland | Hadl |
| Dec. 11 | L | Pittsburgh | Pastorini |

Pastorini (4-6), Hadl (1-3)**1975 (10-4)**

| Date | W-L | Opponent | Starter |
|----------|-----|------------------|-----------|
| Sept. 21 | W | at New England | Pastorini |
| Sept. 28 | W | San Diego | Pastorini |
| Oct. 5 | L | Cincinnati | Pastorini |
| Oct. 12 | W | at Cleveland | Pastorini |
| Oct. 19 | W | Washington | Pastorini |
| Oct. 26 | W | Detroit | Pastorini |
| Nov. 2 | W | at Kansas City | Pastorini |
| Nov. 9 | L | at Pittsburgh | Pastorini |
| Nov. 16 | W | Miami | Pastorini |
| Nov. 24 | L | Pittsburgh | Pastorini |
| Nov. 30 | L | at Cincinnati | Pastorini |
| Dec. 7 | W | at San Francisco | Pastorini |
| Dec. 14 | W | at Oakland | Pastorini |
| Dec. 21 | W | Cleveland | Pastorini |

Pastorini (10-4)**1974 (7-7)**

| Date | W-L | Opponent | Starter |
|----------|-----|---------------|-----------|
| Sept. 15 | W | San Diego | Dickey |
| Sept. 22 | L | at Cleveland | Dickey |
| Sept. 29 | L | Kansas City | Dickey |
| Oct. 6 | L | Pittsburgh | Dickey |
| Oct. 13 | L | at Minnesota | Pastorini |
| Oct. 20 | L | St. Louis | Pastorini |
| Oct. 27 | W | at Cincinnati | Pastorini |
| Nov. 3 | W | at N.Y. Jets | Pastorini |
| Nov. 10 | W | at Buffalo | Pastorini |
| Nov. 17 | W | Cincinnati | Pastorini |
| Nov. 24 | L | Dallas | Pastorini |
| Dec. 1 | W | at Pittsburgh | Pastorini |
| Dec. 8 | L | at Denver | Pastorini |
| Dec. 15 | W | Cleveland | Pastorini |

Pastorini (6-4), Dickey (1-3)**1973 (1-13)**

| Date | W-L | Opponent | Starter |
|----------|-----|----------------|-----------|
| Sept. 16 | L | at N.Y. Giants | Pastorini |
| Sept. 23 | L | at Cincinnati | Pastorini |
| Sept. 30 | L | Pittsburgh | Pastorini |
| Oct. 7 | L | L.A. Rams | Pastorini |

YEAR-BY-YEAR STARTING QUARTERBACKS

| | | | |
|---------|---|----------------|-----------|
| Oct. 14 | L | Denver | Pastorini |
| Oct. 21 | L | at Cleveland | Pastorini |
| Oct. 28 | L | at Chicago | Pastorini |
| Nov. 4 | W | at Baltimore | Dickey |
| Nov. 11 | L | Cleveland | Dickey |
| Nov. 18 | L | at Kansas City | Dickey |
| Nov. 25 | L | New England | Dickey |
| Dec. 2 | L | Oakland | Pastorini |
| Dec. 9 | L | at Pittsburgh | Pastorini |
| Dec. 16 | L | Cincinnati | Pastorini |

Pastorini (0-10), Dickey (1-3)

1972 (1-13)

| Date | W-L | Opponent | Starter |
|----------|-----|---------------|-----------|
| Sept. 17 | L | at Denver | Pastorini |
| Sept. 24 | L | at Miami | Pastorini |
| Oct. 1 | W | N.Y. Jets | Pastorini |
| Oct. 9 | L | Oakland | Pastorini |
| Oct. 15 | L | at Pittsburgh | Pastorini |
| Oct. 22 | L | Cleveland | Pastorini |
| Oct. 29 | L | at Cincinnati | Pastorini |
| Nov. 5 | L | at Cleveland | Pastorini |
| Nov. 12 | L | Philadelphia | Pastorini |
| Nov. 19 | L | Green Bay | Pastorini |
| Nov. 26 | L | at San Diego | Pastorini |
| Dec. 3 | L | at Atlanta | Nix |
| Dec. 10 | L | Pittsburgh | Pastorini |
| Dec. 17 | L | Cincinnati | Nix |

Pastorini (1-11), Nix (0-2)

1971 (4-9-1)

| Date | W-L | Opponent | Starter |
|----------|-----|----------------|-----------|
| Sept. 19 | L | at Cleveland | Johnson |
| Sept. 26 | L | Kansas City | Johnson |
| Oct. 3 | T | New Orleans | Dickey |
| Oct. 10 | L | at Washington | Johnson |
| Oct. 17 | L | Detroit | Pastorini |
| Oct. 24 | L | at Pittsburgh | Pastorini |
| Oct. 31 | W | Cincinnati | Pastorini |
| Nov. 7 | L | at New England | Pastorini |
| Nov. 14 | L | at Oakland | Dickey |
| Nov. 21 | L | at Cincinnati | Pastorini |
| Nov. 28 | L | Cleveland | Johnson |
| Dec. 5 | W | Pittsburgh | Pastorini |
| Dec. 12 | W | at Buffalo | Pastorini |
| Dec. 19 | W | San Diego | Pastorini |

Johnson (0-4), Pastorini (4-4), Dickey (0-1-1)

1970 (3-10-1)

| Date | W-L | Opponent | Starter |
|----------|-----|----------------|---------|
| Sept. 20 | W | at Pittsburgh | Johnson |
| Sept. 27 | L | Miami | Johnson |
| Oct. 4 | W | at Cincinnati | Johnson |
| Oct. 11 | L | Baltimore | Johnson |
| Oct. 18 | L | Pittsburgh | Johnson |
| Oct. 25 | T | at San Diego | Rhyme |
| Nov. 1 | L | at St. Louis | Rhyme |
| Nov. 8 | L | at Kansas City | Johnson |
| Nov. 15 | L | San Francisco | Johnson |
| Nov. 22 | L | at Cleveland | Johnson |
| Nov. 29 | W | Denver | Johnson |
| Dec. 7 | L | Cleveland | Johnson |
| Dec. 13 | L | Cincinnati | Rhyme |
| Dec. 20 | L | at Dallas | Rhyme |

Johnson (3-7), Rhyme (0-3-1)

1969 (6-6-2)

| Date | W-L | Opponent | Starter |
|----------|-----|------------|----------|
| Sept. 14 | L | at Oakland | Beathard |
| Sept. 21 | W | at Buffalo | Beathard |
| Sept. 28 | W | Miami | Beathard |

| | | | |
|---------|---|----------------|----------|
| Oct. 5 | W | Buffalo | Beathard |
| Oct. 12 | L | at Kansas City | Beathard |
| Oct. 20 | L | at N.Y. Jets | Beathard |
| Oct. 26 | W | Denver | Beathard |
| Nov. 2 | L | at Boston | Beathard |
| Nov. 9 | T | Cincinnati | Trull |
| Nov. 16 | T | at Denver | Trull |
| Nov. 23 | W | at Miami | Beathard |
| Nov. 27 | L | San Diego | Beathard |
| Dec. 6 | L | N.Y. Jets | Trull |
| Dec. 14 | W | Boston | Beathard |

Playoff

| | | | |
|---------|-------|------------|----------|
| Dec. 21 | L (P) | at Oakland | Beathard |
|---------|-------|------------|----------|

Beathard (6-5, 0-1), Trull (0-1-2)

1968 (7-7)

| Date | W-L | Opponent | Starter |
|----------|-----|----------------|----------|
| Sept. 9 | L | Kansas City | Beathard |
| Sept. 14 | W | at Miami | Beathard |
| Sept. 21 | L | at San Diego | Beathard |
| Sept. 29 | L | Oakland | Beathard |
| Oct. 6 | L | Miami | Davis |
| Oct. 13 | W | at Boston | Davis |
| Oct. 20 | L | N.Y. Jets | Davis |
| Oct. 27 | W | at Buffalo | Trull |
| Nov. 3 | W | at Cincinnati | Trull |
| Nov. 10 | L | at N.Y. Jets | Trull |
| Nov. 17 | W | Denver | Beathard |
| Nov. 28 | L | at Kansas City | Beathard |
| Dec. 7 | W | Buffalo | Beathard |
| Dec. 15 | W | Boston | Trull |

Beathard (3-4), Trull (3-1), Davis (1-2)

1967 (9-4-1)

| Date | W-L | Opponent | Starter |
|----------|-----|----------------|----------|
| Sept. 9 | L | Kansas City | Lee |
| Sept. 17 | W | at Buffalo | Lee |
| Sept. 24 | L | at San Diego | Lee |
| Oct. 1 | W | Denver | Davis |
| Oct. 15 | T | at N.Y. Jets | Davis |
| Oct. 22 | W | at Kansas City | Beathard |
| Oct. 29 | W | Buffalo | Beathard |
| Nov. 5 | L | at Boston | Beathard |
| Nov. 12 | W | at Denver | Beathard |
| Nov. 26 | W | Boston | Beathard |
| Dec. 3 | W | Miami | Beathard |
| Dec. 10 | L | Oakland | Beathard |
| Dec. 16 | W | San Diego | Beathard |
| Dec. 23 | W | at Miami | Beathard |

AFL Championship

| | | | |
|---------|-------|------------|----------|
| Dec. 31 | L (P) | at Oakland | Beathard |
|---------|-------|------------|----------|

Beathard (7-2, 0-1), Lee (1-2), Davis (1-0-1)

1966 (3-11)

| Date | W-L | Opponent | Starter |
|----------|-----|----------------|----------|
| Sept. 3 | W | Denver | Blanda |
| Sept. 10 | W | Oakland | Blanda |
| Sept. 18 | L | at N.Y. Jets | Blanda |
| Sept. 25 | L | at Buffalo | Blanda |
| Oct. 2 | L | at Denver | Blanda |
| Oct. 16 | W | N.Y. Jets | Blanda |
| Oct. 23 | L | Miami | Blanda |
| Oct. 30 | L | at Kansas City | Blanda |
| Nov. 6 | L | at Oakland | Trull |
| Nov. 13 | L | at Boston | Trull |
| Nov. 20 | L | Buffalo | Trull |
| Dec. 4 | L | San Diego | Trull |
| Dec. 11 | L | Boston | Humphrey |
| Dec. 18 | L | at Miami | Trull |

Blanda (3-5), Trull (0-5), Humphrey (0-1)

1965 (4-10)

| Date | W-L | Opponent | Starter |
|----------|-----|----------------|---------|
| Sept. 12 | W | N.Y. Jets | Blanda |
| Sept. 19 | W | Boston | Blanda |
| Sept. 26 | L | at Oakland | Blanda |
| Oct. 3 | L | at San Diego | Blanda |
| Oct. 17 | L | at Denver | Blanda |
| Oct. 24 | W | Kansas City | Trull |
| Oct. 31 | W | at Buffalo | Trull |
| Nov. 7 | L | Oakland | Blanda |
| Nov. 14 | L | Denver | Blanda |
| Nov. 21 | L | at N.Y. Jets | Blanda |
| Nov. 28 | L | at Kansas City | Blanda |
| Dec. 5 | L | Buffalo | Blanda |
| Dec. 12 | L | San Diego | Trull |
| Dec. 18 | L | at Boston | Blanda |

Blanda (2-9), Trull (2-1)

1964 (4-10)

| Date | W-L | Opponent | Starter |
|----------|-----|----------------|---------|
| Sept. 12 | L | at San Diego | Blanda |
| Sept. 19 | W | Oakland | Blanda |
| Sept. 27 | W | at Denver | Blanda |
| Oct. 4 | L | at Kansas City | Blanda |
| Oct. 11 | L | Buffalo | Blanda |
| Oct. 17 | L | at N.Y. Jets | Blanda |
| Oct. 25 | L | San Diego | Blanda |
| Nov. 1 | L | at Buffalo | Blanda |
| Nov. 6 | L | at Boston | Blanda |
| Nov. 15 | L | at Oakland | Blanda |
| Nov. 22 | L | Kansas City | Trull |
| Nov. 29 | L | Boston | Blanda |
| Dec. 13 | W | N.Y. Jets | Blanda |
| Dec. 20 | W | Denver | Blanda |

Blanda (4-9), Trull (0-1)

1963 (6-8)

| Date | W-L | Opponent | Starter |
|----------|-----|--------------|---------|
| Sept. 7 | L | Oakland | Blanda |
| Sept. 14 | W | Denver | Blanda |
| Sept. 22 | L | at N.Y. Jets | Blanda |
| Sept. 28 | W | Buffalo | Blanda |
| Oct. 6 | L | Kansas City | Blanda |
| Oct. 13 | W | Denver | Blanda |
| Oct. 20 | W | Buffalo | Blanda |
| Oct. 27 | W | Kansas City | Blanda |
| Nov. 1 | L | at Boston | Blanda |
| Nov. 10 | W | N.Y. Jets | Blanda |
| Dec. 1 | L | at San Diego | Blanda |
| Dec. 8 | L | Boston | Blanda |
| Dec. 15 | L | San Diego | Lee |
| Dec. 22 | L | at Oakland | Blanda |

Blanda (6-7), Lee (0-1)

1962 (11-3)

| Date | W-L | Opponent | Starter |
|----------|-----|----------------|---------|
| Sept. 9 | W | at Buffalo | Blanda |
| Sept. 16 | L | at Boston | Blanda |
| Sept. 23 | W | at San Diego | Blanda |
| Oct. 7 | W | Buffalo | Blanda |
| Oct. 14 | W | N.Y. Titans | Blanda |
| Oct. 21 | L | at Denver | Blanda |
| Oct. 28 | L | Dallas | Blanda |
| Nov. 4 | W | at Dallas | Blanda |
| Nov. 11 | W | at Oakland | Blanda |
| Nov. 18 | W | Boston | Blanda |
| Nov. 25 | W | San Diego | Blanda |
| Dec. 2 | W | Denver | Blanda |
| Dec. 9 | W | Oakland | Blanda |
| Dec. 15 | W | at N.Y. Titans | Blanda |

AFL Championship

YEAR-BY-YEAR STARTING QUARTERBACKS

Dec. 23 L (P) Dallas Blanda

Blanda (11-3, 0-1)

1961 (10-3-1)

| Date | W-L | Opponent | Starter |
|----------|-----|----------------|---------|
| Sept. 9 | W | Oakland | Blanda |
| Sept. 24 | L | at San Diego | Blanda |
| Oct. 1 | L | at Dallas | Blanda |
| Oct. 8 | L | Buffalo | Lee |
| Oct. 13 | T | at Boston | Lee |
| Oct. 22 | W | Dallas | Lee |
| Oct. 29 | W | at Buffalo | Blanda |
| Nov. 5 | W | at Denver | Blanda |
| Nov. 12 | W | Boston | Blanda |
| Nov. 19 | W | N.Y. Titans | Blanda |
| Nov. 26 | W | Denver | Blanda |
| Dec. 3 | W | San Diego | Blanda |
| Dec. 10 | W | at N.Y. Titans | Blanda |
| Dec. 17 | W | at Oakland | Blanda |

AFL Championship

Dec. 24 W (P) at San Diego Blanda

Blanda (9-2, 1-0), Lee (1-1-1)

1960 (10-4)

| Date | W-L | Opponent | Starter |
|----------|-----|------------------|---------|
| Sept. 11 | W | at Oakland | Blanda |
| Sept. 18 | W | L.A. Chargers | Blanda |
| Sept. 25 | L | Oakland | Blanda |
| Oct. 9 | W | N.Y. Titans | Blanda |
| Oct. 16 | W | Dallas | Blanda |
| Oct. 23 | W | at N.Y. Titans | Blanda |
| Oct. 30 | L | at Buffalo | Blanda |
| Nov. 6 | W | at Denver | Blanda |
| Nov. 13 | L | at L.A. Chargers | Blanda |
| Nov. 20 | W | Denver | Lee |
| Nov. 25 | W | at Boston | Lee |
| Dec. 4 | L | at Dallas | Lee |
| Dec. 11 | W | Buffalo | Blanda |
| Dec. 18 | W | Boston | Blanda |

AFL Championship

Jan. 1 W (P) L.A. Chargers Blanda

Blanda (8-3, 1-0), Lee (2-1)

ALL-TIME ALL-PRO SELECTIONS

AFL ALL-PRO

- 1960** George Blanda, QB (Honorable Mention, UPI)
 Billy Cannon, RB (Second Team, UPI, OF)
 Mike Dukes, LB (First Team, UPI)
 Don Floyd, DE (Honorable Mention, UPI)
 Bill Groman, E (First Team, UPI, OF)
 Charlie Hennigan, RB (Honorable Mention, UPI)
 Al Jamison, T (First Team, AP, Second Team OF)
 Mark Johnston, S (First Team, AP, Second Team, UPI, OF)
 Rich Michael, T (First Team, UPI, OF)
 Dennit Morris, LB (Second Team OF, Honorable Mention, UPI)
 Jim Norton, S (Honorable Mention, UPI)
 Hugh Pitts, LB (Honorable Mention, UPI)
 Dave Smith, (First Team, AP, UPI, OF)
 Julian Spence, CB (First Team, UPI)
 Orville Trask, DT (Second Team, UPI, OF)
 Fred Wallner, T (Honorable Mention, UPI)
- 1961** Tony Banfield, CB (First Team, AP, UPI, OF, SN, Second Team, NY)
 George Blanda, QB (First Team, AP, UPI, OF, SN, NY)
 Billy Cannon, HB (First Team, AP, UPI, OF, SN, NY)
 Don Floyd, DE (First Team, OF)
 Bill Groman, E (First Team, AP, SN, Second Team, UPI, NY)
 Charlie Hennigan, E (First Team, AP, UPI, OF, SN, NY)
 Ed Husmann, DT (Second Team, UPI, NY)
 Al Jamison, T (First Team, AP, UPI, OF, SN, NY)
 Mark Johnston, S (First Team, NY)
 Jim Norton, S (Second Team, UPI, NY)
 Bob Schmidt, C (Second Team, OF)
 Bob Talamini, G (Second Team, OF, UPI)
 Charley Tolar, FB (Second Team, UPI, OF)
- 1962** Tony Banfield, CB, (First Team, AP, UPI, OF)
 George Blanda, QB (Second Team, AP, UPI)
 Doug Cline, OLB (Second Team, AP UPI)
 Don Floyd, DE (First Team, AP, UPI, OF)
 Charlie Hennigan, E (First Team, AP, UPI, OF)
 Ed Husmann, DT (First Team AP, UPI)
 Al Jamison, T (First Team, AP, UPI)
 Jim Norton, S (First Team, UPI, Second Team, AP)
 Bob Schmidt, C (Second Team, AP, UPI)
 Bob Talamini, G (First Team UPI, OF)
 Charley Tolar, FB (Second Team, AP, UPI)
- 1963** Tony Banfield, CB (First Team, AP, UPI, OF, PF)

- George Blanda, QB (Second Team, AP, NY)
 Doug Cline, OLB (Second Team, AP, NY, UPI)
 Don Floyd, DE (Second Team, NY)
 Fred Glick, S (First Team, AP, UPI, OF, NEA, NY)
 Charlie Hennigan, E (Second Team, NEA, NY, Honorable Mention, AP)
 Ed Husmann, DT (Second Team, UPI)
 Bobby Jancik, S (Second Team, NY, Honorable Mention, AP, UPI)
 Rich Michael, T (Honorable Mention, UPI)
 Bob Schmidt, C (Second Team, UPI, NEA)
 Bob Talamini, G (First Team, AP, OF, NEA, NY, Second Team, UPI)
 Hogan Wharton, G (Honorable Mention, AP)
- 1964** Sonny Bishop, T (Second Team, UPI)
 Sid Blanks, T (Second Team, UPI)
 Don Floyd, DE (Second Team, UPI)
 Fred Glick, S (First Team, OF, Second Team, NEA)
 Charlie Hennigan, E (First Team, AP, UPI, NEA, OF, NY)
 Pete Jaquess, CB (Second Team, AP)
 Bob Talamini, G (First Team, NEA, OF, Second Team, AP, UPI, NY)
- 1965** Sonny Bishop, G (Second Team, NY)
 Ode Burrell, RB (Second Team, NY)
 Willie Frazier, TE (First Team, AP, UPI, OF, NEA, NY)
 W.K. Hicks, CB (Second Team, AP, UPI, NY)
 Bob Talamini, G (First Team, AP, UPI, OF, NY)
- 1966** Johnny Baker, OLB (Second Team, NEA)
 George Blanda, K (Second Team, NY)
 Walter Suggs, T (Second Team, UPI, NEA)
 Bob Talamini, G (First Team, OF, Second Team, UPI, NEA, NY)
- 1967** Miller Farr, CB (First Team, AP, UPI, NEA, SN, FN, NY, DE)
 Hoyle Granger, RB (Second Team, AP, UPI, NEA)
 Pat Holmes, DE (First Team, AP, UPI, NEA, FN, DE, Second Team, SN, NY)
 Bobby Maples, C (Second Team, AP, UPI, NY)
 Jim Norton, S (First Team, FN, DE, Second Team, AP, UPI, NY)
 Walter Suggs, T (First Team, SN, FN, Second Team, AP, UPI, NEA)
 Bob Talamini, G (First Team, AP, UPI, NEA, SN, FN, DE)
 George Webster, OL (First Team, AP, UPI, NEA, SN, FN, NY, DE)
- 1968** Miller Farr, CB (First Team, PF, AP, UPI, NEA, SN, FN, NY, FW)
 Hoyle Granger, RB (Second Team, FN)
 Ken Houston, S (Second Team, SN, NEA)
 Alvin Reed, TE (First Team, SN, FN, NY, Second Team, AP, UPI)
 Walter Suggs, T (First Team, SN, Second Team, AP, UPI, NEA, FN)
 George Webster, OLB (First Team, PF, WA, AP, UPI, NEA, SN, FN)

NY, FW)
1969 Elvin Bethea, DE (Second Team, UPI)
 Sonny Bishop, G (Second Team, SN, Honorable Mention, UPI)
 Garland Boyette, MLB (Honorable Mention, UPI)
 Miller Farr, CB (First Team, SN, Second Team, AP, UPI, NEA, NY, SI)
 Hoyle Granger, RB (Second Team, SI, Honorable Mention, UPI, PF)
 Ken Houston, S (First Team, NY, SI, Second Team, AP, UPI, SN, FN)
 Alvin Reed, TE (First Team, SN, Second Team, AP, UPI, NEA, NY, SI, PF)
 Tom Regner, G (Honorable Mention, UPI)
 George Webster, OLB (First Team, WA, AP, UPI, NEA, SN, NY, SI, PF, Second Team, HF, NEA)
 Walter Suggs, T (Second Team, AP, UPI, NEA, NY)

NFL ALL-PRO

1970 Ken Houston, S (Second Team, NEA)
1971 Ken Houston, S (First Team, DZ, TP, FW, Second Team, WA, NEA, FN)
1972 Ken Houston, S (Second Team, WA, NEA)
1973 Elvin Bethea, DE (Second Team, NEA)
1975 Elvin Bethea, DE (First Team, FN, CP, Second Team, AP, NEA)
 Robert Brazile, OLB (First Team, DZ)
 Curley Culp, DT (First Team, AP, WA, NEA, NY, FW)
 Billy Johnson, KR (First Team, FW, Second Team, FN)
1976 Robert Brazile, OLB (First Team, WA, FN, NY, Second Team, AP)
1977 Robert Brazile, OLB (First Team, NEA, Second Team, AP)
 Ken Burrough, WR (Second Team, AP, NEA)
 Curley Culp, DT (Second Team, NEA)
 Billy Johnson, KR (First Team, AP, WA, TP, NY, FX, CP, RS, FW)
1978 Elvin Bethea, DE (Second Team, NEA)
 Robert Brazile, OLB (First Team, AP, WA, NEA, CP, FW)
 Earl Campbell, RB (First Team, AP, WA, NEA, CP, DZ, NY, FX, FW)
 Curley Culp, DT (Second Team, AP, NEA)
1979 Elvin Bethea, DE (Second Team, AP)
 Robert Brazile, OLB (First Team, AP, FW, NEA, WA)
 Earl Campbell, RB (First Team, AP, SN, FW, NEA, WA)
 Curly Culp, DT (Second Team, AP)
 Toni Fritsch, PK (First Team, AP, WA, NEA, DZ)
 Leon Gray, T (First Team, AP, WA, NEA, CP, FW)
 Vernon Perry, S (First Team, DZ)
 Mike Reinfeldt, S (First Team, AP, WA, NEA, CP, NY, FX, FW)
1980 Gregg Bingham, ILB (First Team, FX)
 Robert Brazile, OLB (First Team, WA, NEA, SN, CP, FD, FX, FW, Second Team, AP)
 Earl Campbell, RB (First Team, AP, WA, NEA, SN, CP, FD, DZ, NY, FX, FW)
 Leon Gray, T (First Team, AP, WA, SN, FD, FW, Second Team, NEA)
 Bob Young, G (First Team, FD)
1981 Gregg Bingham, ILB (Honorable Mention, DH)
 Robert Brazile, OLB (Second Team, AP, DH)
 Earl Campbell, RB (First Team, CP, Second Team, DH)
 Dave Casper, TE (Honorable Mention, DH)
 Vernon Perry, S (First Team, CP, Honorable Mention, DH)
1982 Earl Campbell, RB (Honorable Mention, DH)
 Dave Casper, TE (Honorable Mention, OA)
1983 Earl Campbell, RB (Honorable Mention, DH)
 Mike Munchak, G (Second Team, NEA)
1984 Mike Munchak, G (Second Team, NEA, DH)
1985 Bo Eason, S (Second Team, NEA)
 Bruce Matthews, T (Honorable Mention, DH)
 Mike Munchak, T (First Team, FD, Second Team, AP, NEA, DH)
1986 Bruce Matthews, T (Third Team, GN)
1987 Keith Bostic, S (First Team, NEA, FD, FI, Second Team, AP, DH)
 Ray Childress, DE (Honorable Mention, DH)
 Ernest Givins, WR (Honorable Mention, DH)
 Warren Moon, QB (Honorable Mention, DH)
 Mike Munchak, G (First Team, AP, WA, NEA, SN, FO, FD, TP, DH)
 Mike Rozier, RB (Honorable Mention, DH)
1988 Patrick Allen, CB (Honorable Mention, AP)
 Keith Bostic, S (Honorable Mention, AP)
 Ray Childress, DE (Second Team, AP, NEA, CP, FD, Honorable

LEGEND

AP - Associated Press
CP - College & Pro Football Newsweekly
DMN - Dallas Morning News
DB - Dick Butkus Football Network
DE - Detroit News
DH - Don Heinrich (Pro Football Scouts)
DP - Diet Pepsi Rookie of the Year
DZ - Paul Zimmerman (N.Y. Post, 1969 -78; Sports Ill., 1979-present)
FD - Football Digest
FI - NFL Films
FN - Football News
FO - Gordon Forbes, USA Today
FW - Pro Football Weekly
FX - Larry Fox, N.Y. Daily News
GN - Gannett News Service
HF - Pro Football Hall of Fame
JT - Joe Theismann
NA - The National
NBC - NBC Sports.com
NEA - Newspaper Enterprise Association
NY - New York Daily News
OA - Bob Oates, L.A. Times
OF - Official AFL Team
PF - Pro Football Digest
PK - Peter King, Sports Illust.
RS - Pamela Robbins Scott
SI - Sports Illustrated
SN - The Sporting News
TP - Topps All-Pro Team
UPI - United Press International
USA - USA Today
WA - Pro Football Writers of America

Mention, DH)
 Jeff Donaldson, S (Second Team, CP, Honorable Mention, AP, DH)
 Drew Hill, WR (First Team, DH, Honorable Mention, AP)
 Bruce Matthews, G (First Team, AP, WA, SN, FD, FO, DZ, DH, FW, Second Team, NEA, CP)
 Warren Moon, QB (Honorable Mention, DH)
 Mike Munchak, G (First Team, WA, NEA, FO, FW, Second Team, AP)
1989 Ray Childress, DE (Second Team, AP, Honorable Mention, DH)
 Bruce Matthews, G (First Team, AP, SN, DZ, FD, FI, FW, Second Team, NEA, CP)
 Greg Montgomery, P (First Team, NEA, Honorable Mention, DH)
 Warren Moon, QB (Honorable Mention, DH)
 Mike Munchak, G (First Team, NEA, FO, Second Team, AP)
 Eugene Seale, ST (First Team, FW)
1990 Ray Childress, DE (First Team, WA, CP, FO, DZ, SN, DH, Second Team, AP, NEA, NA, Honorable Mention, PK)
 Ernest Givins, WR (Second Team, AP, Honorable Mention, DH, PK)
 Drew Hill, WR (Honorable Mention, AP, DH)
 Haywood Jeffires, WR (Second Team, CP, NA, Honorable Mention, DH)
 Richard Johnson, CB (Second Team, CP, Honorable Mention, AP)
 Terry Kinard, S (Honorable Mention, AP)
 Bruce Matthews, G (First Team, AP, WA, NEA, CP, FO, SN, FI, DH, FW, Second Team, PK)
 Bubba McDowell, S (Honorable Mention, AP, DH)

ALL-TIME ALL-PRO SELECTIONS

- Greg Montgomery, P (Honorable Mention, AP, DH)
Warren Moon, QB (First Team, SN, FI, Second Team, AP, DH, Honorable Mention, FD, PK)
Mike Munchak, G (Second Team, AP, DH)
- 1991** Ray Childress, DT (First Team, NEA, CP, FO, FD, FI, DH, Honorable Mention, AP)
Cris Dishman, CB (First Team, AP, FO, FD, FI, DH, FW, Second Team, CP)
William Fuller, DE (Honorable Mention, AP, DH)
Haywood Jeffires, WR (First Team, AP, WA, FD, FI, Second Team, NEA, CP, DH)
Bruce Matthews, C (First Team, NEA, FD, FI, FW, Second Team, AP, CP)
Bubba McDowell, S (Second Team, AP, CP, DH)
Warren Moon, QB (Honorable Mention, AP, DH)
Mike Munchak, G (First Team, AP, WA, FW, CP, FD, Second Team, NEA, Honorable Mention, DH)
Bo Orlando, S (Honorable Mention, AP)
Al Smith, MLB (First Team, WA, FW, Second Team, CP, DH, Honorable Mention, AP)
- 1992** Ray Childress, DT (First Team, AP, WA, NEA, CP, FO, DZ, FI, JT)
Cris Dishman, S (Honorable Mention, AP)
William Fuller, DE (Honorable Mention, AP, JT)
Ernest Givins, WR (Honorable Mention, JT)
Haywood Jeffires, WR (Honorable Mention, AP, JT)
Bruce Matthews, C (First Team, AP, WA, NEA, SN, FD, JT, Second Team, CP)
Bubba McDowell, S (First Team, JT, Honorable Mention, AP)
Greg Montgomery, P (Honorable Mention, AP, JT)
Mike Munchak, G (Second Team, AP, CP, JT)
Al Smith, MLB (First Team, AP, FD, Second Team, NEA, CP, FO, Honorable Mention, JT)
Lorenzo White, RB (Honorable Mention, AP, JT)
- 1993** Ray Childress, DT (First Team, FO, Second Team, AP, CP, FD, Honorable Mention, JT)
Al Del Greco, K (Second Team, FD, Honorable Mention, AP)
Cris Dishman, CB (Honorable Mention, AP, JT)
Sean Jones, DE (Honorable Mention, AP, JT)
Bruce Matthews, C (First Team, WA, SN, CP, FD, FI, Second Team, AP)
Greg Montgomery, P (First Team, AP, WA, SN, CP, FD, FI, Honorable Mention, JT)
Warren Moon, QB (Honorable Mention, AP, JT)
Mike Munchak, G (First Team, FD, FI, Second Team, AP, CP)
Bo Orlando, S (Honorable Mention, AP)
Marcus Robertson, S (First Team, AP, SN, JT, Second Team, CP)
Webster Slaughter, WR (Honorable Mention, AP)
Al Smith, MLB (Honorable Mention, AP)
- 1994** Rich Camarillo, P (Honorable Mention, AP)
Bruce Matthews, C (Honorable Mention, AP)
- 1995** Michael Barrow, MLB (First Team, DZ)
Blaine Bishop, S (First Team, DZ, Second Team, FD, Honorable Mention, AP)
Darryll Lewis, CB (First Team, FD, TJ, Honorable Mention, AP)
Bruce Matthews, G (Second Team, BM, Honorable Mention, AP)
Mark Stepnoski, C (Honorable Mention, AP)
- 1996** Blaine Bishop, S (Honorable Mention, AP)
Al Del Greco, K (Honorable Mention, AP)
Cris Dishman, CB (Honorable Mention, AP)
Mel Gray, KR (Honorable Mention, AP)
Bruce Matthews, G, (First Team, DB, Second Team, AP, FD)
John Henry Mills, ST (Second Team, FI)
Mark Stepnoski, C (Second Team, AP, FD)
- 1997** Blaine Bishop, S (Honorable Mention, AP)
Brad Hopkins, T (First Team, DZ, Honorable Mention, AP)
Bruce Matthews, G (Honorable Mention, AP)
Marcus Robertson, S (First Team, DZ, Honorable Mention, AP)
- 1998** Craig Hentrich, P (First Team, AP, WA, CP, SN, FD, USA)
Bruce Matthews, G (First Team, AP, WA, SN, USA, Second Team, FD)
Frank Wycheck, TE (First Team, DZ, Second Team, CP, FD)
- 1999** Eddie George, RB (Second Team, AP, CP, FD)
Jevon Kearse, DE (First Team, AP, DZ, CP, SN, FD, FW, WA)
Bruce Matthews, G (First Team, AP, FD, FW, WA)
Jon Runyan, T (Second Team, AP, FD)
- 2000** Blaine Bishop, S (First Team, FD, Second Team, AP)
Keith Bulluck, ST (Second Team, FD)
Eddie George, RB (First Team, AP, CP, FD, FW, WA)
Jevon Kearse, DE (First Team, FO)
Derrick Mason, KR (First Team, AP, CP, DZ, FO, FW, SN, WA, Second Team, FD)
Bruce Matthews, G (First Team, AP, FW, SN, FD, WA)
Samari Rolle, CB (First Team, AP, CP, FD, FW, SN, WA)
- 2001** Frank Wycheck, TE (Second Team, AP)
- 2002** Keith Bulluck, LB (Second Team, AP)
- 2003** Keith Bulluck, LB (First Team, AP, DZ, FW, WA, PK)
Steve McNair, QB (Second Team, AP, FD, First Team, DZ)
Craig Hentrich, P (First Team, PD)
- 2004** Keith Bulluck, LB (First Team, DZ)
- 2007** Albert Haynesworth, DT (First Team, AP, DZ, FW, WA)
Rob Bironas, K (First Team, AP, SN, SI)
- 2008** Albert Haynesworth, DT (First Team, AP, SN, SI, NBC, DMN)
Cortland Finnegan, CB (First Team, AP, SN, SI, NBC, DMN)
Kevin Mawae, C (First Team, AP, NBC)
Michael Roos, OT (First Team, AP, SN, SI, DMN)
David Stewart, OT (Second Team, AP)
- 2009** Tony Brown, DT (SI)
Chris Johnson, RB (First Team, AP, SN, SI, FW/WA)
Michael Roos, OT (First Team, DMN, Second Team, AP)
- 2010** Michael Griffin, S (Second Team, AP)
- 2011** Michael Roos, OT (First Team, SN)
- 2013** Jurrell Casey, DT (Second Team, AP)
Alterraun Verner, CB (First Team, SI, Second Team, AP)
- 2016** Jack Conklin, T (First Team, AP)
- 2017** Kevin Byard, S (First Team, AP, WA)
Brett Kern, P (First Team, SN, Second Team, AP)
Taylor Lewan, T (First Team, SN)
- 2018** Kevin Byard, S (Second Team, WA)
- 2019** Derrick Henry, RB (First Team, WA, Second Team, AP)
Derrick Henry, Flex (Second Team, AP)
Brett Kern, P (First Team, AP, WA, SN)
- 2020** Derrick Henry, RB (First Team, AP, WA, SN)
- 2021** Kevin Byard, S (First Team, AP, WA, SN)
Jeffery Simmons, DT (Second Team, AP)
- 2022** Derrick Henry, RB (First Team, SN)
Jeffery Simmons, DT (First Team, SN, Second Team, AP)
Ryan Stonehouse (First Team, SN, Second Team, AP)

ALL-AFC

- 1970** Elvin Bethea, DE (Honorable Mention, UPI)
Glen Ray Hines, T (Honorable Mention, UPI)
Ken Houston, S (First Team, FW, Second Team, UPI)
Jerry LeVias, WR (Honorable Mention, UPI)
Zeke Moore, CB (Honorable Mention, UPI)
Ron Pritchard, OLB (Second Team, UPI)
Alvin Reed, TE (First Team, UPI, FW)
Walter Suggs, T (Honorable Mention, UPI)
- 1971** Elvin Bethea, DE (First Team, FW, Second Team, UPI)
Ken Houston, S (First Team, UPI, SN, FW)
Ron Pritchard, OLB (Second Team, UPI)
- 1972** Elvin Bethea, DE (First Team, SN, Second Team, UPI)
Ken Houston, S (Second Team, UPI)
Guy Murdock, C (All-Rookie)
Mike Tilleman, DT (Honorable Mention, UPI)
- 1973** Gregg Bingham, LB (All-Rookie)
Elvin Bethea, DE (Second Team, UPI)
John Matuszak, DT (All-Rookie)
- 1974** Elvin Bethea, DE (First Team, FW, TP, Second Team, UPI)
Gregg Bingham, MLB (Honorable Mention, UPI)
Ken Burrough, WR (Honorable Mention, UPI)
- 1975** Elvin Bethea, DE (First Team, NY)
Robert Brazile, OLB (Second Team, UPI, All-Rookie)
Curley Culp, DT (First Team, AP, UPI, SN, FW, NY, TP)

ALL-TIME ALL-PRO SELECTIONS

- Billy Johnson, KR (First Team, FW, TP)
- 1976** Elvin Bethea, DE (Honorable Mention, UPI)
Robert Brazile, OLB (First Team, UPI, SN, FW, NY, TP, PB)
Curley Culp, DT (First Team, SN, FW, TP, PB, Second Team, UPI)
- 1977** Elvin Bethea, DE (Honorable Mention, UPI)
Robert Brazile, OLB (Second Team, UPI)
Ken Burrough, WR (Second Team, UPI)
Rob Carpenter, RB (All-Rookie)
Curley Culp, DT (First Team, FW, Honorable Mention, UPI)
Bill Currier, DB (All-Rookie)
Billy Johnson, KR (First Team, FW, NY)
George Reihner, G (All-Rookie)
- 1978** Elvin Bethea, DE (First Team, UPI, FW, NY, FX)
Robert Brazile, OLB (First Team, UPI, SN, FW, FX, TP)
Earl Campbell, RB (First Team, UPI, SN, FW, NY, FX, TP, All-Rookie)
Curley Culp, DT (Second Team, UPI)
Greg Sampson, T (Second Team, UPI)
- 1979** Jesse Baker, DE (All-Rookie)
Robert Brazile, OLB (First, UPI, SN, FW)
Earl Campbell, RB (First Team, UPI, SN, FW, NY, FX, TP)
Curley Culp, DT (Second Team, UPI)
Toni Fritsch, PK (First Team, UPI, SN, FW, NY, FX, TP)
Leon Gray, T (First Team, UPI, SN, FW)
Carl Mauck, C (Second Team, UPI)
Vernon Perry, S (All-Rookie)
Mike Reinfeldt, S (First Team, UPI, SN, FW, NY, FX, TP)
- 1980** Gregg Bingham, ILB (First Team, FX)
Robert Brazile, OLB (First Team, UPI, FW, NY, FX, TP, PB)
Earl Campbell, RB (First Team, UPI, FW, NY, FX, TP, PB)
Leon Gray, T (First Team, UPI, FW, TP)
Carl Mauck, C (First Team, FX, Honorable Mention, UPI)
Vernon Perry, S (Second Team, UPI)
Mike Reinfeldt, S (Second Team, UPI)
Carl Roaches, KR (All-Rookie)
Greg Stemrick, CB (Second Team, UPI)
- 1981** Robert Brazile, OLB (First Team, TP, Second Team, UPI)
Earl Campbell, RB (First Team, FX, NY, Second Team, UPI)
Leon Gray, T (Second Team, UPI)
Vernon Perry, S (First Team, FX)
Carl Roaches, KR (First Team, FW, TP)
- 1982** Robert Brazile, OLB (First Team, UPI)
- 1983** Steve Brown, CB (All-Rookie)
Bruce Matthews, T (All-Rookie)
Harvey Salem, T (All-Rookie)
Tim Smith, WR (First Team, FW)
Brian Sochia, DT (All-Rookie)
- 1984** Warren Moon (All-Rookie)
Mike Munchak, G (First Team, FW, Second Team, UPI)
Dean Steinkuhler, T (All-Rookie)
- 1985** Ray Childress, DE (All-Rookie, WA)
Mike Munchak, G (First Team, FN, Second Team, FN, UPI)
- 1986** Ray Childress, DE (First Team, FN)
Ernest Givins, WR (All-Rookie, FW, WA)
- 1987** Keith Bostic, S (First Team, UPI, FW)
Mike Munchak, G (First Team, UPI, FW, FN)
Mike Rozier, RB (Second Team, UPI)
- 1988** Ray Childress, DE (First Team, UPI, FW)
Drew Hill, WR (Second Team, UPI)
Bruce Matthews, G (First Team, UPI, FW, FN)
Warren Moon, QB (Second Team, UPI)
Mike Munchak, G (First Team, FW, Second Team, UPI)
Eugene Seale, ST (First Team, FW)
- 1989** Ray Childress, DE (Second Team, UPI)
John Grimsley, ILB (Second Team, UPI)
Bruce Matthews, G (First Team, UPI, FW, FN)
Bubba McDowell, CB (All-Rookie, FW, WA)
Greg Montgomery, P (First Team, UPI, FN)
Warren Moon, QB (First Team, UPI, FN)
Mike Munchak, G (First Team, UPI, FW)
Tony Zendejas, K (Second Team, UPI)
- 1990** Ray Childress, DT (First Team, FN, Second Team, UPI)
- Ernest Givins, WR (First Team, UPI)
Drew Hill, WR (First Team, FN, Second Team, UPI)
Bruce Matthews, G (First Team, UPI, FW, FN)
Warren Moon, QB (First Team, UPI, FW, FN)
Mike Munchak, G (First Team, FN, Second Team, UPI)
- 1991** Ray Childress, DT (First Team, UPI, FW)
Cris Dishman, CB (First Team, UPI, FW, FN)
John Flannery, G/C (All-Rookie, FW, WA)
William Fuller, DE (First Team, UPI, FW, FN)
Haywood Jeffires, WR (First Team, UPI, FW, FN)
Bruce Matthews, C (First Team, FW)
Mike Munchak, G (First Team, UPI, FW, FN)
Al Smith, (First Team, UPI, FW, FN)
- 1992** Ray Childress, DT (First Team, FW)
Haywood Jeffires, WR (First Team, UPI, FW, FN)
Bruce Matthews, C (First Team, UPI, FW, FN)
Greg Montgomery, P (First Team, UPI)
Mike Munchak, G (First Team, UPI, FW, FN)
Eddie Robinson, LB (All-Rookie, FW, WA)
Al Smith, MLB (First Team, FW, FN)
- 1993** Ray Childress, DT (First Team, UPI, FW, FN)
Brad Hopkins, T (All-Rookie, FW, WA)
Bruce Matthews, C (First Team, UPI, FW, FN)
Greg Montgomery, P (First Team, UPI, FW, FN)
Mike Munchak, G (First Team, UPI, FW, FN)
- 1995** Blaine Bishop, S (First Team, UPI, FW, FN)
Darryll Lewis, CB (First Team, FN, Second Team, UPI)
Bruce Matthews, G (First Team, UPI, FW, FN)
Marcus Robertson, S (First Team, UPI, FW, FN)
Chris Sanders, WR (All-Rookie, FW, WA)
Gary Walker, DT (All-Rookie, FW, WA)
- 1996** Blaine Bishop, S (Second Team, UPI)
Al Del Greco, K (Second Team, UPI)
Eddie George, RB (Second Team, UPI, All-Rookie, FW, WA)
Bruce Matthews, G (First Team, UPI, FW, FN)
John Henry Mills, ST (First Team, FW)
Mark Stepnoski, C (Second Team, UPI)
- 1997** Kenny Holmes, DE (All-Rookie, FW, WA)
Bruce Matthews, G (First Team, FW, FN)
- 1998** Craig Hentrich, P (First Team, FW, FN)
Kevin Long, C (All-Rookie, FW, WA)
Bruce Matthews, G (First Team, FW, FN)
- 1999** Eddie George, RB (First Team, FW)
Jevon Kearse, DE (First Team, FW, FN, All-Rookie, FW, WA)
Bruce Matthews, G (First Team, FW, FN)
John Thornton, DT (All-Rookie, FW, WA)
- 2000** Blaine Bishop, S (First Team, FN)
Eddie George, RB (First Team, FN, FW)
Brad Hopkins, T (First Team, FW)
Derrick Mason, KR (First Team, FN, FW), PR (First Team, FW)
Bruce Matthews, G (First Team, FN, FW)
Samar Rolle, CB (First Team, FW, FN)
- 2002** Jeff Fisher (Coach of the Year, FD)
Steve McNair, QB (First Team, SI) (3rd in MVP voting, AP)
Carlos Hall, DE (All-Rookie, FW, WA)
Keith Bulluck, LB (First Team, FW, FD) (Second Team All-Pro, AP)
Lance Schulters, S (First Team, FW)
Kevin Carter, DE (Second Team, FD)
- 2003** Keith Bulluck, LB (First Team, FW)
Craig Hentrich, P (First Team, FW)
- 2004** Jacob Bell, G (All-Rookie, FW, WA)
- 2005** Pacman Jones, CB/PR/KR (All-Rookie, CP, FW, WA)
- 2006** Vince Young, QB (All-Rookie, PF, WA)
- 2007** Kevin Mawae, C (First Team, PK)
- 2008** Cortland Finnegan, CB (First Team, WA)
Chris Johnson, RB (First Team, WA, All-Rookie, FW, WA, SN)
Kevin Mawae, C (First Team, WA)
- 2009** Chris Johnson, RB (First Team, WA)
- 2010** Marc Mariani, PR/KR (All-Rookie, FW, WA, SN)
- 2013** Jurrell Casey, DT (First Team, WA)
- 2016** DeMarco Murray, RB (First Team, WA)
- 2017** Kevin Byard, S (First Team, WA)

ALL-TIME ALL-PRO SELECTIONS

- Brett Kern, P (First Team, WA)
2018 Derrick Henry, RB (First Team, WA)
 Brett Kern, P (First Team, WA)
 Taylor Lewan, T (First Team, WA)
2019 Derrick Henry, RB (First Team, WA)
 Brett Kern, P (First Team, WA)
2020 Derrick Henry, RB (First Team, WA)
2021 Kevin Byard, S (First Team, WA)

ALL-TIME HONORS

(Number of individual Pro Bowls selected in parenthesis)

AFL ALL-STARS

- 1961** Tony Banfield, CB (1)
 George Blanda, QB (1)
 Billy Cannon, HB (1)
 Don Floyd, DE (1)
 Charlie Hennigan, E (1)
 Ed Husmann, DT (1)
 Al Jamison, T (1)
 Mark Johnston, S (1)
 Bob McLeod, E (1)
 Dennit Morris, LB (1)
 Bob Schmidt, C (1)
 Charley Tolar, FB (1)
1962 Tony Banfield, CB (2)
 George Blanda, QB (2)
 Willard Dewveall, E (1)
 Don Floyd, DE (2)
 Fred Glick, S (1)
 Charlie Hennigan, E (2)
 Ed Husmann, DT (2)
 Al Jamison, T (2)
 Rich Michael, T (1)
 Jim Norton, S (1)
 Bob Schmidt, C (2)
 Bob Talamini, G (1)
 Charley Tolar, FB (2)
1963 Tony Banfield, CB (3)
 George Blanda, QB (3)
 Fred Glick, S (2)
 Charlie Hennigan, E (3)
 Ed Husmann, DT (3)
 Rich Michael, T (2)
 Jim Norton, S (2)
 Bob Schmidt, C (3)
 Bob Talamini, G (2)
1964 Sid Blanks, RB (1)
 Don Floyd, DE (3)
 Fred Glick, S (3)
 Charlie Hennigan, E (4)
 Pete Jaquess, CB (1)
 Bob Talamini, G (3)
1965 Ode Burrell, RB (2)
 Willie Frazier, TE (1)
 Charlie Hennigan, E (5)
 Bob Talamini, G (4)
1966 Charles Frazier, E (1)
 W.K. Hicks, CB (1)
 Bob Talamini, G (5)
1967 Woody Campbell, RB (1)
 Miller Farr, CB (1)
 Hoyle Granger, RB (1)
 Pat Holmes, DE (1)
 Jim Norton, S (3)
 Walter Suggs, T (1)
 Bob Talamini, G (6)

- 1968** George Webster, LB (1)
 Sonny Bishop, G (1)
 Garland Boyette, MLB (1)
 Miller Farr, CB (2)
 Hoyle Granger, RB (2)
 Glen Ray Hines, T (1)
 Pat Holmes, DE (2)
 Bobby Maples, C (1)
 Alvin Reed, TE (1)
 Walter Suggs, T (2)
 George Webster, LB (2)
1969 Jim Beirne, WR (1)
 Elvin Bethea, DE (1)
 Garland Boyette, MLB (2)
 Miller Farr, CB (3)
 Glen Ray Hines, T (2)
 Ken Houston, S (2)
 Jerry LeVias, WR (1)
 Zeke Moore, CB (1)
 Alvin Reed, TE (2)
 George Webster, LB (3)

AFC PRO BOWL

- 1970** Ken Houston, S (3)
 Zeke Moore, CB (2)
1971 Elvin Bethea, DE (2)
 Ken Houston, S (4)
1972 Elvin Bethea, DE (3)
 Ken Houston, S (5)
1973 Elvin Bethea, DE (4)
1974 Elvin Bethea, DE (5)
1975 Elvin Bethea, DE (6)
 Ken Burrough, WR (1)
 Curley Culp, DT (1)
 Billy Johnson, RB (1)
 Dan Pastorini, QB (1)
1976 Robert Brazile, OLB (1)
 Curley Culp, DT (2)
1977 Robert Brazile, OLB (2)
 Ken Burrough, WR (2)
 Curley Culp, DT (3)
 Billy Johnson, KR (2)
1978 Elvin Bethea, DE (7)
 Robert Brazile, OLB (3)
 Earl Campbell, RB (1)
 Curley Culp, DT (4)
1979 Elvin Bethea, DE (8)
 Robert Brazile, OLB (4)
 Earl Campbell, RB (2)
 Toni Fritsch, K (1)
 Leon Gray, T (1)
 Mike Reinfeldt, S (1)
1980 Robert Brazile, OLB (5)
 Dave Casper, TE (1)
 Earl Campbell, RB (3)
 Greg Stenrick, CB (1)
1981 Robert Brazile, OLB (6)
 Earl Campbell, RB (4)
 Leon Gray, T (2)
 Carl Roaches, KR (1)
1982 Robert Brazile, OLB (7)
1983 Earl Campbell, RB (5)
1984 Mike Munchak, G (1)
1985 Mike Munchak, G (2)
1987 Keith Bostic, S (1)
 Mike Munchak, G (3)
 Mike Rozier, RB (1)
1988 Keith Bostic, S (2)
 Ray Childress, DE (1)
 John Grimsley, ILB (1)
 Drew Hill, WR (1)
 Bruce Matthews, G (1)
 Warren Moon, QB (1)
 Mike Munchak, G (4)
 Mike Rozier, RB (2)
1989 Bruce Matthews, G (2)
 Warren Moon, QB (2)
 Mike Munchak, G (5)
1990 Ray Childress, DT (2)
 Ernest Givins, WR (1)
 Drew Hill, WR (2)
 Bruce Matthews, G (3)
 Warren Moon, QB (3)
 Mike Munchak, G (6)
1991 Ray Childress, DT (3)
 Cris Dishman, CB (1)
 William Fuller, DE (1)
 Haywood Jeffires, WR (1)
 Bruce Matthews, C (4)
 Warren Moon, QB (4)
 Mike Munchak, G (7)
 Al Smith, MLB (1)
1992 Ray Childress, DT (4)
 Curtis Duncan, WR (1)
 Ernest Givins, WR (2)
 Haywood Jeffires, WR (2)
 Bruce Matthews, C (5)
 Warren Moon, QB (5)
 Mike Munchak, G (8)
 Al Smith, MLB (2)
 Lorenzo White, RB (1)
 Ray Childress, DT (5)
 Haywood Jeffires, WR (3)
 Sean Jones, DE (1)
 Bruce Matthews, C (6)
 Greg Montgomery, P (1)
 Warren Moon, QB (6)
 Mike Munchak, G (9)
 Webster Slaughter, WR (2,1)
1994 Bruce Matthews, C (7)
1995 Blaine Bishop, S (1)
 Darryll Lewis, CB (1)
 Bruce Matthews, C (8)
 Mark Stepanoski, C (4, 1)
1996 Blaine Bishop, S (2)
 Bruce Matthews, G (9)
 John Henry Mills, ST (1)

ALL-TIME HONORS

1997 Mark Stepnoski, C (5, 2)
Blaine Bishop, S (3)
Eddie George, RB (1)
Bruce Matthews, G (10)

1998 Eddie George, RB (2)
Craig Hentrich, P (1)
Bruce Matthews, G (11)
Frank Wycheck, TE (1)

1999 Eddie George, RB (3)
Jevon Kearse, DE (1)
Frank Wycheck, TE (2)
Bruce Matthews, G (12)

2000 Blaine Bishop, S (4)
Eddie George, RB (4)
Brad Hopkins, T (1)
Jevon Kearse, DE (2)
Derrick Mason, KR (1)
Bruce Matthews, G (13)
Steve McNair, QB (1)
Samar Rolle, CB (1)
Frank Wycheck, TE (3)

2001 Bruce Matthews, G (14)
Jevon Kearse, DE (3)

2002 Kevin Carter, DE (2, 1)

2003 Steve McNair, QB (2)
Keith Bulluck, LB (1)
Brad Hopkins, OT (2)
Craig Hentrich, P (2)
Derrick Mason, WR (2)

2005 Steve McNair, QB (3)
Kyle Vanden Bosch, DE (1)

2006 Vince Young, QB (1)

2007 Rob Bironas, K (1)
Albert Haynesworth, DT (1)
Kyle Vanden Bosch, DE (2)

2008 Cortland Finnegan, CB (1)
Albert Haynesworth, DT (2)
Kevin Mawae, C (7, 1)
Chris Hope, S (1)
Chris Johnson, RB (1)
Michael Roos, OT (1)
Kerry Collins, QB (2, 1)
Michael Griffin, S (1)

2009 Chris Johnson, RB (2)
Kevin Mawae, C (8, 2)
Kyle Vanden Bosch, DE (3)
Vince Young, QB (2)

2010 Jason Babin, DE (1)
Michael Griffin, S (2)
Chris Johnson, RB (3)
Marc Mariani, KR/PR (1)

2013 Alterraun Verner, CB (1)

2015 Jurrell Casey, DT (1)
Delanie Walker, TE (1)

2016 DT Jurrell Casey (2)
T Taylor Lewan (1)
RB DeMarco Murray (3, 1)
OLB Brian Orakpo (4, 1)
TE Delanie Walker (2)

2017 S Kevin Byard (1)
DT Jurrell Casey (3)
P Brett Kern (1)
T Taylor Lewan (2)
ST Brynden Trawick (1)
TE Delanie Walker (3)

2018 DT Jurrell Casey (4)
P Brett Kern (2)
T Taylor Lewan (3)

2019 DT Jurrell Casey (5)
RB Derrick Henry (1)
P Brett Kern (3)
QB Ryan Tannehill (1)

2020 WR A.J. Brown (1)
RB Derrick Henry (2)

2021 S Kevin Byard (2)
OLB Harold Landry III (1)
G Rodger Saffold III (1)
DT Jeffery Simmons (1)

2022 RB Derrick Henry (3)
C Ben Jones (1)
DT Jeffery Simmons (2)
LS Morgan Cox (4, 1)

ASSOCIATED PRESS NFL MVP

1979 Earl Campbell, RB
2003 Steve McNair, QB

ASSOCIATED PRESS COMEBACK PLAYER OF THE YEAR

2019 Ryan Tannehill, QB

ASSOCIATED PRESS COACH OF THE YEAR

2021 Mike Vrabel

PRO FOOTBALL WRITERS ASSOCIATION COACH OF THE YEAR

2021 Mike Vrabel

BERT BELL TROPHY

(NFL Most Valuable Player presented by Philadelphia Maxwell Club)

1979 Earl Campbell, RB

BERT BELL ROOKIE OF YEAR

(NFL Rookie Most Valuable Player presented by Philadelphia Maxwell Club)

1996 Eddie George, RB

AFL PLAYER OF YEAR

1961 George Blanda, QB (UPI, SN)
1967 George Blanda, QB (SN)

AFL DEFENSIVE ROOKIE OF YEAR

1967 George Webster, LB (SN)

NFL PLAYER OF THE YEAR

1978 Earl Campbell, RB (NEA, WA, FD, NY)
1979 Earl Campbell, RB (NEA, WA)
1980 Earl Campbell, RB (NEA, NY, CP)
2003 Steve McNair, QB (DZ)

NFL OFFENSIVE PLAYER OF YEAR

1978 Earl Campbell, RB (AP)
1979 Earl Campbell, RB (AP, FW)
1980 Earl Campbell, RB (AP)
1990 Warren Moon, QB (AP)
2009 Chris Johnson, RB (AP)
2020 Derrick Henry, RB (AP)

NFL DEFENSIVE PLAYER OF YEAR

1975 Curley Culp, DT (NEA)
1979 Jesse Baker, DT (FW)

NFL ROOKIE OF YEAR

1978 Earl Campbell, RB (AP)
1979 Jesse Baker, DT (FW)
1996 Eddie George, RB (SN, FW, SI)
2006 Vince Young, QB (SI, DP)

NFL OFFENSIVE ROOKIE OF YEAR

1978 Earl Campbell, RB (FW)
1996 Eddie George, RB (AP, FW, FD, CP)
2006 Vince Young, QB (AP, PF, WA)

NFL DEFENSIVE ROOKIE OF YEAR

1975 Robert Brazile, LB (AP)
1979 Jesse Baker, DT (FW)
1999 Jevon Kearse, DE (AP, FN, FW, CP, FD)

AFC PLAYER OF YEAR

1978 Earl Campbell, RB (SN, NY)
2000 Eddie George, RB (FN)

AFC OFFENSIVE PLAYER OF YEAR

1978 Earl Campbell, RB (UPI, KC)
1990 Warren Moon, QB (UPI)

AFC DEFENSIVE PLAYER OF YEAR

1975 Robert Brazile, LB (SN)
1979 Jesse Baker, DT (FW)
Mike Reinfeldt, S (KC)

DIET PEPSI ROOKIE OF YEAR

2006 Vince Young, QB

ED BLOCK COURAGE AWARD

(nominee from each NFL team for courage in battling injuries)

1984 Bob Hamm
1985 Pat Howell
1986 Dean Steinkuhler
1987 Kent Hill
1988 Alonzo Highsmith
1989 Doug Smith
1990 Mike Munchak
1991 Bubba McDowell
1992 Warren Moon
1993 Curtis Duncan
1994 Marcus Robertson
1995 Barron Wortham
1996 Blaine Bishop
1997 Bruce Matthews
1998 Steve Jackson
1999 Steve McNair
2000 Kenny Holmes
2001 Kevin Dyson
2002 Eddie George
2003 Kevin Carter
2004 Keith Bulluck
2005 Tank Williams
2006 Brandon Jones
2007 David Thornton
2008 Chris Hope
2009 Kevin Mawae
2010 Will Witherspoon
2011 Derrick Morgan
2012 Kenny Britt
2013 David Stewart
2014 Michael Griffin
2015 Craig Stevens
2016 Jason McCourty
2017 Karl Klug
2018 Jack Conklin
2019 Jonnu Smith
2020 Jeffery Simmons
2021 Nick Westbrook-Ikhine
2022 Robert Woods

ALL-TIME HONORS

TITANS MAN OF THE YEAR

(nominee from each NFL team for Walter Payton NFL Man of the Year)

| | |
|------|-------------------|
| 1996 | Marcus Robertson |
| 1997 | Al Del Greco |
| 1998 | Al Del Greco |
| 1999 | Chris Sanders |
| 2000 | Kenny Holmes |
| 2001 | Jason Fisk |
| 2002 | Kevin Carter |
| 2003 | Kevin Carter |
| 2004 | Kevin Carter |
| 2005 | Steve McNair |
| 2006 | Keith Bulluck |
| 2007 | Keith Bulluck |
| 2008 | David Thornton |
| 2009 | Kyle Vanden Bosch |
| 2010 | Cortland Finnegan |
| 2011 | Cortland Finnegan |
| 2012 | Jared Cook |
| 2013 | Delanie Walker |
| 2014 | Jason McCourty |
| 2015 | Delanie Walker |
| 2016 | Jurrell Casey |
| 2017 | Wesley Woodyard |
| 2018 | Jurrell Casey |
| 2019 | Ben Jones |
| 2020 | Kevin Byard |
| 2021 | Derrick Henry |
| 2022 | Derrick Henry |

NFL PLAYER OF WEEK

| | |
|------|--|
| 1984 | Larry Moriarty, RB, Week 11 (AFC Offensive) |
| 1985 | Steve Brown, CB, Week 1 (AFC Defensive) Bo Eason, S, Week 12 (AFC Defensive) |
| 1987 | Eugene Seale, LB, Week 4 (AFC Defensive) |
| 1988 | Ray Childress, DT, Week 1 (AFC Defensive) Allen Pinkett, RB, Week 4 (AFC Offensive) Drew Hill, WR, Week 9 (AFC Offensive) |
| 1989 | Warren Moon, QB, Week 6 (AFC Offensive) |
| 1990 | Warren Moon, QB, Week 6 (AFC Offensive) Johnny Meads, LB, Week 7 (AFC Defensive) Warren Moon, QB, Week 11 (AFC Offensive) Lorenzo White, RB, Week 12 (AFC Offensive) Warren Moon, QB, Week 15 (AFC Offensive) Cody Carlson, QB, Week 17 (AFC Offensive) |
| 1991 | Lamar Lathon, LB, Week 2 (AFC Defensive) Ernest Givins, WR, Week 6 (AFC Offensive) Haywood Jeffires, WR, Week 7 (AFC Offensive) Warren Moon, QB, Week 12 (AFC Offensive) Ray Childress, DT, Week 15 (AFC Defensive) William Fuller, DE, Week 16 (AFC Defensive) |

| | |
|------|--|
| 1992 | Cody Carlson, QB, Week 13 (AFC Offensive) Lorenzo White, RB, Week 16 (AFC Offensive) Ray Childress, DT, Week 17 (AFC Defensive) |
| 1993 | Marcus Robertson, S, Week 2 (AFC Defensive) Greg Montgomery, P, Week 7 (AFC Special Teams) Warren Moon, QB, Week 8 (AFC Offensive) Gary Brown, RB, Week 11 (AFC Offensive) Marcus Robertson, S, Week 12 (AFC Defensive) William Fuller, DE, Week 13 (AFC Defensive) Steve Jackson, CB, Week 14 (AFC Defensive) Gary Brown, RB, Week 16 (AFC Offensive) Blaine Bishop, S, Week 17 (AFC Defensive) Ray Childress, DT, Week 18 (AFC Defensive) |
| 1995 | Chris Chandler, QB, Week 4 (AFC Offensive) John Henry Mills, LB, Week 4 (AFC Special Teams) Cris Dishman, CB, Week 9 (AFC Defensive) |
| 1996 | Eddie George, RB, Week 2 (AFC Offensive) Mel Gray, KR, Week 6 (AFC Defensive) |
| 1997 | Eddie George, RB, Week 1 (AFC Offensive) M. Robertson, FS, Week 14 (AFC Defensive) |
| 1998 | Blaine Bishop, SS, Week 6 (AFC Defensive) Mike Archie, RB, Week 7 (AFC Special Teams) Eddie George, RB, Week 10 (AFC Offensive) Craig Hentrich, P, Week 10 (AFC Special Teams) |
| 1999 | Al Del Greco, K, Divisional (AFC Special Teams) Steve McNair, QB, Week 8, 16, AFC Champ. (AFC Offensive) Derrick Mason, WR/KR, Week 12, AFC Champ. (AFC Special Teams) Eddie Robinson, LB, Week 14 (AFC Defensive) Kevin Dyson, Frank Wycheck, Wild Card (AFC Special Teams) |
| 2000 | Derrick Mason, KR/PR, Week 4 (AFC Special Teams) Randall Godfrey, LB, Week 8, 17 (AFC Defensive) Samari Rolle, CB, Week 9 (AFC Defensive) Al Del Greco, K, Week 14 (AFC Special Teams) Eddie Robinson, LB, Week 14 (AFC Defensive) Eddie George, RB, Week 16 |

| | |
|-----------------|--|
| (AFC Offensive) | |
| 2001 | Joe Nedney, K, Week 5 (AFC Special Teams) Joe Nedney, K, Week 6 (AFC Special Teams) Steve McNair, QB, Week 8 (AFC Offensive) Derrick Mason, WR, Week 10 (AFC Special Teams) Steve McNair, QB, Week 12 (AFC Offensive) |
| 2002 | Carlos Hall, DE, Week 1 (AFC Defensive) Steve McNair, QB, Week 9 (AFC Offensive) Frank Wycheck, TE, Divisional (NFL Offensive) |
| 2003 | Craig Hentrich, P, Week 1 (AFC Special Teams) Rocky Boiman, LB, Week 4 (AFC Defensive) Jevon Kearse, DE, Week 7 (AFC Defensive) Justin McCareins, WR, Week 12 (AFC Special Teams) Craig Hentrich, P, Week 16 (AFC Special Teams) Gary Anderson, K, Week 17 (AFC Special Teams) Gary Anderson, K, Wild Card (AFC Special Teams) |
| 2004 | Chris Brown, RB, Week 5 (AFC Offensive) |
| 2005 | Pacman Jones, CB, Week 14 (AFC Special Teams) |
| 2006 | Vince Young, QB, Week 16 (AFC Offensive) Casey Cramer, TE, Week 6 (AFC Special Teams) Rob Bironas, K, Week 13 (AFC Special Teams) |
| 2007 | Chris Brown, RB, Week 1 (AFC Offensive) Keith Bulluck, LB, Week 3 (AFC Defensive) Kyle Vanden Bosch, DE, Week 16 (AFC Defensive) Rob Bironas, K, Week 7 (AFC Special Teams) Rob Bironas, K, Week 17 (AFC Special Teams) |
| 2008 | Cortland Finnegan, Week 1 (AFC Defensive) Keith Bulluck, LB, Week 2 (AFC Special Teams) Craig Hentrich, P, Week 10 (AFC Special Teams) Chris Hope, S, Week 8 (AFC Defensive) |
| 2009 | Chris Johnson, RB, Week 8 (AFC Offensive) Vince Young, QB, Week 12 (AFC Offensive) Keith Bulluck, LB, Week 14 (AFC Defensive) |
| 2010 | Chris Johnson, RB, Week 5 (AFC Offensive) Marc Mariani, KR/PR, Week 11 (AFC Special Teams) |
| 2011 | Marc Mariani, KR/PR, Week 10 (AFC Special Teams) Chris Johnson, RB, Week 12 |

ALL-TIME HONORS

| | |
|------|--|
| | (AFC Offensive) |
| | Colin McCarthy, LB, Week 13 |
| | (AFC Defensive) |
| 2012 | Darius Reynaud, KR/PR, Week 3 (AFC Special Teams) |
| | Chris Johnson, RB, Week 7 (AFC Offensive) |
| | Darius Reynaud, KR/PR, Week 17 (AFC Special Teams) |
| 2013 | Alterraun Verner, CB, Week 4 (AFC Defensive) |
| 2014 | Jurrell Casey, DT, Week 6 (AFC Defensive) |
| 2015 | Marcus Mariota, QB, Week 1, 9 (AFC Offensive) |
| 2016 | Marcus Mariota, QB, Week 10 (AFC Offensive) |
| | Ryan Succop, K, Week 15 (AFC Special Teams) |
| 2017 | Ryan Succop, K, Week 6 (AFC Special Teams) |
| | Kevin Byard, S, Week 7, 17 (AFC Defensive) |
| 2018 | Dane Cruikshank, S, Week 2 (AFC Special Teams) |
| | Marcus Mariota, QB, Week 4 (AFC Offensive) |
| | Wesley Woodyard, LB, Week 10 (AFC Defensive) |
| | Derrick Henry, RB, Week 14 (AFC Offensive) |
| 2019 | Cameron Wake, OLB, Week 1 (AFC Defensive) |
| | Ryan Tannehill, QB, Week 14 (AFC Offensive) |
| | Derrick Henry, RB, Week 17 (AFC Offensive) |
| 2020 | Stephen Gostkowski, K, Week 3 (AFC Special Teams) |
| | Derrick Henry, RB, Week 6, 17 (AFC Offensive) |
| | Jeffery Simmons, DT, Week 9 (AFC Defensive) |
| 2021 | Derrick Henry, RB, Week 2 (AFC Offensive) |
| | Derrick Henry, RB, Week 6 (AFC Offensive) |
| | Randy Bullock, K, Week 8 (AFC Special Teams) |
| | Ryan Tannehill, QB, Week 18 (AFC Offensive) |
| 2022 | Randy Bullock, K, Week 7 (AFC Special Teams) |
| | Derrick Henry, RB, Week 8 (AFC Offense) |
| | Ryan Stonehouse, P, Week 10 (AFC Special Teams) |

NFL.COM ALL-HEART PLAYER OF WEEK

| | |
|------|---|
| 2000 | Eddie George, RB, Week 6 Bruce Matthews, G, Week 7 |
|------|---|

NFL PLAYER OF MONTH

| | |
|------|---|
| 1988 | Drew Hill, WR, September (AFC Offensive) |
| 1990 | Warren Moon, QB, November (AFC Offensive) |
| 1991 | Cris Dishman, CB, October (AFC Defensive) |
| 1992 | Lorenzo White, RB, December |

| | |
|------|--|
| | (AFC Offensive) |
| 1993 | Gary Brown, RB, November (AFC Offensive) |
| | Al Del Greco, K, November (AFC Special Teams) |
| | Cris Dishman, CB, December (AFC Defensive) |
| 1996 | Al Del Greco, K, October (AFC Special Teams) |
| 1998 | Craig Hentrich, P, November (AFC Special Teams) |
| 1999 | Jevon Kearse, DE, December (AFC Defensive) |
| 2000 | Derrick Mason, KR/PR, October (AFC Special Teams) |
| 2002 | Steve McNair, QB, December (AFC Offensive) |
| 2003 | Steve McNair, QB, October (AFC Offensive) |
| 2007 | Rob Bironas, K, October (AFC Special Teams) |
| 2008 | Albert Haynesworth, DT, September (AFC Defensive) |
| 2009 | Chris Johnson, RB, November (AFC Offensive) |
| 2010 | Michael Griffin, S, October (AFC Defensive) |
| 2012 | Darius Reynaud, KR/PR, September (AFC Special Teams) |
| 2016 | Marcus Mariota, QB, November (AFC Offensive) |
| 2017 | Ryan Succop, K, September (AFC Special Teams) |
| 2018 | Derrick Henry, RB, December (AFC Offensive) |
| 2019 | Ryan Tannehill, QB, December (AFC Offensive) |
| 2020 | Stephen Gostkowski, K, September (AFC Special Teams) |
| | Derrick Henry, RB, October (AFC Offensive) |
| 2021 | Kevin Byard, S, October (AFC Defensive) |
| 2022 | Derrick Henry, RB, October (AFC Offensive) |
| | Ryan Stonehouse, P, October (AFC Special Teams) |

FEDEX AIR PLAYER OF WEEK

| | |
|------|-----------------------------|
| 2003 | Steve McNair, QB, Week 6 |
| 2004 | Billy Volek, QB, Week 14 |
| 2015 | Marcus Mariota, QB, Week 9 |
| 2016 | Marcus Mariota, QB, Week 10 |
| 2019 | Ryan Tannehill, QB, Week 14 |
| 2020 | Ryan Tannehill, QB, Week 6 |

FEDEX GROUND PLAYER OF WEEK

| | |
|------|--|
| 2004 | Chris Brown, RB, Week 5 |
| 2007 | Chris Brown, RB, Week 1 |
| 2009 | Chris Johnson, RB, Week 8 Chris Johnson, RB, Week 12 |
| 2012 | Chris Johnson, RB, Week 7 |
| 2013 | Chris Johnson, RB, Week 9 |
| 2016 | DeMarco Murray, RB, Week 10 |
| 2018 | Derrick Henry, RB, Week 14 Derrick Henry, RB, Week 15 |
| 2019 | Derrick Henry, RB, Week 10 Derrick Henry, RB, Week 12 Derrick Henry, RB, Week 13 Derrick Henry, RB, Week 14 Derrick Henry, RB, Week 17 |
| 2020 | Derrick Henry, RB, Week 6 |

| | |
|------|---|
| | Derrick Henry, RB, Week 11 |
| | Derrick Henry, RB, Week 12 |
| | Derrick Henry, RB, Week 14 |
| | Derrick Henry, RB, Week 15 |
| 2021 | Derrick Henry, RB, Week 2 Derrick Henry, RB, Week 3 Derrick Henry, RB, Week 5 |

FEDEX GROUND PLAYER OF YEAR

| | |
|------|-------------------|
| 2009 | Chris Johnson, RB |
| 2019 | Derrick Henry, RB |
| 2020 | Derrick Henry, RB |

NFL ROOKIE OF MONTH

| | |
|------|-------------------------------------|
| 1996 | Eddie George, RB, Sept. |
| 1999 | Jevon Kearse, DE, Sept., Nov., Dec. |
| 2008 | Chris Johnson, RB, Sept. |
| 2015 | Marcus Mariota, QB, Sept. |
| 2019 | A.J. Brown, WR, Dec. |

PEPSI NFL ROOKIE OF THE WEEK

| | |
|------|--|
| 2006 | Vince Young, QB, Week 12 Vince Young, QB, Week 13 Vince Young, QB, Week 14 Vince Young, QB, Week 16 |
| 2008 | Chris Johnson, RB, Week 7 Chris Johnson, RB, Week 9 |
| 2011 | Colin McCarthy, LB, Week 13 |
| 2015 | Marcus Mariota, QB, Week 1 |
| 2019 | A.J. Brown, WR, Week 12 |
| 2023 | Will Levis, QB, Week 8 |

AFC OFFENSIVE ROOKIE OF YEAR

| | |
|------|-------------------------------|
| 1996 | Eddie George, RB (PF, FD, CP) |
| 2006 | Vince Young, QB (AP, PF, WA) |

AFC DEFENSIVE ROOKIE OF YEAR

| | |
|------|--------------------------------------|
| 1999 | Jevon Kearse, DE (AP, PFW, FN, CPFW) |
|------|--------------------------------------|

AFL ALL-ROOKIE

| | |
|------|--------------------|
| 1967 | George Webster, LB |
|------|--------------------|

NFL ALL-ROOKIE

| | |
|------|---|
| 1972 | Guy Murdock, C |
| 1973 | Gregg Bingham, LB John Matuszak, DT |
| 1975 | Robert Brazile, LB |
| 1977 | Rob Carpenter, RB Bill Currier, DB George Reihner, G |
| 1978 | Earl Campbell, RB |
| 1979 | Jesse Baker, DT Vernon Perry, S |
| 1980 | Carl Roaches, KR |
| 1983 | Steve Brown, CB Bruce Matthews, T Harvey Salem, T Brian Sochia, DT |
| 1984 | Warren Moon, QB Dean Steinkuhler, T |
| 1985 | Ray Childress, DT |
| 1986 | Ernest Givins, WR |
| 1989 | Bubba McDowell, S |
| 1991 | John Flannery, C |
| 1992 | Eddie Robinson, LB |
| 1993 | Brad Hopkins, T |
| 1995 | Chris Sanders, WR Gary Walker, DT |
| 1996 | Eddie George, RB |

ALL-TIME HONORS

| | |
|-------------|--|
| 1997 | Kenny Holmes, DE |
| 1998 | Kevin Long, C |
| 1999 | Jevon Kearse, DE John Thornton, DT |
| 2002 | Carlos Hall, DE |
| 2004 | Jacob Bell, G |
| 2005 | Pacman Jones, CB/PR/KR |
| 2006 | Vince Young, QB |
| 2008 | Chris Johnson, RB |
| 2010 | Marc Mariani, PR/KR |
| 2014 | Taylor Lewan, T |
| 2016 | Jack Conklin, T |
| 2019 | A.J. Brown, WR |
| 2022 | Chig Okonkwo, TE Ryan Stonehouse, P |

PRO BOWL PLAYER OF GAME

| | |
|-------------|------------------------------------|
| 1976 | Billy Johnson, PR |
| 2017 | Delanie Walker, TE (Offensive MVP) |

NFL 75th ANNIVERSARY TEAM

Ken Houston, S
Billy Johnson, PR

AFL ALL-TIME TEAM

George Blanda, K (First Team)
Miller Farr, CB (Second Team)
Charlie Hennigan, WR (Second Team)
Bob Talamini, G (Second Team)
George Webster, LB (First Team)

NFL ALL-DECADE TEAM

| | |
|--------------|---|
| 1970s | Robert Brazile, LB (Second Team) Earl Campbell, RB (Second Team) Ken Houston, S (First Team) Billy Johnson, KR (Second Team) |
| 1980s | Billy Johnson, PR (First Team) Mike Munchak, G (Second Team) |
| 1990s | Mel Gray, PR & KR (Second Team) Bruce Matthews, G (First Team) Mark Stepnoski, C (Second Team) |
| 2000s | Kevin Mawae, C (First Team) |

PRO FOOTBALL HALL OF FAME ALL-TIME TEAM

Bruce Matthews, G
George Blanda, K

NFL ALUMNI

| | |
|-------------|--|
| 1999 | Jevon Kearse, DE (Pass Rusher of the Year) |
| 2000 | Bruce Matthews, G (Offensive Lineman of the Year) |

TEAM CAPTAINS (SINCE 2007)

| | |
|-------------|---|
| 2007 | Vince Young, QB (offense) Kevin Mawae, C (offense) Keith Bulluck, LB (defense) Kyle Vanden Bosch, DE (defense) Craig Hentrich, P (special teams) |
| 2008 | Vince Young, QB (offense) Kevin Mawae, C (offense) Keith Bulluck, LB (defense) Kyle Vanden Bosch, DE (defense) Craig Hentrich, P (special teams) |
| 2009 | Kerry Collins, QB (offense) Kyle Vanden Bosch, DE (defense) Craig Hentrich, P (special teams) Donnie Nicky, S (special teams) |
| 2010 | Vince Young, QB (offense) Ahmard Hall, FB (offense) Stephen Tulloch, LB (defense) Donnie Nicky, S (special teams) |
| 2011 | Matt Hasselbeck, QB (offense) Cortland Finnegan, CB (defense) Tim Shaw, LB (special teams) |
| 2012 | Jake Locker, QB (offense) Steve Hutchinson, G (offense) Jason McCourty, CB (defense) Colin McCarthy, LB (defense) Tim Shaw, LB (special teams) |
| 2013 | Jake Locker, QB (offense) Michael Roos, T (offense) Nate Washington, WR (offense) Jason McCourty, CB (defense) Bernard Pollard, S (defense) Patrick Bailey, LB (special teams) |
| 2014 | Jake Locker, QB (offense) Nate Washington, WR (offense) Jurrell Casey, DT (defense) Wesley Woodyard, LB (defense) George Wilson, S (special teams) |
| 2015 | Taylor Lewan, T (offense) Delanie Walker, TE (offense) Jurrell Casey, DT (defense) |

| | |
|-------------|--|
| | Marcus Mariota, QB (offense) Dexter McCluster, RB (offense) Jason McCourty, CB (defense) Brian Orakpo, OLB (defense) Wesley Woodyard, LB (special teams) |
| 2016 | Marcus Mariota, QB (offense) Delanie Walker, TE (offense) Jurrell Casey, DT (defense) Brian Orakpo, OLB (defense) Daimion Stafford, S (special teams) Wesley Woodyard, LB (special teams) |
| 2017 | Marcus Mariota, QB (offense) Delanie Walker, TE (offense) Jurrell Casey, DT (defense) Brian Orakpo, OLB (defense) Tim Shaw, Alumni (special teams) Wesley Woodyard, LB (special teams) |
| 2018 | Ben Jones, C (offense) Marcus Mariota, QB (offense) Delanie Walker, TE (offense) Jurrell Casey, DT (defense) Wesley Woodyard, LB (defense) Daren Bates, LB (special teams) |
| 2019 | Ben Jones, C (offense) Marcus Mariota, QB (offense) Kevin Byard, S (defense) Jurrell Casey, DT (defense) Wesley Woodyard, LB (special teams) |
| 2020 | Derrick Henry, RB (offense) Ryan Tannehill, QB (offense) Kevin Byard, S (defense) DaQuan Jones, NT (defense) Brett Kern, P (special teams) |
| 2021 | Derrick Henry, RB (offense) Ryan Tannehill, QB (offense) Kevin Byard, S (defense) Jeffery Simmons, DT (defense) Brett Kern, P (special teams) |
| 2022 | Derrick Henry, RB (offense) Ryan Tannehill, QB (offense) Ben Jones, C (offense) Kevin Byard, S (defense) Jeffery Simmons, DT (defense) |
| 2022 | Derrick Henry, RB (offense) Ryan Tannehill, QB (offense) Kevin Byard, S (defense) Jeffery Simmons, DT (defense) Azeez Al-Shaair, LB (defense) Morgan Cox, LS (special teams) |

TITANS/OILERS HALL OF FAME & RING OF HONOR

In recognition of the 40th season of the Houston Oilers/Tennessee Titans organization in 1999, the team's late owner K.S. "Bud" Adams, Jr. created an official team Hall of Fame, featuring players and staff from the past, while creating a special place for Titans stars of the future to be recognized.

On Sept. 7, 2008, the same day Titans owner K.S. "Bud" Adams, Jr. was added to the Titans/Oilers Hall of Fame, he unveiled the Ring of Honor at Nissan Stadium during the team's season opener. The Ring of Honor would feature the same players inducted into the team Hall of Fame. The initial members of the Ring of Honor included Adams, Elvin Bethea, George Blanda, Earl Campbell, Mike Holovak, Ken Houston, Mike Munchak, Jim Norton, Warren Moon and Bruce Matthews.

Through 2022, 17 individuals were named to the franchise's Hall of Fame and Ring of Honor. Most recently, the franchise added former head coaches Bum Phillips and Jeff Fisher and former general manager Floyd Reese to the Hall of Fame in 2021.

| NAME | POSITION | YEARS WITH FRANCHISE | INDUCTED |
|-----------------------|--------------------|----------------------|----------------|
| K.S. "Bud" Adams, Jr. | Team Owner/Founder | 1959-2013 | Sept. 7, 2008 |
| Elvin Bethea | Defensive End | 1968-83 | Dec. 9, 1999 |
| George Blanda | Quarterback/Kicker | 1960-66 | Dec. 9, 1999 |
| Robert Brazile | Linebacker | 1975-84 | Oct. 14, 2018 |
| Earl Campbell | Running Back | 1978-84 | Dec. 9, 1999 |
| Jeff Fisher | Head Coach | 1994-2010 | Nov. 21, 2021 |
| Eddie George | Running Back | 1996-2003 | Oct. 27, 2008 |
| Mike Holovak | General Manager | 1981-99 | Dec. 9, 1999 |
| Ken Houston | Safety | 1967-72 | Dec. 9, 1999 |
| Bruce Matthews | Offensive Lineman | 1983-2002 | Dec. 8, 2002 |
| Steve McNair | Quarterback | 1995-2005 | Oct. 27, 2008 |
| Warren Moon | Quarterback | 1984-93 | Oct. 1, 2006 |
| Mike Munchak | Guard | 1982-93 | Dec. 9, 1999 |
| Jim Norton | Safety/Punter | 1960-68 | Dec. 9, 1999 |
| O.A. "Bum" Phillips | Head Coach | 1975-80 | Sept. 26, 2021 |
| Floyd Reese | General Manager | 1986-2006 | Nov. 21, 2021 |
| Frank Wycheck | Tight End | 1995-2003 | Oct. 27, 2008 |



Eddie George, Steve McNair and Frank Wycheck were inducted into the team's Hall of Fame and Ring of Honor during the 2008 season.

FRANCHISE PRO FOOTBALL HALL OF FAMERS

GEORGE BLANDA

QUARTERBACK/KICKER • 6'2" • 215 lbs • COLLEGE: KENTUCKY
NFL SEASONS: 26 • YEARS WITH OILERS: 7 (1960-66)
HOMETOWN: YOUNGWOOD, PA. • BORN: SEPT. 27, 1927
GAMES PLAYED: 340 • HALL OF FAME INDUCTION: 1981

George Blanda, who came out of retirement with the emergence of the American Football League in 1960, was the offensive catalyst for the explosive Oiler squads of the early 1960s. He played quarterback and handled the placekicking chores in Columbia blue for seven of his NFL-record 26 seasons in the league. Blanda was the team's leading passer and scorer in each of those seven seasons and still owns franchise records for most extra points (299), most touchdown passes in a season (36) and most touchdown passes in a game (7). He is also third in points scored with 596. The 36 scoring tosses stood as an NFL record for an astounding 23 years. Blanda's NFL career records included most games (340), most points (2,002) and most extra points (943). He also passed for 236 touchdowns. Blanda captained the Oilers to two consecutive AFL titles in 1960 and 1961, earning AFL Player of the Year honors in 1961. Blanda's career was divided into three distinct parts, 10 years with the Chicago Bears, seven seasons with the Houston Oilers and nine years with the Oakland Raiders. In 1970, he became the oldest quarterback to play in a title game. He was just a month shy of his 49th birthday when he retired before the 1976 season. Blanda passed away at age 83 on Sept. 27, 2010.

KEN HOUSTON

SAFETY • 6'3" • 197 lbs • COLLEGE: PRAIRIE VIEW A&M
NFL SEASONS: 14 • YEARS WITH OILERS: 6 (1967-72)
HOMETOWN: LUFKIN, TEXAS • BORN: NOV. 12, 1944
GAMES PLAYED: 196 • HALL OF FAME INDUCTION: 1986

Considered one of the best safeties in football history, Ken Houston picked off 49 passes (898 yards), recovered 21 fumbles and scored 12 touchdowns over his 14-season NFL career, earning Pro Bowl honors 12 consecutive times (1968-69 AFL, 1970-79 NFL). Houston returned an NFL-record nine interceptions for a touchdown in his six seasons as an Oiler. Four of those scores came in 1971, tying an NFL record. He returned two in one game against San Diego in the 1971 season finale, which also ties an NFL mark. His other three touchdowns came on a punt return, a fumble return and a blocked field goal return. Houston also holds the Oilers record for most career interception return yards with 650. With a long, fluid stride, Houston had excellent speed and quickness. His 6-3, 197-pound frame made him an ideal pass defender. Yet his lean, muscular body helped him to become a punishing tackler. Originally a ninth-round draft choice out of Prairie View A&M, Houston earned a starter's role by the third game of his rookie season. Two weeks later in a game against the New York Jets, he scored two touchdowns, one on a 71-yard blocked field goal attempt, and the other on a 43-yard interception return. After excelling for six years with the Oilers, Ken was traded to the Redskins for five veteran players in 1973. The Redskins once referred to Houston as "pro football's most underrated superstar," but his capabilities were widely recognized. He won all-league acclaim with the Oilers in 1969 and 1971, and then was either All-Pro or All-NFC with the Redskins every year from 1973 to 1979. He was selected for either the AFL All-Star game or the AFC-NFC Pro Bowl 12 straight seasons from 1968 through 1979. He played in 183 consecutive games before suffering a broken arm against the New York Giants Nov. 25, 1979.

EARL CAMPBELL

RUNNING BACK • 5'11" • 232 lbs • COLLEGE: TEXAS
NFL SEASONS: 8 • YEARS WITH OILERS: 7 (1978-84)
HOMETOWN: TYLER, TEXAS • BORN: MARCH 29, 1955
GAMES PLAYED: 115 • HALL OF FAME INDUCTION: 1991

Earl Campbell, a 5-11, 232-pound ball-carrying dynamo from the University of Texas, joined the Houston Oilers as the first player taken in the 1978 National Football League Draft. The first player to earn All-Southwest Conference honors four years, Campbell was a consensus All-America

and the Heisman Trophy winner in 1977. Campbell took the NFL by storm from the outset. In 1978, he was named the NFL's Most Valuable Player, All-Pro, and Rookie of the Year. He won the league rushing championship with a club-record 1,450 yards and was named to the AFC Pro Bowl squad. It was more of the same the next two years with NFL rushing titles, MVP honors, and consensus All-Pro acclaim each season. He followed his rookie campaign with 1,697 yards in 1979, but his finest year came in 1980 when he rushed for 1,934 yards, which at the time was second only to O. J. Simpson's 2,003 yards gained in 1973. That year, Campbell gained over 200 yards in four games. In 1981, he won his fourth straight AFC rushing title with 1,376 yards. A sensational runner, Campbell was picked for the Pro Bowl five of his first six NFL seasons (1978-81, 1983). In his eight-year career, which finished in New Orleans, Campbell rushed 2,187 times for 9,407 yards, and 74 touchdowns, retiring as the NFL's seventh all-time leading rusher. He also gained 806 yards on 121 receptions to bring his career combined net yards total to 10,213. He set Oilers records for most career yards (8,574), most career attempts (1,979), most touchdown runs (73) and most consecutive games with a rushing touchdown (5). His most famous performance came in a Monday night game against Miami in his rookie season. That night, he rushed for 199 yards and four touchdowns to lead the Oilers to a spectacular 35-30 victory. In spite of the constant pounding he took from opposing defenders, Earl missed only six games out of 115 because of injuries. Midway into his seventh season, he was traded by the Oilers to the New Orleans Saints for a first-round draft pick. He played a season and a half with the Saints before retiring after the 1985 campaign. Campbell is one of just four people officially designated a Texas Legend by the Texas State Legislature. The others are Davy Crockett, Sam Houston and Stephen F. Austin. Campbell was the only designee of the 20th century.

CHARLIE JOINER

WIDE RECEIVER • 5'11" • 188 lbs • COLLEGE: GRAMBLING
NFL SEASONS: 18 • YEARS WITH OILERS: 4 (1969-72)
HOMETOWN: MANY, LA. • BORN: OCT. 14, 1947
GAMES PLAYED: 239 • HALL OF FAME INDUCTION: 1996

Charlie Joiner played 18 seasons in the NFL, including his first four with the Houston Oilers. One of the league's most prolific receivers, he amassed 750 career receptions for 12,146 yards and 65 touchdowns, ranking as the league's leading receiver of all-time when he retired at the age of 39 in 1986. His 18 seasons played were longer than any other wide receiver in history at the time of his retirement. The Oilers originally targeted Joiner for the defensive backfield when they picked the 5-11, 180-pounder from Grambling in the fourth round of the 1969 AFL-NFL Draft. Joiner played briefly on defense and the kickoff return team but soon became established as a premier pass catcher. Joiner caught 82 of his 750 career passes as an Oiler, totaling 1,480 yards and 12 touchdowns. He paced the squad with 681 yards and seven touchdown grabs in 1971. In his fourth season in 1972, Houston sent him to the Cincinnati Bengals in a four-player swap. Four years later in 1976, he was traded to San Diego. With the Chargers, Joiner blossomed into super-stardom. He and quarterback Dan Fouts formed a lethal pass-catch team that accounted for the preponderance of his 586 receptions as a Charger. During his 11 years in San Diego, Joiner caught 50 or more passes seven times and had 70 or more receptions three seasons. Injuries cut into his playing time at the beginning, but in a 193-game span over his final 13 seasons, Joiner missed only one game. He was an All-NFL pick in 1980 and a Pro Bowl choice three times. In the 1980 AFC title game, he led the Chargers with six receptions for 130 yards and two touchdowns. Blessed with excellent speed and tantalizing moves, Joiner averaged 16.2 yards per catch and accounted for 12,146 yards and 65 touchdowns. When he was inducted into the Pro Football Hall of Fame in 1996, Joiner ranked fifth in receptions and sixth in receiving yardage on the NFL's all-time list. Joiner was once described by San Francisco 49ers coaching great Bill Walsh as "the most intelligent, the smartest, the most calculating receiver the game has ever known."

FRANCHISE PRO FOOTBALL HALL OF FAMERS

MIKE MUNCHAK

GUARD • 6'3" • 281 lbs • COLLEGE: PENN STATE
 NFL SEASONS: 12 • YEARS WITH OILERS: 12 (1982-93)
 HOMETOWN: SCRANTON, PA. • BORN: MARCH 5, 1960
 GAMES PLAYED: 159 • HALL OF FAME INDUCTION: 2001

Mike Munchak was the eighth player overall and the first offensive lineman chosen in the 1982 National Football League draft. Selected by the Oilers, the former Penn State standout was an immediate success with the Houston club, earning the starting left guard spot in his first training camp. The 6-3, 281-pound lineman wasted little time establishing himself as one of the premier guards in the NFL. In 1984, in just his third year in the league, he was named to the first of seven All-AFC teams. That same year he received the first of nine Pro Bowl invitations. Not coincidentally, the Oilers' on-the-field successes increased as Munchak's development and experience increased. From their dismal 1-8 record in the strike-shortened 1982 season, the Oilers improved nearly every year that Munchak played. Along the way, the team advanced to the playoffs seven consecutive years (1987-1993) and captured the 1991 and 1993 AFC Central Divisional crowns. Munchak was a devastating blocker and considered the key to an offensive line that kept the Oilers at or near the top of the NFL's offensive statistical categories. In 1988 he led the Oilers' offensive line that gave up just 24 quarterback sacks which was third in the NFL. It was also the fewest sacks allowed by the team in 10 seasons. The following season the offensive line held opponents to no sacks in six games. In 1991, the Oilers offensive line finished second in the AFC and fourth in the NFL in the fewest quarterback sacks allowed. Behind the Munchak-led line, Houston led the NFL in total offense in 1990 and passing offense in 1990 and 1991. The Oilers finished second in points scored in 1990 and second in total offense in 1991. Equally effective as a run blocker, Munchak led the Oilers offensive charge in 1993 as the team finished fourth in the NFL in both average gain per rushing play (4.4) and average gain per offensive play (5.3). Although he suffered from chronic knee problems, Munchak played in 159 regular season games. His 12 seasons with the Oilers tied him for second longest in the franchise's history at the time of his retirement. He became the first player inducted into the Hall of Fame who played his entire career with the Oilers. Long-time teammate Bruce Matthews presented Munchak for induction.

ELVIN BETHEA

DEFENSIVE END • 6'2" • 260 lbs • COLLEGE: NORTH CAROLINA A&T
 NFL SEASONS: 16 • YEARS WITH OILERS: 16 (1968-83)
 HOMETOWN: TRENTON, N.J. • BORN: MARCH 1, 1946
 GAMES PLAYED: 210 • HALL OF FAME INDUCTION: 2003

Defensive end Elvin Bethea, an eight-time Pro Bowl selection during his outstanding career with the Houston Oilers, was named to the five-man class of the 2003 Pro Football Hall of Fame that included running back Marcus Allen, guard Joe DeLamielleure, wide receiver James Lofton, and coach Hank Stram. A third-round draft pick in 1968 (77th player overall) Bethea played in 210 games over 16 seasons, never missing a game until breaking his arm on Nov. 13, 1977. He was considered a "steal" in a draft class that produced three future Hall of Fame players in Larry Csonka, Art Shell, and Ron Yary. When he retired, he held three team records relating to career service: most seasons (16), most career regular season games played (210), and most consecutive regular season games played (135). Having led the team in sacks in six seasons, Bethea's unofficial 105-career sack total still ranks first in franchise history, including his team-best 17 sacks in 1973. He recorded four sacks and a fumble recovery in his best single game performance against San Diego in 1976. He played in eight playoff games and posted 691 career tackles. Bethea also played in eight Pro Bowls (1970, 1972-1976, 1979, 1980) and earned All-Pro second-team honors in 1973, 1975, 1978, and 1979. More than just a pass rusher, Bethea was also effective against the run. Even though 1974 was the first year such statistics were compiled by the Oilers, his 691 career tackles, are still among the best in franchise history, even excluding the first six years of his career. "When people ask me who the best guy I ever played against was I always tell them Elvin Bethea and Lyle Alzado because both

of them were complete ballplayers," said Art Shell, Hall of Fame member of the Oakland Raiders. "Elvin was one of the quickest guys I've ever been around. We always had to double-team him. There were times when I was supposed to block him when he would get by me so quick. And then Gene Upshaw was supposed to pick him up and he also got by him so quick that we would get back to the huddle and Upshaw would say, 'Did you see that?' and I'd say, 'Yeah, I saw that. He just beat the heck out of me too!' Elvin was just a great player."

WARREN MOON

QUARTERBACK • 6'3" • 212 lbs • COLLEGE: WASHINGTON
 NFL SEASONS: 17 • YEARS WITH OILERS: 10 (1984-93)
 HOMETOWN: LOS ANGELES, CALIF. • BORN: NOVEMBER 18, 1956
 GAMES PLAYED: 208 • HALL OF FAME INDUCTION: 2006

Warren Moon, the fourth leading passer in NFL history, was inducted into the 2006 class of the Pro Football Hall of Fame. Moon played 10 years (1984-93) with the Oilers/Titans organization and holds the franchise records for passing yards (33,685) and touchdowns (196), while leading the Oilers to seven consecutive playoff appearances from 1987-93. During a 17-year NFL career, Moon played for the Houston Oilers, Minnesota Vikings, Seattle Seahawks and Kansas City Chiefs and amassed 49,325 passing yards, 291 touchdowns and 102 wins. He earned nine Pro Bowl invitations (tied for the most by a quarterback with John Elway and Dan Marino), posted nine 3,000 yard seasons, 49 300-yard games and led his team to nine playoff appearances. His eight consecutive playoff berths matched a feat accomplished by Terry Bradshaw and Joe Montana. At the time of his retirement, he held the single-season passing yardage record for three different franchises: Oilers (4,367 in 1991), Vikings (4,364 in 1994) and Seahawks (3,678 in 1997). Moon tallied many accomplishments during his Oiler career. His finest season came in 1990, throwing for 4,689 yards (363 for 584) and 33 touchdowns in only 15 games. He earned AP NFL Offensive Player of the Year for his efforts and his third of nine Pro Bowl invitations. Against Kansas City in 1990, Moon threw for 527 yards, which ranks as the second highest single-game total in NFL history (Norm Van Brocklin, 554 yards in 1951). In 1991, he surpassed the previous season's yardage total with 4,690 yards and became just the third player (Marino, Fouts) in NFL history to produce consecutive 4,000 yard passing seasons. Moon joined the Oilers and the NFL in 1984, after six seasons in the Canadian Football League, where he led his team to five Grey Cups (League Champions). In the CFL, Moon threw for 21,228 yards and 144 touchdowns. Moon was driven to play in the CFL after drawing little interest from the NFL as a starting quarterback following his senior season at the University of Washington. Moon became the first African-American quarterback to be inducted into the Pro Football Hall of Fame and his legacy as a minority quarterback cannot be underestimated. At the time of his arrival in the NFL only two black quarterbacks had been significant starters for their NFL teams (Shack Harris, Rams; Doug Williams, Tampa Bay).

BRUCE MATTHEWS

GUARD/TACKLE/CENTER • 6'5" • 305 lbs • COLLEGE: USC
 NFL SEASONS: 19 • YEARS WITH OILERS: 19 (1983-2001)
 HOMETOWN: ARCADIA, CALIF. • BORN: AUGUST 8, 1961
 GAMES PLAYED: 296 • HALL OF FAME INDUCTION: 2007

Arguably one of the best offensive linemen to ever play the game, Bruce Matthews became the first Tennessee Titan to be inducted into the Pro Football Hall of Fame. At the time of his retirement, Matthews played in more NFL games (296) than any non-kicker in the league's history. Longevity and durability were his hallmarks, but that coupled with his unparalleled play, earning a league record 14 consecutive Pro Bowl (9 at guard and 6 at center) selections (tied with Merlin Olsen) and seven times named AP All-Pro, made him one of the all-time greats. He rose to the challenges presented to him in starting at every position on the offensive line during his NFL career (87 C, 99 LG, 67 RG, 22 RT, 17 LT). He becomes the first Hall of Fame offensive lineman to play significant time

FRANCHISE PRO FOOTBALL HALL OF FAMERS

at all five offensive line positions. A constant for the Oilers/Titans franchise, Matthews started in a team record 229 consecutive games (streak started at Indianapolis, Nov. 29, 1987) and never missed a game because of injury. His 19 seasons also are a team record and he ranks second in NFL history for years with one team behind Jackie Slater, who spent 20 seasons with the Rams. Matthews and G Randall McDaniel (Vikings) were the only two NFL players to play in every game during the decade of the 90's. Matthews was a part of nearly one-half of the franchise's first 42-years of history and helped the team win 146 games, make the playoffs nine times, earn the only three AFC Central titles in team history, earn an AFC Championship and the franchise's only Super Bowl appearance. He blocked for 15 quarterbacks and 27 running backs, including five different 1,000-yard rushers (Earl Campbell, Mike Rozier, Lorenzo White, Gary Brown and Eddie George). During his career, he played in offenses that produced nine 1,000-yard rushing seasons and eight 3,000-yard passers. Additionally, he played in 42 different stadiums during his NFL career. During his career, Matthews blocked on a line that helped produce 65 100-yard rushing performances and 48 300-yard passing performances. Originally drafted by the Houston Oilers in the first round (ninth overall) of the 1983 NFL Draft, Matthews earned All-America honors at the University of Southern California. Matthews and his brother, Clay, each played 19 NFL seasons and the duo set an NFL record for games played by a pair of brothers with 574 games. Clay Matthews played in 278 games during his NFL career. Matthews had his number 74 jersey retired by the team and was inducted into the organization's Hall of Fame during a December, 2002 ceremony. Matthews joined a 2007 Hall of Fame class that included Dallas Cowboys WR Michael Irvin, Buffalo Bills RB Thurman Thomas, Detroit Lions TE Charlie Sanders, Cleveland Browns G Gene Hickerson, and St. Louis CB Roger Wehrli.

CURLY CULP

DEFENSIVE TACKLE • 6'2" • 265 lbs • COLLEGE: ARIZONA STATE
NFL SEASONS: 14 • YEARS WITH OILERS: 7 (1974-1980)
HOMETOWN: YUMA, ARIZ. • BORN: MARCH 10, 1946
GAMES PLAYED: 179 • HALL OF FAME INDUCTION: 2013

Curley Culp was voted into the Pro Football Hall of Fame in 2013. A six-time Pro Bowl selection, Culp played in 179 games during his NFL career with the Kansas City Chiefs (1968-1974), Houston Oilers (1974-1980) and Detroit Lions (1980-81). He was considered the prototypical nose tackle and helped pioneer the 3-4 defense. Hailing from Arizona State, where he was an All-American in both football and wrestling, Culp was selected in the second round of the 1968 NFL Draft by the Denver Broncos, who intended to use him as an offensive guard. However, his brief stint in Denver ended when he was traded to the Chiefs, who inserted him permanently on the defensive side. In 1969, the Chiefs won Super Bowl IV, and Culp was an instrumental member of one of the league's top defenses. He helped the Chiefs defeat the Oakland Raiders in the AFL Championship Game and the Minnesota Vikings in the Super Bowl. In 1974, during his seventh campaign in Kansas City, Culp was traded to the Oilers along with a first-round draft pick (used to select Robert Brazile) in exchange for John Matuszak. The move paid almost immediate dividends for the Oilers, who previously suffered through 1-13 records in both 1972 and 1973. In 1975, Culp's first full season in Houston, he helped the Oilers to a record of 10-4, the first winning mark for the club in eight years. With Culp anchoring the defense, the Oilers finished with the AFC's top-ranked run defense (third in the NFL). Individually, Culp produced arguably the finest season of his career, recording 11.5 sacks and earning NFL Defensive Player honors by the Newspaper Enterprise Association. Culp continued as a leader of the Oilers defense that culminated in back-to-back appearances in the AFC championship games in 1978 and 1979. He was named to one AFL All-Star Game and five Pro Bowls during his career. Culp also was picked as a first-team All-Pro in 1975 and a second-team selection in 1971, 1977, 1978, and 1979. He was selected first- or second-team All-AFC five times. "Curley Culp was perhaps the strongest man I ever lined up against," said Raiders Hall of Fame center Jim Otto. Culp used his strong wrestling background to create havoc for opposing guards and centers. He was the 1968 NCAA heavyweight wrestling champion and was named to the U.S.

Olympic wrestling team that year. Culp joined a 2013 Hall of Fame class that included offensive linemen Larry Allen and Jonathan Ogden, wide receiver Cris Carter, coach Bill Parcells, linebacker Dave Robinson and defensive lineman Warren Sapp.

ROBERT BRAZILE

LINEBACKER • 6'4" • 241 lbs • COLLEGE: JACKSON STATE
NFL SEASONS: 10 • YEARS WITH OILERS: 10 (1975-84)
HOMETOWN: MOBILE, ALA. • BORN: FEB. 7, 1953
GAMES PLAYED: 147 • HALL OF FAME INDUCTION: 2018

Robert Brazile was voted into the Pro Football Hall of Fame in 2018. As a rookie in 1975, he made an instant impact as he helped Houston notch the franchise's first winning season in eight years with a 10-4 record. He went on to win Defensive Rookie of the Year in 1975. With his speed, strength, tackling and coverage ability, Brazile helped revolutionize the outside linebacker position in a 3-4 defense. Nicknamed 'Dr. Doom,' Brazile started all 147 regular season games during his career and made seven postseason starts, including back-to-back AFC Championship Games (1978-79). He recorded nine tackles and one fumble recovery in the 1978 AFC Championship game. He was elected to seven career Pro Bowls and named All-Pro for five consecutive seasons (1976-80). Brazile registered a career-best 185 tackles in 1978 on his way to helping the Oilers secure three consecutive 10-win seasons and three consecutive playoff berths (1987-80). His career statistics include 13 interceptions, 14 fumble recoveries and 6.5 sacks in both 1976 and 1980. Brazile was named to the NFL's All-Decade Team of the 1970s.

KEVIN MAWAE

CENTER • 6'4" • 289 lbs • COLLEGE: LOUISIANA STATE
NFL SEASONS: 16 • YEARS WITH TITANS: 4 (2005-09)
HOMETOWN: LEEVILLE, LA. • BORN: JAN. 23, 1971
GAMES PLAYED: 241 • HALL OF FAME INDUCTION: 2019

Kevin Mawae was elected to the Pro Football Hall of Fame Class of 2019 and became the first established Titan without connections to the Houston Oilers to receive the honor. He played four seasons (2006-09) in Tennessee. Mawae entered the NFL as a second-round pick of the Seattle Seahawks in the 1994 NFL Draft. He began his career at right guard before being moved to center at the start of the 1996 season and remained at that position for the rest of his NFL career. After four seasons (1994-97) in the Northwest, the Louisiana State product signed a free agent deal with the New York Jets in 1998. In his first season in New York, Mawae helped running back Curtis Martin rush for a Jets franchise record eight 100-yard rushing games en route to 1,287-yard season. In 1999, he was named to his first of eight Pro Bowls and paved the way for Martin's then franchise-record 1,464 rushing yards. The 6-foot-4-inch, 289-pounder played in an astounding 177 consecutive games before a serious triceps injury ended his 2005 campaign after six games. Mawae signed a free agent deal with the Titans in 2006. In his first season with Tennessee, he made an immediate impact and was a part of an offense that ranked third in the AFC and fifth in the NFL in rushing with 2,214 yards. Three seasons later, he helped Chris Johnson amass a franchise-best 2,006 rushing yards, becoming just the sixth player all-time to accomplish the feat. In 241 career games over 16 seasons, Mawae was extremely durable and known for his toughness in the trenches. He was a first-team, all-decade center for the 2000s and blocked for a 1,000-yard rusher in 13 of his 16 seasons. Running backs Chris Warren (1,545 yards in 1994), Martin (1,697 in 2004), LenDale White (1,110 in 2007) and Johnson (2,006 in 2009) had the highest season rushing totals of their careers with Mawae on the line. He played 90 games in which there was a 100-yard rusher, the most by any offensive lineman in NFL history.

RETIRED JERSEY NUMBERS

In the history of the Oilers/Titans franchise, only eight players have had the distinction of having their jersey number retired — **Jim Norton** (No. 43), **Elvin Bethea** (No. 65), **Earl Campbell** (No. 34), **Mike Munchak** (No. 63), **Bruce Matthews** (No. 74), **Warren Moon** (No. 1), **Eddie George** (No. 27) and **Steve McNair** (No. 9).



Jim Norton played nine seasons for the Oilers (1960-68) as a safety and as a punter, establishing team records at both positions. As a rookie from the University of Idaho, Norton was a member of the Oilers' 1960 AFL Championship team. A four-time league all-star, he holds the club record for most interceptions in a career with 45. Also an accomplished punter, Norton was tops in club history with 519 career punts for a 42.3-yard career average and a long kick of 79 yards (11/22/64 vs. Kansas City).



Elvin Bethea joined the Oilers in 1968 after an outstanding career at North Carolina A&T. He started at defensive end in the 1968 season opener and didn't miss a game until breaking his arm in November 1977. That streak of 135 consecutive games played stands third in team history. An eight-time Pro Bowler (1970, 1972-76, 1978-80), Bethea ranks second for most seasons played (16, 1968-83), while his 210 games played (1968-83) also stands second behind Bruce Matthews. Bethea led the team

in sacks six times, including a career-best mark of 17 in 1973. The Oilers honored him with an "Elvin Bethea Appreciation Night" on Aug. 4, 1983. He became the sixth player in franchise history to be inducted into the Pro Football Hall of Fame on Aug. 3, 2003.



Earl Campbell, the franchise's second leading rusher and a member of the Pro Football Hall of Fame, was honored by having his number retired at ceremonies on Aug. 13, 1987. He set a single-season club record with a league-leading 1,450 yards his rookie season. Campbell followed that performance with 1,697 yards in 1979 and an astounding 1,934 yards in 1980. Both those totals led the NFL and the latter was second only to O.J. Simpson's 2,003 yards in 1973. Campbell was selected to five

Pro Bowls (1978-81, 1983) and retired as the NFL's seventh all-time leading rusher (9,407). He ranks second in franchise history in career rushing yards (8,574) and attempts (1,979), first in touchdown runs (73) and first in most consecutive games with a rushing touchdown (5).



Mike Munchak joined the Oilers as a first-round draft pick in 1982 out of Penn State. He was the first offensive lineman selected in the draft and the eighth overall selection. Munchak won the starting left guard position as a rookie and went on to play in 12 campaigns (1982-93) and 159 games (156 starts) for the Oilers. He is tied for third on the team's all-time list for seasons played and ranks fifth in games played. Munchak became a fixture on an offensive line that helped the Oilers to seven consecutive

playoff appearances (1987-93). One of the premier guards in the National Football League, Munchak was selected to NFL's "Team of the Decade" for the 1980s and was chosen in 1989 to Oilers' 30th Anniversary "Dream Team." He ranks second in club annals with nine Pro Bowl selections, seven as a starter. Munchak announced his retirement on July 21, 1994, and on the same day, K.S. "Bud" Adams, Jr., announced that jersey No. 63 would be retired on "Mike Munchak Appreciation Day" on Nov. 6, 1994.



Bruce Matthews played in more games (296) than any non-kicker in NFL history. Longevity and durability were his hallmark. And that, coupled with his unparalleled play, in which he tied a league record with 14 Pro Bowl selections (tied with Merlin Olsen) and earned All-Pro honors six times, made him one of the all-time greats. He rose to the challenges presented to him in playing every position on the offensive line during his NFL career (87 at center, 99 at left guard, 67 at right guard, 22 at right tackle,

and 17 at left tackle). His number was retired during a halftime ceremony in Nashville on Dec. 8, 2002.



Warren Moon, the fourth leading passer in NFL history at the time his number was retired, played 10 years (1984-93) with the organization and holds the franchise records for passing yards (33,685) and touchdowns (196), while leading the Oilers to seven consecutive playoff appearances from 1987-93. Moon's finest season came in 1990, throwing for 4,689 yards (363-for-584) and 33 touchdowns in only 15 games and becoming the third player in NFL history to produce consecutive 4,000-yard

passing seasons. He earned AP NFL Offensive Player of the Year for his efforts and his third Pro Bowl berth. His jersey was retired in a halftime ceremony in Nashville on Oct. 1, 2006.



Eddie George became the organization's all-time leading rusher as well as its all-time scrimmage yards leader in eight seasons with the team. His 10,009 rushing yards from 1996–2003 ranked second in the NFL (Curtis Martin), while his 12,153 scrimmage yards in the same time frame were third (Marshall Faulk, Martin). His accolades included four Pro Bowl selections (1997–2000), AP All-Pro honors (2000) and the AP Rookie of the Year Award (1996). George also set franchise standards for career rushing

attempts (2,733), career touchdowns (74), 1,000-yard rushing seasons (seven), seasons as the team's leading rusher (eight) and career playoff rushing yards (776). During his time with the Titans he amassed 36 100-yard rushing performances (second to Earl Campbell's 39), resulting in a 30-6 record in those contests. He established an NFL mark with 130 consecutive starts by a running back to begin a career—a total which ranked second in NFL history for consecutive starts by a running back at any point. His jersey was retired in a halftime ceremony in Nashville on Sept. 15, 2019.



Steve McNair played 11 seasons with the organization (1995–2005), becoming its second all-time leading passer (27,141 yards) and recording the most wins as a starting quarterback (76). At the time his jersey was retired, he trailed only Warren Moon on the franchise's all-time passing yards list and also ranked second for the organization in completions (2,305), completion percentage (59.5) and passer rating (83.3). He ranked third in touchdown passes (156). His 3,439 rushing yards and 36 touchdown runs

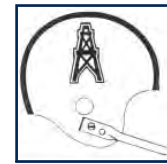
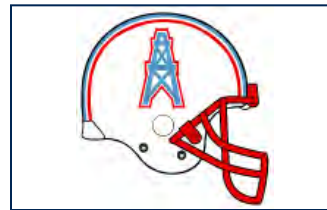
were the most in team history by a quarterback. McNair earned three of his four career Pro Bowl berths with the Titans (2000, 2003 and 2005), and in 2003, he shared Associated Press NFL Most Valuable Player honors with Peyton Manning after leading the league with a 100.4 rating. He became the first African-American quarterback to win MVP honors. McNair was the third player in the history of the NFL to pass for 30,000 yards and rushed for 3,500 yards, along with Fran Tarkenton and Steve Young. Only Brett Favre and Manning started more combined NFL regular season and postseason games than McNair (134) from the time he became a full-time starter in 1997 through 2005. He was selected with the third overall draft pick in 1995. His jersey was retired in a halftime ceremony in Nashville on Sept. 15, 2019.

OILERS LOGO HISTORY

The original Oilers helmet, circa 1960, was blue with a white stripe down the middle. The oil derrick logo was also white. Although the derrick itself remained, many subtle changes were made to the helmets over the years. In 1964, two red stripes were added to the white striping on top of the helmet. Two years later, the helmet color was changed to silver with red and blue striping. The derrick, meanwhile, was changed to blue with a red outline and white background. In 1972, the helmet color was switched back to blue with red and white striping, while the derrick was changed to white with a red outline. Three years later, the helmet color was changed to its familiar white with red and blue striping. The derrick was then switched to blue with a red outline. The helmets boasted a gray facemask. In 1981, the facemask was switched to red. In 1997, the Oilers added the Tennessee logo to the back of their helmet upon their relocation to Nashville. In 1999, the franchise unveiled a new logo as the team was renamed the Tennessee Titans.



The original Houston Oilers helmet from 1960-65 was blue with a white stripe down the middle.



HELMET HISTORY



1960-1965, 1994 Throw-back Games
(Red stripe added in 1964)



1966-1970



1971
(Additional silver stripe was used for some games; gap between the blue and red stripe pictured)



1972-1974



1975-1980



1981-1998



1999-2017



2018-present

STADIUM HISTORY

JEPPESEN STADIUM — Houston



Years Played 1960-64

Record 26-11

First Game 9/18/60 — Oilers 38, Los Angeles Chargers 28 (20,156)

Last Game 12/20/64 — Oilers 34, Denver 15 (15,839)

Highlights: Oilers capture inaugural AFL Championship with a 24-16 win over the San Diego Chargers at Jeppesen Stadium (1/1/61)...Oilers defend that title the following year with a 10-3 win at San Diego...Jeppesen record crowd of 37,981 watches Dallas nip Oilers 20-17 in overtime in the 1962 AFL Championship Game (12/23/62).

RICE STADIUM — Houston



Years Played 1965-67

Record 11-10

First Game 9/12/65 — Oilers 27, New York Jets 21 (52,680)

Last Game 12/16/67 — Oilers 24, San Diego 17 (19,870)

Highlights: Oilers wallopp Denver 45-7 (9/3/66), setting an AFL record by not allowing a Broncos first down...after four straight losing seasons, Oilers clinch Eastern Division title with 24-17 win over Chargers (12/17/67)...in 1967, Oilers become first team to go from last in the division to first in one season.

ASTRODOME — Houston



Years Played 1968-96

Record 113-103-2 (regular season), 3-2 (playoffs)

First Game 9/9/68 — Kansas City 26, Oilers 21 (45,083)

Last Game 12/15/96 — Cincinnati 21, Oilers 13 (15,131)

Highlights: Astrodome was the first domed stadium in the NFL...Oilers 3-2 in playoff games at Astrodome...Oilers appeared in 16 "Monday Night Football" telecasts, going 10-6...in 1980 season finale against Minnesota (12/21/80), Earl Campbell sets NFL record with his fourth 200-yard rushing game of the season...Campbell finishes with 1,934 yards, then the second-highest total in league history...Oilers set team record for points in a game with 58-14 drubbing of Cleveland (12/9/90)...Oilers beat Steelers 31-6 to win first-ever undisputed AFC Central Division title (12/8/91)...Oilers win club-record 11th consecutive game with 24-0 win over the New York Jets (1/2/94)...three former Oilers — Elvin Bethea (No. 65), Campbell (No. 34) and Mike Munchak (No. 63) — have their numbers retired.

LIBERTY BOWL — Memphis



Year Played 1997

Record 6-2

First Game 8/31/97 — Oilers 24, Oakland 21, OT (30,171)

Last Game 12/21/97 — Oilers 16, Pittsburgh 6 (50,677)

Highlights: The Oilers played their first season in Tennessee at the Liberty Bowl in Memphis...Eddie George ties a franchise record with 216 yards rushing as the Tennessee Oilers win their inaugural game in Tennessee, a 24-21 overtime win over Oakland in Memphis...Oilers close out season with 16-6 win over division-winner Pittsburgh.

DUDLEY FIELD (VANDERBILT STADIUM) — Nashville



Year Played.....1998

Record.....3-5

First Game.....9/13/98 — San Diego 13, Oilers 7 (41,089)

Last Game.....12/26/98 — Minnesota 26, Oilers 16 (41,121)

Highlights: Frank Wycheck catches pass from Steve McNair to score club's first touchdown in Nashville (9/13)...Oilers pummel Cincinnati 44-14 for first win in Nashville (10/18)...Al Del Greco kicks game-winning field goal to secure season sweep of Pittsburgh (11/15).

NISSAN STADIUM — Nashville



Years Played 1999-Present

Record 110-83 (regular season), 2-4 (playoffs)

First Game 9/12/99 — Tennessee 36, Cincinnati 35 (65,272)

Highlights: At Nissan Stadium, the Tennessee Titans have recorded a 112-87 home record (combined regular season and playoffs through 2022), including an undefeated 9-0 home mark in 1999. Adelphia Coliseum, as the stadium was first named, opened its doors in the national spotlight with a preseason victory over the Atlanta Falcons on Aug. 27, 1999. Tennessee opened the regular season with a come-from-behind 36-35 victory over Cincinnati. But the most memorable victory of the season came in a 22-16 Wild Card victory over Buffalo on Jan. 8, 2000. In that game, Kevin Dyson fielded a lateral pass from Frank Wycheck with 16 seconds left and raced 75 yards down the sideline for the winning score. That play, which propelled Tennessee into an AFC Divisional showdown at Indianapolis the following week, was immediately dubbed "The Music City Miracle" and will go down as one of the most memorable moments in NFL history. The Titans won 12 consecutive games to open their new stadium, breaking the NFL record. The Coliseum's name was changed to LP Field in 2006. On June 25, 2015, Nissan and the Titans announced a 20-year stadium naming rights agreement.

HISTORICAL HIGHLIGHTS

1997

January 1 – The team promotes linebackers coach Gregg Williams to defensive coordinator.

January 3 – After relieving Jerry Rhome of his duties, the Oilers make wide receivers coach Les Steckel the team's offensive coordinator/quarterbacks coach.

February 24 – Oilers trade QB Chris Chandler to the Atlanta Falcons for two 1997 draft choices (4th and 6th).

May 3 – City of Nashville holds ground-breaking ceremonies for the team's downtown stadium.

May 8 – After formulating an agreement earlier with Harris County (Houston), K.S. "Bud" Adams, Jr. and Astrodom USA owner Drayton McLane, Jr. reach a settlement for the final year of Oilers' lease at the Astrodome. Under appointed mediator Alice Oliver Parrott, the two sides clear the biggest step in the team's ability to play games in Tennessee for the 1997 season.

June 5 – Oilers reach agreement with Memphis Sports Authority, clearing the way for the team to play its games in the Liberty Bowl.

June 12 – Oilers hold press conference in Nashville to formally announce the club's intention to play the 1997 season in Tennessee, and introduce an inaugural patch and logo which merges the Oilers traditional "Oil derrick" with the Tennessee state flag.

July 18 – Oilers players report to Tennessee State University for their first training camp in the state of Tennessee. Also, Oilers sign DE Kenny Holmes, 1997 first-round selection, to a four-year contract.

July 19 – Oilers sign GM Floyd Reese to a four-year extension running through 2001 season.

August 2 – Oilers play first preseason game of 1997 season at Liberty Bowl in Memphis, falling to the New Orleans Saints 21-12.

August 9 – Oilers play their first ever game at Vanderbilt Stadium, an 18-12 preseason loss to Washington.

August 15 – Oilers move into their temporary training facility in Bellevue.

August 23 – Oilers promote Don MacLachlan to Executive Vice President of Marketing, Broadcasting, and Ticketing.

August 27 – Oilers sign free agent SS Blaine Bishop.

August 31 – Oilers open their inaugural season in the state of Tennessee with a 24-21 overtime win over the Oakland Raiders at Liberty Bowl. RB Eddie George ties Billy Cannon's franchise record for rushing yards in a game with 216 yards on 35 carries. With the game-winning field goal in overtime, K Al Del Greco becomes the Oilers all-time points leader, surpassing George Blanda's total of 596 points.

October 27 – In their first-ever trip to Arizona, the Oilers defeat the Cardinals 41-14.

November 27 – Oilers defeat Dallas 27-14 on Thanksgiving Day in front of a national-television audience. It marked the first regular season game in Texas for the Oilers since their move to Tennessee.

December 11 – G Bruce Matthews, RB Eddie George, and SS Blaine Bishop are selected to the Pro Bowl. Matthews extends the mark for consecutive selections (10) and surpasses G Mike Munchak for most overall selections (9).

December 14 – Oilers fall to the Baltimore Ravens 21-19 in the final game at Baltimore's Memorial Stadium. It marked the second time the Oilers closed the stadium, because on Dec. 18, 1983, the Oilers played at the Baltimore Colts in what would be their final game in Baltimore.

December 21 – Oilers close their inaugural season in Tennessee with an 8-8 record after a 16-6 win over Pittsburgh in Memphis.

1998

February 14 – Oilers agree to terms with free agent WR Yancey Thigpen from Pittsburgh.

February 19 – Oilers agree to terms with free agent P/K Craig Hentrich from Green Bay.

February 24 – Oilers reach agreement with Shelby County Sports Authority and Memphis Park Commission to be released from the final year of their lease at the Liberty Bowl.

March 4 – Oilers and Vanderbilt University reach tentative agreement for the Oilers to play at Vanderbilt Stadium for the 1998 season.

March 11 – Oilers agree to terms with free agent TE Jackie Harris from Tampa Bay.

HOUSTON OILERS TO TENNESSEE TITANS

After trying unsuccessfully for many years to construct a deal with the city of Houston for a new football or multi-use stadium, Oilers owner K.S. "Bud" Adams, Jr. decided that moving his franchise to another city might be the only solution left to keep the team financially competitive. In the spring of 1995, research was completed and several cities were identified as desirable for relocation and at the top of the list was Nashville, Tenn.

In the summer of 1995, Adams contacted Nashville's mayor, Phil Bredesen, to see if the city would be interested in having the team relocate to the region. A 70-day exclusive negotiating period was agreed to and in November the two had signed a relocation agreement that would bring the Oilers to Nashville. In April of 1996, the NFL approved the team's relocation and on May 7th, the voters of Davidson County approved a referendum on using public funding for the new downtown stadium.

Dec. 15, 1996 would mark the Oilers final home game at the Astrodome in Houston – a 21-13 loss to Cincinnati in front of 15,131 fans. In May of 1997, the team reached a settlement with the Astrodome that let them escape the final year of the contract and allowing the team to play the 1997 season in Tennessee.

With the new stadium in Nashville still two years from completion, the team decided to play at Memphis' Liberty Bowl until the stadium was complete. The Tennessee Oilers opened their inaugural season in the state of Tennessee with a 24-21 overtime win over the Oakland Raiders at the Liberty Bowl in front only 30,000 fans.

The Oilers struggled with low attendance throughout the 1997 season and by March of 1998, the Oilers reached an agreement to play the 1998 season at Vanderbilt Stadium in Nashville. Crowds at Vanderbilt Stadium were an improvement from the previous year, but the team could only muster a 3-5 home mark. During the 1998 season, Adams announced the Oilers name would be retired and the team would be renamed the Titans as they entered their new stadium for the 1999 season.

In April of 1999, the team unveiled their new Titans uniforms and in August the team played its first game at Nissan Stadium (named Adelphia Coliseum at the time). The 1999 season ended with the franchise's first Super Bowl berth in the team's 40-year history. A total of 20 players endured the entire odyssey of playing in Houston in 1996, Memphis in 1997, Vanderbilt in 1998 and LP Field in 1999.



Bud Adams presents Nashville Mayor Phil Bredesen with an official team jersey.

HISTORICAL HIGHLIGHTS

April 16 – A tornado rips through Nashville, damaging three cranes and 10 portable trailers at the Oilers East Bank Stadium construction site.

April 18 – In the franchise's first draft as the Tennessee Oilers, the club selects WR Kevin Dyson from Utah with its first-round selection (16th overall) in the NFL Draft.

April 23 – Oilers finalize deal to play at Vanderbilt Stadium for the 1998 season.

May 15 – Oilers finalize deal to acquire land in MetroCenter for a permanent practice facility to be finished in the summer of 1999.

May 28 – Oilers reach agreement with Tennessee State University to hold the Oilers 1998 Training Camp on TSU's campus. It marks the first time in club history that the Oilers have had consecutive training camps outside the state of Texas.

July 29 – Owner K.S. "Bud" Adams, Jr., listens to the Tennessee fans and announces that he will change the name of the team. An advisory council is later formed to research names and a "Guess the Name" contest is introduced to fans to gain additional feedback.

Oct. 18 – Oilers win first home game in Nashville, a 44-14 victory over Cincinnati.

Oct. 29 – Former Oiler and nine-time Pro Bowl Guard Mike Munchak is announced among 76 nominees for the Pro Football Hall of Fame.

Sept. 12 – Oilers play first regular season home game in Nashville vs. San Diego Chargers.

Nov. 4 – First Oilers coach, Lou Rymkus, passes away at 78.

Nov. 14 – Oilers owner K.S. "Bud" Adams, Jr., announces that the Oilers will become the "Tennessee Titans" beginning in 1999. "We wanted a new nickname to reflect strength, leadership and other heroic qualities," Adams said.

Dec. 22 – Oilers owner K.S. "Bud" Adams, Jr., unveils new Tennessee Titans logo and colors, featuring the fire of the Titans and exemplifying power, strength, knowledge and excellence. "I feel we have developed a logo that fans throughout the state of Tennessee and around the country will embrace for years to come," Adams said.

Dec. 26 – Oilers era comes to end against Minnesota Vikings.

1999

January 1 – G Bruce Matthews and P Craig Hentrich earn All-Pro honors.

February 8 – G Bruce Matthews, P Craig Hentrich, RB Eddie George & TE Frank Wycheck represent AFC in Pro Bowl.

February 26 – Steve Walters (WR's) and Jim Washburn (DL) added to coaching staff.

April 13 – Titans unveil new uniforms and helmets before packed crowd at the new stadium.

April 17 – Titans make Florida DE Jevon Kearse their first selection in the 1999 NFL Draft.

May 3 – Veteran players tour stadium and practice facility. Mr. Adams presents pair of tickets to each stadium worker in appreciation of their hard work.

May 3 – George Henshaw promoted to Assistant Head Coach/Running game. Jim Schwartz added to staff as Defensive Assistant/Quality Control Coach.

May 8 – Final auditions determine first ever Titans cheerleading squad.

May 13 – 11-time Pro Bowl offensive lineman Bruce Matthews re-signs with team.

May 14 – Stadium lights turned on for 100-hour test.

May 17 – Titans announce that 1999 training camp will be held at Baptist Sports Park in Bellevue.

May 18 – Stadium sod is laid down.

July 8 – Adelphia Coliseum name and logo are unveiled at a downtown ceremony.

July 23 – Titans name former Minnesota Senior Vice President Jeff Diamond President and Chief Operating Officer, and agree to terms with former Pittsburgh Pro Bowl quarterback Neil O'Donnell.

July 27 – The Titans sign their first-round draft selection, Florida DE Jevon Kearse, to a multi-year contract.

August 15 – The Tennessee franchise plays its first preseason game under the name Titans, a 22-20 loss at Kansas City. The game is the first in franchise history played in a uniform other than the Oilers.



Eddie George, Frank Wycheck, Craig Hentrich and Blaine Bishop model the Titans' new uniforms in 1999.

HOME SWEET HOME

The newly-named Tennessee Titans opened their new stadium, Adelphia Coliseum (eventually to be named Nissan Stadium) with the regular season opener on Sept. 12, 1999 against the Cincinnati Bengals. The back and forth game would end with the Titans hanging on for a 36-35 win. The win would start a historic streak of 12 consecutive wins to open the new stadium. The 12 consecutive wins were the most in the modern era for a new stadium (Texas Stadium, 9 wins in 1971) and one short of the all-time record by the Buffalo Americans in 1920. The Titans first loss in their new home would come against the Baltimore Ravens on Nov. 12, 2000. The winning streak actually began in the spring of 1998, when a devastating tornado ripped through Nashville, but only gave a glancing blow to the under construction stadium and sparing it from destruction.

August 27 – Titans defeat Atlanta, 17-3, in the first preseason game at Adelphia Coliseum.

September 2 – Owner K.S. "Bud" Adams, Jr. and his wife, Nancy, announce the creation of the Tennessee Titans Foundation, an organization established to serve the charitable interests of the state of Tennessee by providing financial support and other resources to non-profit organizations, enriching and strengthening communities throughout the state. Adams donates \$500,000 to start the foundation.

September 5 – Cornerback Darryll Lewis, the team leader in interceptions in each of the past five seasons, is released.

September 12 – Al Del Greco kicks a 33-yard field goal to lift the Titans to a 36-35 win over Cincinnati in the first regular season game and victory at Adelphia Coliseum. The win, in front of 65,272 fans, is the team's first as the Titans, and quarterback Steve McNair passes for a career-high 341 yards in the victory.

September 26 – The team wins its first road contest as the Titans, a 20-19 victory at Jacksonville sealed by a Samari Rolle interception in the end zone with under a minute remaining.

October 31 – Steve McNair returns after missing five games because of a back injury to lead the Titans to defeat the previously-unbeaten St. Louis Rams, 24-21 at Adelphia Coliseum. McNair is named Miller Lite NFL Player of the Week for his performance in the victory.

December 19 - Tennessee clinches the franchise's first playoff berth since 1993 with a 30-17 win over Atlanta at Adelphia Coliseum.

December 22 – G Bruce Matthews, RB Eddie George, DE Jevon Kearse and TE Frank Wycheck are named to the AFC team for the Pro Bowl. Matthews extends his franchise records for consecutive and overall selections (12), and Kearse becomes the first rookie defensive end selected to the Pro Bowl in AFC history and the first in the NFL since 1978.

December 26 – Tennessee defeats Jacksonville for the fourth consecutive time, a 41-14 victory in which Steve McNair throws five touchdown passes. McNair earns his first AFC Offensive Player of the Week and his second

HISTORICAL HIGHLIGHTS

Miller Lite NFL Player of the Week honor this season for his efforts. The win completes the first unbeaten home regular season in club history.

2000

January 8 – In a play known as the “Music City Miracle,” Kevin Dyson returns a Frank Wycheck lateral on a kickoff return 75 yards for a touchdown, lifting the Titans to a 22-16 victory in the AFC Wild Card playoff game over the Buffalo Bills. The improbable play, which occurred with just 16 seconds remaining in the game, gives the franchise its first playoff win in Tennessee in addition to its first since 1993.

January 16 – Eddie George rushes for 162 yards, including a 68-yard touchdown run, as the Titans defeat the Indianapolis Colts, 19-16, in an AFC Divisional Playoff game at the RCA Dome.

January 23 – The Titans beat Jacksonville for the third time of the season and fifth consecutive time, using 23 second-half points en route to a 33-14 win at Alltel Stadium in Jacksonville. Steve McNair runs for two touchdowns and Derrick Mason returns a kickoff 80 yards in the win. The win sends Tennessee to its first Super Bowl in franchise history and its first AFC/AFL Championship since 1961.

January 30 – The Titans fall short in their quest to win Super Bowl XXXIV, as Kevin Dyson is stopped one yard short of the end zone on the final play of the game in a 23-16 St. Louis Rams victory.



Kevin Dyson races down the sideline in the Music City Miracle.



February 16 – The Titans sign unrestricted free agents LB Randall Godfrey (Dallas) and T Fred Miller (St. Louis).

March 7 – Mike Heimerdinger is named offensive coordinator, replacing Les Steckel.

March 13 – Craig Johnson (quality control/offense) and Ronnie Vinklarek (quality control/defense) are added to the coaching staff, while Jim Schwartz is promoted to linebackers coach.

June 15 – The Titans extend the contract of Head Coach Jeff Fisher and expand his title to Executive Vice President.

July 19 – The Titans extend the contract of RB Eddie George.

August 14 – The Titans host Monday Night Football for the first time since moving to Tennessee. A sell-out crowd of 68,072 at Adelphia Coliseum watch the Titans defeat St. Louis, 30-3, in a preseason Super Bowl XXXIV rematch.

October 16 – The Titans host their first regular season Monday Night Football game at Adelphia Coliseum, a 27-13 victory over the Jacksonville Jaguars.

November 12 – Tennessee’s NFL record of 12 consecutive victories to open a new stadium ends in a 24-23 loss to the Baltimore Ravens.

December 14 – S Blaine Bishop, RB Eddie George, T Brad Hopkins, DE Jevon Kearse, KR Derrick Mason, G Bruce Matthews, CB Samari Rolle and TE Frank Wycheck are named to the AFC team for the Pro Bowl. QB

Steve McNair is added as an alternate, giving the Titans nine players on the Pro Bowl roster, the most for the franchise since nine players were selected in 1992.

December 17 – At Cleveland, Bruce Matthews passes brother Clay on NFL games played list at 279 games. Both are honored in pre-game ceremony.

December 25 – The Titans clinch the AFC Central Division Championship with a 31-0 victory against the Dallas Cowboys, earning a 13-3 record for the second-consecutive season and home-field advantage throughout the playoffs. The defensive unit finishes the season ranked first overall in the NFL.

2001

January 7 – Baltimore defeats the Titans, 24-10, in an AFC Divisional Playoff game at Adelphia Coliseum.

February 1 – Defensive coordinator Gregg Williams is hired as head coach of the Buffalo Bills.

February 2 – Jim Schwartz is promoted to defensive coordinator.

February 6 – Gunther Cunningham, former Kansas City Chiefs head coach, is named assistant head coach defense/linebackers.

March 2 – The Titans re-sign unrestricted free agent WR/KR Derrick Mason, who set an NFL record in 2000 with 2,690 all-purpose yards.

March 7 – The Titans agree to terms with unrestricted free agent K Joe Nedney from the Carolina Panthers.

March 28 – The Titans agree to trade their first pick (29th overall) in the 2001 NFL Draft to the St. Louis Rams for defensive end Kevin Carter.

May 22 – The NFL announces its plans to realign divisions beginning in 2002, placing the Titans in the new AFC South with the Jacksonville Jaguars, Indianapolis Colts and expansion Houston Texans.

August 4 – Mike Munchak, Titans offensive line coach and former Houston Oilers guard, is inducted in the Pro Football Hall of Fame after being selected for enshrinement on Jan. 27.

September 25 – Former Nashville Kats (Arena Football League) Head Coach Pat Sperduto is hired as director of arena football league operations.

October 7 – Starting at center in Baltimore, Bruce Matthews plays in his 283rd NFL game and surpasses Jim Marshall for first place on league’s all-time list for games played among non-kickers.

December 30 – Eddie George records a season-high 130 yards rushing against Cleveland, marking the 30th 100-yard game of his career. Additionally, George becomes the first RB in franchise history to post 200 career pass receptions.

2002

January 2 – Bruce Matthews is named to his 14th consecutive Pro Bowl, tying him with Merlin Olsen for the most Pro Bowl selections in league history. Jevon Kearse also is selected for the third consecutive year.

April 5 – The team begins its fifth annual Tennessee Titans Caravan. With 16 players plus staff participating, Titans Caravan V goes on to make 64 stops, including 27 schools, in Tennessee, Kentucky and Alabama over a two-week period.

April 20 – The Titans select DT Albert Haynesworth with their first pick (15th overall) in the 2002 NFL Draft.

April 30 – Titans owner K.S. “Bud” Adams announces that he has purchased an expansion Arena Football League team that will begin play in Nashville in 2004. The team will keep the name of the previous AFL team that played in Nashville, the Nashville Kats.

May 15 – The Titans reach an agreement with Citadel Communications to move the Titans’ flagship radio station to Nashville’s 103 WKDF (103.3 FM).

June 4 – The Titans reach a tentative agreement with Adelphia Business Solutions to have Adelphia’s name removed from the coliseum, pending court approval.

July 15 – Offensive lineman Bruce Matthews officially announces his NFL retirement from the offices of Titans owner K.S. “Bud” Adams, Jr., in Houston, Texas

December 1 – RB Eddie George becomes franchise’s all-time leading rusher, passing Earl Campbell, in victory at New York Giants.

December 8 – Former Titans/Oilers offensive lineman Bruce Matthews is inducted into Titans’ Hall of Fame and has his jersey retired during special

HISTORICAL HIGHLIGHTS

halftime ceremony during Colts game.

December 22 – Titans clinch inaugural AFC South Division with 28-10 victory at Jacksonville.

December 29 – Titans go undefeated in inaugural AFC South division with 13-3 victory at Houston, securing a first-round bye in playoffs. The Titans become NFL's third team to advance to playoffs after starting their season 1-4.

2003

January 1 – QB Steve McNair finishes third in league MVP voting behind Rich Gannon and Brett Favre.

January 11 – Titans defeat Steelers 34-31 in bruising AFC Divisional Playoff Game.

January 19 – Titans play in franchise's fourth AFC Championship Game, but fall short at Oakland, 41-24.

January 25 – Former Houston Oilers DE Elvin Bethea named to the Pro Football Hall of Fame's 2003 class.

February 3 – Head coach Jeff Fisher coaches the AFC to a 45-20 victory in Pro Bowl.

February 7 – Titans president Jeff Diamond signs a new one-year contract.

June 25 – Head coach Jeff Fisher agrees to terms on a long-term contract extension.

December 7 – Frank Wycheck becomes the fourth tight end in NFL history to record 500 career receptions in Tennessee's 29-27 loss at home to Indianapolis.

December 7 – WR Derrick Mason catches six passes for 64 yards at home vs. Indianapolis to record his third consecutive 1,000-yard receiving season.

December 18 – The NFL announces that four Titans are going to the 2004 Pro Bowl – QB Steve McNair (named the starter), along with LB Keith Bulluck, WR Derrick Mason, and P Craig Hentrich. OT Brad Hopkins would later be named to the Pro Bowl as a reserve.

December 21 – QB Steve McNair leads a miraculous comeback at Houston, throwing the game-winning touchdown to Drew Bennett with 17 seconds left in Tennessee's 27-24 victory on the road. In the process, McNair surpasses 3,000 passing yards for the season, joining Warren Moon as only the second QB in franchise history to do so four times.

December 28 – Recently re-signed QB Neil O'Donnell starts following injuries to Steve McNair and Billy Volek. He threw for 232 yards and a pair of touchdowns in Tennessee's season-ending 33-13 victory over the defending Super Bowl Champion Tampa Bay Buccaneers. It marked O'Donnell's last NFL game as he would announce his retirement following the season. Eddie George becomes the 17th running back in NFL history to record 10,000 rushing yards in the team's victory over the Bucs. George rushes for 87 yards to push him over the 1,000-yard rushing mark for the seventh time in his eight NFL seasons. It marked the final regular season game and the final home game for George as a Titan.

2004

January 2 – QB Steve McNair named NFL's co-MVP along with Colts QB Peyton Manning. Each player receives 16 votes from a national panel of 50 journalists.

January 3 – Titans defeat Ravens 20-17 in AFC Wild Card Playoff Game in Baltimore.

January 10 – Titans fall at New England in AFC Divisional Playoff Game, the coldest playoff game in franchise history (four degrees, minus 10 wind chill).

January 11 – K Gary Anderson, the NFL's all-time leading scorer (2,346 points), announces his retirement after 22 seasons.



Joe Nedney's field goal beats Steelers.



Steve McNair is named NFL co-MVP at the conclusion of the 2003 season.

January 20 – Titans owner K.S. "Bud" Adams re-assumes team president role after Jeff Diamond's contract expires.

January 23 – TE Frank Wycheck announces his retirement from the NFL after 11 seasons in the league.

April 24 – Titans select a league-high 13 players in the 2004 NFL Draft, including three players in the second round (the team traded its first-round pick) – TE Ben Troupe, DE Travis LaBoy and DE Antwan Odom.

July 22 – Titans release RB Eddie George.

September 11 – The Titans season opener at Miami is played on Saturday instead of Sunday due to impending Hurricane Ivan. Titans running back Chris Brown rushes for 100 yards in his first NFL start en route to the team's 17-7 victory.

October 11 – On Monday Night Football, Steve McNair quarterbacks the Titans to a 48-27 victory over Green Bay to give him 71 career wins as a starter, surpassing Warren Moon's previous franchise record of 70 victories. The 48 points set a Lambeau Field record for a visiting team. Also in the game, running back Chris Brown carries 27 times for 148 yards and two touchdowns, joining Stump Mitchell (St. Louis Cardinals) and Don Calhoun (New England Patriots) to become the third player in NFL history to gain 100 or more rushing yards in four of his first five NFL starts.

December 13 – Running back Chris Brown totals 91 yards against Kansas City to become the franchise's eighth player to eclipse 1,000 season rushing yards. He finishes the season with 1,067 yards on 220 carries.

December 19 – Titans quarterback Billy Volek becomes fourth quarterback in NFL history to pass for 400 or more yards in two consecutive games after passing for 426 yards against Kansas City (12/13) and 492 yards at Oakland (12/19). The 918-yard total is the second-best two-game total in NFL history behind Phil Simms' record of 945 yards (1985).

2005

January 28 – The Arena Football League's Nashville Kats begin play under owner K.S. "Bud" Adams, Jr., winning 47-38 at the Columbus Destroyers.

February 9 – University of Southern California assistant Norm Chow is hired as Titans offensive coordinator after a 32-year career in college football.

February 21 – Titans part ways with six veterans – K Joe Nedney, DE Kevin Carter, CB Samari Rolle, RB/FB Robert Holcombe, T Fred Miller and WR Derrick Mason – due to salary cap concerns.

April 23 – Titans select West Virginia cornerback Adam "Pacman" Jones with the sixth overall pick in the 2005 NFL Draft.

May 6 – Titans owner K.S. "Bud" Adams, Jr. pledges \$600,000 over three years for scholarship program that provides money for college for one student-athlete from every high school in Tennessee.

September 6 – Through his foundation, quarterback Steve McNair organizes a relief drive for victims of Hurricane Katrina. Titans fans respond in droves, arriving at LP Field to fill over 20 tractor trailers worth of goods to be sent to the Gulf Coast region.

September 18 – Titans General Manager Floyd Reese becomes the first GM in team history to record 100 wins as the Titans defeat the Ravens by a score of 25-10.

October 9 – Head Coach Jeff Fisher becomes the 34th coach in NFL history and the first in franchise history to notch 100 wins as the Titans win at Houston by a score of 34-20. Also in the game, quarterback Steve McNair became the 49th player in NFL history and second player in franchise history to reach 25,000 career passing yards.



Eddie George salutes the fans following his final home game as a Titan.

HISTORICAL HIGHLIGHTS

2006

February 12 – Titans defensive end Kyle Vanden Bosch plays in his first career Pro Bowl. In his first season with the Titans, Vanden Bosch finished fourth in the NFL with 12.5 sacks, the most by a team member since 1999.

February 24 – K.S. "Bud" Adams, Jr. is inducted into the Tennessee Sports Hall of Fame.

March 13-15 – After a delay to the start of the NFL year due to collective bargaining talks between the league and the NFL Players Association, the Titans strike quickly in the initial days of free agency. They agree to terms with four veteran unrestricted free agents – linebacker David Thornton (Indianapolis), wide receiver David Givens (New England), center Kevin Mawae (N.Y. Jets) and safety Chris Hope (Pittsburgh) – within a three day span.

April 29 – Titans select quarterback Vince Young out of the University of Texas with the third overall pick in the 2006 NFL Draft.

June 6 – Titans and Louisiana Pacific Corporation reach an agreement on a new naming rights sponsorship that calls for the team's home stadium to be named LP Field. LP obtains the naming rights for 10 years.

June 9 – Titans trade quarterback Steve McNair to the Baltimore Ravens in exchange for a fourth-round draft choice in 2007.

June 14 – Offensive tackle Brad Hopkins announces his retirement from the NFL. Hopkins retires after playing in 194 games, the third-most in franchise history at the time (Matthews, Bethea). His 188 starts were the second-most in team history for an offensive lineman (Matthews).

July 29 – Titans sign first-round pick, QB Vince Young.

August 26 – Steve Underwood promoted to Senior Executive Vice President/Chief Operating Officer.

August 5 – Former Houston Oilers QB Warren Moon is inducted into the Pro Football Hall of Fame.

November 26 – Trailing 21-0 entering the fourth quarter, Vince Young leads the Titans to 24 unanswered points, posting the largest comeback by a rookie QB in NFL history. Rob Bironas' 49-yard field goal caps the stunning victory over the Giants at LP Field.

December 3 – Rob Bironas kicks franchise-long 60-yard field goal to beat the Colts, 20-17, at LP Field. The 60-yarder tied Steve Cox and Morten Andersen for the fourth-longest field goal in NFL history.

December 10 – Vince Young returns to his hometown and runs for a 39-yard touchdown in overtime to defeat the Texans, 26-20, at Reliant Stadium.

December 31 – Titans exercise 2007 option on head coach Jeff Fisher's contract.

2007

January 3 – Vince Young named the Associated Press Offensive Rookie of the Year.

January 5 – After 13 seasons at the helm, Floyd Reese resigns as general manager of the Titans.

February 1 – Vince Young named Diet Pepsi NFL Rookie of the Year.

February 3 – Former offensive lineman Bruce Matthews becomes the first franchise player that wore the Titans uniform to be voted into the Pro Football Hall of Fame.

February 10 – Vince Young becomes the first rookie quarterback in NFL history to play in the Pro Bowl.

February 12 – Titans name former Oilers safety Mike Reinfeldt the team's new General Manager.

February 28 – Vincent Marino hired from NFL office as Senior Director of Football Administration.

April 10 – NFL suspends Adam "Pacman" Jones for 2007 season.

April 28 – Titans select Texas DB Michael Griffin with the 19th overall pick in the NFL Draft.

August 4 – Bruce Matthews inducted into Pro Football Hall of Fame.

August 4 – NFL Commissioner Roger Goodell visits Titans training camp.

September 24 – Keith Bulluck intercepts a career-high three passes as the Titans cruise to a 31-14 victory at New Orleans on Monday Night Football.

October 21 – Rob Bironas kicks an NFL-record eight field goals, including a game-winning 29-yarder, as the Titans defeat the Houston Texans 38-36 at Reliant Stadium.

December 30 – Titans win last three regular season games, including a 16-10 victory at Indianapolis in the season finale to clinch the AFC's final playoff spot and the team's first postseason berth since 2003.

2008

January 6 – Vince Young becomes the youngest quarterback in franchise history to start in playoffs as the Titans fall 17-6 at San Diego in an AFC Wild Card game.

January 15 – Titans release offensive coordinator Norm Chow of his duties.

January 17 – Titans hire Mike Heimerdinger as offensive coordinator.

February 10 – Albert Haynesworth, Kyle Vanden Bosch and Rob Bironas play in Pro Bowl.

February 20 – Titans use franchise tag on DT Albert Haynesworth.

March 6 – Titans sign former Eagles DE Jevon Kearse as unrestricted free agent.

March 27 – Veteran guard Benji Olson announces retirement after 10 NFL seasons.

April 5 – Titans unveil new logo to celebrate team's 10th anniversary.

April 17 – Titans hold press conference honoring retirement of former franchise QB Steve McNair.

April 26 – Titans select East Carolina RB Chris Johnson with first pick (24th overall) in NFL Draft.

April 26 – Titans trade CB Pacman Jones to Dallas Cowboys for fourth-round draft pick and additional considerations (resulted in 4th-round pick in 2009 from Titans to Cowboys).

July 25 – The Titans reach a one-year contract agreement with franchised free agent defensive tackle Albert Haynesworth.

September 7 – On the same day Titans owner K.S. "Bud" Adams, Jr. is added to the Titans/Oilers Hall of Fame, he unveils a Titans/Oilers Ring of Honor at LP Field during the season opener against Jacksonville. The initial members of the Ring of Honor include Adams, Elvin Bethea, George Blanda, Earl Campbell, Mike Holovak, Ken Houston, Mike Munchak, Jim Norton, Warren Moon and Bruce Matthews.

September 21 – Cornerback Cortland Finnegan sets a club record with a 99-yard INT return for a TD in a win against the Houston Texans.

September 28 – A 30-17 victory over the Minnesota Vikings at LP Field gives the Titans four consecutive wins to open the season for the first time in franchise history.

October 19 – In a 34-10 victory at Kansas City, the Titans set a franchise rushing record with 332 rushing yards, including 168 yards by Chris Johnson and 149 yards by LenDale White.

October 27 – At halftime of a Monday night game against the Colts at LP Field, the Titans induct Steve McNair, Eddie George and Frank Wycheck to the Titans/Oilers Hall of Fame and the Ring of Honor.

November 2 – On a day in which the Titans win in overtime against the Green Bay Packers, the club celebrates its 100th consecutive sellout at LP Field, including every preseason, regular season and playoff game from the time the stadium opened in 1999.

November 16 – With a 24-14 win at Jacksonville, the Titans win their 10th consecutive game to open the 2008 season and their 13th consecutive regular season game dating back to the last three regular season games of 2007.

November 27 – At Detroit on Thanksgiving, the Titans defeat the Lions 47-10, the team's seventh-highest margin of victory of all-time and Detroit's highest margin of defeat on Thanksgiving.

December 7 – The Titans clinch the AFC South title with a 28-9 victory over the Cleveland Browns at LP Field. It is the ninth division crown in club history.

December 16 – Six Titans are selected to the Pro Bowl – center Kevin Mawae, left tackle Michael Roos, running back Chris Johnson, defensive tackle Albert Haynesworth, safety Chris Hope and



Jevon Kearse celebrates the Titans' 10-0 start in 2008.

HISTORICAL HIGHLIGHTS

cornerback Cortland Finnegan. Additionally, quarterback Kerry Collins and safety Michael Griffin are named to the roster at a later date as alternates.

December 31 – The Titans defeat the Pittsburgh Steelers 31-14 to secure home-field advantage throughout the AFC Playoffs and tie the franchise record for most regular season wins (13).

2009

February 1 – Nancy Adams, co-owner, vice chairman of the board and wife of K.S. “Bud” Adams, Jr., passes away in Houston at the age of 84.

February 12 – Chuck Cecil is elevated from secondary coach to defensive coordinator, replacing Jim Schwartz, who was hired as head coach by the Detroit Lions.

April 1 – The Titans unveil a new logo to celebrate the club’s 50th season, incorporating the Oilers’ oil derrick logo with the fireball logo and the number 50.

March 2 – The Titans sign unrestricted free agent wide receiver Nate Washington from the Pittsburgh Steelers.

April 25 – The Titans select Rutgers WR Kenny Britt with the 24th overall selection in the 2009 NFL Draft, the first of 11 Titans draft choices.

July 4 – Former Titans quarterback Steve McNair is shot and killed in Nashville.

July 8-9 – The Titans open LP Field to the public for fans to pay their respects to Steve McNair. On July 9, a memorial service is held at Mt. Zion Baptist Church in Whites Creek, Tenn.

July 11 – After a funeral service at Reed Green Coliseum in Hattiesburg, Miss., Steve McNair’s body is laid to rest at Griffith Cemetery, approximately 20 miles from his home in Mt. Olive, Miss.

August 3 – The Titans celebrate the 50th anniversary (Aug. 3, 1959) of K.S. “Bud” Adams, Jr.’s announcement of Houston’s entry in the American Football League.

August 6 – The Titans announce that they will wear a “9” helmet sticker during the season to honor the late Steve McNair. The sticker appears on the back of the helmet and remains in place throughout the entire 2009 season.

August 9 – In a 21-18 Hall of Fame Game victory over the Buffalo Bills in Canton, Ohio, the Titans debut their 50th anniversary “legacy” uniforms. They wear the uniforms a total of four times in 2009.

October 18 – The Titans suffer the worst loss in franchise history at New England, losing 59-0 in their sixth consecutive loss to open the season. After a bye the next week, they win five consecutive games and finish at 8-8, becoming the only team in NFL history to win more than six games after starting the season at 0-6.

November 1 – At LP Field, Chris Johnson rushes for 228 yards in a victory over the Jacksonville Jaguars to set a new franchise single-game rushing record.

November 29 – Quarterback Vince Young leads a 99-yard drive in the final minutes of a game against the Arizona Cardinals to give the Titans a 20-17 win at LP Field. Young connects with rookie wide receiver Kenny Britt on a 10-yard touchdown pass as time expires.

2010

January 3 – With a 134-yard rushing performance in the season finale at Seattle, running back Chris Johnson becomes the sixth player in NFL history to reach 2,000 rushing yards in a season. Totalling 2,006 yards on 358 carries, he joined Eric Dickerson, Jamal Lewis, Barry Sanders, Terrell Davis and O.J. Simpson as the only players to accomplish the feat. He also set a new team single-season rushing record (Earl Campbell), and he became the NFL’s new single-season leader in total yards from scrimmage (2,509), surpassing Marshall Faulk’s former record. The Titans defeat the Seahawks 17-13.

January 13 – Running back Chris Johnson is named Associated Press NFL Offensive Player of the Year.

February 18 – The Titans’ all-time leading punter, Craig Hentrich, announces his NFL retirement.

April 22 – The Titans select Georgia Tech defensive end Derrick Morgan with the 16th overall pick in the NFL Draft.

October 24 – The Titans open the season with a 5-2 start after defeating the Philadelphia Eagles 37-19. Wide receiver Kenny Britt amasses the fifth-

most receiving yards in franchise history with 225 yards on a career-high seven receptions with three touchdowns.

November 21 – Marc Mariani returns a punt 87 yards for a touchdown against Washington becoming just the second Titans/Oilers player to record a punt return and a kickoff return for touchdowns in the same regular season.



Johnson poses with offensive players and coaches after becoming just the sixth player in NFL history to reach 2,000 yards rushing in a season.

2011

January 21 – The Titans release defensive coordinator Chuck Cecil of his duties.

January 28 – The Titans and head coach Jeff Fisher agree to part ways.

February 7 – The Titans name Mike Munchak the 16th head coach in franchise history.

February 8 – The Titans release offensive coordinator Mike Heimerdinger of his duties.

February 12 – The Titans hire Jerry Gray as defensive coordinator.

February 15 – The Titans hire Chris Palmer as offensive coordinator.

March 4 – The Collective Bargaining Agreement between the NFL and the Players Association expires.

March 11 – NFL players are locked out of team facilities due to the collective bargaining stalemate between the clubs and NFL Players Association.

April 28 – The Titans select Washington quarterback Jake Locker with the eighth overall pick in the NFL Draft.

July 25 – The lockout ends after a new CBA is reached.

July 28 – The Titans terminate quarterback Vince Young’s contract.

July 29 – On the day players report to training camp, the Titans sign unrestricted free agent quarterback Matt Hasselbeck. In total, within a week of the lockout ending, the Titans sign contracts with nine draft choices, 14 rookie free agents, three restricted free agents and eight unrestricted free agents.

September 1 – The Titans and Chris Johnson agree to terms on a new, multi-year contract, ending the running back’s holdout.

September 18 – Mike Munchak notches his first victory as a head coach as the Titans defeat the Baltimore Ravens 26-13 at LP Field.

October 19 – The Titans and Nashville Mayor Karl Dean announce proposed renovation plans for LP Field, including much larger and sharper video screens, a greatly enhanced sound system, elevators to provide service for upper deck seat holders, and general improvements to LP Field infrastructure. The team announces that the improvements would not require new revenues, but instead will be covered by user fees already being collected.

December 7 – Metro Council approves a bond issuance of up to \$28 million to finance renovations at LP Field.

2012

January 1 – With a 23-22 victory in the season finale at Houston, the franchise records its 400th all-time win in the regular season and

HISTORICAL HIGHLIGHTS

playoffs, all under the ownership of K.S. "Bud" Adams, Jr. In the victory, Matt Hasselbeck eclipses 3,500 passing yards on the season and Nate Washington reaches the 1,000-yard receiving mark. Additionally, Chris Johnson records 1,000 rushing yards for the fourth consecutive season.

January 18 – The Titans elevate Mike Reinfeldt to senior executive vice president/chief operating officer and Ruston Webster to executive vice president/general manager. Lake Dawson is promoted to vice president of player personnel.

February 4 – Titans Owner K.S. "Bud" Adams, Jr. is named the first winner of the NFL's Salute To Service Award. Adams is recognized at the NFL Honors event for his outstanding efforts in supporting U.S. service members and veterans.

March 5 – The Titans use the franchise tag on safety Michael Griffin, who was scheduled to become an unrestricted free agent on March 13.

April 26 – The Titans select Baylor wide receiver Kendall Wright with the 20th overall pick in the 2012 NFL Draft.

June 19 – The Titans reach an agreement with franchise player Michael Griffin on a long-term contract.

July 30 – Wide receiver O.J. Murdock is found dead in Tampa, Fla., of a self-inflicted wound.

August 3 – Former Titans linebacker Keith Bulluck announces his retirement from the NFL during a press conference at Baptist Sports Park.

September 23 – In a 44-41 overtime victory over the Detroit Lions, the Titans become the first team in NFL history to score five touchdowns of 60 yards or longer in a game, reaching the end zone on a punt return by Tommie Campbell, a kickoff return by Darius Reynaud, a fumble return by Alterraun Verner and touchdown receptions by Jared Cook and Nate Washington. Locker passes for 378 yards in his first career win as a starter.

November 26 – The Titans dismiss offensive coordinator Chris Palmer and name quarterbacks coach Dowell Loggains as the new offensive coordinator.

December 17 – In a 14-10 victory over the New York Jets on *Monday Night Football*, Chris Johnson sets a franchise record with a 94-yard touchdown run.

December 30 – The Titans defeat the Jacksonville Jaguars 38-20 and become the first team in NFL history with two punt return touchdowns (both by Darius Reynaud) and two interception return touchdowns (both by Zach Brown) in the same game. They also become only the second team in NFL history with four total return touchdowns in a game.

December 31 – Mike Reinfeldt is dismissed as senior executive vice president/chief operating officer.

2013

February 2 – Former Oilers defensive tackle Curley Culp is selected for enshrinement in the Pro Football Hall of Fame.

March 14 – The Titans sign tight end Delanie Walker as an unrestricted free agent from the San Francisco 49ers.

April 1 – Former Oilers head coach Jack Pardee passes away.

July 11 – Titans team headquarters is renamed Saint Thomas Sports Park after Saint Thomas Hospital announces it is renaming its Baptist Hospital properties.

October 18 – Former Oilers head coach Bum Phillips passes away.

October 21 – At his home in Houston, Titans Founder, Owner, Chariman of the Board, President and CEO K.S. "Bud" Adams, Jr. passes away from natural causes at the age of 90. Called a "pioneer and innovator" by NFL Commissioner Roger Goodell upon his death, Adams was in his 54th year leading the organization.

October 28 – K.S. "Bud" Adams, Jr. is entombed at Forest Park Westheimer Cemetery in Houston.

October 29 – The Titans announce Tommy Smith will be team president and chief executive officer; Susie Adams Smith and Amy Adams Hunt will serve as co-chairpersons; and Kenneth Adams IV will join the Titans board as a director.

2014

January 4 – The Titans and head coach Mike Munchak agree to part ways.

January 13 – San Diego Chargers offensive coordinator and former

Arizona Cardinals head coach Ken Whisenhunt is hired as the 17th head coach in Titans/Oilers history.

April 4 – The Titans release running back Chris Johnson.

May 8 – The Titans select Michigan tackle Taylor Lewan with the 11th overall pick in the 2014 NFL Draft.

2015

March 20 – President and CEO Tommy Smith announces he is retiring from that role. The Titans begin the search process for a new team CEO/president and install Steve Underwood as interim president.

April 30 – The Titans select Oregon quarterback Marcus Mariota with the second overall pick in the 2015 NFL Draft.

June 25 – The Titans and Nissan announce a 20-year agreement to rename the team's home venue Nissan Stadium.

September 1 – Following a bout with cancer, 85-year-old Titans scout C.O. Brocato dies. Brocato spent 40 years with the organization after joining the club in 1975.

September 13 – Quarterback Marcus Mariota makes his regular season debut, completing 13 of 15 passes for 209 yards with four touchdowns and no interceptions (158.3 passer rating). He becomes the second rookie in NFL history to throw four touchdown passes in a season opener, joining Fran Tarkenton (1961).

November 3 – The Titans relieve head coach Ken Whisenhunt of his duties and name assistant head coach/tight ends Mike Mularkey as interim head coach for the remainder of the season.

2016

January 4 – The Titans relieve general manager Ruston Webster of his duties. Steve Underwood is named as the team's president and chief executive officer on a permanent basis, with the interim tag removed from his title.

January 14 – The Titans hire Tampa Bay Buccaneers director of player personnel Jon Robinson as general manager.

January 16 – Mike Mularkey is named as the 18th head coach in franchise history, taking over the role after serving the final nine games of 2015 as the interim head coach.

April 14 – Two weeks prior to the 2016 NFL Draft, the Titans trade the first overall pick to the Los Angeles Rams. The Titans also deal a fourth-round pick and a sixth-round pick in the deal. In exchange, the Titans receive a first-round pick (15th overall), a pair of second-round picks and a third-round pick in 2016, plus the Rams' 2017 first- and third-rounders.

December 20 – Running back DeMarco Murray, tight end Delanie Walker, tackle Taylor Lewan, outside linebacker Brian Orakpo and defensive tackle Jurrell Casey are named to the Pro Bowl, giving the Titans five or more Pro Bowl selections for the first time since 2008.

2017

January 5 – Jon Robinson is promoted to executive vice president/general manager.

April 27 – The Titans select wide receiver Corey Davis (fifth overall) and cornerback Adoree' Jackson (18th overall) in the first round of the 2017 NFL Draft, marking the first time the team makes two picks in the first round since 1987.

December 19 – Defensive tackle Jurrell Casey, punter Brett Kern and tackle Taylor Lewan are named to the Pro Bowl. Safety Kevin Byard, special teamer Brynden Trawick and tight end Delanie Walker are later named to the squad, giving the Titans five or more Pro Bowl selections in consecutive seasons.

December 31 – The Titans clinch their 22nd playoff berth in franchise history with a 15-10 victory over the Jacksonville Jaguars in the regular season finale at Nissan Stadium.

2018

January 6 – The Titans open the NFL postseason with a 22-21 win over the Kansas City Chiefs at Arrowhead Stadium, giving the franchise its first postseason win since Jan. 3, 2004. After the Titans trailed 21-3 at the start of the second half, their victory tied for the second-largest comeback by a road team in NFL playoff history.

HISTORICAL HIGHLIGHTS



Controlling owner Amy Adams Strunk, along with current and former Titans players, unveiled the team's new uniforms on April 4, 2018.

January 15 – The Titans and head coach Mike Mularkey agree to part ways.

January 20 – Houston Texans defensive coordinator Mike Vrabel is hired as the 19th head coach in Titans/Oilers history.

February 3 – Former Oilers outside linebacker Robert Brazile is elected to the Pro Football Hall of Fame (inducted Aug. 4, 2018).

April 4 – In downtown Nashville, the Titans unveil new uniforms in front of an estimated audience of 15,000-20,000 fans. The event marked the first significant uniform alterations for the club since 1999.

May 23 – In Atlanta at the annual Spring League Meeting, the NFL announces that the 2019 NFL Draft will take place in Nashville.

September 9 – The Titans and Dolphins open the 2018 season with a seven-hour, 10-minute contest, the longest NFL game since the 1970 merger. The game features two separate lightning delays that totaled three hours and 59 minutes.

October 21 – The Titans travel to London to face the Los Angeles Chargers at Wembley Stadium. The contest marks the franchise's first regular season game at an overseas location.

December 6 – Running back Derrick Henry sets a franchise record with 238 rushing yards and ties a franchise mark with four rushing touchdowns, including an NFL-record-tying 99-yard rushing score against Jacksonville.

December 20 – Defensive tackle Jurrell Casey, punter Brett Kern and tackle Taylor Lewan are named to the Pro Bowl.

2019

February 2 – Former Titans center Kevin Mawae is elected to the Pro Football Hall of Fame (inducted Aug. 3, 2019).

April 25-27 – The 2019 NFL Draft is held in downtown Nashville. Nashville shatters a draft record with more than 600,000 fans attending during the three-day event and sets another draft record with more than 47.5 million television viewers. For the city of Nashville, the event generated a record \$133 million in direct spending, a 79 percent increase over the previous draft in Dallas (\$74 million). The economic impact was another record-breaker at \$224 million, also a 79 percent increase over the \$125 million in 2018.



The 2019 NFL Draft was held in downtown Nashville.

April 25 – The Titans select Mississippi State defensive lineman Jeffery Simmons with the 19th overall pick in the first round of the 2019 NFL Draft.

June 12 – Titans controlling owner Amy Adams Strunk announces that the franchise will retire Steve McNair's No. 9 jersey and Eddie George's No. 27 jersey.

July 30 – Titans controlling owner Amy Adams Strunk announces \$450,000 in grant funding to 10 local non-profit organizations in the spaces of education, African American history and culture, social justice, diversionary and re-entry programs, immigrant outreach and domestic violence and sexual assault. The National Museum of African American Music and the NAACP Freedom Fund each receive \$100,000 grants.

September 15 – During a halftime ceremony in a game against the Indianapolis Colts, the Titans retire Steve McNair's No. 9 jersey and Eddie George's No. 27 jersey.

November 13 – The Titans announce plans to begin a 60,000-square-foot expansion of Saint Thomas Sports Park, nearly doubling the footprint of the team's headquarters in Nashville.

December 13 – The Titans hold a groundbreaking ceremony for the expansion of Saint Thomas Sports Park. Controlling owner Amy Adams Strunk is joined by Tennessee Governor Bill Lee and U.S. Senators Lamar Alexander and Marsha Blackburn.

December 29 – The Titans conclude the 2019 season with a 35-14 victory at Houston. They finish the regular season 9-7 and clinch a wild card playoff berth. Derrick Henry rushes for 211 yards (fifth-most in franchise history) and three touchdowns, and in the process, he captures the 2019 NFL rushing title with 1,540 rushing yards. A.J. Brown's 124 yards in the game make him the franchise's third 1,000-yard rookie receiver (Bill Groman and Ernest Givins).

2020

January 4 – The Titans defeat the New England Patriots 20-13 in a wild card game. Derrick Henry rushes for 182 yards to set a new franchise postseason record.

January 11 – The Titans defeat the Baltimore Ravens 28-12 in a divisional playoff game. Derrick Henry rushes for 195 yards to establish a franchise postseason record for the second consecutive week.

January 19 – The Titans play at Kansas City in their first AFC Championship Game since Jan. 19, 2003. Their playoff run comes to an end with a 35-24 loss to the Chiefs.

March 4 – The Titans Foundation and controlling owner Amy Adams Strunk announce a donation of \$1 million to The Community Foundation of Middle Tennessee following the devastation of an EF-3 tornado that swept through the region on the night of March 2-3. The NFL Foundation also contributes \$250,000. On March 6, Titans players and staff members volunteer with the cleanup and relief effort in Nashville.

March 15 – A new collective bargaining between the NFL and NFL Players Association is ratified. The agreement runs through the 2030 season.

March 15 – The Titans announce a multi-year contract extension with quarterback Ryan Tannehill.

March 16 – The NFL announces the postponement of all in-person offseason programs in response to the coronavirus pandemic. Teams are later given the option of conducting virtual offseason programs but are prohibited from gathering at team facilities for the duration of the offseason.

March 16 – The Titans place the franchise tag on running back Derrick Henry and later come to terms on a long-term contract agreement.

April 23 – The 2020 NFL Draft is held in a virtual setting with all team personnel and draftees at their own homes due to the COVID-19 pandemic.

May 8 – The Titans elevate Burke Nihill to team president/CEO after Steve Underwood announces his retirement from a full-time role.

June 11 – Titans controlling owner Amy Adams Strunk adds her voice and the voice of the organization to support the peaceful protests calling for equality and denouncing racism in the wake of the death of George Floyd. "Hearts, minds and institutions need to change throughout our country," she says. "Those who face racism need to be heard, and more importantly, understood by those who haven't listened before ... Hearing our players and coaches speak over the last two weeks has been constructive to this vital discussion. I support our players using peaceful protests and their platforms to advance us as a nation. I would encourage those who

HISTORICAL HIGHLIGHTS



haven't thought about these issues before to understand the pain, anger and frustration of the black community. Black lives matter. We should all agree on that."

July 25 - The NFL cancels all 2020 preseason contests and modifies all team's training camps because of safety protocols involving the COVID-19 pandemic. However, the 2020 regular season starts as scheduled.

October 13 - The Titans defeat the Buffalo Bills 42-16 at Nissan Stadium in the NFL's second Tuesday game since 1946. Positive COVID-19 test results force the Titans to close their headquarters on Tuesday, Sept. 29, and reschedule their game with the Pittsburgh Steelers. The facility does not reopen until Saturday, Oct. 10. Following just three days of in-person activities, the Titans take the field against the previously unbeaten Bills and win convincingly. At the time of the Bills game, the Titans had eight players on their reserve/COVID-19 lists, including five from their active/inactive roster. At the outbreak's peak, there were a total of 14 players on the reserve/COVID-19 lists.

December 18 - The Titans and the City of Nashville announce that they are engaged in formal discussions regarding the future of Nissan Stadium. The discussions aim to secure the Titans' future in Nashville and facilitate the creation of a new Nashville neighborhood surrounding the facility.

2021

January 3 - The Titans clinch the AFC South division crown with a 41-38 victory over the Houston Texans after practice squad call-up kicker Sam Sloman bounces a 37-yard field goal attempt off the right upright and through as time expires in regulation. It gives the Titans their first AFC South championship since 2008. In the victory, Derrick Henry captures his second consecutive NFL rushing title after posting a franchise-record 250 rushing yards. He accumulates 2,027 rushing yards on the 2020 season, making him just the eighth player in NFL history to reach the 2,000-yard rushing mark.

February 6 - Running back Derrick Henry is named Associated Press NFL Offensive Player of the Year.

June 6 - The Titans acquire wide receiver Julio Jones in a trade with the Atlanta Falcons. The Titans send a 2022 second-round pick and a conditional 2023 fourth-round selection to Atlanta in exchange for Jones and a 2023 sixth-round pick.

September 26 - The Titans induct former Oilers coach O.A. "Bum" Phillips into the franchise's Ring of Honor. Phillips was the personification of the 'Luv Ya Blue Era' as the head coach of the Oilers for six seasons (1975-80). Upon leaving the organization, he owned a .608 winning percentage (59-38), the best at that time by any Oilers head coach with at least two full seasons.

November 21 - The Titans induct former head coach Jeff Fisher and former general manager Floyd Reese into the franchise's Ring of Honor. Fisher is the winningest coach in franchise history, amassing 147 wins from 1994-2010 and the team's only Super Bowl appearance following the 1999 season. Reese had a 21-year run (1986-2006) with the Oilers/Titans as a coach and executive and is the winningest general manager in franchise history.

2022

January 2 - The Titans defeat the Miami Dolphins 34-3 at Nissan Stadium, clinching their second consecutive AFC South division title. It marks the organization's first back-to-back division titles since the Oilers won the AFL Eastern division each season from 1960 to 1962.

January 9 - The Titans finish the 2021 regular season with a 28-25 victory at Houston and in the process earned the No. 1 seed in the AFC playoffs for the first time since 2008. The Titans set an NFL record for a non-strike year by using 91 total players in 2021.

February 10 - Mike Vrabel is named the Associated Press NFL Coach of the Year, becoming the franchise's first head coach to accomplish the feat. He also earned NFL Coach of the Year honors from the Pro Football Writers of America, Sporting News, 101 Awards and the NFL on FOX Awards.

April 28 - During the first round of the 2022 NFL Draft, the Titans trade wide receiver A.J. Brown to the Philadelphia Eagles in exchange for a first-round pick (18th overall) and a third-round pick (101st overall).

October 18 - Former Titans tight end Delanie Walker announces his retirement at Nissan Stadium. He finishes his career as a three-time Pro Bowl selection (2015-17), four-time captain and two-time Walter Payton NFL Man of the Year nominee (2013, 2015).

October 20 - At Tennessee State University, the Titans announce a new community benefits platform with 16 local and regional organizations. The



ONE Community platform includes multi-faceted programs to reach many of Nashville's most underserved communities with a focus on three areas: Opportunity, Neighborhoods and Education.

October 30 - At Houston, running back Derrick Henry rushes for 219 yards and two touchdowns, giving him 75 total career touchdowns to break Eddie George's franchise record (74).

December 6 - The Titans part ways with general manager Jon Robinson. Vice president of player personnel Ryan Cowden will lead the player personnel department for the remainder of the 2022 season.

2023

January 18 - Former San Francisco 49ers director of player personnel Ran Carthon is hired as the 14th general manager in franchise history.

January 31 - The Titans announce that a monofilament, synthetic turf playing surface will be installed at Nissan Stadium, citing a review of both injury data and the growth patterns of natural grass in the region leading to the decision.

February 24 - The Titans and Nashville Mayor John Cooper submit an agreement for approval by the Nashville Metro Council to build a new, enclosed stadium on Nashville's East Bank.

April 11 - The Titans announce a multi-year contract extension with defensive tackle Jeffery Simmons.

April 26 - The Titans receive final approval from the Metropolitan Nashville Council with a 26-12 vote to move forward with plans to build a new, enclosed stadium set on Nashville's East Bank. The stadium agreement includes a new 30-year lease and non-relocation pact between the Titans and the Nashville Sports Authority. The terms remove the previous obligation of Nashville's General Fund to maintain and upgrade the

HISTORICAL HIGHLIGHTS

stadium and return 66 acres of land to the City of Nashville previously restricted by parking lots through 2039. The team will contribute nearly \$48 million over the life of the lease to the Nashville Needs Impact Fund, a fund directed by the Metro Council to support city needs such as public education, public transit, affordable housing, and several other areas. The new stadium, estimated at 1.75 million square feet with a seating capacity of approximately 60,000, is anticipated to bring in year-round major events; will host Tennessee State University home football games, extending the long-standing partnership between TSU and the Titans; and include a 12,000 square foot community space to host classes for local schools, job trainings, and other community events. The Titans are responsible for \$840 million of stadium funding and any cost overruns. The State of Tennessee will contribute \$500 million, and the remaining \$760 million of the \$2.1 billion budget will come from revenue bonds issued by the Metro Sports Authority to be repaid through a one-percent increase in Davidson County's hotel occupancy tax, in-stadium sales tax, 50 percent of sales tax from future development of the stadium's campus, rent paid by the team, and a pre-existing ticket tax of three dollars per ticket sold that will carry over to the new building. The stadium budget includes stadium-related infrastructure required to open the building.

June 1 - Titans all-time leading punter Brett Kern announces his NFL retirement at Ascension Saint Thomas Sports Park. At the time of his retirement, he ranks as the franchise's all-time career leader in punts (923), gross punting average (45.9 yards), net punting average (40.8) and punts placed inside the 20 (373), and his 197 career games played with the team ranks third in club history behind Bruce Matthews (296) and Elvin Bethea (210).

HOME/AWAY WIN-LOSS RECORDS

| REGULAR SEASON HOME RECORD | | | | |
|----------------------------|------------|------------|----------|-------------|
| Year | W | L | T | Pct. |
| 1960 | 6 | 1 | 0 | .857 |
| 1961 | 6 | 1 | 0 | .857 |
| 1962 | 6 | 1 | 0 | .857 |
| 1963 | 4 | 3 | 0 | .571 |
| 1964 | 3 | 4 | 0 | .429 |
| 1965 | 3 | 4 | 0 | .429 |
| 1966 | 3 | 4 | 0 | .429 |
| 1967 | 5 | 2 | 0 | .714 |
| 1968 | 3 | 4 | 0 | .429 |
| 1969 | 4 | 2 | 1 | .643 |
| 1970 | 1 | 6 | 0 | .143 |
| 1971 | 3 | 3 | 1 | .500 |
| 1972 | 1 | 6 | 0 | .143 |
| 1973 | 0 | 7 | 0 | .000 |
| 1974 | 3 | 4 | 0 | .429 |
| 1975 | 5 | 2 | 0 | .714 |
| 1976 | 3 | 4 | 0 | .429 |
| 1977 | 5 | 2 | 0 | .714 |
| 1978 | 5 | 3 | 0 | .625 |
| 1979 | 6 | 2 | 0 | .750 |
| 1980 | 6 | 2 | 0 | .750 |
| 1981 | 5 | 3 | 0 | .625 |
| 1982 | 1 | 4 | 0 | .200 |
| 1983 | 2 | 6 | 0 | .250 |
| 1984 | 2 | 6 | 0 | .250 |
| 1985 | 4 | 4 | 0 | .500 |
| 1986 | 4 | 4 | 0 | .500 |
| 1987 | 5 | 2 | 0 | .714 |
| 1988 | 7 | 1 | 0 | .875 |
| 1989 | 6 | 2 | 0 | .750 |
| 1990 | 6 | 2 | 0 | .750 |
| 1991 | 7 | 1 | 0 | .875 |
| 1992 | 5 | 3 | 0 | .625 |
| 1993 | 7 | 1 | 0 | .875 |
| 1994 | 2 | 6 | 0 | .250 |
| 1995 | 3 | 5 | 0 | .375 |
| 1996 | 2 | 6 | 0 | .250 |
| 1997 | 6 | 2 | 0 | .750 |
| 1998 | 3 | 5 | 0 | .375 |
| 1999 | 8 | 0 | 0 | 1.000 |
| 2000 | 7 | 1 | 0 | .875 |
| 2001 | 3 | 5 | 0 | .375 |
| 2002 | 6 | 2 | 0 | .750 |
| 2003 | 7 | 1 | 0 | .875 |
| 2004 | 2 | 6 | 0 | .250 |
| 2005 | 3 | 5 | 0 | .375 |
| 2006 | 4 | 4 | 0 | .500 |
| 2007 | 5 | 3 | 0 | .625 |
| 2008 | 7 | 1 | 0 | .875 |
| 2009 | 5 | 3 | 0 | .625 |
| 2010 | 3 | 5 | 0 | .375 |
| 2011 | 5 | 3 | 0 | .625 |
| 2012 | 4 | 4 | 0 | .500 |
| 2013 | 3 | 5 | 0 | .375 |
| 2014 | 1 | 7 | 0 | .125 |
| 2015 | 1 | 7 | 0 | .125 |
| 2016 | 5 | 3 | 0 | .625 |
| 2017 | 6 | 2 | 0 | .750 |
| 2018 | 6 | 2 | 0 | .750 |
| 2019 | 4 | 4 | 0 | .500 |
| 2020 | 5 | 3 | 0 | .625 |
| 2021 | 7 | 2 | 0 | .778 |
| 2022 | 3 | 5 | 0 | .375 |
| 2023* | 4 | 1 | 0 | .800 |
| Totals: | 272 | 214 | 2 | .559 |

| REGULAR SEASON ROAD RECORD | | | | |
|----------------------------|------------|------------|----------|-------------|
| Year | W | L | T | Pct. |
| 1960 | 4 | 3 | 0 | .571 |
| 1961 | 4 | 2 | 1 | .643 |
| 1962 | 5 | 2 | 0 | .714 |
| 1963 | 2 | 5 | 0 | .286 |
| 1964 | 1 | 6 | 0 | .143 |
| 1965 | 1 | 6 | 0 | .143 |
| 1966 | 0 | 7 | 0 | .000 |
| 1967 | 4 | 2 | 1 | .643 |
| 1968 | 4 | 3 | 0 | .571 |
| 1969 | 2 | 4 | 1 | .357 |
| 1970 | 2 | 4 | 1 | .357 |
| 1971 | 1 | 6 | 0 | .143 |
| 1972 | 0 | 7 | 0 | .000 |
| 1973 | 1 | 6 | 0 | .143 |
| 1974 | 4 | 3 | 0 | .571 |
| 1975 | 5 | 2 | 0 | .714 |
| 1976 | 2 | 5 | 0 | .286 |
| 1977 | 3 | 4 | 0 | .429 |
| 1978 | 5 | 3 | 0 | .625 |
| 1979 | 5 | 3 | 0 | .625 |
| 1980 | 5 | 3 | 0 | .625 |
| 1981 | 2 | 6 | 0 | .250 |
| 1982 | 0 | 4 | 0 | .000 |
| 1983 | 0 | 8 | 0 | .000 |
| 1984 | 1 | 7 | 0 | .125 |
| 1985 | 1 | 7 | 0 | .125 |
| 1986 | 1 | 7 | 0 | .125 |
| 1987 | 4 | 4 | 0 | .500 |
| 1988 | 3 | 5 | 0 | .375 |
| 1989 | 3 | 5 | 0 | .375 |
| 1990 | 3 | 5 | 0 | .375 |
| 1991 | 4 | 4 | 0 | .500 |
| 1992 | 5 | 3 | 0 | .625 |
| 1993 | 5 | 3 | 0 | .625 |
| 1994 | 0 | 8 | 0 | .000 |
| 1995 | 4 | 4 | 0 | .500 |
| 1996 | 6 | 2 | 0 | .750 |
| 1997 | 2 | 6 | 0 | .250 |
| 1998 | 5 | 3 | 0 | .625 |
| 1999 | 5 | 3 | 0 | .625 |
| 2000 | 6 | 2 | 0 | .750 |
| 2001 | 4 | 4 | 0 | .500 |
| 2002 | 5 | 3 | 0 | .625 |
| 2003 | 5 | 3 | 0 | .635 |
| 2004 | 3 | 5 | 0 | .375 |
| 2005 | 1 | 7 | 0 | .125 |
| 2006 | 4 | 4 | 0 | .500 |
| 2007 | 5 | 3 | 0 | .625 |
| 2008 | 6 | 2 | 0 | .750 |
| 2009 | 3 | 5 | 0 | .375 |
| 2010 | 3 | 5 | 0 | .375 |
| 2011 | 4 | 4 | 0 | .500 |
| 2012 | 2 | 6 | 0 | .250 |
| 2013 | 4 | 4 | 0 | .500 |
| 2014 | 1 | 7 | 0 | .125 |
| 2015 | 2 | 6 | 0 | .250 |
| 2016 | 4 | 4 | 0 | .500 |
| 2017 | 3 | 5 | 0 | .375 |
| 2018* | 3 | 5 | 0 | .375 |
| 2019 | 5 | 3 | 0 | .625 |
| 2020 | 6 | 2 | 0 | .750 |
| 2021 | 5 | 3 | 0 | .625 |
| 2022 | 4 | 5 | 0 | .444 |
| 2023 | 0 | 6 | 0 | .000 |
| Totals: | 202 | 283 | 4 | .417 |

ALL-TIME FRANCHISE TOTALS (REGULAR SEASON ONLY)

| | W | L | T | Pct. |
|---------|-----|-----|---|------|
| Totals: | 474 | 497 | 6 | .488 |

*2018 includes a road loss to the L.A. Chargers at Wembley Stadium in London, U.K
 *2023 includes a home loss to the Baltimore Ravens at Tottenham Hot Spur Stadium in London, U.K.

MONTH-BY-MONTH WIN-LOSS RECORDS

| YEAR | AUG. | SEPT. | OCT. | NOV. | DEC. | JAN. | TOTAL |
|---------------|------------|----------------|------------------|------------------|----------------|------------|------------------|
| 1960 | 0-0 | 2-1 | 3-1 | 3-1 | 2-1 | 0-0 | 10-4 |
| 1961 | 0-0 | 1-1 | 2-2-1 | 4-0 | 3-0 | 0-0 | 10-3-1 |
| 1962 | 0-0 | 2-1 | 2-2 | 4-0 | 3-0 | 0-0 | 11-3 |
| 1963 | 0-0 | 2-2 | 3-1 | 1-2 | 0-3 | 0-0 | 6-8 |
| 1964 | 0-0 | 2-1 | 0-4 | 0-5 | 2-0 | 0-0 | 4-10 |
| 1965 | 0-0 | 2-1 | 2-2 | 0-4 | 0-3 | 0-0 | 4-10 |
| 1966 | 0-0 | 2-2 | 1-3 | 0-3 | 0-3 | 0-0 | 3-11 |
| 1967 | 0-0 | 1-2 | 3-0-1 | 2-1 | 3-1 | 0-0 | 9-4-1 |
| 1968 | 0-0 | 1-3 | 2-2 | 2-2 | 2-0 | 0-0 | 7-7 |
| 1969 | 0-0 | 2-1 | 2-2 | 1-2-2 | 1-1 | 0-0 | 6-6-2 |
| 1970 | 0-0 | 1-1 | 1-2-1 | 1-4 | 0-3 | 0-0 | 3-10-1 |
| 1971 | 0-0 | 0-2 | 1-3-1 | 0-4 | 3-0 | 0-0 | 4-9-1 |
| 1972 | 0-0 | 0-2 | 1-4 | 0-4 | 0-3 | 0-0 | 1-13 |
| 1973 | 0-0 | 0-3 | 0-4 | 1-3 | 0-3 | 0-0 | 1-13 |
| 1974 | 0-0 | 1-2 | 1-3 | 3-1 | 2-1 | 0-0 | 7-7 |
| 1975 | 0-0 | 2-0 | 3-1 | 2-3 | 3-0 | 0-0 | 10-4 |
| 1976 | 0-0 | 2-1 | 2-2 | 1-4 | 0-2 | 0-0 | 5-9 |
| 1977 | 0-0 | 2-0 | 1-4 | 3-1 | 2-1 | 0-0 | 8-6 |
| 1978 | 0-0 | 2-2 | 3-2 | 4-0 | 1-2 | 0-0 | 10-6 |
| 1979 | 0-0 | 4-1 | 2-2 | 4-0 | 1-2 | 0-0 | 11-5 |
| 1980 | 0-0 | 3-1 | 2-2 | 3-2 | 3-0 | 0-0 | 11-5 |
| 1981 | 0-0 | 2-2 | 2-2 | 1-4 | 2-1 | 0-0 | 7-9 |
| 1982 | 0-0 | 1-1 | 0-0 | 0-2 | 0-4 | 0-1 | 1-8 |
| 1983 | 0-0 | 0-4 | 0-5 | 1-3 | 1-2 | 0-0 | 2-14 |
| 1984 | 0-0 | 0-5 | 0-4 | 2-2 | 1-2 | 0-0 | 3-13 |
| 1985 | 0-0 | 1-3 | 2-2 | 2-2 | 0-4 | 0-0 | 5-11 |
| 1986 | 0-0 | 1-3 | 0-4 | 2-3 | 2-1 | 0-0 | 5-11 |
| 1987 | 0-0 | 1-1 | 3-1 | 2-3 | 3-1 | 0-0 | 9-6 |
| 1988 | 0-0 | 3-1 | 3-2 | 3-1 | 1-2 | 0-0 | 10-6 |
| 1989 | 0-0 | 1-2 | 3-2 | 3-1 | 2-2 | 0-0 | 9-7 |
| 1990 | 0-0 | 2-2 | 2-2 | 2-1 | 3-2 | 0-0 | 9-7 |
| 1991 | 0-0 | 3-1 | 4-0 | 2-2 | 2-2 | 0-0 | 11-5 |
| 1992 | 0-0 | 3-1 | 2-1 | 2-3 | 3-1 | 0-0 | 10-6 |
| 1993 | 0-0 | 1-3 | 2-1 | 4-0 | 4-0 | 1-0 | 12-4 |
| 1994 | 0-0 | 1-3 | 0-4 | 0-4 | 1-3 | 0-0 | 2-14 |
| 1995 | 0-0 | 2-2 | 1-3 | 2-2 | 2-2 | 0-0 | 7-9 |
| 1996 | 0-0 | 2-2 | 3-1 | 1-3 | 2-2 | 0-0 | 8-8 |
| 1997 | 1-0 | 0-3 | 3-1 | 3-2 | 1-2 | 0-0 | 8-8 |
| 1998 | 0-0 | 1-3 | 2-1 | 3-2 | 2-2 | 0-0 | 8-8 |
| 1999 | 0-0 | 3-0 | 3-1 | 3-1 | 3-1 | 1-0 | 13-3 |
| 2000 | 0-0 | 2-1 | 5-0 | 2-2 | 4-0 | 0-0 | 13-3 |
| 2001 | 0-0 | 0-2 | 2-2 | 2-2 | 3-2 | 0-1 | 7-9 |
| 2002 | 0-0 | 1-3 | 2-1 | 3-1 | 5-0 | 0-0 | 11-5 |
| 2003 | 0-0 | 3-1 | 3-1 | 3-0 | 3-2 | 0-0 | 12-4 |
| 2004 | 0-0 | 1-2 | 2-3 | 1-2 | 0-4 | 1-0 | 5-11 |
| 2005 | 0-0 | 1-2 | 1-4 | 1-2 | 1-3 | 0-1 | 4-12 |
| 2006 | 0-0 | 0-3 | 2-2 | 2-2 | 4-1 | 0-0 | 8-8 |
| 2007 | 0-0 | 2-1 | 3-1 | 1-3 | 4-1 | 0-0 | 10-6 |
| 2008 | 0-0 | 4-0 | 3-0 | 4-1 | 2-2 | 0-0 | 13-3 |
| 2009 | 0-0 | 0-3 | 0-3 | 5-0 | 2-2 | 1-0 | 8-8 |
| 2010 | 0-0 | 2-1 | 3-2 | 0-3 | 1-3 | 0-1 | 6-10 |
| 2011 | 0-0 | 2-1 | 2-2 | 2-2 | 2-2 | 1-0 | 9-7 |
| 2012 | 0-0 | 1-3 | 2-2 | 1-2 | 2-3 | 0-0 | 6-10 |
| 2013 | 0-0 | 3-1 | 0-3 | 2-2 | 2-3 | 0-0 | 7-9 |
| 2014 | 0-0 | 1-3 | 1-3 | 0-4 | 0-4 | 0-0 | 2-14 |
| 2015 | 0-0 | 1-2 | 0-3 | 1-4 | 1-3 | 0-1 | 3-13 |
| 2016 | 0-0 | 1-2 | 3-2 | 2-2 | 2-1 | 1-0 | 9-7 |
| 2017 | 0-0 | 2-1 | 2-2 | 3-1 | 2-3 | 0-0 | 9-7 |
| 2018 | 0-0 | 3-1 | 0-3 | 2-2 | 4-1 | 0-0 | 9-7 |
| 2019 | 0-0 | 2-2 | 2-2 | 2-1 | 3-2 | 0-0 | 9-7 |
| 2020 | 0-0 | 3-0 | 2-1 | 3-2 | 2-2 | 1-0 | 11-5 |
| 2021 | 0-0 | 2-1 | 4-1 | 2-2 | 2-1 | 2-0 | 12-5 |
| 2022 | 0-0 | 1-2 | 4-0 | 2-2 | 0-5 | 0-1 | 7-10 |
| 2023 | 0-0 | 1-2 | 2-2 | 1-3 | 0-0 | 0-0 | 4-7 |
| TOTALS | 1-0 | 101-112 | 122-130-4 | 124-134-2 | 117-115 | 9-6 | 474-497-6 |

SITUATIONAL REGULAR SEASON WIN-LOSS RECORD

VS. AFL TEAMS

Total: 70-66-4
Home: 44-26-1
Away: 26-40-3

VS. AFC TEAMS (1970-PRESENT)

Total: 298-330-1
Home: 175-139-0
Away: 123-191-1

VS. AFC SOUTH TEAMS

Total: 63-65-0
Home: 34-29-0
Away: 29-36-0

VS. AFC NORTH TEAMS (2002-PRESENT)

Total: 20-26-0
Home: 11-12-0
Away: 9-14-0

VS. AFC CENTRAL TEAMS (1970-2001)

Total: 100-110-0
Home: 55-51-0
Away: 45-59-0

VS. AFC EAST TEAMS

Total: 56-62-0
Home: 34-21-0
Away: 22-41-0

VS. AFC WEST TEAMS

Total: 59-68-1
Home: 41-26-0
Away: 18-42-1

VS. NFC TEAMS (1970-PRESENT)

Total: 106-100-1
Home: 54-49-1
Away: 52-51-0

VS. NFC SOUTH TEAMS

Total: 16-10-0
Home: 9-4-0
Away: 7-6-0

VS. NFC NORTH TEAMS (2002-PRESENT)

Total: 14-7-0
Home: 7-3-0
Away: 7-4-0

VS. NFC CENTRAL TEAMS (1970-2001)

Total: 21-18-0
Home: 12-8-0
Away: 9-10-0

VS. NFC EAST TEAMS

Total: 29-34-0
Home: 13-18-0
Away: 16-16-0

VS. NFC WEST TEAMS

Total: 26-32-1
Home: 13-16-1
Away: 13-16-0

MONDAY NIGHT FOOTBALL

Total: 25-19-0
Home: 15-9-0
Away: 10-10-0

WEEK AFTER MNF

Total: 22-22-0
Home: 16-8-0
Away: 6-14-0

SUNDAY NIGHT FOOTBALL

Total: 12-12-0 (ESPN 8-6; TNT 2-2; NBC 2-4)
Home: 8-5-0
Away: 4-7-0

TUESDAY FOOTBALL

Total: 1-0-0 (CBS 1-0)
Home: 1-0-0
Away: 0-0-0

THURSDAY NIGHT FOOTBALL

Total: 8-12-0 (ABC 2-0; ESPN 1-1; TNT 0-1; NBC 0-2*; NFLN 4-7*^; FOX 1-1^; Amazon Prime 2-3^)
Home: 7-4-0
Away: 1-6-0
*11/16/17 at Pittsburgh was broadcasted on both NBC and NFLN.
^12/6/18 vs. Jacksonville and 11/12/20 vs. Indianapolis were broadcasted on NFLN, FOX and Amazon Prime.

FRIDAY FOOTBALL

Total: 0-1-0 (NFLN 0-1)
Home: 0-1-0
Away: 0-0-0

SATURDAY FOOTBALL

Total: 2-3-0 (ABC 1-0, ESPN 0-3, FOX/NFLN 1-0)
Home: 1-2-0
Away: 1-1-0

OVERTIME

Total: 22-23-0
Home: 14-11-0
Away: 8-12-0

SEASON OPENERS

Total: 31-32-0
Home: 15-14-0
Away: 16-18-0

LONDON GAMES SERIES

Total: 0-2-0
Home: 0-1-0
Away: 0-1-0

DOMES

Total: 144-143-2
Astrodome (Houston): 113-103-2
AT&T Stadium (Dallas): 2-0
Edward Jones Dome (St. Louis): 0-1
Ford Field (Detroit): 2-0
Georgia Dome (Atlanta): 2-1
Kingdome (Seattle): 1-6
Lucas Oil Stadium (closed) (Indianapolis): 2-9
Mercedes-Benz Stadium (closed) (Atlanta): 1-0
Metrodome (Minneapolis): 1-6
NRG Stadium (closed) (Houston): 8-6
RCA Dome (Indianapolis): 4-7
Silverdome (Detroit): 2-1
Superdome (New Orleans): 6-3
U.S. Bank Stadium (Minnesota): 1-0

PRIMETIME RESULTS

FRANCHISE RECORD IN PRIMETIME GAMES

| Day | Overall | Pct. | Home | Road |
|----------------|--------------|-------------|--------------|--------------|
| Monday Night | 25-19 | .568 | 15-9 | 10-10 |
| Tuesday Night | 1-0 | 1.000 | 1-0 | 0-0 |
| Thursday Night | 8-12 | .400 | 7-5 | 1-7 |
| Friday Night | 0-1 | .000 | 0-1 | 0-0 |
| Saturday Night | 1-3 | .250 | 0-2 | 1-1 |
| Sunday Night | 12-12 | .500 | 8-5 | 4-7 |
| Totals | 47-47 | .500 | 31-22 | 16-25 |

PRIMETIME GAMES BY DATE

| Year | Date | Opponent | Score | W/L |
|------|------------------|------------------------|-------|-----|
| 1970 | Mon., Dec. 7 | CLEVELAND (ABC) | 10-21 | L |
| 1972 | Mon., Oct. 9 | OAKLAND (ABC) | 0-34 | L |
| 1975 | Mon., Nov. 24 | PITTSBURGH (ABC) | 9-32 | L |
| 1976 | Mon., Nov. 1 | at Baltimore (ABC) | 14-38 | L |
| 1978 | Mon., Oct. 23 | at Pittsburgh (ABC) | 24-17 | W |
| 1978 | Mon., Nov. 20 | MIAMI (ABC) | 35-30 | W |
| 1979 | Mon., Nov. 5 | at Miami (ABC) | 9-6 | W |
| 1979 | Mon., Dec. 10 | PITTSBURGH (ABC) | 20-17 | W |
| 1980 | Mon., Sept. 15 | at Cleveland (ABC) | 16-7 | W |
| 1980 | Mon., Nov. 10 | NEW ENGLAND (ABC) | 38-34 | W |
| 1980 | Thurs., Dec. 4 | PITTSBURGH (ABC) | 6-0 | W |
| 1981 | Mon., Oct. 26 | at Pittsburgh (ABC) | 13-26 | L |
| 1981 | Thur., Dec. 3 | CLEVELAND (ABC) | 17-13 | W |
| 1982 | Mon., Dec. 13 | DALLAS (ABC) | 7-37 | L |
| 1988 | Sun., Oct. 30 | WASHINGTON (ESPN) | 41-17 | W |
| 1988 | Mon., Nov. 7 | CLEVELAND (ABC) | 24-17 | W |
| 1988 | Sun., Dec. 4 | PITTSBURGH (ESPN) | 34-37 | L |
| 1989 | Mon., Nov. 13 | CINCINNATI (ABC) | 26-24 | W |
| 1989 | Sat., Dec. 23 | CLEVELAND (ESPN) | 20-24 | L |
| 1990 | Sun., Sept. 16 | at Pittsburgh (TNT) | 9-20 | L |
| 1990 | Mon., Nov. 26 | BUFFALO (ABC) | 27-24 | W |
| 1990 | Sun., Dec. 30 | PITTSBURGH (ESPN) | 34-14 | W |
| 1991 | Sun., Sept. 8 | at Cincinnati (TNT) | 30-7 | W |
| 1991 | Mon., Sept. 16 | KANSAS CITY (ABC) | 17-7 | W |
| 1991 | Sun., Nov. 17 | CLEVELAND (ESPN) | 28-24 | W |
| 1991 | Mon., Dec. 2 | PHILADELPHIA (ABC) | 6-13 | L |
| 1992 | Mon., Dec. 7 | CHICAGO (ABC) | 24-7 | W |
| 1992 | Sun., Dec. 13 | GREEN BAY (ESPN) | 14-16 | L |
| 1992 | Sun., Dec. 27 | BUFFALO (ESPN) | 27-3 | W |
| 1993 | Sun., Sept. 5 | at New Orleans (TNT) | 21-33 | L |
| 1993 | Mon., Oct. 11 | at Buffalo (ABC) | 7-35 | L |
| 1993 | Sun., Nov. 28 | PITTSBURGH (ESPN) | 23-3 | W |
| 1994 | Sun., Jan. 2 | N.Y. JETS (ESPN) | 24-0 | W |
| 1994 | Mon., Oct. 3 | at Pittsburgh (ABC) | 14-30 | L |
| 1994 | Thurs., Oct. 13 | CLEVELAND (TNT) | 8-11 | L |
| 1994 | Mon., Oct. 24 | at Philadelphia (ABC) | 6-21 | L |
| 1994 | Mon., Nov. 21 | N.Y. GIANTS (ABC) | 10-13 | L |
| 1995 | Sun., Nov. 19 | at Kansas City (ESPN) | 13-20 | L |
| 1996 | Sun., Oct. 6 | at Cincinnati (TNT) | 30-27 | W* |
| 1997 | Thurs., Dec. 4 | at Cincinnati (ESPN) | 14-41 | L |
| 1998 | Sun., Nov. 8 | at Tampa Bay (ESPN) | 31-22 | W |
| 1999 | Sun., Nov. 7 | at Miami (ESPN) | 0-17 | L |
| 1999 | Thurs., Dec. 9 | OAKLAND (ESPN) | 21-14 | W |
| 2000 | Sun., Sept. 3 | at Buffalo (ESPN) | 13-16 | L |
| 2000 | Mon., Oct. 16 | JACKSONVILLE (ABC) | 27-13 | W |
| 2000 | Mon., Oct. 30 | at Washington (ABC) | 27-21 | W |
| 2000 | Mon., Dec. 25 | DALLAS (ABC) | 31-0 | W |
| 2001 | Sun., Sept. 9 | MIAMI (ESPN) | 23-31 | L |
| 2001 | Mon., Oct. 29 | at Pittsburgh (ABC) | 7-34 | L |
| 2001 | Mon., Nov. 12 | BALTIMORE (ABC) | 10-16 | L |
| 2001 | Sat., Dec. 22 | at Oakland (ABC) | 13-10 | W |
| 2002 | Mon., Dec. 16 | NEW ENGLAND (ABC) | 24-7 | W |
| 2003 | Sun., Sept. 7 | OAKLAND (ESPN) | 25-20 | W |
| 2003 | Mon., Dec. 1 | at New York Jets (ABC) | 17-24 | L |
| 2004 | Mon., Oct. 11 | at Green Bay (ABC) | 48-27 | W |
| 2004 | Mon., Dec. 13 | KANSAS CITY (ABC) | 38-49 | L |
| 2004 | Sat., Dec. 25 | DENVER (ESPN) | 16-37 | L |
| 2007 | Mon., Sept. 24 | at New Orleans (ESPN) | 31-14 | W |
| 2007 | Mon., Nov. 19 | at Denver (ESPN) | 20-34 | L |
| 2007 | Sun., Dec. 30 | at Indianapolis (NBC) | 16-10 | W |
| 2008 | Mon., Oct. 27 | INDIANAPOLIS (ESPN) | 31-21 | W |
| 2009 | Thurs., Sept. 10 | at Pittsburgh (NBC) | 10-13 | L* |
| 2009 | Sun., Oct. 11 | INDIANAPOLIS (NBC) | 9-31 | L |

| | | | | |
|------|------------------|-----------------------------|-------|----|
| 2009 | Mon., Nov. 23 | at Houston (ESPN) | 20-17 | W |
| 2009 | Fri., Dec. 25 | SAN DIEGO (NFLN) | 17-42 | L |
| 2010 | Mon., Oct. 18 | at Jacksonville (ESPN) | 30-3 | W |
| 2010 | Thurs., Dec. 9 | INDIANAPOLIS (NFLN) | 28-30 | L |
| 2012 | Thurs., Oct. 11 | PITTSBURGH (NFLN) | 26-23 | W |
| 2012 | Mon., Dec. 17 | N.Y. JETS (ESPN) | 14-10 | W |
| 2013 | Thurs., Nov. 14 | INDIANAPOLIS (NFLN) | 27-30 | L |
| 2014 | Mon., Nov. 17 | PITTSBURGH (ESPN) | 24-27 | L |
| 2014 | Thurs., Dec. 18 | at Jacksonville (NFLN) | 13-21 | L |
| 2015 | Thurs., Nov. 19 | at Jacksonville (NFLN) | 13-19 | L |
| 2016 | Thurs., Oct. 27 | JACKSONVILLE (NFLN) | 36-22 | W |
| 2017 | Mon., Oct. 16 | INDIANAPOLIS (ESPN) | 36-22 | W |
| 2017 | Thurs., Nov. 16 | at Pittsburgh (NBC/NFLN) | 17-40 | L |
| 2018 | Mon., Nov. 5 | at Dallas (ESPN) | 28-14 | W |
| 2018 | Mon., Nov. 26 | at Houston (ESPN) | 17-34 | L |
| 2018 | Thurs., Dec. 6 | JACKSONVILLE (FOX/NFLN) | 30-9 | W |
| 2018 | Sun., Dec. 30 | INDIANAPOLIS (NBC) | 17-33 | L |
| 2019 | Thurs., Sept. 19 | at Jacksonville (NFLN) | 7-20 | L |
| 2020 | Mon., Sept. 14 | at Denver (ESPN) | 16-14 | W |
| 2020 | Tues., Oct. 13 | BUFFALO (CBS) | 42-16 | W |
| 2020 | Thurs., Nov. 12 | INDIANAPOLIS (FOX/NFLN) | 17-34 | L |
| 2020 | Sun., Dec. 27 | at Green Bay (NBC) | 14-40 | L |
| 2021 | Mon., Oct. 18 | BUFFALO (ESPN) | 34-31 | W |
| 2021 | Sun., Nov. 7 | at L.A. Rams (NBC) | 28-16 | W |
| 2021 | Thurs., Dec. 23 | SAN FRANCISCO (NFLN) | 20-17 | W |
| 2022 | Mon., Sept. 19 | at Buffalo (ESPN) | 7-41 | L |
| 2022 | Sun., Nov. 6 | at Kansas City (NBC) | 17-20 | L* |
| 2022 | Thurs., Nov. 17 | at Green Bay (Prime Video) | 27-17 | W |
| 2022 | Thurs., Dec. 29 | DALLAS (Prime Video) | 13-27 | L |
| 2022 | Sat., Jan. 7 | at Jacksonville (ESPN/ABC) | 16-20 | L |
| 2023 | Thurs., Nov. 2 | at Pittsburgh (Prime Video) | 16-20 | L |

BY DAY OF WEEK

Tuesday Night Games (1-0)

| | | | | |
|------|---------|---------------|-------|---|
| 2020 | Oct. 13 | BUFFALO (CBS) | 42-16 | W |
|------|---------|---------------|-------|---|

Thursday Night Games (7-10)

| | | | | |
|------|----------|-----------------------------|-------|----|
| 1980 | Dec. 4 | PITTSBURGH (ABC) | 6-0 | W |
| 1981 | Dec. 3 | CLEVELAND (ABC) | 17-13 | W |
| 1994 | Oct. 13 | CLEVELAND (TNT) | 8-11 | L |
| 1997 | Dec. 4 | at Cincinnati (ESPN) | 14-41 | L |
| 1999 | Dec. 9 | OAKLAND (ESPN) | 21-14 | W |
| 2009 | Sept. 10 | at Pittsburgh (NBC) | 10-13 | L* |
| 2010 | Dec. 9 | INDIANAPOLIS (NFLN) | 28-30 | L |
| 2012 | Oct. 11 | PITTSBURGH (NFLN) | 26-23 | W |
| 2013 | Nov. 14 | INDIANAPOLIS (NFLN) | 27-30 | L |
| 2014 | Dec. 18 | at Jacksonville (NFLN) | 13-21 | L |
| 2015 | Nov. 19 | at Jacksonville (NFLN) | 13-19 | L |
| 2016 | Oct. 27 | JACKSONVILLE (NFLN) | 36-22 | W |
| 2017 | Nov. 16 | at Pittsburgh (NBC/NFLN) | 17-40 | L |
| 2018 | Dec. 6 | JACKSONVILLE (FOX/NFLN) | 30-9 | W |
| 2019 | Sept. 19 | at Jacksonville (NFLN) | 7-20 | L |
| 2020 | Nov. 12 | INDIANAPOLIS (FOX/NFLN) | 17-34 | L |
| 2021 | Dec. 23 | SAN FRANCISCO (NFLN) | 20-17 | W |
| 2022 | Nov. 17 | at Green Bay (Prime Video) | 27-17 | W |
| 2022 | Dec. 29 | DALLAS (Prime Video) | 13-27 | L |
| 2023 | Nov. 2 | at Pittsburgh (Prime Video) | 16-20 | L |

Friday Night Games (0-1)

| | | | | |
|------|---------|------------------|-------|---|
| 2009 | Dec. 25 | SAN DIEGO (NFLN) | 17-42 | L |
|------|---------|------------------|-------|---|

Saturday Night Games (1-2)

| | | | | |
|------|---------|----------------------------|-------|---|
| 1989 | Dec. 23 | CLEVELAND (ESPN) | 20-24 | L |
| 2001 | Dec. 22 | at Oakland (ABC) | 13-10 | W |
| 2004 | Dec. 25 | DENVER (ESPN) | 16-37 | L |
| 2022 | Jan. 7 | at Jacksonville (ESPN/ABC) | 16-20 | L |

Sunday Night Games (12-11)

| | | | | |
|------|----------|---------------------|-------|---|
| 1988 | Oct. 30 | WASHINGTON (ESPN) | 41-17 | W |
| 1988 | Dec. 4 | PITTSBURGH (ESPN) | 34-37 | L |
| 1990 | Sept. 16 | at Pittsburgh (TNT) | 9-20 | L |
| 1990 | Dec. 30 | PITTSBURGH (ESPN) | 34-14 | W |
| 1991 | Sept. 8 | at Cincinnati (TNT) | 30-7 | W |
| 1991 | Nov. 17 | CLEVELAND (ESPN) | 28-24 | W |
| 1992 | Dec. 13 | GREEN BAY (ESPN) | 14-16 | L |

PRIMETIME RESULTS

| | | | | | | | | | |
|--------------------------------------|----------|-----------------------|-------|----|------|----------|------------------------|-------|---|
| 1992 | Dec. 27 | BUFFALO (ESPN) | 27-3 | W | 1990 | Nov. 26 | BUFFALO (ABC) | 27-24 | W |
| 1993 | Sept. 5 | at New Orleans (TNT) | 21-33 | L | 1991 | Sept. 16 | KANSAS CITY (ABC) | 17-7 | W |
| 1993 | Nov. 28 | PITTSBURGH (ESPN) | 23-3 | W | 1991 | Dec. 2 | PHILADELPHIA (ABC) | 6-13 | L |
| 1994 | Jan. 2 | N.Y. JETS (ESPN) | 24-0 | W | 1992 | Dec. 7 | CHICAGO (ABC) | 24-7 | W |
| 1995 | Nov. 19 | at Kansas City (ESPN) | 13-20 | L | 1993 | Oct. 11 | at Buffalo (ABC) | 7-35 | L |
| 1996 | Oct. 6 | at Cincinnati (TNT) | 30-27 | W* | 1994 | Oct. 3 | at Pittsburgh (ABC) | 14-30 | L |
| 1998 | Nov. 8 | at Tampa Bay (ESPN) | 31-22 | W | 1994 | Oct. 24 | at Philadelphia (ABC) | 6-21 | L |
| 1999 | Nov. 7 | at Miami (ESPN) | 0-17 | L | 1994 | Nov. 21 | N.Y. GIANTS (ABC) | 10-13 | L |
| 2000 | Sept. 3 | at Buffalo (ESPN) | 13-16 | L | 2000 | Oct. 16 | JACKSONVILLE (ABC) | 27-13 | W |
| 2001 | Sept. 9 | MIAMI (ESPN) | 23-31 | L | 2000 | Oct. 30 | at Washington (ABC) | 27-21 | W |
| 2003 | Sept. 7 | OAKLAND (ESPN) | 25-20 | W | 2000 | Dec. 25 | DALLAS (ABC) | 31-0 | W |
| 2007 | Dec. 30 | at Indianapolis (NBC) | 16-10 | W | 2001 | Oct. 29 | at Pittsburgh (ABC) | 7-34 | L |
| 2009 | Oct. 11 | INDIANAPOLIS (NBC) | 9-31 | L | 2001 | Nov. 12 | BALTIMORE (ABC) | 10-16 | L |
| 2018 | Dec. 30 | INDIANAPOLIS (NBC) | 17-33 | L | 2002 | Dec. 16 | NEW ENGLAND (ABC) | 24-7 | W |
| 2020 | Dec. 27 | at Green Bay (NBC) | 14-40 | L | 2003 | Dec. 1 | at New York Jets (ABC) | 17-24 | L |
| 2021 | Nov. 7 | at L.A. Rams (NBC) | 28-16 | W | 2004 | Oct. 11 | at Green Bay (ABC) | 48-27 | W |
| 2022 | Nov. 6 | at Kansas City (NBC) | 17-20 | L* | 2004 | Dec. 13 | KANSAS CITY (ABC) | 38-49 | L |
| Monday Night Football (25-18) | | | | | 2007 | Sept. 24 | at New Orleans (ESPN) | 31-14 | W |
| 1970 | Dec. 7 | CLEVELAND (ABC) | 10-21 | L | 2007 | Nov. 19 | at Denver (ESPN) | 20-34 | L |
| 1972 | Oct. 9 | OAKLAND (ABC) | 0-34 | L | 2008 | Oct. 27 | INDIANAPOLIS (ESPN) | 31-21 | W |
| 1975 | Nov. 24 | PITTSBURGH (ABC) | 9-32 | L | 2009 | Nov. 23 | at Houston (ESPN) | 20-17 | W |
| 1976 | Nov. 1 | at Baltimore (ABC) | 14-38 | L | 2010 | Oct. 18 | at Jacksonville (ESPN) | 30-3 | W |
| 1978 | Oct. 23 | at Pittsburgh (ABC) | 24-17 | W | 2012 | Dec. 17 | N.Y. JETS (ESPN) | 14-10 | W |
| 1978 | Nov. 20 | MIAMI (ABC) | 35-30 | W | 2014 | Nov. 17 | PITTSBURGH (ESPN) | 24-27 | L |
| 1979 | Nov. 5 | at Miami (ABC) | 9-6 | W | 2017 | Oct. 16 | INDIANAPOLIS (ESPN) | 36-22 | W |
| 1979 | Dec. 10 | PITTSBURGH (ABC) | 20-17 | W | 2018 | Nov. 5 | at Dallas (ESPN) | 28-14 | W |
| 1980 | Sept. 15 | at Cleveland (ABC) | 16-7 | W | 2018 | Nov. 26 | at Houston (ESPN) | 17-34 | L |
| 1980 | Nov. 10 | NEW ENGLAND (ABC) | 38-34 | W | 2020 | Sept. 14 | at Denver (ESPN) | 16-14 | W |
| 1981 | Oct. 26 | at Pittsburgh (ABC) | 13-26 | L | 2021 | Oct. 18 | BUFFALO (ESPN) | 34-31 | W |
| 1982 | Dec. 13 | DALLAS (ABC) | 7-37 | L | 2022 | Sept. 19 | at Buffalo (ESPN) | 7-41 | L |
| 1988 | Nov. 7 | CLEVELAND (ABC) | 24-17 | W | | | | | |
| 1989 | Nov. 13 | CINCINNATI (ABC) | 26-24 | W | | | | | |

* Overtime



The Titans beat the Green Bay Packers on Thursday Night Football on Nov. 17, 2022. Treyton Burks had seven receptions for 111 yards.

ALL-TIME OFFENSIVE YARDS AND RANKINGS

| Year | Total Plays | First Downs | Rush Yards (Rank) | Net Pass Yards (Rank) | Total Yards (Rank) | Total Points |
|------|-------------|-------------|-------------------|-----------------------|--------------------|--------------|
| 1960 | 930 | 262 | 1,565 (3) | 3,371 (1) | 4,936 (1) | 379 |
| 1961 | 964 | 293 | 1,896 (2) | 4,392 (1) | 6,288 (1) | 513 |
| 1962 | 943 | 266 | 1,742 (4) | 3,229 (2) | 4,971 (2) | 387 |
| 1963 | 870 | 254 | 1,210 (7) | 3,222 (1) | 4,432 (4) | 302 |
| 1964 | 942 | 284 | 1,347 (7) | 3,527 (2) | 4,874 (4) | 310 |
| 1965 | 905 | 227 | 1,178 (7) | 2,813 (2) | 3,991 (5) | 298 |
| 1966 | 926 | 246 | 1,515 (5) | 2,897 (4) | 4,412 (7) | 335 |
| 1967 | 828 | 207 | 2,122 (1) | 1,381 (9) | 3,503 (8) | 258 |
| 1968 | 905 | 240 | 1,804 (4) | 2,548 (4) | 4,352 (5) | 303 |
| 1969 | 965 | 256 | 1,706 (5) | 2,825 (2) | 4,531 (4) | 278 |
| 1970 | 922 | 232 | 1,556 (19) | 2,506 (7) | 4,062 (10) | 217 |
| 1971 | 815 | 201 | 1,106 (26) | 2,409 (6) | 3,515 (22) | 251 |
| 1972 | 817 | 183 | 1,518 (23) | 1,673 (23) | 3,191 (26) | 164 |
| 1973 | 840 | 193 | 1,388 (26) | 1,919 (16) | 3,307 (24) | 199 |
| 1974 | 817 | 200 | 1,361 (26) | 1,977 (20) | 3,338 (24) | 236 |
| 1975 | 900 | 234 | 2,068 (12) | 1,869 (23) | 3,937 (19) | 293 |
| 1976 | 878 | 199 | 1,498 (27) | 2,072 (15) | 3,570 (24) | 222 |
| 1977 | 879 | 228 | 1,989 (14) | 1,875 (17) | 3,864 (18) | 299 |
| 1978 | 993 | 276 | 2,476 (6) | 2,338 (18) | 4,814 (16) | 283 |
| 1979 | 1,034 | 268 | 2,571 (4) | 2,256 (25) | 4,827 (22) | 362 |
| 1980 | 1,063 | 329 | 2,635 (2) | 3,007 (17) | 5,642 (4) | 295 |
| 1981 | 947 | 241 | 1,734 (23) | 2,777 (23) | 4,511 (27) | 281 |
| 1982 | 551 | 138 | 799 (26) | 1,574 (19) | 2,373 (28) | 136 |
| 1983 | 1,033 | 295 | 1,998 (18) | 2,902 (23) | 4,900 (24) | 288 |
| 1984 | 969 | 284 | 1,656 (23) | 3,228 (17) | 4,884 (23) | 240 |
| 1985 | 998 | 270 | 1,570 (25) | 3,082 (19) | 4,652 (24) | 284 |
| 1986 | 1,089 | 299 | 1,700 (19) | 3,449 (13) | 5,149 (16) | 274 |
| 1987 | 998 | 294 | 1,923 (14) | 3,300 (7) | 5,223 (8) | 345 |
| 1988 | 1,010 | 308 | 2,249 (4t) | 2,956 (22) | 5,205 (14) | 424 |
| 1989 | 1,028 | 327 | 1,928 (12) | 3,499 (10) | 5,427 (9) | 365 |
| 1990 | 1,006 | 376 | 1,417 (24) | 4,805 (1) | 6,222 (1) | 405 |
| 1991 | 1,022 | 353 | 1,366 (23) | 4,621 (1) | 5,987 (2) | 386 |
| 1992 | 958 | 339 | 1,626 (18) | 4,029 (1) | 5,655 (3) | 352 |
| 1993 | 1,066 | 330 | 1,792 (12) | 3,866 (3) | 5,658 (3) | 368 |
| 1994 | 1,036 | 278 | 1,682 (12) | 2,799 (25) | 4,481 (26) | 226 |
| 1995 | 1,046 | 295 | 1,664 (18) | 3,241 (19) | 4,905 (23) | 348 |
| 1996 | 972 | 287 | 1,950 (6) | 3,098 (21) | 5,048 (18) | 345 |
| 1997 | 993 | 288 | 2,414 (3) | 2,505 (29) | 4,919 (18) | 333 |
| 1998 | 1,016 | 308 | 1,970 (9) | 3,291 (15) | 5,261 (9) | 330 |
| 1999 | 1,011 | 294 | 1,811 (13) | 3,479 (13t) | 5,290 (13) | 392 |
| 2000 | 1,036 | 299 | 2,084 (7) | 3,266 (16) | 5,350 (14) | 346 |
| 2001 | 1,026 | 288 | 1,794 (12) | 3,558 (8t) | 5,352 (8) | 336 |
| 2002 | 1,032 | 312 | 1,952 (11) | 3,320 (20) | 5,272 (17) | 367 |
| 2003 | 1,013 | 310 | 1,623 (26) | 3,878 (5) | 5,501 (8) | 435 |
| 2004 | 1,053 | 308 | 1,871 (14) | 3,616 (10) | 5,487 (11) | 344 |
| 2005 | 1,022 | 279 | 1,525 (23) | 3,597 (9) | 5,122 (17) | 299 |
| 2006 | 945 | 261 | 2,214 (5) | 2,596 (30) | 4,810 (27) | 324 |
| 2007 | 1,037 | 306 | 2,109 (5) | 2,878 (27) | 4,987 (21) | 301 |
| 2008 | 973 | 268 | 2,199 (7) | 2,819 (27) | 5,018 (21) | 375 |
| 2009 | 990 | 288 | 2,592 (2) | 3,031 (23) | 5,623 (12) | 354 |
| 2010 | 907 | 252 | 1,727 (17) | 3,107 (25) | 4,834 (27) | 356 |
| 2011 | 984 | 281 | 1,438 (31) | 3,923 (12) | 5,361 (17) | 325 |
| 2012 | 957 | 260 | 1,687 (21) | 3,323 (22) | 5,010 (26) | 330 |
| 2013 | 1,032 | 311 | 1,894 (14) | 3,496 (21) | 5,390 (22) | 362 |
| 2014 | 919 | 258 | 1,447 (26) | 3,412 (22) | 4,859 (29) | 254 |
| 2015 | 976 | 298 | 1,485 (25) | 3,503 (25t) | 4,988 (30) | 299 |
| 2016 | 1,008 | 322 | 2,187 (3) | 3,541 (25) | 5,728 (11) | 381 |
| 2017 | 974 | 290 | 1,833 (15) | 3,191 (23) | 5,024 (23) | 334 |
| 2018 | 938 | 289 | 2,023 (7) | 2,975 (29) | 4,998 (25) | 310 |
| 2019 | 949 | 317 | 2,223 (3) | 3,582 (21) | 5,805 (12) | 402 |
| 2020 | 1,031 | 381 | 2,690 (2) | 3,653 (23) | 6,343 (2t) | 491 |
| 2021 | 1,133 | 362 | 2,404 (5) | 3,418 (24) | 5,822 (17) | 419 |
| 2022 | 992 | 277 | 2,131 (13) | 2,914 (30) | 5,045 (30) | 298 |

ALL-TIME DEFENSIVE YARDS AND RANKINGS

| Year | Total Plays | First Downs | Rush Yards (Rank) | Net Pass Yards (Rank) | Total Yards (Rank) | Total Points |
|------|-------------|-------------|-------------------|-----------------------|--------------------|--------------|
| 1960 | 995 | 282 | 1,027 (2) | 3,874 (8) | 4,901 (6) | 285 |
| 1961 | 899 | 235 | 1,634 (6) | 2,391 (2) | 4,025 (2) | 242 |
| 1962 | 880 | 217 | 1,569 (3) | 2,561 (2) | 4,130 (2) | 270 |
| 1963 | 873 | 256 | 1,710 (7) | 2,606 (3) | 4,316 (6) | 372 |
| 1964 | 896 | 267 | 1,961 (7) | 3,280 (6) | 5,241 (8) | 355 |
| 1965 | 946 | 271 | 2,683 (8) | 2,470 (2) | 5,153 (8) | 429 |
| 1966 | 881 | 244 | 1,833 (7) | 3,162 (8) | 4,995 (9) | 396 |
| 1967 | 910 | 233 | 1,637 (7) | 2,418 (3) | 4,055 (4) | 199 |
| 1968 | 854 | 198 | 1,704 (4) | 1,671 (1) | 3,375 (1) | 248 |
| 1969 | 833 | 183 | 1,556 (5) | 2,217 (2) | 3,773 (2) | 279 |
| 1970 | 840 | 227 | 1,793 (17) | 2,605 (24) | 4,398 (25) | 352 |
| 1971 | 880 | 237 | 1,723 (11) | 2,072 (10) | 3,795 (9) | 330 |
| 1972 | 894 | 263 | 2,591 (25) | 2,143 (11) | 4,734 (23) | 380 |
| 1973 | 929 | 274 | 2,410 (23) | 2,237 (20) | 4,647 (24) | 447 |
| 1974 | 919 | 268 | 2,050 (19) | 2,375 (20) | 4,425 (22) | 282 |
| 1975 | 952 | 264 | 1,680 (3) | 2,457 (17) | 4,137 (11) | 226 |
| 1976 | 935 | 226 | 2,072 (16) | 1,915 (8) | 3,987 (10) | 273 |
| 1977 | 933 | 247 | 1,815 (10) | 2,142 (20) | 3,957 (14) | 230 |
| 1978 | 1,021 | 292 | 2,072 (9) | 2,842 (24) | 4,914 (17t) | 298 |
| 1979 | 1,038 | 304 | 2,225 (17) | 2,765 (14) | 4,990 (13) | 331 |
| 1980 | 932 | 259 | 1,811 (8) | 2,801 (4) | 4,612 (5) | 251 |
| 1981 | 1,084 | 325 | 2,411 (24) | 3,315 (17) | 5,726 (24) | 355 |
| 1982 | 613 | 187 | 1,225 (23) | 2,213 (25) | 3,438 (28) | 245 |
| 1983 | 1,031 | 332 | 2,787 (28) | 2,845 (4) | 5,632 (22) | 460 |
| 1984 | 1,075 | 345 | 2,789 (28) | 3,179 (11) | 5,968 (27) | 437 |
| 1985 | 1,091 | 356 | 2,814 (28) | 3,341 (18) | 6,155 (27) | 412 |
| 1986 | 1,054 | 285 | 2,035 (20) | 2,999 (8) | 5,034 (13) | 329 |
| 1987 | 976 | 287 | 1,848 (17) | 3,145 (17) | 4,993 (17) | 349 |
| 1988 | 985 | 304 | 1,592 (4) | 3,266 (13) | 4,858 (8) | 365 |
| 1989 | 940 | 314 | 1,669 (9) | 3,542 (17) | 5,211 (13) | 412 |
| 1990 | 890 | 279 | 1,575 (8) | 3,060 (14) | 4,635 (11) | 307 |
| 1991 | 984 | 280 | 1,540 (6) | 3,208 (14) | 4,748 (9) | 251 |
| 1992 | 907 | 254 | 1,634 (9) | 2,577 (3) | 4,211 (3) | 258 |
| 1993 | 1,003 | 289 | 1,273 (1) | 3,601 (23) | 4,874 (14) | 238 |
| 1994 | 971 | 275 | 2,120 (28) | 2,795 (2) | 4,915 (9) | 352 |
| 1995 | 983 | 267 | 1,526 (8) | 3,125 (3) | 4,651 (5) | 324 |
| 1996 | 956 | 271 | 1,385 (2) | 3,225 (13) | 4,610 (6) | 319 |
| 1997 | 992 | 292 | 1,573 (4) | 3,658 (27) | 5,231 (22) | 310 |
| 1998 | 955 | 279 | 1,610 (9t) | 3,511 (20) | 5,121 (16) | 320 |
| 1999 | 994 | 300 | 1,550 (10) | 3,695 (25) | 5,245 (17) | 324 |
| 2000 | 908 | 215 | 1,390 (3) | 2,423 (1) | 3,813 (1) | 191 |
| 2001 | 996 | 300 | 1,431 (5) | 4,084 (31) | 5,515 (25) | 388 |
| 2002 | 974 | 297 | 1,424 (2) | 3,540 (25) | 4,964 (10) | 324 |
| 2003 | 926 | 275 | 1,295 (1) | 3,606 (30) | 4,901 (12) | 324 |
| 2004 | 977 | 318 | 1,917 (18) | 3,807 (26) | 5,724 (27) | 439 |
| 2005 | 960 | 294 | 1,894 (22) | 3,216 (17) | 5,110 (19) | 421 |
| 2006 | 1,062 | 329 | 2,313 (30) | 3,602 (27) | 5,915 (32) | 400 |
| 2007 | 978 | 268 | 1,478 (5) | 3,187 (10) | 4,665 (5) | 297 |
| 2008 | 1,022 | 276 | 1,502 (6) | 3,196 (9) | 4,698 (7) | 234 |
| 2009 | 1,038 | 323 | 1,711 (10t) | 4,139 (31) | 5,850 (28) | 402 |
| 2010 | 1,139 | 356 | 1,851 (20) | 4,032 (29) | 5,883 (26) | 339 |
| 2011 | 1,080 | 324 | 2,053 (24) | 3,629 (14) | 5,682 (T-18) | 317 |
| 2012 | 1,086 | 358 | 2,035 (24) | 3,964 (26) | 5,999 (27) | 471 |
| 2013 | 1,027 | 329 | 1,795 (20) | 3,612 (11) | 5,407 (14) | 381 |
| 2014 | 1,099 | 357 | 2,195 (31) | 3,773 (15) | 5,968 (27) | 438 |
| 2015 | 1,003 | 317 | 1,797 (18) | 3,678 (7) | 5,475 (12) | 423 |
| 2016 | 1,031 | 324 | 1,413 (2) | 4,307 (30) | 5,720 (20) | 378 |
| 2017 | 1,046 | 323 | 1,420 (4) | 3,828 (25) | 5,248 (13) | 356 |
| 2018 | 1,001 | 298 | 1,863 (18) | 3,471 (6) | 5,334 (8) | 303 |
| 2019 | 1,056 | 335 | 1,672 (12) | 4,080 (24) | 5,752 (21) | 331 |
| 2020 | 1,076 | 391 | 1,933 (19) | 4,439 (29) | 6,372 (28) | 439 |
| 2021 | 1,039 | 331 | 1,438 (2) | 4,169 (25) | 5,607 (12) | 354 |
| 2022 | 1,100 | 339 | 1,307 (1) | 4,671 (32) | 5,978 (23) | 359 |

ALL-TIME REGULAR SEASON ATTENDANCE TOTALS

| YEARLY TOTALS | | | | HOME TOTALS | | | | AWAY TOTALS | | | |
|---------------|-------------------|------------|---------------|---------------|-------------------|------------|---------------|---------------|-------------------|------------|---------------|
| Year | Attendance | Games | Average | Year | Attendance | Games | Average | Year | Attendance | Games | Average |
| 1960 | 272,940 | 14 | 19,496 | 1960 | 140,136 | 7 | 20,019 | 1960 | 132,804 | 7 | 18,972 |
| 1961 | 316,379 | 14 | 22,599 | 1961 | 195,024 | 7 | 27,861 | 1961 | 121,355 | 7 | 17,336 |
| 1962 | 295,108 | 14 | 21,079 | 1962 | 200,285 | 7 | 28,612 | 1962 | 94,823 | 7 | 13,546 |
| 1963 | 337,235 | 14 | 24,088 | 1963 | 163,372 | 7 | 23,339 | 1963 | 173,863 | 7 | 24,838 |
| 1964 | 327,284 | 14 | 23,377 | 1964 | 141,777 | 7 | 20,254 | 1964 | 185,507 | 7 | 26,501 |
| 1965 | 450,249 | 14 | 32,161 | 1965 | 240,857 | 7 | 34,408 | 1965 | 209,392 | 7 | 29,913 |
| 1966 | 411,555 | 14 | 29,397 | 1966 | 177,896 | 7 | 25,414 | 1966 | 233,659 | 7 | 33,380 |
| 1967 | 447,385 | 14 | 31,956 | 1967 | 185,129 | 7 | 26,447 | 1967 | 262,256 | 7 | 37,465 |
| 1968 | 569,255 | 14 | 40,661 | 1968 | 283,383 | 7 | 40,483 | 1968 | 285,872 | 7 | 40,839 |
| 1969 | 599,862 | 14 | 42,847 | 1969 | 309,420 | 7 | 44,203 | 1969 | 290,442 | 7 | 41,492 |
| 1970 | 659,432 | 14 | 47,102 | 1970 | 294,425 | 7 | 42,061 | 1970 | 365,007 | 7 | 52,144 |
| 1971 | 658,611 | 14 | 47,044 | 1971 | 289,954 | 7 | 41,422 | 1971 | 368,657 | 7 | 52,665 |
| 1972 | 684,790 | 14 | 48,914 | 1972 | 285,851 | 7 | 40,836 | 1972 | 398,939 | 7 | 56,991 |
| 1973 | 593,244 | 14 | 42,375 | 1973 | 219,386 | 7 | 31,341 | 1973 | 373,858 | 7 | 53,408 |
| 1974 | 614,609 | 14 | 43,901 | 1974 | 237,403 | 7 | 33,915 | 1974 | 377,206 | 7 | 53,887 |
| 1975 | 718,775 | 14 | 51,341 | 1975 | 336,458 | 7 | 48,065 | 1975 | 382,317 | 7 | 54,617 |
| 1976 | 713,217 | 14 | 50,944 | 1976 | 331,895 | 7 | 47,414 | 1976 | 381,322 | 7 | 54,475 |
| 1977 | 721,334 | 14 | 51,524 | 1977 | 345,820 | 7 | 49,403 | 1977 | 375,514 | 7 | 53,645 |
| 1978 | 872,727 | 16 | 54,545 | 1978 | 411,652 | 8 | 51,457 | 1978 | 461,075 | 8 | 57,634 |
| 1979 | 855,514 | 16 | 53,470 | 1979 | 396,580 | 8 | 49,573 | 1979 | 458,934 | 8 | 57,367 |
| 1980 | 898,625 | 16 | 56,164 | 1980 | 398,699 | 8 | 49,837 | 1980 | 499,926 | 8 | 62,491 |
| 1981 | 845,112 | 16 | 52,280 | 1981 | 355,259 | 8 | 44,407 | 1981 | 489,853 | 8 | 61,232 |
| 1982 | 402,513 | 9 | 44,724 | 1982 | 200,340 | 5 | 40,068 | 1982 | 202,173 | 4 | 50,543 |
| 1983 | 707,215 | 16 | 44,201 | 1983 | 321,440 | 8 | 40,180 | 1983 | 385,775 | 8 | 48,222 |
| 1984 | 707,644 | 16 | 44,228 | 1984 | 323,533 | 8 | 40,442 | 1984 | 384,111 | 8 | 48,014 |
| 1985 | 734,041 | 16 | 45,878 | 1985 | 329,445 | 8 | 41,181 | 1985 | 404,596 | 8 | 50,575 |
| 1986 | 693,294 | 16 | 43,331 | 1986 | 303,786 | 8 | 37,973 | 1986 | 389,508 | 8 | 48,689 |
| 1987 | 685,703 | 15 | 45,714 | 1987 | 259,875 | 7 | 37,125 | 1987 | 425,828 | 8 | 53,229 |
| 1988 | 845,396 | 16 | 52,838 | 1988 | 365,981 | 8 | 45,748 | 1988 | 479,415 | 8 | 59,927 |
| 1989 | 889,424 | 16 | 55,589 | 1989 | 451,027 | 8 | 56,378 | 1989 | 438,397 | 8 | 54,800 |
| 1990 | 917,819 | 16 | 57,364 | 1990 | 449,275 | 8 | 56,159 | 1990 | 468,544 | 8 | 58,568 |
| 1991 | 921,346 | 16 | 57,584 | 1991 | 482,726 | 8 | 60,341 | 1991 | 438,620 | 8 | 54,828 |
| 1992 | 965,366 | 16 | 60,335 | 1992 | 479,428 | 8 | 59,928 | 1992 | 485,938 | 8 | 60,743 |
| 1993 | 944,071 | 16 | 59,004 | 1993 | 452,522 | 8 | 56,565 | 1993 | 491,549 | 8 | 61,444 |
| 1994 | 822,738 | 16 | 51,421 | 1994 | 353,514 | 8 | 44,189 | 1994 | 469,224 | 8 | 58,653 |
| 1995 | 764,253 | 16 | 47,766 | 1995 | 288,860 | 8 | 36,108 | 1995 | 475,393 | 8 | 59,424 |
| 1996 | 604,633 | 16 | 37,790 | 1996 | 254,600 | 8 | 31,825 | 1996 | 350,033 | 8 | 43,754 |
| 1997 | 683,765 | 16 | 42,735 | 1997 | 224,757 | 8 | 28,095 | 1997 | 459,008 | 8 | 57,376 |
| 1998 | 791,806 | 16 | 49,487 | 1998 | 299,555 | 8 | 37,444 | 1998 | 492,251 | 8 | 61,531 |
| 1999 | 1,017,727 | 16 | 63,608 | 1999 | 528,890 | 8 | 66,111 | 1999 | 488,837 | 8 | 61,105 |
| 2000 | 1,097,039 | 16 | 68,565 | 2000 | 547,524 | 8 | 68,441 | 2000 | 549,515 | 8 | 68,689 |
| 2001 | 1,089,472 | 16 | 68,092 | 2001 | 550,393 | 8 | 68,799 | 2001 | 539,079 | 8 | 67,385 |
| 2002 | 1,050,989 | 16 | 65,687 | 2002 | 550,437 | 8 | 68,805 | 2002 | 500,552 | 8 | 62,569 |
| 2003 | 1,087,279 | 16 | 67,955 | 2003 | 550,472 | 8 | 68,809 | 2003 | 536,807 | 8 | 67,101 |
| 2004 | 1,051,730 | 16 | 65,733 | 2004 | 551,210 | 8 | 68,901 | 2004 | 500,520 | 8 | 62,565 |
| 2005 | 1,059,178 | 16 | 66,199 | 2005 | 553,192 | 8 | 69,149 | 2005 | 505,986 | 8 | 63,248 |
| 2006 | 1,097,073 | 16 | 68,567 | 2006 | 553,144 | 8 | 69,143 | 2006 | 543,929 | 8 | 67,991 |
| 2007 | 1,098,921 | 16 | 68,683 | 2007 | 553,144 | 8 | 69,143 | 2007 | 545,777 | 8 | 68,222 |
| 2008 | 1,088,061 | 16 | 68,004 | 2008 | 553,144 | 8 | 69,143 | 2008 | 534,917 | 8 | 66,865 |
| 2009 | 1,086,095 | 16 | 67,881 | 2009 | 553,144 | 8 | 69,143 | 2009 | 532,951 | 8 | 66,619 |
| 2010 | 1,115,265 | 16 | 69,704 | 2010 | 553,144 | 8 | 69,143 | 2010 | 562,121 | 8 | 70,265 |
| 2011 | 1,077,697 | 16 | 67,356 | 2011 | 553,144 | 8 | 69,143 | 2011 | 524,553 | 8 | 65,569 |
| 2012 | 1,070,701 | 16 | 66,919 | 2012 | 553,144 | 8 | 69,143 | 2012 | 517,557 | 8 | 64,695 |
| 2013 | 1,057,807 | 16 | 66,113 | 2013 | 553,144 | 8 | 69,143 | 2013 | 504,663 | 8 | 63,083 |
| 2014 | 1,096,866 | 16 | 68,554 | 2014 | 553,144 | 8 | 69,143 | 2014 | 543,722 | 8 | 67,965 |
| 2015 | 1,045,359 | 16 | 65,335 | 2015 | 498,435 | 8 | 62,304 | 2015 | 546,924 | 8 | 68,366 |
| 2016 | 1,016,507 | 16 | 63,532 | 2016 | 517,273 | 8 | 63,532 | 2016 | 499,234 | 8 | 62,404 |
| 2017 | 1,040,119 | 16 | 65,007 | 2017 | 525,214 | 8 | 65,652 | 2017 | 514,905 | 8 | 64,363 |
| 2018 | 1,092,094 | 16 | 68,256 | 2018 | 516,161 | 8 | 64,520 | 2018 | 575,933 | 8 | 71,992 |
| 2019 | 1,047,496 | 16 | 65,469 | 2019 | 516,074 | 8 | 64,509 | 2019 | 531,422 | 8 | 66,428 |
| 2020 | 135,103 | 16 | 8,444 | 2020 | 84,527 | 8 | 10,566 | 2020 | 50,576 | 8 | 6,322 |
| 2021 | 1,137,282 | 17 | 66,899 | 2021 | 617,102 | 9 | 68,567 | 2021 | 520,180 | 8 | 65,023 |
| 2022 | 1,166,846 | 17 | 68,638 | 2022 | 548,929 | 8 | 68,616 | 2022 | 617,917 | 9 | 68,657 |
| Totals | 50,966,975 | 966 | 52,761 | Totals | 24,515,454 | 483 | 50,757 | Totals | 26,451,521 | 483 | 54,765 |



TENNESSEE TITANS

UPDATED RECORDS

ALL-PRO AND PRO BOWL LEADERS

Most Associated Press First-Team All-Pro Seasons

Bruce Matthews, 7
 Tony Banfield, 3
 Charlie Hennigan, 3
 Al Jamison, 3
 Bob Talamini, 3
 George Webster, 3
 Robert Brazile, 2
 Kevin Byard, 2
 Miller Farr, 2
 Don Floyd, 2
 Leon Gray, 2
 Albert Haynesworth, 2
 Mike Munchak, 2

Most Pro Bowl Seasons

(AFL All-Star Game 1962-70; AFC-NFC Pro Bowl 1971-present)

Bruce Matthews, 14
 Mike Munchak, 9
 Elvin Bethea, 8
 Robert Brazile, 7
 Warren Moon, 6
 Bob Talamini, 6
 Earl Campbell, 5
 Jurrell Casey, 5
 Ray Childress, 5
 Charlie Hennigan, 5
 Ken Houston, 5
 Blaine Bishop, 4
 Curley Culp, 4
 Eddie George, 4
 Tony Banfield, 3
 George Blanda, 3
 Miller Farr, 3
 Fred Glick, 3
Derrick Henry, 3
 Ed Husmann, 3
 Haywood Jeffires, 3
 Chris Johnson, 3
 Jevon Kearse, 3
 Brett Kern, 3
 Taylor Lewan, 3
 Steve McNair, 3
 Jim Norton, 3
 Bob Schmidt, 3
 Delanie Walker, 3
 George Webster, 3
 Frank Wycheck, 3

Most Consecutive Pro Bowl Seasons

(AFL All-Star Game 1962-70; AFC-NFC Pro Bowl 1971-present)

Bruce Matthews, 14
 Robert Brazile, 7
 Mike Munchak, 7
 Warren Moon, 6
 Bob Talamini, 6
 Jurrell Casey, 5
 Charlie Hennigan, 5
 Earl Campbell, 4
 Ray Childress, 4
 Curley Culp, 4
 Eddie George, 4
 Tony Banfield, 3
 Blaine Bishop, 3
 George Blanda, 3
 Miller Farr, 3
 Fred Glick, 3
 Ed Husmann, 3
 Haywood Jeffires, 3
 Chris Johnson, 3
 Jevon Kearse, 3
 Brett Kern, 3
 Taylor Lewan, 3
 Bob Schmidt, 3
 Delanie Walker, 3
 George Webster, 3
 Frank Wycheck, 3

ALL-TIME REGULAR SEASON LEAGUE LEADERS

Rushing Yards

2020: **Derrick Henry**, 378-2,027
 2019: **Derrick Henry**, 303-1,540
 2009: Chris Johnson, 358-2,006
 1980: Earl Campbell, 373-1,934
 1979: Earl Campbell, 368-1,697
 1978: Earl Campbell*, 302-1,450
 1961: Billy Cannon, 200-948

Passing Touchdowns

1990: Warren Moon, 33
 1961: George Blanda, 36

Passer Rating

2019: **Ryan Tannehill**, 117.5
 2003: Steve McNair, 100.4

Receptions

1991: Haywood Jeffires, 100
 1964: Charlie Hennigan, 101

Receiving Yards

1975: Ken Burrough, 1,063
 1964: Charlie Hennigan, 1,546
 1961: Charlie Hennigan, 1,746

Touchdowns

1979: Earl Campbell, 19 (19r)
 1961: Bill Groman, 18 (1r, 17p)

Interceptions

2017: Kevin Byard, 8
 1979: Mike Reinfeldt, 12
 1967: Miller Farr, 10
 1965: W.K. Hicks, 9
 1963: Fred Glick, 12

Punting (Gross Avg.)

2022: **Ryan Stonehouse**, 53.1
 2017: Brett Kern, 49.7
 1998: Craig Hentrich, 47.2
 1993: Greg Montgomery, 45.6
 1992: Greg Montgomery, 46.9

Punt Returns

2006: Pacman Jones, 12.9
 1977: Billy Johnson, 15.4
 1975: Billy Johnson, 15.3
 1964: Bobby Jancik, 18.3

Kickoff Returns

2018: Darius Jennings, 31.7
 1967: Zeke Moore*, 28.9
 1963: Bobby Jancik, 29.3
 1962: Bobby Jancik*, 30.3
 1960: Ken Hall, 31.3

* Rookie

ALL-TIME TEAM LEADERS BY CATEGORY

CAREER RUSHING YARDS

| Player | Years | Att | Yds | Avg | Lg | TD |
|-------------------------|----------------|--------------|--------------|------------|------------|-----------|
| 1. Eddie George | 1996-03 | 2,733 | 10,009 | 3.7 | 76 | 64 |
| 2. Derrick Henry | 2016-23 | 1,926 | 9,074 | 4.7 | 99t | 84 |
| 3. Earl Campbell | 1978-84 | 1,979 | 8,574 | 4.3 | 81t | 73 |
| 4. Chris Johnson | 2008-13 | 1,742 | 7,965 | 4.6 | 94t | 50 |
| 5. Lorenzo White | 1988-94 | 1,000 | 4,079 | 4.1 | 44 | 29 |
| 6. Hoyle Granger | 1966-70,72 | 773 | 3,514 | 4.5 | 69t | 18 |
| 7. Steve McNair (QB) | 1995-05 | 614 | 3,439 | 5.6 | 71t | 36 |
| 8. Mike Rozier | 1985-90 | 910 | 3,426 | 3.8 | 41 | 27 |
| 9. Charles Tolar | 1960-66 | 907 | 3,277 | 3.6 | 40 | 21 |
| 10. Ronnie Coleman | 1974-81 | 700 | 2,769 | 4.0 | 46t | 16 |
| 11. Chris Brown | 2003-07 | 643 | 2,757 | 4.3 | 52 | 16 |
| 12. LenDale White | 2006-09 | 628 | 2,349 | 3.7 | 80t | 24 |
| 13. Allen Pinkett | 1986-91 | 561 | 2,324 | 4.1 | 60 | 21 |
| 14. Gary Brown | 1991-95 | 477 | 2,115 | 4.4 | 39t | 12 |
| 15. Fred Willis | 1972-76 | 603 | 2,114 | 3.5 | 44 | 11 |
| 16. Billy Cannon | 1960-63 | 512 | 2,111 | 4.1 | 64 | 14 |
| 17. DeMarco Murray | 2016-17 | 477 | 1,946 | 4.1 | 75t | 15 |
| 18. Rodney Thomas | 1995-00 | 495 | 1,847 | 3.7 | 74t | 12 |
| 19. Rob Carpenter | 1977-81 | 433 | 1,788 | 4.1 | 77 | 12 |
| 20. Larry Moriarty | 1983-86 | 415 | 1,624 | 3.9 | 80 | 13 |

SEASON RUSHING YARDS

| Player | Year | Att | Yds | Avg | Lg | TD |
|--------------------------|-------------|------------|--------------|------------|------------|-----------|
| 1. Derrick Henry | 2020 | 378 | 2,027 | 5.4 | 94t | 17 |
| 2. Chris Johnson | 2009 | 358 | 2,006 | 5.6 | 91t | 14 |
| 3. Earl Campbell | 1980 | 373 | 1,934 | 5.2 | 55t | 13 |
| 4. Earl Campbell | 1979 | 368 | 1,697 | 4.6 | 61t | 19 |
| 5. Derrick Henry | 2019 | 303 | 1,540 | 5.1 | 74t | 16 |
| 6. Derrick Henry | 2022 | 349 | 1,538 | 4.4 | 56 | 13 |
| 7. Eddie George | 2000 | 403 | 1,509 | 3.7 | 35t | 14 |
| 8. <i>Earl Campbell</i> | <i>1978</i> | <i>302</i> | <i>1,450</i> | <i>4.8</i> | <i>81t</i> | <i>13</i> |
| 9. Eddie George | 1997 | 357 | 1,399 | 3.9 | 30 | 6 |
| 10. Earl Campbell | 1981 | 361 | 1,376 | 3.8 | 43 | 10 |
| 11. <i>Eddie George</i> | <i>1996</i> | <i>335</i> | <i>1,368</i> | <i>4.1</i> | <i>76</i> | <i>8</i> |
| 12. Chris Johnson | 2010 | 316 | 1,364 | 4.3 | 76t | 11 |
| 13. Eddie George | 1999 | 320 | 1,304 | 4.1 | 40 | 9 |
| 14. Earl Campbell | 1983 | 322 | 1,301 | 4.0 | 42 | 12 |
| 15. Eddie George | 1998 | 348 | 1,294 | 3.7 | 37t | 5 |
| 16. DeMarco Murray | 2016 | 293 | 1,287 | 4.4 | 75t | 9 |
| 17. Chris Johnson | 2012 | 276 | 1,243 | 4.5 | 94t | 6 |
| 18. <i>Chris Johnson</i> | <i>2008</i> | <i>251</i> | <i>1,228</i> | <i>4.9</i> | <i>66t</i> | <i>9</i> |
| 19. Lorenzo White | 1992 | 265 | 1,226 | 4.6 | 44 | 7 |
| 20. Travis Henry | 2006 | 270 | 1,211 | 4.5 | 70t | 7 |

CAREER PASSING YARDS

| Player | Years | Att | Cmp | Pct | Yds | Y/A | TD | Int | Lg | Sk | Lst | Rate |
|--------------------------|----------------|--------------|--------------|-------------|---------------|-------------|-----------|-----------|------------|------------|--------------|-------------|
| 1. Warren Moon | 1984-93 | 4,546 | 2,632 | 57.9 | 33,685 | 7.41 | 196 | 166 | 87t | 315 | 2,403 | 80.4 |
| 2. Steve McNair | 1995-05 | 3,871 | 2,305 | 59.5 | 27,141 | 7.01 | 156 | 103 | 83t | 229 | 1,398 | 83.3 |
| 3. George Blanda | 1960-66 | 2,784 | 1,347 | 48.4 | 19,149 | 6.88 | 165 | 189 | 95 | - | - | 62.5 |
| 4. Dan Pastorini | 1971-79 | 2,768 | 1,426 | 51.5 | 16,864 | 6.09 | 96 | 139 | 85t | 222 | 1,977 | 61.0 |
| 5. Ryan Tannehill | 2019-23 | 1,781 | 1,183 | 66.4 | 13,959 | 7.84 | 91 | 39 | 91t | 154 | 1,085 | 98.0 |
| 6. Marcus Mariota | 2015-19 | 1,765 | 1,110 | 62.9 | 13,207 | 7.48 | 76 | 44 | 75 | 155 | 992 | 89.6 |
| 7. Vince Young | 2006-10 | 1,190 | 689 | 57.9 | 8,098 | 6.81 | 42 | 42 | 73 | 75 | 415 | 75.7 |
| 8. Kerry Collins | 2006-10 | 1,081 | 613 | 56.7 | 6,804 | 6.29 | 33 | 29 | 80t | 36 | 253 | 74.6 |
| 9. Ken Stabler | 1980-81 | 742 | 458 | 61.7 | 5,190 | 6.99 | 27 | 46 | 79t | 56 | 518 | 69.0 |
| 10. Pete Beathard | 1967-69 | 822 | 379 | 46.1 | 5,128 | 6.24 | 26 | 51 | 86t | - | - | 51.2 |
| 11. Jake Locker | 2011-14 | 709 | 408 | 57.5 | 4,967 | 7.03 | 27 | 22 | 71t | 60 | 378 | 79.0 |
| 12. Matt Hasselbeck | 2011-12 | 739 | 457 | 61.8 | 4,938 | 6.68 | 25 | 19 | 80t | 33 | 256 | 82.0 |
| 13. Chris Chandler | 1995-96 | 676 | 409 | 60.5 | 4,559 | 6.74 | 33 | 21 | 76t | 46 | 326 | 83.9 |
| 14. Cody Carlson | 1988-94 | 659 | 370 | 56.1 | 4,469 | 6.78 | 21 | 28 | 81 | 54 | 374 | 70.0 |
| 15. Don Trull | 1964-69 | 556 | 249 | 44.8 | 3,538 | 6.36 | 29 | 21 | - | - | - | 67.6 |
| 16. Billy Volek | 2001-05 | 517 | 312 | 60.3 | 3,505 | 6.78 | 26 | 13 | 55t | 45 | 306 | 86.9 |
| 17. Jacky Lee | 1960-67 | 409 | 210 | 51.3 | 3,291 | 8.05 | 25 | 30 | 98t | - | - | 68.2 |
| 18. Gifford Nielsen | 1978-83 | 498 | 273 | 54.8 | 3,255 | 6.54 | 20 | 22 | 48 | 47 | 354 | 70.0 |
| 19. Neil O'Donnell | 1999-03 | 367 | 215 | 58.6 | 2,664 | 7.26 | 16 | 11 | 67 | 18 | 144 | 83.2 |
| 20. Oliver Luck | 1983-86 | 413 | 233 | 56.4 | 2,544 | 6.16 | 13 | 21 | 66 | 33 | 261 | 64.1 |

SEASON PASSING YARDS

| Player | Year | Att | Cmp | Pct | Yds | Y/A | TD | Int | Lg | Sk | Lst | Rate |
|--------------------------|-------------|------------|------------|-------------|--------------|-------------|-----------|-----------|------------|-----------|------------|--------------|
| 1. Warren Moon | 1991 | 655 | 404 | 61.7 | 4,690 | 7.16 | 23 | 21 | 61t | 23 | 174 | 81.7 |
| 2. Warren Moon | 1990 | 584 | 362 | 62.0 | 4,689 | 8.03 | 33 | 13 | 87t | 36 | 252 | 96.8 |
| 3. Ryan Tannehill | 2020 | 481 | 315 | 65.5 | 3,819 | 7.94 | 33 | 7 | 75 | 24 | 173 | 106.5 |
| 4. Ryan Tannehill | 2021 | 531 | 357 | 67.2 | 3,734 | 7.03 | 21 | 14 | 57t | 47 | 327 | 89.6 |
| 5. Warren Moon | 1989 | 464 | 280 | 60.3 | 3,631 | 7.83 | 23 | 14 | 55 | 35 | 267 | 88.9 |
| 6. Matt Hasselbeck | 2011 | 518 | 319 | 61.6 | 3,571 | 6.89 | 18 | 14 | 80t | 19 | 153 | 82.4 |
| 7. Warren Moon | 1986 | 488 | 256 | 52.5 | 3,489 | 7.15 | 13 | 26 | 81t | 41 | 332 | 62.3 |
| 8. Warren Moon | 1993 | 520 | 303 | 58.3 | 3,485 | 6.70 | 21 | 21 | 80t | 34 | 218 | 75.2 |
| 9. Marcus Mariota | 2016 | 451 | 276 | 61.2 | 3,426 | 7.60 | 26 | 9 | 60 | 23 | 156 | 95.6 |
| 10. Steve McNair | 2002 | 492 | 301 | 61.2 | 3,387 | 6.88 | 22 | 15 | 55 | 21 | 121 | 84.0 |
| 11. Steve McNair | 2001 | 431 | 264 | 61.3 | 3,350 | 7.77 | 21 | 12 | 71t | 37 | 251 | 90.2 |
| 12. Warren Moon | 1984 | 450 | 259 | 57.6 | 3,338 | 7.42 | 12 | 14 | 76 | 47 | 371 | 76.9 |
| 13. George Blanda | 1961 | 362 | 187 | 51.7 | 3,330 | 9.20 | 36 | 22 | - | - | - | 91.3 |
| 14. George Blanda | 1964 | 505 | 262 | 51.9 | 3,287 | 6.51 | 17 | 27 | - | - | - | 61.4 |
| 15. Marcus Mariota | 2017 | 453 | 281 | 62.0 | 3,232 | 7.13 | 13 | 15 | 75t | 27 | 173 | 79.3 |
| 16. Steve McNair | 1998 | 492 | 289 | 58.7 | 3,228 | 6.56 | 15 | 10 | 47 | 33 | 176 | 80.1 |
| 17. Steve McNair | 2003 | 400 | 250 | 62.5 | 3,215 | 8.04 | 24 | 7 | 73 | 19 | 108 | 100.4 |
| 18. Ken Stabler | 1980 | 457 | 293 | 64.1 | 3,202 | 7.01 | 13 | 28 | 79t | 27 | 264 | 68.7 |
| 19. Steve McNair | 2005 | 476 | 292 | 61.3 | 3,161 | 6.64 | 16 | 11 | 57 | 20 | 134 | 82.4 |
| 20. George Blanda | 1963 | 423 | 224 | 53.0 | 3,003 | 7.10 | 24 | 25 | - | - | - | 70.1 |

ALL-TIME TEAM LEADERS BY CATEGORY

CAREER RECEPTIONS

| Player | Years | No | Yds | Avg | Lg | TD |
|------------------------|---------|-----|-------|------|-----|----|
| 1. Ernest Givins | 1986-94 | 542 | 7,935 | 14.6 | 83t | 46 |
| 2. Haywood Jeffires | 1987-95 | 515 | 6,119 | 11.9 | 87t | 47 |
| 3. Frank Wycheck (TE) | 1995-03 | 482 | 4,958 | 10.3 | 42 | 27 |
| 4. Drew Hill | 1985-91 | 480 | 7,477 | 15.6 | 81t | 47 |
| 5. Derrick Mason | 1997-04 | 453 | 6,114 | 13.5 | 71t | 37 |
| 6. Charlie Hennigan | 1960-66 | 410 | 6,823 | 16.6 | 80t | 51 |
| 7. Ken Burrough | 1971-81 | 408 | 6,907 | 16.9 | 85t | 47 |
| 8. Delanie Walker (TE) | 2013-19 | 381 | 4,423 | 11.6 | 68 | 28 |
| 9. Curtis Duncan | 1987-93 | 322 | 3,935 | 12.2 | 72 | 20 |
| 10. Nate Washington | 2009-14 | 307 | 4,591 | 15.0 | 80t | 28 |
| 11. Kendall Wright | 2012-16 | 280 | 3,244 | 11.6 | 52t | 18 |
| 12. Drew Bennett | 2001-06 | 273 | 4,033 | 14.8 | 55 | 25 |
| 13. Chris Johnson (RB) | 2008-13 | 272 | 2,003 | 7.4 | 69t | 8 |
| 14. Eddie George (RB) | 1996-03 | 259 | 2,144 | 8.3 | 54 | 10 |
| 15. Bo Scaife (TE) | 2005-10 | 251 | 2,383 | 9.5 | 44 | 12 |
| 16. Corey Davis | 2017-20 | 207 | 2,851 | 13.8 | 75t | 11 |
| 17. Tim Smith | 1980-86 | 206 | 3,107 | 15.1 | 75t | 12 |
| 18. Alvin Reed (TE) | 1967-72 | 199 | 2,818 | 14.2 | 60 | 11 |
| 19. A.J. Brown | 2019-21 | 185 | 2,995 | 16.2 | 91t | 24 |
| 20. Webster Slaughter | 1992-94 | 184 | 2,236 | 12.2 | 57 | 11 |
| Lorenzo White (RB) | 1988-94 | 184 | 1,674 | 9.1 | 69t | 6 |

SEASON RECEPTIONS

| Player | Year | No | Yds | Avg | Lg | TD |
|-----------------------|------|-----|-------|------|-----|----|
| 1. Charlie Hennigan | 1964 | 101 | 1,546 | 15.3 | 53 | 8 |
| 2. Haywood Jeffires | 1991 | 100 | 1,181 | 11.8 | 44 | 7 |
| 3. Derrick Mason | 2004 | 96 | 1,168 | 12.2 | 37t | 7 |
| 4. Derrick Mason | 2003 | 95 | 1,303 | 13.7 | 50t | 8 |
| 5. Delanie Walker | 2015 | 94 | 1,088 | 11.6 | 61t | 6 |
| Kendall Wright | 2013 | 94 | 1,079 | 11.5 | 45 | 2 |
| 7. Drew Hill | 1991 | 90 | 1,109 | 12.3 | 61t | 4 |
| Haywood Jeffires | 1992 | 90 | 913 | 10.1 | 47 | 9 |
| 9. Tim Smith | 1983 | 83 | 1,176 | 14.2 | 47t | 6 |
| 10. Curtis Duncan | 1992 | 82 | 954 | 11.6 | 72 | 1 |
| Charlie Hennigan | 1961 | 82 | 1,746 | 21.3 | 80 | 12 |
| 12. Drew Bennett | 2004 | 80 | 1,247 | 15.6 | 48t | 11 |
| Butch Woolfolk | 1985 | 80 | 814 | 10.2 | 80t | 4 |
| 14. Derrick Mason | 2002 | 79 | 1,012 | 12.8 | 40 | 5 |
| 15. Webster Slaughter | 1993 | 77 | 904 | 11.7 | 41 | 5 |
| 16. Delanie Walker | 2017 | 74 | 807 | 10.9 | 42 | 3 |
| Drew Hill | 1990 | 74 | 1,019 | 13.8 | 57 | 5 |
| Haywood Jeffires | 1990 | 74 | 1,048 | 14.2 | 87t | 8 |
| Nate Washington | 2011 | 74 | 1,023 | 13.8 | 57 | 7 |
| 20. Derrick Mason | 2001 | 73 | 1,128 | 15.5 | 71t | 9 |

CAREER RECEIVING YARDS

| Player | Years | No | Yds | Avg | Lg | TD |
|---------------------|---------|-----|-------|------|-----|----|
| 1. Ernest Givins | 1986-94 | 542 | 7,935 | 14.6 | 83t | 46 |
| 2. Drew Hill | 1985-91 | 480 | 7,477 | 15.6 | 81t | 47 |
| 3. Ken Burrough | 1971-81 | 408 | 6,906 | 16.9 | 85t | 47 |
| 4. Charlie Hennigan | 1960-66 | 410 | 6,823 | 16.6 | 83 | 51 |
| 5. Haywood Jeffires | 1987-95 | 515 | 6,119 | 11.9 | 87t | 47 |
| 6. Derrick Mason | 1997-04 | 453 | 6,114 | 13.5 | 71t | 37 |
| 7. Frank Wycheck | 1995-03 | 482 | 4,958 | 10.3 | 42 | 27 |
| 8. Nate Washington | 2009-14 | 307 | 4,591 | 15.0 | 80t | 28 |
| 9. Delanie Walker | 2013-19 | 381 | 4,423 | 11.6 | 68 | 28 |
| 10. Drew Bennett | 2001-06 | 273 | 4,033 | 14.8 | 55t | 25 |
| 11. Curtis Duncan | 1987-93 | 322 | 3,935 | 12.2 | 72 | 20 |
| 12. Chris Sanders | 1995-01 | 177 | 3,285 | 18.6 | 83t | 17 |
| 13. Kendall Wright | 2012-16 | 280 | 3,244 | 11.6 | 52t | 18 |
| 14. Tim Smith | 1980-86 | 206 | 3,107 | 15.1 | 75t | 12 |
| 15. Charley Frazier | 1962-68 | 179 | 3,060 | 17.1 | 80 | 22 |
| 16. A.J. Brown | 2019-21 | 185 | 2,995 | 16.2 | 91t | 24 |
| 17. Bill Groman | 1960-62 | 143 | 2,976 | 20.8 | 80 | 32 |
| 18. Corey Davis | 2017-20 | 207 | 2,851 | 13.8 | 75t | 11 |
| 19. Alvin Reed | 1967-72 | 199 | 2,818 | 14.2 | 60 | 11 |
| 20. Kenny Britt | 2009-13 | 157 | 2,450 | 15.6 | 80t | 19 |

SEASON RECEIVING YARDS

| Player | Year | No | Yds | Avg | Lg | TD |
|---------------------|------|-----|-------|------|-----|----|
| 1. Charlie Hennigan | 1961 | 82 | 1,746 | 21.3 | 80 | 12 |
| 2. Charlie Hennigan | 1964 | 101 | 1,546 | 15.3 | 53 | 8 |
| 3. Bill Groman | 1960 | 72 | 1,473 | 20.5 | - | 12 |
| 4. Derrick Mason | 2003 | 95 | 1,303 | 13.7 | 50t | 8 |
| 5. Drew Bennett | 2004 | 80 | 1,247 | 15.6 | 48t | 11 |
| 6. Haywood Jeffires | 1991 | 100 | 1,181 | 11.8 | 44 | 7 |
| 7. Tim Smith | 1983 | 83 | 1,176 | 14.2 | 47t | 6 |
| 8. Bill Groman | 1961 | 50 | 1,175 | 23.5 | 80 | 17 |
| 9. Drew Hill | 1985 | 64 | 1,169 | 18.3 | 57t | 9 |
| 10. Derrick Mason | 2004 | 96 | 1,168 | 12.2 | 37t | 7 |
| 11. Drew Hill | 1988 | 72 | 1,141 | 15.8 | 57t | 10 |
| Tim Smith | 1984 | 69 | 1,141 | 16.5 | 75t | 4 |
| 13. Charley Frazier | 1966 | 57 | 1,129 | 19.8 | 79 | 12 |
| 14. Derrick Mason | 2001 | 73 | 1,128 | 15.5 | 71t | 9 |
| 15. Drew Hill | 1986 | 65 | 1,112 | 17.1 | 81t | 5 |
| 16. Drew Hill | 1991 | 90 | 1,109 | 12.3 | 61t | 4 |
| 17. Delanie Walker | 2015 | 94 | 1,088 | 11.6 | 61t | 6 |
| 18. Kendall Wright | 2013 | 94 | 1,079 | 11.5 | 45 | 2 |
| 19. A.J. Brown | 2020 | 70 | 1,075 | 15.4 | 73t | 11 |
| 20. Ken Burrough | 1975 | 53 | 1,063 | 20.1 | 77t | 8 |

CAREER SCORING

| Player | Years | TD | Rush | Rec | Ret | XPM | FGM | 2PT | Points |
|-------------------------|----------------|-----------|-----------|----------|----------|----------|----------|----------|------------|
| 1. Al Del Greco | 1991-00 | 0 | 0 | 0 | 0 | 322 | 246 | 0 | 1,060 |
| 2. Rob Bironas | 2005-13 | 0 | 0 | 0 | 0 | 315 | 239 | 0 | 1,032 |
| 3. George Blanda | 1960-66 | 4 | 4 | 0 | 0 | 301 | 91 | 0 | 598 |
| 4. Tony Zendejas | 1985-90 | 0 | 0 | 0 | 0 | 197 | 117 | 0 | 548 |
| 5. Ryan Succop | 2014-19 | 0 | 0 | 0 | 0 | 178 | 117 | 0 | 529 |
| 6. Derrick Henry | 2016-23 | 87 | 84 | 3 | 0 | 0 | 0 | 2 | 526 |
| 7. Eddie George | 1996-03 | 74 | 64 | 10 | 0 | 0 | 0 | 3 | 450 |
| 8. Earl Campbell | 1978-84 | 73 | 73 | 0 | 0 | 0 | 0 | 0 | 438 |
| 9. Toni Fritsch | 1977-81 | 0 | 0 | 0 | 0 | 149 | 81 | 0 | 392 |
| 10. Chris Johnson | 2008-13 | 58 | 50 | 8 | 0 | 0 | 0 | 1 | 350 |
| 11. Skip Butler | 1972-77 | 0 | 0 | 0 | 0 | 122 | 70 | 0 | 332 |
| 12. Charlie Hennigan | 1960-66 | 51 | 0 | 51 | 0 | 0 | 0 | 0 | 306 |
| 13. Ken Burrough | 1971-81 | 48 | 1 | 47 | 0 | 0 | 0 | 0 | 288 |
| Ernest Givins | 1986-94 | 48 | 1 | 46 | 1 | 0 | 0 | 0 | 288 |
| Haywood Jeffires | 1987-95 | 47 | 0 | 47 | 0 | 0 | 0 | 3 | 288 |
| 16. Drew Hill | 1985-91 | 47 | 0 | 47 | 0 | 0 | 0 | 0 | 282 |
| 17. Derrick Mason | 1997-04 | 40 | 0 | 37 | 3 | 0 | 0 | 1 | 242 |
| 18. Steve McNair | 1995-05 | 36 | 36 | 0 | 0 | 0 | 0 | 3 | 222 |
| 19. Lorenzo White | 1988-94 | 36 | 29 | 6 | 1 | 0 | 0 | 0 | 216 |
| 20. Billy Cannon | 1960-63 | 35 | 14 | 20 | 1 | 0 | 0 | 1 | 212 |

ALL-TIME TEAM LEADERS BY CATEGORY

SEASON SCORING

| Player | Year | TD | Rush | Rec | Ret | XPM | FGM | 2PT | Points |
|-------------------|------|----|------|-----|-----|-----|-----|-----|--------|
| 1. Ryan Succop | 2017 | 0 | 0 | 0 | 0 | 31 | 35 | 0 | 136 |
| Al Del Greco | 1998 | 0 | 0 | 0 | 0 | 28 | 36 | 0 | 136 |
| 3. Rob Bironas | 2007 | 0 | 0 | 0 | 0 | 28 | 35 | 0 | 133 |
| 4. Al Del Greco | 1996 | 0 | 0 | 0 | 0 | 35 | 32 | 0 | 131 |
| 5. Rob Bironas | 2008 | 0 | 0 | 0 | 0 | 40 | 29 | 0 | 127 |
| 6. Al Del Greco | 1993 | 0 | 0 | 0 | 0 | 39 | 29 | 0 | 126 |
| 7. Gary Anderson | 2003 | 0 | 0 | 0 | 0 | 42 | 27 | 0 | 123 |
| 8. Rob Bironas | 2011 | 0 | 0 | 0 | 0 | 34 | 29 | 0 | 121 |
| 9. Randy Bullock | 2021 | 0 | 0 | 0 | 0 | 42 | 26 | 0 | 120 |
| 10. Rob Bironas | 2009 | 0 | 0 | 0 | 0 | 37 | 27 | 0 | 118 |
| Al Del Greco | 2000 | 0 | 0 | 0 | 0 | 37 | 27 | 0 | 118 |
| 12. Rob Bironas | 2013 | 0 | 0 | 0 | 0 | 41 | 25 | 0 | 116 |
| 13. George Blanda | 1960 | 4 | 4 | 0 | 0 | 46 | 15 | 0 | 115 |
| Tony Zendejas | 1989 | 0 | 0 | 0 | 0 | 40 | 25 | 0 | 115 |
| 15. Earl Campbell | 1979 | 19 | 19 | 0 | 0 | 0 | 0 | 0 | 114 |
| Al Del Greco | 1995 | 0 | 0 | 0 | 0 | 33 | 27 | 0 | 114 |
| Tony Zendejas | 1988 | 0 | 0 | 0 | 0 | 48 | 22 | 0 | 114 |
| 18. Al Del Greco | 1997 | 0 | 0 | 0 | 0 | 32 | 27 | 0 | 113 |
| 19. George Blanda | 1961 | 0 | 0 | 0 | 0 | 64 | 16 | 0 | 112 |
| 20. Joe Nedney | 2002 | 0 | 0 | 0 | 0 | 36 | 25 | 0 | 111 |

CAREER KICKOFF RETURNS (YARDS)

| Player | Years | No | Yds | Avg | Lg | TD |
|---------------------|------------|-----|-------|------|------|----|
| 1. Bobby Jancik | 1962-67 | 158 | 4,185 | 26.5 | 61 | 0 |
| 2. Derrick Mason | 1997-04 | 156 | 3,496 | 22.4 | 101t | 1 |
| 3. Carl Roaches | 1980-84 | 150 | 3,276 | 21.8 | 97t | 2 |
| 4. Billy Johnson | 1974-80 | 121 | 2,902 | 24.0 | 81t | 2 |
| 5. Darius Mariani | 2010-13,16 | 118 | 2,838 | 24.1 | 98t | 1 |
| 6. Mel Gray | 1995-97 | 111 | 2,592 | 23.4 | 88 | 0 |
| 7. Adam Jones | 2005-06 | 63 | 1,648 | 26.2 | 85 | 0 |
| 8. Zeke Moore | 1967-77 | 64 | 1,618 | 25.3 | 92t | 1 |
| 9. Darius Reynaud | 2012-13 | 68 | 1,595 | 23.5 | 105t | 1 |
| 10. Willie Drewrey | 1985-93 | 75 | 1,581 | 21.1 | 50 | 0 |
| 11. Allen Pinkett | 1986-91 | 80 | 1,577 | 19.7 | 48 | 0 |
| 12. Jerry LeVias | 1969-70 | 64 | 1,538 | 24.0 | 87 | 0 |
| 13. Bobby Wade | 2005-06 | 50 | 1,194 | 23.9 | 48 | 0 |
| 14. Billy Cannon | 1960-63 | 46 | 1,186 | 25.8 | 88t | 1 |
| 15. Leonard Harris | 1987-93 | 53 | 1,130 | 21.3 | 63 | 0 |
| 16. Leon Washington | 2013-14 | 47 | 1,219 | 25.9 | 95 | 0 |
| 17. Chris Carr | 2008 | 35 | 984 | 28.1 | 52 | 0 |
| 18. Mike Archie | 1996-98 | 46 | 961 | 20.9 | 50 | 0 |
| 19. Bob Gresham | 1973-74 | 36 | 903 | 25.1 | 103t | 1 |
| 20. Willie Tullis | 1981-84 | 38 | 886 | 23.3 | 95t | 1 |

SEASON KICKOFF RETURNS (AVG.)

| Player | Year | No | Yds | Avg | Lg | TD |
|--------------------|------|----|-------|------|------|----|
| 1. Darius Jennings | 2018 | 22 | 698 | 31.7 | 94t | 1 |
| 2. Ken Hall | 1960 | 19 | 594 | 31.3 | 104t | 1 |
| 3. Bobby Jancik | 1962 | 24 | 726 | 30.3 | 61 | 0 |
| 4. Bobby Jancik | 1963 | 45 | 1,317 | 29.3 | 53 | 0 |
| 5. Chris Carr | 2008 | 35 | 984 | 28.1 | 52 | 0 |
| 6. Carl Roaches | 1981 | 28 | 769 | 27.5 | 96t | 1 |
| 7. Billy Johnson | 1974 | 29 | 785 | 27.1 | 67 | 0 |
| 8. Derrick Mason | 2000 | 42 | 1,132 | 27.0 | 66 | 0 |
| 9. Bob Gresham | 1973 | 27 | 723 | 26.8 | 103t | 1 |
| 10. Adam Jones | 2005 | 43 | 1,127 | 26.2 | 85 | 0 |
| 11. Linzy Cole | 1971 | 32 | 834 | 26.1 | 45 | 0 |
| 12. Adam Jones | 2006 | 20 | 521 | 26.1 | 70 | 0 |
| 13. Bobby Jancik | 1966 | 34 | 875 | 25.7 | 53 | 0 |
| 14. Steve Brown | 1983 | 31 | 795 | 25.6 | 93t | 1 |
| 15. Marc Mariani | 2010 | 60 | 1,530 | 25.5 | 98t | 1 |
| 16. Billy Johnson | 1977 | 25 | 630 | 25.2 | 76t | 1 |
| 17. Alvin Haymond | 1973 | 28 | 703 | 25.1 | 47 | 0 |
| 18. Jerry LeVias | 1969 | 38 | 940 | 24.7 | 87 | 0 |
| 19. Willie Drewrey | 1985 | 26 | 642 | 24.7 | 50 | 0 |
| 20. Zeke Moore | 1968 | 32 | 787 | 24.6 | 45 | 0 |

CAREER PUNT RETURNS (YARDS)

| Player | Years | No | FC | Yds | Avg | Lg | TD |
|----------------------|------------|-----|----|-------|------|-----|----|
| 1. Billy Johnson | 1974-80 | 155 | 21 | 2,040 | 13.2 | 87t | 5 |
| 2. Derrick Mason | 1997-04 | 182 | 94 | 1,590 | 8.7 | 69t | 2 |
| 3. Carl Roaches | 1980-84 | 151 | 31 | 1,095 | 7.3 | 68 | 0 |
| 4. Marc Mariani | 2010-13,16 | 102 | 57 | 1,054 | 10.3 | 87t | 2 |
| 5. Willie Drewrey | 1985-93 | 104 | 45 | 771 | 7.4 | 25 | 0 |
| 6. Adam Jones | 2005-06 | 63 | 11 | 712 | 11.3 | 90t | 4 |
| 7. Mel Gray | 1995-97 | 69 | 45 | 652 | 9.4 | 40 | 0 |
| 8. Bobby Jancik | 1962-67 | 67 | - | 647 | 9.7 | 82 | 1 |
| 9. Darius Reynaud | 2012-13 | 49 | 25 | 545 | 11.1 | 81t | 2 |
| 10. Jerry LeVias | 1969-70 | 60 | 19 | 505 | 8.4 | 46 | 0 |
| 11. Kenny Johnson | 1986-89 | 73 | 32 | 488 | 6.7 | 26 | 0 |
| 12. Adoree' Jackson | 2017-20 | 53 | 19 | 464 | 8.8 | 46 | 0 |
| 13. Justin McCareins | 2001-08 | 37 | 21 | 403 | 10.9 | 58t | 1 |
| 14. Ernest Givins | 1986-94 | 56 | - | 397 | 7.1 | 78t | 1 |
| 15. Larry Carwell | 1967-68 | 36 | 6 | 381 | 10.6 | 54 | 0 |
| 16. Dexter McCluster | 2014-15 | 46 | 29 | 372 | 8.1 | 48 | 0 |
| 17. Fred Glick | 1961-66 | 44 | - | 326 | 7.4 | - | 0 |
| 18. Chris Carr | 2008 | 32 | 20 | 323 | 10.1 | 44 | 0 |
| 19. Chris Davis | 2007-08 | 33 | 13 | 299 | 9.1 | 39 | 0 |
| 20. Chester Rogers | 2021 | 30 | 20 | 293 | 9.8 | 55 | 0 |

SEASON PUNT RETURNS (AVG.)

| Player | Year | No | FC | Yds | Avg | Lg | TD |
|----------------------|------|----|----|-----|------|-----|----|
| 1. Billy Johnson | 1977 | 35 | 8 | 539 | 15.4 | 87t | 2 |
| 2. Billy Johnson | 1975 | 40 | 1 | 612 | 15.3 | 83t | 3 |
| 3. Billy Johnson | 1974 | 30 | 3 | 409 | 13.6 | 49 | 0 |
| 4. Darius Reynaud | 2012 | 31 | 17 | 410 | 13.2 | 81t | 2 |
| 5. Derrick Mason | 2000 | 51 | 17 | 662 | 13.0 | 69t | 1 |
| 6. Adam Jones | 2006 | 34 | 3 | 440 | 12.9 | 90t | 3 |
| 7. Marc Mariani | 2010 | 27 | 17 | 329 | 12.2 | 87t | 1 |
| 8. Justin McCareins | 2003 | 29 | 17 | 330 | 11.4 | 58t | 1 |
| 9. Marc Mariani | 2011 | 46 | 18 | 490 | 10.7 | 79t | 1 |
| 10. Billy Johnson | 1976 | 38 | 9 | 403 | 10.6 | 46 | 0 |
| 11. Mel Gray | 1995 | 30 | 20 | 303 | 10.1 | 20 | 0 |
| 12. Chris Carr | 2008 | 32 | 20 | 323 | 10.1 | 44 | 0 |
| 13. Chester Rogers | 2021 | 30 | 20 | 293 | 9.8 | 55 | 0 |
| 14. Chris Davis | 2007 | 31 | 12 | 293 | 9.5 | 39 | 0 |
| 15. Adam Jones | 2005 | 29 | 8 | 272 | 9.4 | 52t | 1 |
| 16. Mel Gray | 1996 | 22 | 15 | 205 | 9.3 | 40 | 0 |
| Adoree' Jackson | 2018 | 16 | 9 | 148 | 9.3 | 26 | 0 |
| 18. Dexter McCluster | 2015 | 24 | 15 | 217 | 9.0 | 37 | 0 |
| 19. Fred Glick | 1963 | 19 | - | 171 | 9.0 | 22 | 0 |
| 20. Willie Drewrey | 1985 | 24 | 10 | 215 | 9.0 | 23 | 0 |

ALL-TIME TEAM LEADERS BY CATEGORY

CAREER PUNTING (PUNTS)

| Player | Years | Punt | Blk | Yds | Avg | TB | In20 | Lg | NetAvg |
|--------------------|---------|------|-----|--------|------|----|------|----|--------|
| 1. Brett Kern | 2009-21 | 923 | 5 | 42,333 | 45.9 | 48 | 373 | 79 | 40.8 |
| 2. Craig Hentrich | 1998-09 | 861 | 1 | 36,926 | 42.9 | 95 | 295 | 78 | 37.2 |
| 3. Jim Norton | 1960-68 | 522 | 7 | 21,961 | 42.1 | - | - | 79 | - |
| 4. Cliff Parsley | 1977-82 | 431 | 3 | 17,136 | 39.8 | 33 | 85 | 62 | 32.3 |
| 5. Dan Pastorini | 1971-79 | 316 | 1 | 12,530 | 39.7 | - | - | 74 | - |
| 6. Greg Montgomery | 1988-93 | 310 | 6 | 13,529 | 43.6 | 35 | 74 | 77 | 36.6 |
| 7. Lee Johnson | 1985-87 | 212 | 0 | 8,739 | 41.2 | 20 | 53 | 66 | 35.1 |
| 8. John James | 1982-84 | 198 | 1 | 7,878 | 39.8 | 15 | 36 | 56 | 32.4 |
| 9. Rich Camarillo | 1994-95 | 173 | 1 | 7,280 | 42.1 | 17 | 61 | 60 | 35.7 |
| 10. Reggie Roby | 1996-97 | 140 | 1 | 6,022 | 43.0 | 8 | 50 | 68 | 36.7 |

SEASON PUNTING (AVERAGE)

| Player | Year | Punt | Blk | Yds | Avg | TB | In20 | Lg | NetAvg |
|---------------------------|-------------|-----------|----------|--------------|-------------|----------|-----------|-----------|-------------|
| 1. Ryan Stonehouse | 2022 | 90 | 0 | 4,779 | 53.1 | 9 | 30 | 74 | 44.0 |
| 2. Brett Kern | 2017 | 75 | 0 | 3,728 | 49.7 | 5 | 28 | 74 | 44.6 |
| 3. Brett Kern | 2012 | 81 | 2 | 3,855 | 47.6 | 5 | 30 | 71 | 40.4 |
| 4. Brett Kern | 2015 | 88 | 0 | 4,175 | 47.4 | 1 | 34 | 61 | 40.3 |
| 5. Craig Hentrich | 1998 | 69 | 0 | 3,258 | 47.2 | 11 | 18 | 71 | 39.2 |
| 6. Brett Kern | 2019 | 78 | 0 | 3,672 | 47.1 | 2 | 37 | 70 | 43.1 |
| Brett Kern | 2018 | 74 | 1 | 3,483 | 47.1 | 3 | 39 | 62 | 41.7 |
| 8. Greg Montgomery | 1992 | 53 | 2 | 2,487 | 46.9 | 9 | 14 | 66 | 37.3 |
| 9. Brett Kern | 2014 | 88 | 1 | 4,118 | 46.8 | 7 | 28 | 79 | 40.8 |
| 10. Brett Kern | 2020 | 37 | 0 | 1,695 | 45.8 | 3 | 22 | 66 | 41.5 |
| 11. Greg Montgomery | 1993 | 54 | 0 | 2,462 | 45.6 | 5 | 13 | 77 | 39.1 |

CAREER INTERCEPTIONS

| Player | Years | No | Yds | Avg | Lg | TD |
|----------------------|---------|----|-----|------|-----|----|
| 1. Jim Norton | 1960-68 | 45 | 592 | 13.2 | 56 | 1 |
| 2. Cris Dishman | 1988-96 | 31 | 348 | 11.2 | 43 | 1 |
| 3. Fred Glick | 1961-66 | 30 | 390 | 13.0 | 45 | 1 |
| 4. Kevin Byard | 2016-23 | 27 | 333 | 12.3 | 33 | 1 |
| Tony Banfield | 1960-65 | 27 | 224 | 8.3 | 58 | 0 |
| W.K. Hicks | 1964-69 | 27 | 457 | 16.9 | 62 | 0 |
| Darryll Lewis | 1991-98 | 27 | 540 | 20.0 | 98t | 5 |
| 8. Mike Reinfeldt | 1976-83 | 26 | 375 | 14.4 | 39 | 0 |
| 9. Michael Griffin | 2007-15 | 25 | 328 | 13.1 | 83t | 1 |
| Ken Houston | 1967-72 | 25 | 650 | 26.0 | 78 | 9 |
| 11. Zeke Moore | 1967-77 | 24 | 444 | 18.5 | 74 | 2 |
| 12. Willie Alexander | 1971-79 | 23 | 379 | 16.5 | 95t | 1 |
| Samari Rolle | 1998-04 | 23 | 349 | 15.2 | 81t | 1 |
| 14. Marcus Robertson | 1991-00 | 22 | 428 | 19.5 | 69 | 0 |
| 15. Gregg Bingham | 1973-84 | 21 | 279 | 13.3 | 54 | 0 |
| 16. Keith Bulluck | 2000-09 | 19 | 192 | 10.1 | 35 | 1 |
| Miller Farr | 1967-69 | 19 | 416 | 21.9 | 67 | 5 |
| 18. Steve Brown | 1983-90 | 18 | 264 | 14.7 | 44t | 1 |
| 19. Andre Dyson | 2001-04 | 16 | 260 | 16.3 | 51t | 3 |
| Bubba McDowell | 1989-94 | 16 | 190 | 11.9 | 26t | 1 |
| Chris Hope | 2006-11 | 16 | 266 | 16.6 | 61t | 1 |

SEASON INTERCEPTIONS

| Player | Year | No | Yds | Avg | Lg | TD |
|----------------------|-------------|----------|------------|-------------|------------|----------|
| 1. Fred Glick | 1963 | 12 | 180 | 15.0 | 45 | 1 |
| Mike Reinfeldt | 1979 | 12 | 205 | 17.1 | 39 | 0 |
| 3. Miller Farr | 1967 | 10 | 264 | 26.4 | 67 | 3 |
| 4. W.K. Hicks | 1965 | 9 | 156 | 17.3 | 31 | 0 |
| Ken Houston | 1971 | 9 | 220 | 24.4 | 48t | 4 |
| Jim Norton | 1961 | 9 | 150 | 16.7 | 36 | 0 |
| 7. Kevin Byard | 2017 | 8 | 130 | 16.3 | 33 | 0 |
| Tony Banfield | 1961 | 8 | 136 | 17.0 | 58 | 0 |
| <i>Pete Jaquess</i> | <i>1964</i> | <i>8</i> | <i>141</i> | <i>17.6</i> | <i>98t</i> | <i>1</i> |
| Richard Johnson | 1990 | 8 | 100 | 12.5 | 35 | 1 |
| Jim Norton | 1962 | 8 | 75 | 9.4 | 36 | 0 |
| 12. Tony Banfield | 1963 | 7 | 21 | 3.0 | 14 | 0 |
| Michael Griffin | 2008 | 7 | 172 | 24.6 | 83t | 1 |
| Jim Norton | 1965 | 7 | 52 | 7.4 | 18 | 0 |
| Marcus Robertson | 1993 | 7 | 137 | 19.6 | 69 | 0 |
| Samari Rolle | 2000 | 7 | 140 | 20.0 | 81t | 1 |
| Jack Tatum | 1980 | 7 | 100 | 14.3 | 35 | 0 |
| 18. (15 tied with 6) | | | | | | |

CAREER SACKS*

| Player | Years | No |
|------------------------------|----------------|-------------|
| 1. Elvin Bethea | 1968-83 | 105.0 |
| 2. Ray Childress | 1985-95 | 75.5 |
| 3. Jesse Baker | 1979-87 | 66.0 |
| 4. William Fuller | 1986-93 | 59.0 |
| 5. Sean Jones | 1988-93 | 57.5 |
| 6. Jevon Kearse | 1999-03, 08-09 | 52.0 |
| 7. Jurrell Casey | 2011-19 | 51.0 |
| 8. Robert Brazile | 1975-84 | 48.0 |
| 9. Ted Washington | 1973-82 | 45.0 |
| 10. Derrick Morgan | 2010-18 | 44.5 |
| 11. Kyle Vanden Bosch | 2005-09 | 38.5 |
| 12. Harold Landry III | 2018-23 | 36.0 |
| 13. Curley Culp | 1974-80 | 31.0 |

SEASON SACKS*

| Player | Year | No |
|-----------------------|-------------|-------------|
| 1. Elvin Bethea | 1973 | 17.0 |
| 2. <i>Jesse Baker</i> | <i>1979</i> | <i>15.5</i> |
| 3. William Fuller | 1991 | 15.0 |
| 4. Elvin Bethea | 1976 | 14.5 |
| <i>Jevon Kearse</i> | <i>1999</i> | <i>14.5</i> |
| 6. Elvin Bethea | 1971 | 13.0 |
| Ray Childress | 1992 | 13.0 |
| Sean Jones | 1993 | 13.0 |
| 9. Jason Babin | 2010 | 12.5 |
| Sean Jones | 1990 | 12.5 |
| Kyle Vanden Bosch | 2005 | 12.5 |

* Individual sacks did not become an official statistic until 1982.

* Individual sacks did not become an official statistic until 1982.

ALL-TIME TEAM LEADERS BY CATEGORY

CAREER TACKLES (SINCE 1974)

| Player | Years | No |
|--------------------|---------|-------|
| 1. Gregg Bingham | 1973-84 | 1,970 |
| 2. Robert Brazile | 1975-84 | 1,281 |
| 3. Keith Bulluck | 2000-09 | 1,265 |
| 4. Michael Griffin | 2007-15 | 912 |
| 5. Ted Washington | 1973-82 | 907 |
| 6. Al Smith | 1987-96 | 877 |
| 7. John Grimsley | 1984-90 | 836 |
| 8. Blaine Bishop | 1993-01 | 788 |
| 9. Ray Childress | 1985-95 | 784 |
| 10. Steve Kiner | 1974-78 | 738 |

SEASON TACKLES (SINCE 1974)

| Player | Year | No |
|-------------------|------|-----|
| 1. Gregg Bingham | 1978 | 223 |
| 2. Gregg Bingham | 1980 | 212 |
| 3. Gregg Bingham | 1974 | 206 |
| 4. Gregg Bingham | 1979 | 203 |
| 5. John Grimsley | 1986 | 199 |
| 6. Robert Abraham | 1984 | 198 |
| 7. Gregg Bingham | 1976 | 191 |
| 8. Gregg Bingham | 1977 | 190 |
| 9. Gregg Bingham | 1975 | 185 |
| Robert Brazile | 1978 | 185 |

YEAR-BY-YEAR LEADERS

RUSHING

| Year | Player | Att | Yds | Avg | Lg | TD |
|------|------------------|-----|-------|-----|-----|----|
| 1960 | Billy Cannon | 152 | 644 | 4.2 | 39 | 1 |
| 1961 | Billy Cannon | 200 | 948 | 4.7 | 61t | 6 |
| 1962 | Charles Tolar | 244 | 1,012 | 4.1 | 25 | 7 |
| 1963 | Charles Tolar | 194 | 659 | 3.4 | 33 | 3 |
| 1964 | Sid Blanks | 145 | 756 | 5.2 | 91t | 6 |
| 1965 | Ode Burrell | 130 | 528 | 4.1 | 63 | 3 |
| 1966 | Ode Burrell | 122 | 406 | 3.3 | 45 | 0 |
| 1967 | Hoyle Granger | 236 | 1,194 | 5.1 | 67t | 6 |
| 1968 | Hoyle Granger | 202 | 848 | 4.2 | 47 | 7 |
| 1969 | Hoyle Granger | 186 | 740 | 4.0 | 23 | 3 |
| 1970 | Joe Dawkins | 124 | 517 | 4.2 | 49t | 2 |
| 1971 | Robert Holmes | 112 | 323 | 2.9 | 31 | 4 |
| 1972 | Fred Willis | 134 | 461 | 3.4 | 43 | 0 |
| 1973 | Fred Willis | 171 | 579 | 3.4 | 25 | 4 |
| 1974 | Willie Rodgers | 122 | 413 | 3.4 | 20 | 5 |
| 1975 | Ronnie Coleman | 175 | 790 | 4.5 | 46t | 5 |
| 1976 | Ronnie Coleman | 171 | 684 | 4.0 | 39 | 2 |
| 1977 | Ronnie Coleman | 185 | 660 | 3.6 | 22 | 5 |
| 1978 | Earl Campbell | 302 | 1,450 | 4.8 | 81t | 13 |
| 1979 | Earl Campbell | 368 | 1,697 | 4.6 | 61t | 19 |
| 1980 | Earl Campbell | 373 | 1,934 | 5.2 | 55t | 13 |
| 1981 | Earl Campbell | 361 | 1,376 | 3.9 | 43 | 10 |
| 1982 | Earl Campbell | 157 | 538 | 3.4 | 22 | 2 |
| 1983 | Earl Campbell | 322 | 1,301 | 4.0 | 42 | 12 |
| 1984 | Larry Moriarty | 189 | 785 | 4.2 | 51 | 6 |
| 1985 | Mike Rozier | 133 | 462 | 3.5 | 30 | 8 |
| 1986 | Mike Rozier | 199 | 662 | 3.3 | 19t | 4 |
| 1987 | Mike Rozier | 229 | 957 | 4.2 | 41 | 3 |
| 1988 | Mike Rozier | 251 | 1,002 | 4.0 | 28 | 10 |
| 1989 | Alonzo Highsmith | 128 | 531 | 4.1 | 25 | 4 |
| 1990 | Lorenzo White | 168 | 702 | 4.2 | 22 | 8 |
| 1991 | Allen Pinkett | 171 | 720 | 4.2 | 32 | 9 |
| 1992 | Lorenzo White | 265 | 1,226 | 4.6 | 44 | 7 |
| 1993 | Gary Brown | 195 | 1,002 | 5.1 | 26 | 6 |
| 1994 | Lorenzo White | 191 | 757 | 4.0 | 33 | 3 |
| 1995 | Rodney Thomas | 251 | 947 | 3.8 | 74t | 5 |
| 1996 | Eddie George | 335 | 1,368 | 4.1 | 76 | 8 |
| 1997 | Eddie George | 357 | 1,399 | 3.9 | 30 | 6 |
| 1998 | Eddie George | 348 | 1,294 | 3.7 | 37t | 5 |
| 1999 | Eddie George | 320 | 1,304 | 4.1 | 40 | 9 |
| 2000 | Eddie George | 403 | 1,509 | 3.7 | 35t | 14 |
| 2001 | Eddie George | 315 | 939 | 3.0 | 27 | 5 |
| 2002 | Eddie George | 343 | 1,165 | 3.4 | 35 | 12 |
| 2003 | Eddie George | 312 | 1,031 | 3.3 | 27 | 5 |
| 2004 | Chris Brown | 220 | 1,067 | 4.9 | 52 | 6 |
| 2005 | Chris Brown | 224 | 851 | 3.8 | 38t | 5 |
| 2006 | Travis Henry | 270 | 1,211 | 4.5 | 70t | 7 |
| 2007 | LenDale White | 303 | 1,110 | 3.7 | 28 | 7 |
| 2008 | Chris Johnson | 251 | 1,228 | 4.9 | 66t | 9 |
| 2009 | Chris Johnson | 358 | 2,006 | 5.6 | 91t | 14 |
| 2010 | Chris Johnson | 316 | 1,364 | 4.3 | 76t | 11 |
| 2011 | Chris Johnson | 262 | 1,047 | 4.0 | 48t | 4 |
| 2012 | Chris Johnson | 276 | 1,243 | 4.5 | 94t | 6 |
| 2013 | Chris Johnson | 279 | 1,077 | 3.9 | 30t | 6 |

PASSING

| Year | Player | Att | Cmp | Yds | Pct | TD | Int | Avg |
|------|--------------------|-----|-----|-------|------|----|-----|-----|
| 1960 | George Blanda | 363 | 169 | 2,413 | 46.6 | 24 | 22 | 6.7 |
| 1961 | George Blanda | 362 | 187 | 3,330 | 51.7 | 36 | 22 | 9.2 |
| 1962 | George Blanda | 418 | 197 | 2,810 | 47.1 | 27 | 42 | 6.7 |
| 1963 | George Blanda | 423 | 224 | 3,003 | 52.9 | 24 | 25 | 7.0 |
| 1964 | George Blanda | 505 | 262 | 3,282 | 51.9 | 17 | 27 | 6.4 |
| 1965 | George Blanda | 442 | 186 | 2,542 | 42.1 | 20 | 30 | 5.8 |
| 1966 | George Blanda | 271 | 122 | 1,764 | 45.0 | 17 | 21 | 6.4 |
| 1967 | Pete Beathard | 231 | 94 | 1,114 | 40.7 | 9 | 14 | 4.8 |
| 1968 | Pete Beathard | 223 | 105 | 1,559 | 47.1 | 7 | 16 | 6.9 |
| 1969 | Pete Beathard | 370 | 180 | 2,455 | 48.6 | 10 | 21 | 6.4 |
| 1970 | Charley Johnson | 281 | 144 | 1,652 | 51.2 | 7 | 12 | 5.9 |
| 1971 | Dan Pastorini | 270 | 127 | 1,702 | 47.0 | 7 | 21 | 6.3 |
| 1972 | Dan Pastorini | 299 | 144 | 1,711 | 48.2 | 7 | 11 | 5.7 |
| 1973 | Dan Pastorini | 290 | 154 | 1,482 | 53.1 | 5 | 17 | 5.1 |
| 1974 | Dan Pastorini | 247 | 140 | 1,571 | 56.7 | 10 | 10 | 6.4 |
| 1975 | Dan Pastorini | 342 | 163 | 2,053 | 47.7 | 14 | 16 | 6.0 |
| 1976 | Dan Pastorini | 309 | 167 | 1,785 | 53.5 | 10 | 10 | 5.7 |
| 1977 | Dan Pastorini | 319 | 169 | 1,987 | 53.0 | 13 | 18 | 6.2 |
| 1978 | Dan Pastorini | 368 | 199 | 2,473 | 54.1 | 16 | 17 | 6.7 |
| 1979 | Dan Pastorini | 324 | 163 | 2,090 | 50.3 | 14 | 18 | 6.5 |
| 1980 | Ken Stabler | 454 | 293 | 3,202 | 64.5 | 13 | 28 | 7.0 |
| 1981 | Ken Stabler | 285 | 165 | 1,988 | 57.9 | 14 | 18 | 6.9 |
| 1982 | Archie Manning | 125 | 66 | 877 | 52.8 | 6 | 6 | 7.0 |
| 1983 | Oliver Luck | 217 | 124 | 1,375 | 57.1 | 8 | 13 | 6.3 |
| 1984 | Warren Moon | 450 | 259 | 3,338 | 57.6 | 12 | 14 | 7.4 |
| 1985 | Warren Moon | 377 | 200 | 2,709 | 53.1 | 15 | 19 | 7.2 |
| 1986 | Warren Moon | 488 | 256 | 3,489 | 52.5 | 13 | 26 | 7.2 |
| 1987 | Warren Moon | 368 | 184 | 2,806 | 50.0 | 21 | 18 | 7.6 |
| 1988 | Warren Moon | 294 | 160 | 2,327 | 54.4 | 17 | 8 | 7.9 |
| 1989 | Warren Moon | 464 | 280 | 3,631 | 60.3 | 23 | 14 | 7.8 |
| 1990 | Warren Moon | 584 | 362 | 4,689 | 62.0 | 33 | 13 | 8.0 |
| 1991 | Warren Moon | 655 | 404 | 4,690 | 61.7 | 23 | 21 | 7.2 |
| 1992 | Warren Moon | 346 | 224 | 2,521 | 64.7 | 18 | 12 | 7.3 |
| 1993 | Warren Moon | 520 | 303 | 3,485 | 58.3 | 21 | 21 | 6.7 |
| 1994 | Billy Joe Tolliver | 240 | 121 | 1,287 | 50.4 | 6 | 7 | 5.4 |
| 1995 | Chris Chandler | 356 | 225 | 2,460 | 63.2 | 17 | 10 | 6.9 |
| 1996 | Chris Chandler | 320 | 184 | 2,099 | 57.5 | 16 | 11 | 6.6 |
| 1997 | Steve McNair | 415 | 216 | 2,665 | 52.0 | 14 | 13 | 6.4 |
| 1998 | Steve McNair | 492 | 289 | 3,228 | 58.7 | 15 | 10 | 6.5 |
| 1999 | Steve McNair | 331 | 187 | 2,179 | 56.5 | 12 | 8 | 6.6 |
| 2000 | Steve McNair | 396 | 248 | 2,847 | 62.6 | 15 | 13 | 7.2 |
| 2001 | Steve McNair | 431 | 264 | 3,350 | 61.3 | 21 | 12 | 7.8 |
| 2002 | Steve McNair | 492 | 301 | 3,387 | 61.2 | 22 | 15 | 6.9 |

YEAR-BY-YEAR LEADERS

| Year | Player | Att | Cmp | Yds | Pct | TD | Int | Avg |
|------|-------------------|-----|-----|-------|------|----|-----|-----|
| 2003 | Steve McNair | 400 | 250 | 3,215 | 62.5 | 24 | 7 | 8.0 |
| 2004 | Billy Volek | 357 | 218 | 2,486 | 61.1 | 18 | 10 | 7.0 |
| 2005 | Steve McNair | 476 | 292 | 3,161 | 61.3 | 16 | 11 | 6.6 |
| 2006 | Vince Young | 357 | 184 | 2,199 | 51.5 | 12 | 13 | 6.2 |
| 2007 | Vince Young | 382 | 238 | 2,546 | 62.3 | 9 | 17 | 6.7 |
| 2008 | Kerry Collins | 415 | 242 | 2,676 | 58.3 | 12 | 7 | 6.5 |
| 2009 | Vince Young | 259 | 152 | 1,879 | 58.7 | 10 | 7 | 7.3 |
| 2010 | Kerry Collins | 278 | 160 | 1,823 | 57.6 | 14 | 8 | 6.6 |
| 2011 | Matt Hasselbeck | 518 | 319 | 3,571 | 61.6 | 18 | 14 | 6.9 |
| 2012 | Jake Locker | 314 | 177 | 2,176 | 56.4 | 10 | 11 | 6.9 |
| 2013 | Ryan Fitzpatrick | 350 | 217 | 2,454 | 62.0 | 14 | 12 | 7.0 |
| 2014 | Zach Mettenberger | 179 | 107 | 1,412 | 59.8 | 8 | 7 | 7.9 |
| 2015 | Marcus Mariota | 370 | 230 | 2,818 | 62.2 | 19 | 10 | 7.6 |
| 2016 | Marcus Mariota | 451 | 276 | 3,426 | 61.2 | 26 | 9 | 7.6 |
| 2017 | Marcus Mariota | 453 | 281 | 3,232 | 62.0 | 13 | 15 | 7.1 |
| 2018 | Marcus Mariota | 331 | 228 | 2,528 | 68.9 | 11 | 8 | 7.6 |
| 2019 | Ryan Tannehill | 286 | 201 | 2,742 | 70.3 | 22 | 6 | 9.6 |
| 2020 | Ryan Tannehill | 481 | 315 | 3,819 | 65.5 | 33 | 7 | 7.9 |
| 2021 | Ryan Tannehill | 531 | 357 | 3,734 | 67.2 | 21 | 14 | 7.0 |
| 2022 | Ryan Tannehill | 325 | 212 | 2,536 | 65.2 | 13 | 6 | 7.8 |

| Year | Player | No | Yds | Avg | Lg | TD |
|------|--------------------|----|-------|------|-----|----|
| 2004 | Derrick Mason | 96 | 1,168 | 12.2 | 37t | 7 |
| 2005 | Drew Bennett | 58 | 738 | 12.7 | 55t | 4 |
| 2006 | Drew Bennett | 46 | 737 | 16.0 | 39 | 3 |
| 2007 | Justin Gage | 55 | 750 | 13.6 | 73 | 2 |
| | Roydell Williams | 55 | 719 | 13.1 | 48 | 4 |
| 2008 | Bo Scaife (TE) | 58 | 561 | 9.7 | 44 | 2 |
| 2009 | Chris Johnson (RB) | 50 | 503 | 10.1 | 69t | 2 |
| 2010 | Chris Johnson (RB) | 44 | 245 | 5.6 | 25 | 1 |
| 2011 | Nate Washington | 74 | 1,023 | 13.8 | 57 | 7 |
| 2012 | Kendall Wright | 64 | 626 | 9.8 | 38 | 4 |
| 2013 | Kendall Wright | 94 | 1,079 | 11.5 | 45 | 2 |
| 2014 | Delanie Walker | 63 | 890 | 14.1 | 68 | 4 |
| 2015 | Delanie Walker | 94 | 1,088 | 11.6 | 61t | 6 |
| 2016 | Rishard Matthews | 65 | 945 | 14.5 | 60 | 9 |
| | Delanie Walker | 65 | 800 | 12.3 | 47 | 7 |
| 2017 | Delanie Walker | 74 | 807 | 10.9 | 42 | 3 |
| 2018 | Corey Davis | 65 | 891 | 13.7 | 51 | 4 |
| 2019 | A.J. Brown | 52 | 1,051 | 20.2 | 91t | 8 |
| 2020 | A.J. Brown | 70 | 1,075 | 15.4 | 73t | 11 |
| 2021 | A.J. Brown | 63 | 869 | 13.8 | 57t | 5 |
| 2022 | Robert Woods | 53 | 527 | 9.9 | 41 | 2 |

RECEIVING

| Year | Player | No | Yds | Avg | Lg | TD |
|------|---------------------|-----|-------|------|-----|----|
| 1960 | Bill Groman | 72 | 1,473 | 20.5 | 80t | 12 |
| 1961 | Charlie Hennigan | 82 | 1,746 | 21.3 | 80t | 12 |
| 1962 | Charlie Hennigan | 54 | 867 | 16.1 | 75t | 8 |
| 1963 | Charlie Hennigan | 61 | 1,051 | 17.2 | 83t | 10 |
| 1964 | Charlie Hennigan | 101 | 1,546 | 15.3 | 53t | 8 |
| 1965 | Ode Burrell (RB) | 55 | 650 | 11.8 | 52t | 4 |
| 1966 | Charles Frazier | 57 | 1,129 | 19.8 | 79t | 12 |
| 1967 | Hoyle Granger (RB) | 31 | 300 | 9.6 | 43 | 3 |
| 1968 | Alvin Reed (TE) | 46 | 747 | 16.2 | 60 | 5 |
| 1969 | Alvin Reed (TE) | 51 | 664 | 13.0 | 43 | 2 |
| 1970 | Alvin Reed (TE) | 47 | 604 | 12.9 | 34 | 2 |
| 1971 | Jim Beirne | 38 | 550 | 14.5 | 40 | 1 |
| 1972 | Fred Willis (RB) | 45 | 297 | 6.6 | 27 | 2 |
| 1973 | Fred Willis (RB) | 57 | 371 | 6.5 | 50 | 1 |
| 1974 | Ken Burrough | 36 | 492 | 13.7 | 51 | 2 |
| 1975 | Ken Burrough | 53 | 1,063 | 20.1 | 77t | 8 |
| 1976 | Ken Burrough | 51 | 932 | 18.2 | 69 | 7 |
| 1977 | Ken Burrough | 43 | 816 | 19.0 | 85t | 8 |
| 1978 | Ken Burrough | 47 | 624 | 13.3 | 44 | 2 |
| 1979 | Ken Burrough | 40 | 752 | 18.8 | 55t | 6 |
| 1980 | Mike Barber (TE) | 59 | 712 | 12.1 | 79t | 5 |
| 1981 | Ken Burrough | 40 | 668 | 16.7 | 71t | 7 |
| 1982 | Dave Casper (TE) | 36 | 573 | 15.9 | 38 | 6 |
| 1983 | Tim Smith | 83 | 1,176 | 14.2 | 47t | 6 |
| 1984 | Tim Smith | 69 | 1,141 | 16.5 | 75t | 4 |
| 1985 | Butch Woolfolk (RB) | 80 | 814 | 10.2 | 80t | 4 |
| 1986 | Drew Hill | 65 | 1,112 | 17.1 | 81t | 5 |
| 1987 | Ernest Givins | 53 | 933 | 17.6 | 83t | 6 |
| 1988 | Drew Hill | 72 | 1,141 | 15.8 | 57t | 10 |
| 1989 | Drew Hill | 66 | 938 | 14.2 | 50 | 8 |
| 1990 | Haywood Jeffires | 74 | 1,048 | 14.2 | 87t | 8 |
| | Drew Hill | 74 | 1,019 | 13.8 | 57 | 5 |
| 1991 | Haywood Jeffires | 100 | 1,181 | 11.8 | 44 | 7 |
| 1992 | Haywood Jeffires | 90 | 913 | 10.1 | 47 | 9 |
| 1993 | Webster Slaughter | 77 | 904 | 11.7 | 41 | 5 |
| 1994 | Webster Slaughter | 68 | 846 | 12.4 | 57 | 2 |
| | Haywood Jeffires | 68 | 783 | 11.5 | 50 | 6 |
| 1995 | Haywood Jeffires | 61 | 684 | 11.2 | 35t | 8 |
| 1996 | Frank Wycheck (TE) | 53 | 511 | 9.6 | 29 | 6 |
| 1997 | Frank Wycheck (TE) | 63 | 748 | 11.9 | 42 | 4 |
| 1998 | Frank Wycheck (TE) | 70 | 768 | 11.0 | 38 | 2 |
| 1999 | Frank Wycheck (TE) | 69 | 641 | 9.3 | 35 | 2 |
| 2000 | Frank Wycheck (TE) | 70 | 636 | 9.1 | 26 | 4 |
| 2001 | Derrick Mason | 73 | 1,128 | 15.5 | 71t | 9 |
| 2002 | Derrick Mason | 79 | 1,012 | 12.8 | 40 | 5 |
| 2003 | Derrick Mason | 95 | 1,303 | 13.7 | 50t | 8 |

SCORING

| Year | Player | TD | PAT | FG | Tot |
|------|--------------------|----|-----|----|-----|
| 1960 | George Blanda | 4 | 46 | 15 | 115 |
| 1961 | George Blanda | 0 | 64 | 16 | 112 |
| 1962 | George Blanda | 0 | 48 | 11 | 81 |
| 1963 | George Blanda | 0 | 37 | 9 | 64 |
| 1964 | George Blanda | 0 | 38 | 13 | 76 |
| 1965 | George Blanda | 0 | 28 | 11 | 61 |
| 1966 | George Blanda | 0 | 39 | 16 | 87 |
| 1967 | John Wittenborn | 0 | 30 | 14 | 72 |
| 1968 | Wayne Walker | 0 | 26 | 8 | 50 |
| 1969 | Roy Gerela | 0 | 29 | 19 | 86 |
| 1970 | Roy Gerela | 0 | 23 | 18 | 77 |
| 1971 | Mark Moseley | 0 | 25 | 16 | 73 |
| 1972 | Skip Butler | 0 | 12 | 16 | 51 |
| 1973 | Skip Butler | 0 | 15 | 21 | 66 |
| 1974 | Skip Butler | 0 | 29 | 9 | 56 |
| 1975 | Skip Butler | 0 | 31 | 18 | 85 |
| 1976 | Skip Butler | 0 | 24 | 16 | 72 |
| 1977 | Toni Fritsch | 0 | 19 | 12 | 55 |
| 1978 | Earl Campbell (RB) | 13 | 0 | 0 | 78 |
| 1979 | Earl Campbell (RB) | 19 | 0 | 0 | 114 |
| 1980 | Toni Fritsch | 0 | 26 | 19 | 83 |
| 1981 | Toni Fritsch | 0 | 32 | 15 | 77 |
| 1982 | Dave Casper (TE) | 6 | 0 | 0 | 36 |
| 1983 | Florian Kempf | 0 | 33 | 17 | 84 |
| 1984 | Joe Cooper | 0 | 13 | 11 | 46 |
| 1985 | Tony Zendejas | 0 | 29 | 21 | 92 |
| 1986 | Tony Zendejas | 0 | 28 | 22 | 94 |
| 1987 | Tony Zendejas | 0 | 32 | 20 | 92 |
| 1988 | Tony Zendejas | 0 | 48 | 22 | 114 |
| 1989 | Tony Zendejas | 0 | 40 | 25 | 115 |
| 1990 | Lorenzo White (RB) | 12 | 0 | 0 | 72 |
| 1991 | Ian Howfield | 0 | 25 | 13 | 64 |
| 1992 | Al Del Greco | 0 | 41 | 21 | 104 |
| 1993 | Al Del Greco | 0 | 39 | 29 | 126 |
| 1994 | Al Del Greco | 0 | 18 | 16 | 66 |
| 1995 | Al Del Greco | 0 | 33 | 27 | 114 |
| 1996 | Al Del Greco | 0 | 35 | 32 | 131 |
| 1997 | Al Del Greco | 0 | 32 | 27 | 113 |
| 1998 | Al Del Greco | 0 | 28 | 36 | 136 |
| 1999 | Al Del Greco | 0 | 43 | 21 | 106 |
| 2000 | Al Del Greco | 0 | 37 | 27 | 118 |
| 2001 | Joe Nedney | 0 | 34 | 20 | 94 |
| 2002 | Joe Nedney | 0 | 36 | 25 | 111 |
| 2003 | Gary Anderson | 0 | 42 | 27 | 123 |
| 2004 | Gary Anderson | 0 | 37 | 17 | 88 |

YEAR-BY-YEAR LEADERS

| Year | Player | TD | PAT | FG | Tot |
|-------------|----------------------|-----------|----------|----------|------------|
| 2005 | Rob Bironas | 0 | 30 | 23 | 99 |
| 2006 | Rob Bironas | 0 | 32 | 22 | 98 |
| 2007 | Rob Bironas | 0 | 28 | 35 | 133 |
| 2008 | Rob Bironas | 0 | 40 | 29 | 127 |
| 2009 | Rob Bironas | 0 | 37 | 27 | 118 |
| 2010 | Rob Bironas | 0 | 38 | 24 | 110 |
| 2011 | Rob Bironas | 0 | 34 | 29 | 121 |
| 2012 | Rob Bironas | 0 | 35 | 25 | 110 |
| 2013 | Rob Bironas | 0 | 41 | 25 | 116 |
| 2014 | Ryan Succop | 0 | 27 | 19 | 84 |
| 2015 | Ryan Succop | 0 | 29 | 14 | 71 |
| 2016 | Ryan Succop | 0 | 39 | 22 | 105 |
| 2017 | Ryan Succop | 0 | 31 | 35 | 136 |
| 2018 | Ryan Succop | 0 | 28 | 26 | 106 |
| 2019 | Derrick Henry | 18 | 0 | 0 | 108 |
| 2020 | Derrick Henry | 17 | 0 | 0 | 104 |
| 2021 | Randy Bullock | 0 | 42 | 26 | 120 |
| 2022 | Randy Bullock | 0 | 28 | 17 | 79 |

| Year | Player | No | Yds | Avg | Lg | TD |
|-------------|-----------------------|-----------|------------|-------------|-----------|----------|
| 2007 | Michael Griffin | 18 | 422 | 23.4 | 48 | 0 |
| 2008 | Chris Carr | 35 | 984 | 28.1 | 52 | 0 |
| 2009 | Kenny Britt | 24 | 523 | 21.8 | 56 | 0 |
| 2010 | Marc Mariani | 60 | 1,530 | 25.5 | 98t | 1 |
| 2011 | Marc Mariani | 32 | 748 | 23.4 | 49 | 0 |
| 2012 | Darius Reynaud | 53 | 1,240 | 23.4 | 105t | 1 |
| 2013 | Leon Washington | 16 | 481 | 30.1 | 95 | 0 |
| 2014 | Leon Washington | 31 | 738 | 23.8 | 52 | 0 |
| 2015 | Dexter McCluster | 13 | 285 | 21.9 | 32 | 0 |
| 2016 | Marc Mariani | 26 | 560 | 21.5 | 37 | 0 |
| 2017 | Adoree' Jackson | 25 | 578 | 23.1 | 57 | 0 |
| 2018 | Darius Jennings | 22 | 698 | 31.7 | 94t | 1 |
| 2019 | Kalif Raymond | 18 | 403 | 22.4 | 45 | 0 |
| 2020 | Kalif Raymond | 15 | 275 | 18.3 | 30 | 0 |
| 2021 | Chester Rogers | 14 | 282 | 20.1 | 37 | 0 |
| 2022 | Hassan Haskins | 19 | 414 | 21.8 | 37 | 0 |

PUNT RETURNS

| KICKOFF RETURNS | | | | | | |
|-----------------|------------------|----|-------|------|------|----|
| Year | Player | No | Yds | Avg | Lg | TD |
| 1960 | Ken Hall | 19 | 594 | 31.3 | 104t | 1 |
| 1961 | Billy Cannon | 18 | 439 | 24.4 | 47 | 0 |
| 1962 | Bobby Jancik | 24 | 726 | 30.3 | 61 | 0 |
| 1963 | Bobby Jancik | 45 | 1,315 | 29.3 | 53 | 0 |
| 1964 | Ode Burrell | 17 | 449 | 26.4 | 93t | 1 |
| 1965 | Bobby Jancik | 18 | 430 | 23.9 | 43 | 0 |
| 1966 | Bobby Jancik | 34 | 875 | 25.7 | 53 | 0 |
| 1967 | Zeke Moore | 14 | 405 | 28.9 | 92 | 1 |
| 1968 | Zeke Moore | 32 | 787 | 24.6 | 45 | 0 |
| 1969 | Jerry LeVias | 38 | 940 | 24.7 | 87 | 0 |
| 1970 | Jerry LeVias | 26 | 598 | 23.0 | 37 | 0 |
| 1971 | Linzy Cole | 32 | 834 | 26.1 | 45 | 0 |
| 1972 | Willie Rodgers | 17 | 335 | 19.7 | 31 | 0 |
| 1973 | Bob Gresham | 27 | 723 | 26.8 | 103t | 1 |
| 1974 | Billy Johnson | 29 | 785 | 27.1 | 67 | 0 |
| 1975 | Billy Johnson | 33 | 798 | 24.2 | 81t | 1 |
| 1976 | Billy Johnson | 26 | 579 | 22.2 | 53 | 0 |
| 1977 | Billy Johnson | 25 | 630 | 25.2 | 76t | 1 |
| 1978 | Johnnie Dirden | 32 | 780 | 24.4 | 60 | 0 |
| 1979 | Richard Ellender | 24 | 514 | 21.4 | 35 | 0 |
| 1980 | Carl Roaches | 37 | 746 | 20.2 | 46 | 0 |
| 1981 | Carl Roaches | 28 | 769 | 27.5 | 96t | 1 |
| 1982 | Carl Roaches | 21 | 441 | 21.0 | 45 | 0 |
| 1983 | Steve Brown | 31 | 795 | 25.6 | 93t | 1 |
| 1984 | Carl Roaches | 30 | 679 | 22.6 | 49 | 0 |
| 1985 | Willie Drewrey | 26 | 642 | 24.7 | 52 | 0 |
| 1986 | Willie Drewrey | 25 | 500 | 20.0 | 32 | 0 |
| | Allen Pinkett | 26 | 519 | 20.0 | 48 | 0 |
| 1987 | Curtis Duncan | 28 | 546 | 19.5 | 62 | 0 |
| 1988 | Leonard Harris | 34 | 678 | 19.9 | 56 | 0 |
| 1989 | Kenny Johnson | 21 | 372 | 17.7 | 39 | 0 |
| 1990 | Gerald McNeil | 27 | 551 | 20.4 | 64 | 0 |
| 1991 | Allen Pinkett | 26 | 508 | 19.5 | 41 | 0 |
| 1992 | Pat Coleman | 14 | 290 | 20.7 | 28 | 0 |
| 1993 | Willie Drewrey | 15 | 293 | 19.5 | 34 | 0 |
| 1994 | Todd McNair | 23 | 481 | 20.9 | 44 | 0 |
| 1995 | Mel Gray | 53 | 1,183 | 22.3 | 54 | 0 |
| 1996 | Mel Gray | 50 | 1,224 | 24.5 | 88 | 0 |
| 1997 | Derrick Mason | 26 | 551 | 21.2 | 54 | 0 |
| 1998 | Mike Archie | 42 | 913 | 21.7 | 50 | 0 |
| 1999 | Derrick Mason | 41 | 805 | 19.6 | 41 | 0 |
| 2000 | Derrick Mason | 42 | 1,132 | 27.0 | 66 | 0 |
| 2001 | Derrick Mason | 34 | 748 | 22.0 | 101t | 1 |
| 2002 | John Simon | 20 | 371 | 18.6 | 29 | 0 |
| 2003 | Jake Schifino | 35 | 703 | 20.1 | 39 | 0 |
| 2004 | Jason McAddley | 38 | 849 | 22.3 | 45 | 0 |
| 2005 | Pacman Jones | 43 | 1,127 | 26.2 | 85 | 0 |
| 2006 | Bobby Wade | 50 | 1,194 | 23.9 | 48 | 0 |

| Year | Player | No | Yds | Avg | Lg | TD |
|------|-------------------|----|-----|------|-----|----|
| 1960 | Billy Cannon | 4 | 96 | 24.0 | 51 | 0 |
| 1961 | Billy Cannon | 9 | 70 | 7.8 | 20 | 0 |
| 1962 | Bobby Jancik | 14 | 164 | 11.7 | 21 | 0 |
| 1963 | Bobby Jancik | 13 | 145 | 11.2 | 56 | 0 |
| 1964 | Bobby Jancik | 14 | 220 | 15.7 | 82t | 1 |
| 1965 | Bobby Jancik | 12 | 85 | 7.1 | 25 | 0 |
| 1966 | Ode Burrell | 8 | 76 | 9.5 | 29 | 0 |
| 1967 | Larry Carwell | 9 | 154 | 17.1 | 54 | 0 |
| 1968 | Sid Blanks | 22 | 179 | 8.1 | 39 | 0 |
| 1969 | Jerry LeVias | 35 | 292 | 8.3 | 46 | 0 |
| 1970 | Jerry LeVias | 25 | 213 | 8.5 | 33 | 0 |
| 1971 | Linzy Cole | 14 | 107 | 7.6 | 31 | 0 |
| 1972 | Ken Houston | 25 | 148 | 5.9 | 33 | 0 |
| 1973 | Jeff Severson | 16 | 126 | 7.9 | 74 | 0 |
| 1974 | Billy Johnson | 30 | 409 | 13.6 | 49 | 0 |
| 1975 | Billy Johnson | 40 | 612 | 15.3 | 83t | 3 |
| 1976 | Billy Johnson | 39 | 397 | 10.2 | 46 | 0 |
| 1977 | Billy Johnson | 35 | 539 | 15.4 | 87t | 2 |
| 1978 | Ronnie Coleman | 16 | 142 | 8.9 | 32 | 0 |
| 1979 | Richard Ellender | 31 | 203 | 6.5 | 36 | 0 |
| 1980 | Carl Roaches | 47 | 384 | 8.2 | 68 | 0 |
| 1981 | Carl Roaches | 39 | 296 | 7.6 | 40 | 0 |
| 1982 | Carl Roaches | 19 | 104 | 5.5 | 25 | 0 |
| 1983 | Carl Roaches | 20 | 159 | 8.0 | 23 | 0 |
| 1984 | Carl Roaches | 26 | 152 | 5.8 | 18 | 0 |
| 1985 | Willie Drewrey | 24 | 215 | 9.0 | 23 | 0 |
| 1986 | Willie Drewrey | 25 | 262 | 7.7 | 25 | 0 |
| 1987 | Kenny Johnson | 24 | 196 | 8.2 | 26 | 0 |
| 1988 | Kenny Johnson | 30 | 170 | 5.7 | 16 | 0 |
| 1989 | Kenny Johnson | 19 | 122 | 6.4 | 19 | 0 |
| 1990 | Gerald McNeil | 30 | 172 | 5.7 | 26 | 0 |
| 1991 | Pat Coleman | 22 | 138 | 6.3 | 24 | 0 |
| 1992 | Webster Slaughter | 20 | 142 | 7.1 | 20 | 0 |
| 1993 | Willie Drewrey | 41 | 275 | 6.7 | 18 | 0 |
| 1994 | Ernest Givins | 37 | 210 | 5.7 | 78t | 1 |
| 1995 | Mel Gray | 30 | 303 | 10.1 | 20 | 0 |
| 1996 | Mel Gray | 22 | 205 | 9.3 | 40 | 0 |
| 1997 | Mel Gray | 17 | 144 | 8.5 | 30 | 0 |
| 1998 | Derrick Mason | 31 | 228 | 7.4 | 25 | 0 |
| 1999 | Derrick Mason | 26 | 225 | 8.7 | 65t | 1 |
| 2000 | Derrick Mason | 51 | 662 | 13.0 | 69t | 1 |
| 2001 | Derrick Mason | 20 | 128 | 6.4 | 20 | 0 |
| 2002 | John Simon | 13 | 113 | 8.7 | 30 | 0 |
| 2003 | Justin McCareins | 29 | 330 | 11.4 | 58t | 1 |
| 2004 | Derrick Mason | 24 | 93 | 3.9 | 13 | 0 |
| 2005 | Pacman Jones | 29 | 272 | 9.4 | 52t | 1 |
| 2006 | Pacman Jones | 34 | 440 | 12.9 | 90t | 3 |
| 2007 | Chris Davis | 31 | 293 | 9.5 | 39 | 0 |
| 2008 | Chris Carr | 32 | 323 | 10.1 | 44 | 0 |
| 2009 | Alvin Pearman | 11 | 112 | 10.2 | 18 | 0 |

YEAR-BY-YEAR LEADERS

| Year | Player | No | Yds | Avg | Lg | TD | Year | Player | No | Yds | Avg | Lg | TD |
|------|------------------|----|-----|------|-----|----|------|------------------------|----|-----|------|-----|----|
| 2010 | Marc Mariani | 27 | 329 | 12.2 | 87t | 1 | 2002 | Lance Schulters (S) | 6 | 56 | 9.3 | 28 | 0 |
| 2011 | Marc Mariani | 46 | 490 | 10.7 | 79t | 1 | 2003 | Samari Rolle (CB) | 6 | 141 | 23.5 | 52 | 0 |
| 2012 | Darius Reynaud | 31 | 410 | 13.2 | 81t | 2 | 2004 | Andre Dyson (CB) | 6 | 135 | 22.5 | 44 | 0 |
| 2013 | Darius Reynaud | 18 | 135 | 7.5 | 35 | 0 | 2005 | Reynaldo Hill (CB) | 3 | 88 | 29.3 | 52t | 1 |
| 2014 | Dexter McCluster | 22 | 155 | 7.0 | 48 | 0 | 2006 | Chris Hope (S) | 5 | 105 | 21.0 | 61t | 1 |
| 2015 | Dexter McCluster | 24 | 217 | 9.0 | 37 | 0 | 2007 | Keith Bulluck (LB) | 5 | 63 | 12.6 | 35 | 0 |
| 2016 | Marc Mariani | 29 | 235 | 8.1 | 18 | 0 | 2008 | Michael Griffin (S) | 7 | 172 | 24.6 | 83t | 1 |
| 2017 | Adoree' Jackson | 34 | 290 | 8.5 | 46 | 0 | 2009 | Cortland Finnegan (CB) | 5 | 194 | 38.8 | 80 | 1 |
| 2018 | Adoree' Jackson | 16 | 148 | 9.3 | 26 | 0 | 2010 | Michael Griffin (S) | 4 | 50 | 12.5 | 28 | 0 |
| 2019 | Adam Humphries | 12 | 78 | 6.5 | 21 | 0 | 2011 | Michael Griffin (S) | 2 | 0 | 0.0 | 0 | 0 |
| 2020 | Kalif Raymond | 23 | 208 | 9.0 | 40 | 0 | | Jason McCourty (CB) | 2 | 52 | 26.0 | 30 | 0 |
| 2021 | Chester Rogers | 30 | 293 | 9.8 | 55 | 0 | 2012 | Michael Griffin (S) | 4 | 59 | 14.8 | 33 | 0 |
| 2022 | C.J. Board | 14 | 147 | 10.5 | 19 | 0 | | Jason McCourty (CB) | 4 | 29 | 7.3 | 28 | 0 |

INTERCEPTIONS

| Year | Player | No | Yds | Avg | Lg | TD |
|------|-----------------------|----|-----|------|-----|----|
| 1960 | Mark Johnston (CB) | 4 | 42 | 10.5 | 33 | 0 |
| | Dennit Morris (LB) | 4 | 32 | 8.0 | 26 | 0 |
| | Julian Spence (S) | 4 | 5 | 1.3 | 5 | 0 |
| 1961 | Jim Norton (S) | 9 | 150 | 16.7 | 36 | 0 |
| 1962 | Jim Norton (S) | 8 | 75 | 9.4 | 36 | 0 |
| 1963 | Fred Glick (S) | 12 | 180 | 15.0 | 40 | 1 |
| 1964 | Pete Jaquess (CB) | 8 | 141 | 17.6 | 98t | 1 |
| 1965 | W.K. Hicks (CB) | 9 | 156 | 17.3 | 31 | 0 |
| 1966 | Jim Norton (S) | 4 | 125 | 31.3 | 56 | 0 |
| | Fred Glick (S) | 4 | 47 | 11.8 | 41 | 0 |
| 1967 | Miller Farr (CB) | 10 | 264 | 26.4 | 67 | 3 |
| 1968 | Ken Houston (S) | 5 | 160 | 32.0 | 66t | 2 |
| 1969 | Miller Farr (CB) | 6 | 48 | 8.0 | 35 | 0 |
| 1970 | Zeke Moore (CB) | 6 | 85 | 14.2 | 32 | 0 |
| 1971 | Ken Houston (S) | 9 | 220 | 24.4 | 48t | 4 |
| 1972 | Bob Atkins (S) | 2 | 37 | 18.5 | 34 | 0 |
| | John Charles (S) | 2 | 6 | 3.0 | 6 | 0 |
| 1973 | Guy Roberts (LB) | 4 | 55 | 13.8 | 27 | 0 |
| | Jeff Severson (S) | 4 | 24 | 6.0 | 19 | 0 |
| 1974 | Bob Atkins (S) | 6 | 85 | 14.2 | 36 | 0 |
| 1975 | Zeke Moore (CB) | 5 | 137 | 27.4 | 74 | 0 |
| 1976 | C.L. Whittington (S) | 5 | 103 | 20.6 | 50 | 0 |
| 1977 | Mike Reinfeldt (S) | 5 | 78 | 15.6 | 30 | 0 |
| 1978 | Willie Alexander (CB) | 5 | 51 | 10.2 | 29 | 0 |
| 1979 | Mike Reinfeldt (S) | 12 | 205 | 17.1 | 39 | 0 |
| 1980 | Jack Tatum (S) | 7 | 100 | 14.3 | 35 | 0 |
| 1981 | Greg Stemrick (CB) | 3 | 94 | 31.3 | 38 | 0 |
| | Carter Hartwig (DB) | 3 | 78 | 26.0 | 36 | 0 |
| 1982 | Robert Brazile (LB) | 1 | 31 | 31.0 | 31 | 0 |
| | Gregg Bingham (LB) | 1 | 8 | 8.0 | 8 | 0 |
| | Vernon Perry (S) | 1 | 8 | 8.0 | 8 | 0 |
| 1983 | Willie Tullis (DB) | 5 | 65 | 13.0 | 44 | 0 |
| 1984 | Willie Tullis (DB) | 4 | 48 | 12.0 | 22 | 0 |
| 1985 | Steve Brown (CB) | 5 | 41 | 8.2 | 22 | 0 |
| 1986 | Allen Lyday (S) | 3 | 24 | 8.0 | 24 | 0 |
| | Patrick Allen (CB) | 3 | 20 | 6.7 | 18 | 0 |
| 1987 | Keith Bostic (S) | 6 | -14 | -2.3 | 7 | 0 |
| 1988 | Jeff Donaldson (S) | 4 | 29 | 7.3 | 23 | 0 |
| 1989 | Steve Brown (CB) | 5 | 54 | 10.8 | 41 | 0 |
| 1990 | Richard Johnson (CB) | 8 | 100 | 12.5 | 35 | 1 |
| 1991 | Cris Dishman (CB) | 6 | 61 | 10.2 | 43 | 0 |
| 1992 | Jerry Gray (CB) | 6 | 24 | 4.0 | 22 | 0 |
| 1993 | Marcus Robertson (S) | 7 | 137 | 19.6 | 69 | 0 |
| 1994 | Darryll Lewis (CB) | 5 | 57 | 11.4 | 20 | 0 |
| 1995 | Darryll Lewis (CB) | 6 | 145 | 24.2 | 98t | 1 |
| 1996 | Darryll Lewis (CB) | 5 | 103 | 20.6 | 53 | 1 |
| 1997 | Darryll Lewis (CB) | 5 | 115 | 23.0 | 47t | 1 |
| | Marcus Robertson (S) | 5 | 127 | 25.4 | 48 | 0 |
| 1998 | Darryll Lewis (CB) | 4 | 40 | 10.0 | 33 | 0 |
| 1999 | Samari Rolle (CB) | 4 | 65 | 16.3 | 30 | 0 |
| 2000 | Samari Rolle (CB) | 7 | 140 | 20.0 | 81t | 1 |
| 2001 | Andre Dyson (CB) | 3 | 36 | 12.0 | 36 | 0 |
| | Samari Rolle (CB) | 3 | 3 | 1.0 | 3 | 0 |

| Year | Player | No | Yds | Avg | Lg | TD |
|------|-------------------------|----------|-----------|------------|----------|----------|
| 2002 | Lance Schulters (S) | 6 | 56 | 9.3 | 28 | 0 |
| 2003 | Samari Rolle (CB) | 6 | 141 | 23.5 | 52 | 0 |
| 2004 | Andre Dyson (CB) | 6 | 135 | 22.5 | 44 | 0 |
| 2005 | Reynaldo Hill (CB) | 3 | 88 | 29.3 | 52t | 1 |
| 2006 | Chris Hope (S) | 5 | 105 | 21.0 | 61t | 1 |
| 2007 | Keith Bulluck (LB) | 5 | 63 | 12.6 | 35 | 0 |
| 2008 | Michael Griffin (S) | 7 | 172 | 24.6 | 83t | 1 |
| 2009 | Cortland Finnegan (CB) | 5 | 194 | 38.8 | 80 | 1 |
| 2010 | Michael Griffin (S) | 4 | 50 | 12.5 | 28 | 0 |
| 2011 | Michael Griffin (S) | 2 | 0 | 0.0 | 0 | 0 |
| | Jason McCourty (CB) | 2 | 52 | 26.0 | 30 | 0 |
| 2012 | Michael Griffin (S) | 4 | 59 | 14.8 | 33 | 0 |
| | Jason McCourty (CB) | 4 | 29 | 7.3 | 28 | 0 |
| 2013 | Alterraun Verner (CB) | 5 | 68 | 13.6 | 34 | 1 |
| 2014 | Jason McCourty (CB) | 3 | 0 | 0.0 | 0 | 0 |
| 2015 | Zach Brown (LB) | 2 | 45 | 22.5 | 45 | 0 |
| | Coty Sensabaugh (CB) | 2 | 42 | 21.0 | 26t | 1 |
| 2016 | Perrish Cox (CB) | 3 | 3 | 1.0 | 3 | 0 |
| 2017 | Kevin Byard (S) | 8 | 130 | 16.3 | 33 | 0 |
| 2018 | Kevin Byard (S) | 4 | 1 | 0.3 | 1 | 0 |
| 2019 | Kevin Byard (S) | 5 | 79 | 15.8 | 28 | 0 |
| 2020 | Malcolm Butler (CB) | 4 | 111 | 27.8 | 68 | 0 |
| | Amani Hooker (S) | 4 | 11 | 2.8 | 6 | 0 |
| 2021 | Kevin Byard (S) | 5 | 66 | 13.2 | 24t | 1 |
| 2022 | Kevin Byard (S) | 4 | 57 | 14.3 | 28 | 0 |

SACKS

| Year | Player | Total |
|------|---------------------|-------|
| 1960 | Don Floyd (DE) | 4 |
| 1961 | Doug Cline (LB) | 6 |
| 1962 | Ed Husmann (DT) | 10 |
| 1963 | Ed Husmann (DT) | 5 |
| | Gary Cutsinger (DE) | 5 |
| 1964 | Ed Husmann (DT) | 4 |
| | Don Floyd (DE) | 4 |
| 1965 | Gary Cutsinger (DE) | 7 |
| 1966 | Gary Cutsinger (DE) | 5 |
| 1967 | George Rice (DT) | 6 |
| 1968 | Pat Holmes (DE) | 6 |
| 1969 | Elvin Bethea (DE) | 14 |
| 1970 | Elvin Bethea (DE) | 9.5 |
| 1971 | Elvin Bethea (DE) | 13 |
| 1972 | Mike Tilleman (DT) | 12 |
| 1973 | Elvin Bethea (DE) | 17 |
| 1974 | Ted Washington (LB) | 11 |
| 1975 | Curly Culp (DT) | 11.5 |
| 1976 | Elvin Bethea (DE) | 14.5 |
| 1977 | James Young (DE) | 7.5 |
| 1978 | Elvin Bethea (DE) | 8 |
| 1979 | Jesse Baker (DE) | 15.5 |
| 1980 | Mike Stensrud (DE) | 7 |
| 1981 | Jesse Baker (DE) | 10 |
| 1982 | Jesse Baker (DE) | 7.5 |
| 1983 | Jesse Baker (DE) | 5.5 |
| 1984 | Jesse Baker (DE) | 11 |
| 1985 | Jesse Baker (DE) | 5.5 |
| 1986 | Ray Childress (DE) | 5 |
| 1987 | Ray Childress (DE) | 6 |
| 1988 | Ray Childress (DE) | 8.5 |
| | William Fuller (DE) | 8.5 |
| 1989 | Ray Childress (DE) | 8.5 |
| 1990 | Sean Jones (DE) | 12.5 |
| 1991 | William Fuller (DE) | 15 |
| 1992 | Ray Childress (DE) | 13 |
| 1993 | Sean Jones (DE) | 13 |
| 1994 | Lamar Lathon (DE) | 8.5 |
| 1995 | Anthony Cook (DE) | 4.5 |
| | Henry Ford (DE) | 4.5 |
| 1996 | Anthony Cook (DE) | 7.5 |

YEAR-BY-YEAR LEADERS

| Year | Player | Total | Year | Player | Solo | Assist | Total |
|------|-------------------------|-------|------|-----------------------|------|--------|-------|
| 1997 | Kenny Holmes (DE) | 7 | 1986 | John Grimsley (LB) | 112 | 87 | 199 |
| | Gary Walker (DT) | 7 | 1987 | Al Smith (LB) | 46 | 56 | 102 |
| 1998 | Lonnie Marts (LB) | 4 | 1988 | John Grimsley (LB) | 70 | 45 | 115 |
| 1999 | Jevon Kearse (DE) | 14.5 | 1989 | John Grimsley (LB) | 73 | 30 | 103 |
| 2000 | Jevon Kearse (DE) | 11.5 | 1990 | Al Smith (LB) | 78 | 26 | 104 |
| 2001 | Jevon Kearse (DE) | 10.0 | 1991 | Al Smith (LB) | 101 | 45 | 146 |
| 2002 | Kevin Carter (DE) | 10.0 | 1992 | Al Smith (LB) | 70 | 52 | 122 |
| 2003 | Jevon Kearse (DE) | 9.5 | 1993 | Al Smith (LB) | 67 | 28 | 95 |
| 2004 | Kevin Carter (DE) | 6.0 | 1994 | Al Smith (LB) | 97 | 45 | 142 |
| 2005 | Kyle Vanden Bosch (DE) | 12.5 | 1995 | Blaine Bishop (S) | 75 | 22 | 97 |
| 2006 | Kyle Vanden Bosch (DE) | 6.5 | 1996 | Blaine Bishop (S) | 73 | 36 | 100 |
| 2007 | Kyle Vanden Bosch (DE) | 12 | 1997 | Barron Wortham (LB) | 61 | 36 | 97 |
| 2008 | Albert Haynesworth (DT) | 8.5 | 1998 | Joe Bowden (LB) | 88 | 57 | 145 |
| 2009 | Jacob Ford (DE) | 5.5 | 1999 | Blaine Bishop (S) | 83 | 30 | 113 |
| 2010 | Jason Babin (DE) | 12.5 | | Eddie Robinson (LB) | 64 | 49 | 113 |
| 2011 | Karl Klug (DT) | 7.0 | 2000 | Randall Godfrey (LB) | 97 | 72 | 169 |
| 2012 | Derrick Morgan (DE) | 6.5 | 2001 | Randall Godfrey (LB) | 79 | 32 | 111 |
| 2013 | Jurrell Casey (DT) | 10.5 | 2002 | Keith Bulluck (LB) | 116 | 64 | 180 |
| 2014 | Derrick Morgan (OLB) | 6.5 | 2003 | Keith Bulluck (LB) | 110 | 61 | 171 |
| 2015 | Jurrell Casey (DT) | 7.0 | 2004 | Keith Bulluck (LB) | 108 | 63 | 171 |
| | Brian Orakpo (OLB) | 7.0 | 2005 | Keith Bulluck (LB) | 106 | 44 | 150 |
| 2016 | Brian Orakpo (OLB) | 10.5 | 2006 | Keith Bulluck (LB) | 107 | 54 | 161 |
| 2017 | Derrick Morgan (OLB) | 7.5 | 2007 | David Thornton (LB) | 97 | 43 | 140 |
| 2018 | Jurrell Casey (DT) | 7.0 | 2008 | Keith Bulluck (LB) | 83 | 37 | 120 |
| 2019 | Harold Landry III (OLB) | 9.0 | 2009 | Stephen Tulloch (LB) | 95 | 37 | 132 |
| 2020 | Harold Landry III (OLB) | 5.5 | 2010 | Stephen Tulloch (LB) | 121 | 48 | 169 |
| 2021 | Harold Landry III (OLB) | 12.0 | 2011 | Jordan Babineaux (S) | 81 | 36 | 117 |
| 2022 | Denico Autry (OLB) | 8.0 | 2012 | Akeem Ayers (LB) | 79 | 31 | 110 |
| | | | 2013 | Bernard Pollard (S) | 93 | 49 | 142 |
| | | | 2014 | Wesley Woodyard (LB) | 66 | 68 | 134 |
| | | | 2015 | Avery Williamson (LB) | 79 | 58 | 137 |
| | | | 2016 | Avery Williamson (LB) | 76 | 73 | 149 |
| | | | 2017 | Wesley Woodyard (LB) | 104 | 68 | 172 |
| | | | 2018 | Wesley Woodyard (LB) | 85 | 39 | 124 |
| | | | 2019 | Rashaan Evans (LB) | 84 | 55 | 139 |
| | | | 2020 | Kevin Byard (S) | 79 | 32 | 111 |
| | | | 2021 | Kevin Byard (S) | 58 | 30 | 88 |
| | | | 2022 | Kevin Byard (S) | 69 | 37 | 106 |

TACKLES (SINCE 1974)

| Year | Player | Solo | Assist | Total |
|------|---------------------|------|--------|-------|
| 1974 | Gregg Bingham (LB) | 128 | 78 | 206 |
| 1975 | Gregg Bingham (LB) | 110 | 75 | 185 |
| 1976 | Gregg Bingham (LB) | 100 | 91 | 191 |
| 1977 | Gregg Bingham (LB) | 95 | 95 | 190 |
| 1978 | Gregg Bingham (LB) | 109 | 114 | 223 |
| 1979 | Gregg Bingham (LB) | 100 | 103 | 203 |
| 1980 | Gregg Bingham (LB) | 112 | 100 | 212 |
| 1981 | Gregg Bingham (LB) | 112 | 60 | 172 |
| 1982 | Daryl Hunt (LB) | 61 | 24 | 85 |
| 1983 | Gregg Bingham (LB) | 87 | 48 | 135 |
| 1984 | Robert Abraham (LB) | 106 | 92 | 198 |
| 1985 | Avon Riley (LB) | 80 | 67 | 147 |

INDIVIDUAL RECORDS: SERVICE

Number of Games Played in Regular Season

1960–1977: 14 games
 1978–1981, 1983–1986, 1988–2020: 16 games
 1982: 9 games
 1987: 15 games
 2021–present: 17 games

Most Seasons

19 Bruce Matthews, 1983-2001
 16 Elvin Bethea, 1968-83
 13 Brad Hopkins, 1993-2005
 13 Brett Kern, 2009-21
 12 Gregg Bingham, 1973-84
 12 Mike Munchak, 1982-93
 12 Craig Hentrich, 1998-09

Most Seasons, Active

8 **Derrick Henry**, 2016-23
 5 **Ryan Tannehill**, 2019-23
 5 **Jeffery Simmons**, 2019-23
 5 **Amani Hooker**, 2019-23

Most Games Played

296 Bruce Matthews, 1983-2001
 210 Elvin Bethea, 1968-83
 197 Brett Kern, 2009-21
 194 Brad Hopkins, 1993-2005
 177 Craig Hentrich, 1998-2009

173 Gregg Bingham, 1973-84
 160 Ray Childress, 1985-95
 159 Mike Munchak, 1982-93
 157 Keith Bulluck, 2000-09
 152 Benji Olson, 1998-2007
 151 Al Del Greco, 1991-2000
 148 Michael Roos, 2005-14
 147 Robert Brazile, 1975-84
 146 Ted Thompson, 1975-84
 145 Zeke Moore, 1967-77
 144 Rob Bironas, 2005-13
 144 Ken Burrough, 1971-81
 141 Michael Griffin, 2007-15
 141 Warren Moon, 1984-93

Most Games Played, Active

113 **Derrick Henry**, 2016-23
 75 **Harold Landry III**, 2018-23
 67 **Jeffery Simmons**, 2019-23
 63 **Amani Hooker**, 2019-23
 63 **Ryan Tannehill**, 2019-23

Most Consecutive Games Played

232 Bruce Matthews, 1987-2001
 177 Brett Kern, 2009-21
 147 Robert Brazile, 1975-84
 146 Craig Hentrich, 1998-2007
 144 Rob Bironas, 2005-13

135 Beau Brinkley, 2012-20
 135 Elvin Bethea, 1968-77
 135 Keith Bulluck, 2000-09
 134 Gregg Bingham, 1973-81
 128 Eddie George, 1996-2003

Most Consecutive Games Played, Active

45 **Morgan Cox**, 2021-23
 40 **Nick Westbrook-Ikhine**, 2021-23
 37 **Aaron Brewer**, 2021-23
 28 **Ryan Stonehouse**, 2022-23
 28 **Chig Okonkwo**, 2022-23

Most Consecutive Games Started

229 Bruce Matthews, 1987-2001
 147 Robert Brazile, 1975-84
 135 Elvin Bethea, 1968-77
 134 Gregg Bingham, 1973-81
 128 Eddie George, 1996-2003
 127 Keith Bulluck, 2001-09

Most Consecutive Games Started, Active

28 **Aaron Brewer**, 2022-23
 12 **Derrick Henry**, 2022-23
 12 **Jeffery Simmons**, 2022-23

INDIVIDUAL RECORDS: SCORING

Most Seasons Leading Team

9 Rob Bironas, 2005-13
 9 Al Del Greco, 1992-2000
 7 George Blanda, 1960-66
 5 Ryan Succop, 2014-18
 5 Tony Zendejas, 1985-90

Most Consecutive Seasons Leading Team

9 Rob Bironas, 2005-13
 9 Al Del Greco, 1992-2000
 7 George Blanda, 1960-66
 5 Ryan Succop, 2014-18
 5 Tony Zendejas, 1985-89

POINTS

Career

1,060 Al Del Greco, 1991-2000 (322 PAT, 246 FG)
 1,032 Rob Bironas, 2005-13 (315 PAT, 239 FG)
 598 George Blanda, 1960-66 (4 TD, 301 PAT, 91 FG)
 548 Tony Zendejas, 1985-90 (197 PAT, 117 FG)
 529 Ryan Succop, 2014-19 (178 PAT, 117 FG)
 526 **Derrick Henry**, 2016-2023 (87 TD, 2 two-point)
 450 Eddie George, 1996-2003 (74 TD, 3 two-point)
 438 Earl Campbell, 1978-84 (73 TD)

Season

136 Ryan Succop, 2017 (31 PAT, 35 FG)
 136 Al Del Greco, 1998 (28 PAT, 36 FG)
 133 Rob Bironas, 2007 (28 PAT, 35 FG)

131 Al Del Greco, 1996 (35 PAT, 32 FG)
 127 Rob Bironas, 2008 (40 PAT, 29 FG)
 126 Al Del Greco, 1993 (39 PAT, 29 FG)
 123 Gary Anderson, 2003 (42 PAT, 27 FG)

Most Seasons, 100 or More Points

8 Al Del Greco, 1992-93, 1995-2000
 7 Rob Bironas, 2007-13
 3 Ryan Succop, 2016-18
 2 George Blanda, 1960-61
 2 Tony Zendejas, 1988-89
 2 **Derrick Henry**, 2019-20

Season, Rookie

92 Tony Zendejas, 1985 (29 PAT, 21 FG)
 86 Roy Gerela, 1969 (29 PAT, 19 FG)
 72 Bill Groman, 1960 (12 TD)

Game

30 Billy Cannon, @ N.Y. Titans, 12/10/61 (5 TD)
 26 Rob Bironas, @ Hou., 10/21/07 (8 FG, 2 PAT)
 26 George Blanda, vs. L.A. Chargers, 9/18/60 (3 TD, 5 PAT, 1 FG)

Game, Opponent

24 Art Powell, @ Oakland, 12/22/63
 24 Corey Dillon, @ Cincinnati, 12/4/97
 19 Robbie Gould, @ San Francisco, 12/17/17
 19 Cody Parkey, @ Philadelphia, 11/23/14
 19 Horst Muhlmann, vs. Cincinnati, 12/17/72

Most Consecutive Games Scoring

67 Al Del Greco, 1994-00
 46 Rob Bironas, 2006-08

TOUCHDOWNS

Career

87 **Derrick Henry**, 2016-23
 74 Eddie George, 1996-2003
 73 Earl Campbell, 1978-84
 58 Chris Johnson, 2008-13
 51 Charlie Hennigan, 1960-66
 48 Kenny Burrough, 1971-81
 Ernest Givins, 1986-94

Season

19 Earl Campbell, 1979
 18 **Derrick Henry**, 2019
 18 Bill Groman, 1961

Game

5 Billy Cannon, @ N.Y. Titans, 12/10/61

Game, Opponent

4 Art Powell, @ Oakland, 12/22/63
 4 Bob Hayes, @ Dallas, 12/20/70
 4 Corey Dillon, @ Cincinnati, 12/4/97
 3 21 times, last by Antonio Brown, @ Pittsburgh, 11/16/17

Most Consecutive Team Games Scoring TD

8 Bill Groman, 1961
 6 DeMarco Murray, 2016
 5 **Derrick Henry**, 2020
 5 **Derrick Henry**, 2019

INDIVIDUAL RECORDS: SCORING

| | |
|---|-----------------------|
| 5 | Hoyle Granger, 1967 |
| 5 | Ken Burrough, 1977 |
| 5 | Earl Campbell, 1979 |
| 5 | Earl Campbell, 1983 |
| 5 | Chris Sanders, 1995 |
| 5 | Eddie George, 1998-99 |
| 5 | Kenny Britt, 2010 |

POINTS AFTER TOUCHDOWNS

Career

| | |
|-----|-------------------------|
| 322 | Al Del Greco, 1991-2000 |
| 315 | Rob Bironas, 2005-13 |
| 301 | George Blanda, 1960-66 |
| 197 | Tony Zendejas, 1985-90 |
| 178 | Ryan Succop, 2014-19 |
| 149 | Toni Fritsch, 1977-81 |

Season

| | |
|----|---------------------|
| 64 | George Blanda, 1961 |
| 48 | George Blanda, 1962 |
| | Tony Zendejas, 1988 |

Game

| | |
|---|--|
| 8 | George Blanda, vs. N.Y. Titans, 10/14/62 |
| 7 | George Blanda, @ Denver, 11/5/61 |
| 7 | George Blanda, vs. N.Y. Titans, 11/19/61 |
| 7 | George Blanda, @ Oakland, 12/22/63 |
| 7 | Teddy Garcia, vs. Cleveland, 12/9/90 |

Most Made, Opponent, Game

| | |
|---|---|
| 8 | Stephen Gostkowski, @ New England, 10/18/09 |
| 7 | Mason Crosby, @ Green Bay, 12/23/12 |
| 7 | Cotton Davidson, @ Oakland, 12/22/63 |
| 7 | Horst Muhlmann, vs. Cincinnati, 12/17/72 |
| 7 | Jim Breech, @ Cincinnati, 12/17/89 |
| 7 | Sebastian Janikowski, @ Oakland, 9/29/02 |
| 7 | Lawrence Tynes, vs. Kansas City, 12/13/04 |

Most Consecutive PATs

| | |
|-----|-------------------------|
| 285 | Rob Bironas, 2006-13 |
| 229 | Al Del Greco, 1993-2000 |
| 79 | Gary Anderson, 2003-04 |
| 76 | Al Del Greco, 1991-93 |
| 75 | Skip Butler, 1972-76 |

Most Two-Point Conversions, Career

| | |
|---|-----------------------------------|
| 3 | Eddie George, 1996-2003 |
| 3 | Haywood Jeffires, 1987-95 |
| 3 | Steve McNair, 1995-2005 |
| 3 | Ryan Tannehill , 2019-2022 |

Most Two-Point Conversions, Season

| | |
|---|------------------------|
| 3 | Haywood Jeffires, 1994 |
|---|------------------------|

Most Two-Point Conversions, Game

| | |
|---|---|
| 1 | 37 times, last by Chig Okonkwo vs. Jacksonville, 12/11/22 (pass) |
|---|---|

Most Two-Point Conversions, Opponent, Game

| | |
|---|--|
| 2 | Charles Johnson @ Pittsburgh, 11/1/98 (pass, pass) |
|---|--|

FIELD GOALS

Most Attempted, Career

| | |
|-----|-------------------------|
| 295 | Al Del Greco, 1991-2000 |
| 279 | Rob Bironas, 2005-13 |
| 187 | George Blanda, 1960-66 |
| 163 | Tony Zendejas, 1985-90 |
| 140 | Ryan Succop, 2014-19 |
| 122 | Skip Butler, 1972-77 |

Most Attempted, Season

| | |
|----|---------------------|
| 42 | Ryan Succop, 2017 |
| 40 | Roy Gerela, 1969 |
| 39 | Al Del Greco, 1998 |
| 39 | Rob Bironas, 2007 |
| 38 | Al Del Greco, 1996 |
| 37 | Tony Zendejas, 1989 |
| 35 | Al Del Greco, 1997 |

Most Attempted, Game

| | |
|---|--|
| 8 | Rob Bironas, @ Houston, 10/21/07 |
| 6 | George Blanda, vs. N.Y. Titans, 10/9/60 |
| 6 | George Blanda, vs. Denver, 9/14/63 |
| 6 | Skip Butler, @ Cleveland, 10/12/75 |
| 6 | Al Del Greco, vs. Atlanta, 12/5/93 |
| 6 | Stephen Gostkowski, @ Minnesota, 9/27/20 |

Most Attempted, Opponent, Game

| | |
|---|---|
| 7 | Tom Dempsey, Philadelphia, 11/12/72 |
| 6 | Roy Gerela, Pittsburgh, 12/9/73 |
| 6 | Jim Breech, @ Cincinnati, 11/1/87 |
| 6 | John Carney, @ San Diego, 9/19/93 |
| 6 | Sebastian Janikowski, @ Oakland, 11/24/13 |
| 6 | Cody Parkey, @ Philadelphia, 11/23/14 |
| 6 | Blair Walsh, Minnesota, 9/11/16 |
| 6 | Robbie Gould, @ San Francisco, 12/17/17 |
| 6 | Justin Tucker, Baltimore, 10/15/23 |

Most Made, Career

| | |
|-----|-------------------------|
| 246 | Al Del Greco, 1991-2000 |
| 239 | Rob Bironas, 2005-13 |
| 117 | Ryan Succop, 2014-19 |
| 117 | Tony Zendejas, 1985-90 |
| 91 | George Blanda, 1960-66 |
| 81 | Toni Fritsch, 1977-81 |

Most Made, Season

| | |
|----|--------------------|
| 36 | Al Del Greco, 1998 |
| 35 | Ryan Succop, 2017 |
| 35 | Rob Bironas, 2007 |
| 32 | Al Del Greco, 1996 |
| 29 | Al Del Greco, 1993 |
| 29 | Rob Bironas, 2008 |
| 29 | Rob Bironas, 2011 |

Most Made, Game

| | |
|-----|--|
| * 8 | Rob Bironas, @ Houston, 10/21/07 |
| 6 | Stephen Gostkowski, @ Minnesota, 9/27/20 |

| | |
|---|---|
| 5 | Nick Folk, @ New Orleans, 9/10/23 |
| 5 | Ryan Succop, vs. Indianapolis, 10/16/17 |
| 5 | Al Del Greco, @ Philadelphia, 12/3/2000 |
| 5 | Roy Gerela, vs. Miami, 9/28/69 |

* Denotes NFL Record

Most Made, Opponent, Game

| | |
|---|---|
| 6 | Justin Tucker, Baltimore, 10/15/23 |
| 6 | Robbie Gould, @ San Francisco, 12/17/17 |
| 6 | Tom Dempsey, vs. Philadelphia, 11/12/72 |
| 6 | John Carney, @ San Diego, 9/19/93 |
| 5 | 9 times, last by Nick Folk, @ New England, 11/28/21 |

Most Consecutive Field Goals Made

| | |
|----|-------------------------|
| 20 | Nick Folk , 2023 |
| 20 | Al Del Greco, 1998-99 |
| 20 | Rob Bironas, 2007-08 |
| 20 | Rob Bironas, 2010 |
| 20 | Rob Bironas, 2011-12 |
| 19 | Ryan Succop, 2016-17 |
| 19 | Rob Bironas, 2007 |
| 18 | Al Del Greco, 1995-96 |
| 16 | Ryan Succop, 2017 |
| 15 | Ryan Succop, 2014-15 |
| 14 | Al Del Greco, 1999-2000 |
| 14 | Rob Bironas, 2011 |

Most Consecutive Games With Field Goal Made

| | |
|----|------------------------|
| 20 | Rob Bironas, 2009-10 |
| 19 | Rob Bironas, 2006-07 |
| 13 | Rob Bironas, 2011-12 |
| 12 | Al Del Greco, 1998 |
| 12 | Gary Anderson, 2003 |
| 12 | Rob Bironas, 2008 |
| 10 | George Blanda, 1964-65 |
| 10 | George Blanda, 1966 |
| 10 | Ryan Succop, 2016-17 |

Longest Field Goal

| | |
|----|---|
| 60 | Rob Bironas, vs. Indianapolis, 12/3/06 |
| 56 | Al Del Greco, vs. San Francisco, 10/27/96 |
| 56 | Rob Bironas, @ Denver, 11/19/07 |
| 55 | Stephen Gostkowski, @ Minnesota, 9/27/20 |
| 55 | Rob Bironas, vs. Denver, 10/3/10 |
| 55 | Rob Bironas, vs. Houston, 12/29/13 |
| 55 | George Blanda, vs. San Diego, 12/3/61 |
| 54 | Stephen Gostkowski, @ Minnesota, 9/27/20 |
| 54 | George Blanda, @ Oakland, 11/11/62 |
| 54 | Skip Butler, @ Buffalo, 9/19/76 |
| 54 | Al Del Greco, vs. Kansas City, 9/20/92 |
| 54 | Ryan Succop, @ Buffalo, 10/7/18 |

Longest Field Goal, Opponent

| | |
|----|---------------------------------------|
| 64 | Matt Prater, @ Denver, 12/8/13 |
| 56 | Jason Myers, @ Jacksonville, 12/24/16 |
| 56 | Jason Elam, Denver, 11/26/95 |
| 55 | Chris Bahr, @ Cincinnati, 9/23/79 |

INDIVIDUAL RECORDS: SCORING

55 Matt Stover, Cleveland, 11/17/91
54 (six times, last by Jason Myers, N.Y. Jets, 12/2/18)

Highest Field Goal Percentage, Career (100 made)

85.7 Rob Bironas, 2005-13, (239 of 279)
83.6 Ryan Succop, 2014-19 (117 of 140)
83.4 Al Del Greco, 1991-2000, (246 of 295)

Season

92.3 Al Del Greco, 1998 (36 of 39)
92.3 Rob Bironas, 2010 (24 of 26)
91.7 Ryan Succop, 2016 (22 of 24)

90.6 Rob Bironas, 2011 (29 of 32)
89.7 Rob Bironas, 2007 (35 of 39)
87.9 Rob Bironas, 2008 (29 of 33)
87.5 Ryan Succop, 2015 (14 of 16)
87.1 Gary Anderson, 2003 (27 of 31)
87.1 Al Del Greco, 1995 (27 of 31)
86.7 Ryan Succop, 2018 (26 of 30)

SAFETIES

Most Safeties, Career

2 Elvin Bethea (1968-83)
2 James Young (1977-79)

Most Safeties, Game

1 41 times, last by Cameron Wake at Cleveland (9/8/19), sack in end zone

INDIVIDUAL RECORDS: RUSHING

Most Seasons Leading Team

8 Eddie George, 1996-2003
6 **Derrick Henry**, 2017-22
6 Earl Campbell, 1978-84
6 Chris Johnson, 2008-13
4 Mike Rozier, 1985-90

Most Consecutive Seasons Leading Team

8 Eddie George, 1996-2003
6 **Derrick Henry**, 2017-22
6 Earl Campbell, 1978-83
6 Chris Johnson, 2008-13
4 Mike Rozier, 1985-88

ATTEMPTS

Career

2,733 Eddie George, 1996-2003
1,979 Earl Campbell, 1978-84
1,926 **Derrick Henry**, 2016-23
1,742 Chris Johnson, 2008-13
1,000 Lorenzo White, 1988-94
910 Mike Rozier, 1985-90
907 Charles Tolar, 1960-66
773 Hoyle Granger, 1966-70, 72

Season

403 Eddie George, 2000
378 **Derrick Henry**, 2020
373 Earl Campbell, 1980
368 Earl Campbell, 1979
361 Earl Campbell, 1981

Game

39 Earl Campbell, vs. Seattle, 10/11/81
38 Earl Campbell, @ Kansas City, 10/12/80
37 Earl Campbell, vs. Cincinnati, 10/4/81

Game, Opponent

39 Corey Dillon, @ Cincinnati, 12/4/97
34 Rodney Hampton, N.Y. Giants, 11/21/94
33 Le'Veon Bell, Pittsburgh, 11/17/14
32 Greg Pruitt, Cleveland, 12/3/81
32 Tony Collins, @ New England, 11/28/82
32 Melvin Gordon, @ San Diego, 11/6/16

YARDS GAINED

Career

10,009 Eddie George, 1996-2003
9,074 **Derrick Henry**, 2016-23
8,574 Earl Campbell, 1978-84
7,965 Chris Johnson, 2008-13
4,079 Lorenzo White, 1988-94
3,514 Hoyle Granger, 1966-70, 72
3,439 Steve McNair, 1995-05
3,426 Mike Rozier, 1985-90

Season

2,027 **Derrick Henry**, 2020
2,006 Chris Johnson, 2009
1,934 Earl Campbell, 1980
1,697 Earl Campbell, 1979
1,540 **Derrick Henry**, 2019
1,538 **Derrick Henry**, 2022
1,509 Eddie George, 2000
1,450 Earl Campbell, 1978

Season, Rookie

1,450 Earl Campbell, 1978
1,368 Eddie George, 1996
1,228 Chris Johnson, 2008
947 Rodney Thomas, 1995
756 Sid Blanks, 1964
652 Rob Carpenter, 1977

Game

250 **Derrick Henry** @ Houston, 1/3/21
238 **Derrick Henry** vs. Jacksonville, 12/6/18
228 Chris Johnson vs. Jacksonville, 11/1/09
219 **Derrick Henry** @ Houston, 10/30/22
216 Billy Cannon, @ N.Y. Titans, 12/10/61
216 Eddie George, vs. Oakland, 8/31/97
215 **Derrick Henry**, at Jacksonville, 12/13/20
212 **Derrick Henry**, vs. Houston, 10/18/20
211 **Derrick Henry**, @ Houston, 12/29/19
206 Earl Campbell, @ Chicago, 11/16/80

Game, Opponent

246 Corey Dillon, @ Cincinnati, 12/4/97

215 Eric Dickerson, @ L.A. Rams, 12/9/84
204 Le'Veon Bell, Pittsburgh, 11/17/14
201 James Brooks, @ Cincinnati, 12/23/90

Longest Run

99 **Derrick Henry** vs. Jacksonville, 12/6/18 (TD)
94 **Derrick Henry** vs. Houston, 10/18/20 (TD)
94 Chris Johnson vs. N.Y. Jets, 12/17/12 (TD)
91 Chris Johnson vs. Houston, 9/20/09 (TD)
91 Sid Blanks vs. N.Y. Jets, 12/13/64 (TD)
89 Chris Johnson vs. Jacksonville, 11/1/09 (TD)
87 Marcus Mariota vs. Jacksonville, 12/6/15 (TD)
85 Chris Johnson vs. Arizona, 11/29/09 (TD)
83 Chris Johnson @ Buffalo, 10/21/12 (TD)
81 Earl Campbell vs. Miami, 11/20/78 (TD)

Longest Run, Opponent

97 Lamar Miller, @ Houston, 11/26/18 (TD)
91 Wilbert Montgomery, @ Philadelphia, 12/19/82 (TD)
80 Donald Brown, @ Indianapolis, 12/18/11 (TD)
80 Corey Dillon at Cincinnati, 10/8/2000 (TD)
80 Wray Carlton, vs. Buffalo, 12/5/65 (TD)
79 Bill Mathis, @ N.Y. Jets, 11/21/65

Most Seasons, 1,000 or More Yards

7 Eddie George, 1996-2000, 2002-03
6 Chris Johnson, 2008-13
5 Earl Campbell, 1978-81, 1983
4 **Derrick Henry**, 2018-20, 2022
1 Nine players, last by DeMarco Murray in 2016

Most Consecutive Seasons, 1,000 or More Yards

6 Chris Johnson, 2008-13
5 Eddie George, 1996-2000

INDIVIDUAL RECORDS: RUSHING

| | |
|---|--------------------------------|
| 4 | Earl Campbell, 1978-81 |
| 3 | Derrick Henry , 2018-20 |
| 2 | Eddie George, 2002-03 |

Most Games, 200 or More Yards, Season

| | |
|---|-----------------------------|
| 4 | Earl Campbell, 1980 |
| 3 | Derrick Henry , 2020 |

Most Games, 100 or More Yards, Career

| | |
|----|--------------------------------|
| 39 | Earl Campbell, 1978-84 |
| 36 | Derrick Henry , 2016-23 |
| 36 | Eddie George, 1996-03 |
| 35 | Chris Johnson, 2008-13 |
| 11 | Hoyle Granger, 1966-70, 1972 |
| 8 | Mike Rozier, 1985-90 |

Most Games, 100 or More Yards, Season

| | |
|----|-----------------------------|
| 12 | Chris Johnson, 2009 |
| 11 | Earl Campbell, 1979 |
| 10 | Earl Campbell, 1980 |
| 10 | Derrick Henry , 2020 |
| 9 | Derrick Henry , 2022 |
| 8 | Chris Johnson, 2010 |
| 8 | Eddie George, 1997 |
| 7 | Hoyle Granger, 1967 |
| 7 | Earl Campbell, 1978, 1983 |

Most Consecutive Games, 100 or More Yards

| | |
|----|-----------------------------|
| 12 | Chris Johnson, 2009-10 |
| 7 | Earl Campbell, 1979 |
| 6 | Earl Campbell, 1980 |
| 5 | Eddie George, 1998 |
| 5 | Derrick Henry , 2022 |
| 5 | Derrick Henry , 2021 |

AVERAGE GAIN

Career (Minimum 750 attempts)

| | |
|------|--------------------------------|
| 4.71 | Derrick Henry (2016-23) |
| 4.57 | Chris Johnson (2008-13) |
| 4.56 | Hoyle Granger (1966-70, 1972) |
| 4.33 | Earl Campbell (1978-84) |
| 4.08 | Lorenzo White (1988-94) |

Season

| | |
|------|-----------------------------|
| 5.60 | Chris Johnson, 2009 |
| 5.36 | Derrick Henry , 2020 |
| 5.21 | Sid Blanks, 1964 |
| 5.18 | Earl Campbell, 1980 |
| 5.14 | Gary Brown, 1993 |
| 5.08 | Derrick Henry , 2019 |
| 5.05 | Hoyle Granger, 1967 |

TOUCHDOWNS

Career

| | |
|----|--------------------------------|
| 84 | Derrick Henry , 2016-23 |
| 73 | Earl Campbell, 1978-84 |
| 64 | Eddie George, 1996-2003 |
| 50 | Chris Johnson, 2008-13 |
| 36 | Steve McNair, 1995-2005 |
| 29 | Lorenzo White, 1988-94 |
| 27 | Mike Rozier, 1985-90 |

Season

| | |
|----|-----------------------------|
| 19 | Earl Campbell, 1979 |
| 17 | Derrick Henry , 2020 |
| 16 | Derrick Henry , 2019 |
| 15 | LenDale White, 2008 |
| 14 | Eddie George, 2000 |
| 14 | Chris Johnson, 2009 |

Season, Rookie

| | |
|----|---------------------|
| 13 | Earl Campbell, 1978 |
|----|---------------------|

Game

| | |
|---|--|
| 4 | Derrick Henry , vs. Jacksonville, 12/6/18 |
| 4 | Earl Campbell, vs. Miami, 11/20/78 |
| 4 | Lorenzo White, vs. Cleveland, 12/9/90 |

Game, Opponent

| | |
|---|--|
| 4 | Corey Dillon, @ Cincinnati, 12/4/97 |
| 3 | 12 times, last by Marshall Faulk, @ Ind., 9/4/94 |

Most Consecutive Games, Rushing Touchdown

| | |
|---|--|
| 6 | Earl Campbell, 9/4/83–10/16/83 |
| 5 | Derrick Henry , 9/27/20–11/1/20 |
| 5 | Derrick Henry , 11/3/19–12/8/19 |
| 5 | Earl Campbell, 9/16/79–10/14/79 |
| 5 | DeMarco Murray, 10/16/16–11/13/16 |
| 4 | (Nine times, last by Derrick Henry , 9/19/22-10/9/22) |

INDIVIDUAL RECORDS: PASSING

Most Seasons Leading Team

| | |
|----|-------------------------------|
| 10 | Warren Moon, 1984-93 |
| 9 | Dan Pastorini, 1971-79 |
| 8 | Steve McNair, 1997-2003, 2005 |

Most Consecutive Seasons Leading Team

| | |
|----|-------------------------|
| 10 | Warren Moon, 1984-93 |
| 9 | Dan Pastorini, 1971-79 |
| 7 | George Blanda, 1960-66 |
| 7 | Steve McNair, 1997-2003 |

ATTEMPTS

Career

| | |
|-------|---------------------------------|
| 4,546 | Warren Moon, 1984-93 |
| 3,871 | Steve McNair, 1995-2005 |
| 2,784 | George Blanda, 1960-66 |
| 2,767 | Dan Pastorini, 1971-79 |
| 1,781 | Ryan Tannehill , 2019-23 |
| 1,765 | Marcus Mariota, 2015-19 |
| 1,190 | Vince Young, 2006-10 |
| 1,081 | Kerry Collins, 2006-10 |
| 824 | Pete Beathard, 1967-69 |
| 739 | Ken Stabler, 1980-81 |

Season

| | |
|-----|------------------------------|
| 655 | Warren Moon, 1991 |
| 584 | Warren Moon, 1990 |
| 531 | Ryan Tannehill , 2021 |
| 520 | Warren Moon, 1993 |
| 518 | Matt Hasselbeck, 2011 |
| 505 | George Blanda, 1964 |
| 492 | Steve McNair, 1998 |
| 492 | Steve McNair, 2002 |

Game

| | |
|----|-------------------------------------|
| 68 | George Blanda, @ Buffalo, 11/1/64 |
| 60 | George Blanda, vs. Oakland, 11/7/65 |
| 60 | Billy Volek, @ Oakland, 12/19/04 |

Game, Opponent

| | |
|----|---|
| 68 | Patrick Mahomes, @ Kansas City, 11/6/22 |
| 61 | Colt McCoy, @ Cleveland, 10/2/11 |
| 59 | Peyton Manning, @ Denver, 12/8/13 |
| 54 | Matt Barkley, @ Chicago, 11/27/16 |
| 54 | Blake Bortles, Jacksonville, 10/27/16 |
| 54 | Matt Schaub, Houston, 12/19/10 |
| 54 | Eric Zeier, @ Cleveland, 11/5/95 |

COMPLETIONS

Career

| | |
|-------|---------------------------------|
| 2,632 | Warren Moon, 1984-93 |
| 2,305 | Steve McNair, 1995-2005 |
| 1,426 | Dan Pastorini, 1971-79 |
| 1,347 | George Blanda, 1960-66 |
| 1,183 | Ryan Tannehill , 2019-23 |
| 1,110 | Marcus Mariota, 2015-19 |
| 689 | Vince Young, 2006-10 |
| 613 | Kerry Collins, 2006-10 |
| 458 | Ken Stabler, 1980-81 |

Season

| | |
|-----|------------------------------|
| 404 | Warren Moon, 1991 |
| 362 | Warren Moon, 1990 |
| 357 | Ryan Tannehill , 2021 |
| 319 | Matt Hasselbeck, 2011 |
| 315 | Ryan Tannehill , 2020 |
| 303 | Warren Moon, 1993 |
| 301 | Steve McNair, 2002 |
| 293 | Ken Stabler, 1980 |

Game

| | |
|----|-----------------------------------|
| 41 | Warren Moon, vs. Dallas, 11/10/91 |
| 40 | Billy Volek, @ Oakland, 12/19/04 |

INDIVIDUAL RECORDS: PASSING

| | |
|----|---|
| 39 | Billy Volek, @ San Diego, 10/3/04 |
| 37 | George Blanda, @ Buffalo, 11/1/64 |
| 36 | Ryan Fitzpatrick, vs. Arizona, 12/15/13 |
| 36 | Warren Moon, vs. Seattle, 11/7/93 |

Game, Opponent

| | |
|----|---|
| 43 | Patrick Mahomes, @ Kansas City, 11/6/22 |
| 40 | Colt McCoy, @ Cleveland, 10/2/11 |
| 39 | Peyton Manning, @ Denver, 12/8/13 |
| 37 | Peyton Manning, @ Indianapolis, 11/3/02 |
| 36 | Tim Couch, Cleveland, 9/22/02 |
| 36 | Peyton Manning, Indianapolis, 10/11/09 |
| 36 | Drew Brees, New Orleans, 12/11/11 |
| 36 | Patrick Mahomes, Kansas City, 11/10/19 |
| 36 | Nick Foles, Chicago, 11/8/20 |

Consecutive Completions in a Game (Since 1997)

| | |
|----|---|
| 19 | Marcus Mariota, @ Houston, 11/26/18 |
| 15 | Marcus Mariota, vs. Philadelphia, 9/30/18 |

Consecutive Completions to Begin a Game (Since 1997)

| | |
|----|---|
| 19 | Marcus Mariota, @ Houston, 11/26/18 |
| 10 | Marcus Mariota, vs. Green Bay, 11/13/16 |
| 10 | Steve McNair, @ New England, 9/20/98 |

COMPLETION PERCENTAGE

Career (Minimum 1,500 attempts)

| | |
|------|--|
| 66.4 | Ryan Tannehill , 2019-23 (1,183 of 1,781) |
| 62.9 | Marcus Mariota, 2015-19 (1,110 of 1,765) |
| 59.5 | Steve McNair, 1995-2005 (2,305 of 3,871) |
| 57.9 | Warren Moon, 1984-93 (2,632 of 4,546) |
| 51.5 | Dan Pastorini, 1971-79 (1,426 of 2,767) |
| 48.4 | George Blanda, 1960-66 (1,347 of 2,784) |

Season

| | |
|------|---|
| 70.3 | Ryan Tannehill , 2019 (201 of 286) |
| 68.9 | Marcus Mariota, 2018 (228 of 331) |
| 67.2 | Ryan Tannehill , 2021 (357 of 531) |
| 65.6 | Cody Carlson, 1992 (149 of 227) |
| 65.5 | Ryan Tannehill , 2020 (315 of 481) |
| 65.2 | Ryan Tannehill , 2022 (212 of 325) |
| 64.7 | Warren Moon, 1992 (224 of 346) |
| 64.5 | Ken Stabler, 1980 (293 of 454) |
| 63.2 | Chris Chandler, 1995 (225 of 356) |
| 62.6 | Steve McNair, 2000 (248 of 396) |

Game (Min. 20 attempts)

| | |
|------|--|
| 95.7 | Marcus Mariota, @ Houston, 11/26/18 (22 of 23) |
|------|--|

| | |
|------|---|
| 88.5 | Chris Chandler, @ Cincinnati, 9/24/95 (23 of 26) |
| 85.7 | Ken Stabler, vs. Baltimore, 9/21/80 (18 of 21) |
| 83.3 | Ryan Tannehill , vs. L.A. Chargers, 9/17/23 (20 of 24) |
| 82.6 | Steve McNair, vs. Indianapolis, 12/8/02 (19 of 23) |
| 82.6 | Warren Moon, vs. Miami, 10/1/89 (19 of 23) |
| 82.1 | Ken Stabler, @ Cleveland, 9/15/80 (23 of 28) |
| 81.8 | Marcus Mariota, vs. Jacksonville, 10/27/16 (18 of 22) |
| 81.5 | Ryan Tannehill , @ Green Bay, 10/17/22 (22 of 27) |
| 81.0 | Ryan Tannehill , @ Indianapolis, 10/2/22 (17 of 21) |

YARDS GAINED

Career

| | |
|--------|---------------------------------|
| 33,685 | Warren Moon, 1984-93 |
| 27,141 | Steve McNair, 1995-2005 |
| 19,149 | George Blanda, 1960-66 |
| 16,846 | Dan Pastorini, 1971-79 |
| 13,959 | Ryan Tannehill , 2019-23 |
| 13,207 | Marcus Mariota, 2015-19 |
| 8,098 | Vince Young, 2006-10 |
| 6,804 | Kerry Collins, 2006-10 |
| 5,190 | Ken Stabler, 1980-81 |
| 5,128 | Pete Beathard, 1967-69 |

Season

| | |
|-------|------------------------------|
| 4,690 | Warren Moon, 1991 |
| 4,689 | Warren Moon, 1990 |
| 3,819 | Ryan Tannehill , 2020 |
| 3,734 | Ryan Tannehill , 2021 |
| 3,631 | Warren Moon, 1989 |
| 3,571 | Matt Hasselbeck, 2011 |
| 3,489 | Warren Moon, 1986 |
| 3,485 | Warren Moon, 1993 |

Game

| | |
|-----|--------------------------------------|
| 527 | Warren Moon, @ Kansas City, 12/16/90 |
| 492 | Billy Volek, @ Oakland, 12/19/04 |
| 464 | George Blanda, @ Buffalo, 10/29/61 |
| 457 | Jacky Lee, @ Boston, 10/13/61 |
| 432 | Warren Moon, vs. Dallas, 11/10/91 |

Game, Opponent

| | |
|-----|---|
| 446 | Patrick Mahomes, @ Kansas City, 11/6/22 |
| 446 | Patrick Mahomes, Kansas City, 11/10/19 |
| 425 | Peyton Manning, @ Indianapolis, 12/5/04 |
| 407 | Tom Flores, @ Oakland, 12/22/63 |
| 406 | Tony Romo, @ Dallas, 10/10/10 |
| 397 | Peyton Manning, @ Denver, 12/8/13 |
| 397 | Matt Ryan, @ Atlanta, 9/29/19 |
| 393 | Andrew Luck, @ Indianapolis, 9/28/14 |
| 389 | Drew Brees, @ New Orleans, 11/8/15 |
| 389 | Jim McMahon, @ San Diego, 9/17/89 |

Most Seasons, 3,000 or More Passing Yards

| | |
|---|-----------------------------------|
| 6 | Warren Moon, 1984-93 |
| 5 | Steve McNair, 1998, 2001-03, 2005 |
| 3 | George Blanda, 1961, 1963-64 |

Most Games, 400 or More Passing Yards, Career

| | |
|---|-----------------------------|
| 4 | Warren Moon, 1984-93 |
| 2 | Billy Volek, 2000-06 |
| 2 | George Blanda, 1960-66 |
| 1 | Ryan Fitzpatrick, 2013 |
| 1 | Jacky Lee, 1960-63; 1966-67 |
| 1 | Steve McNair, 1995-2005 |

Most Games, 400 or More Passing Yards, Season

| | |
|---|---------------------|
| 2 | Billy Volek, 2004 |
| 2 | George Blanda, 1961 |
| 2 | Warren Moon, 1991 |

Most Games, 300 or More Passing Yards, Career

| | |
|----|-------------------------|
| 38 | Warren Moon, 1984-93 |
| 15 | George Blanda, 1960-66 |
| 10 | Steve McNair, 1995-2005 |

Most Games, 300 or More Passing Yards, Season

| | |
|---|-------------------|
| 9 | Warren Moon, 1990 |
| 6 | Warren Moon, 1991 |

Most Consecutive Games, 300 or More Passing Yards

| | |
|---|---------------------|
| 4 | Warren Moon, 1990 |
| 3 | George Blanda, 1964 |
| 3 | Warren Moon, 1985 |
| 3 | Warren Moon, 1991 |

Longest Pass Completion (All TDs)

| | |
|----|---|
| 98 | Jacky Lee (to Willard Dewveall), vs. S.D., 11/25/62 |
| 95 | George Blanda (to Dick Compton), vs. Buffalo, 12/5/65 |
| 92 | Jacky Lee (to Bill Groman), vs. Denver, 11/20/60 |

Longest Pass Completion, Opponent (All TDs)

| | |
|----|---|
| 94 | Jack Kemp (to Glenn Bass), Buffalo, 10/11/64 |
| 90 | John McCormick (to Bob Scarpitto), @ Den 10/17/65 |

TOUCHDOWN PASSES

Career

| | |
|-----|---------------------------------|
| 196 | Warren Moon, 1984-93 |
| 165 | George Blanda, 1960-66 |
| 156 | Steve McNair, 1995-2005 |
| 96 | Dan Pastorini, 1971-79 |
| 91 | Ryan Tannehill , 2019-23 |

Season

| | |
|----|------------------------------|
| 36 | George Blanda, 1961 |
| 33 | Warren Moon, 1990 |
| 33 | Ryan Tannehill , 2020 |
| 27 | George Blanda, 1962 |
| 26 | Marcus Mariota, 2016 |
| 24 | Steve McNair, 2003 |

INDIVIDUAL RECORDS: PASSING

| | |
|-----------------------|---|
| 24 | George Blanda, 1963 |
| 24 | George Blanda, 1960 |
| Game | |
| 7* | George Blanda, vs. N.Y. Titans, 11/19/61 |
| 6 | George Blanda, vs. N.Y. Titans, 10/14/62 |
| 5 | Steve McNair, vs. Jacksonville, 12/26/99 |
| 5 | Warren Moon, at Cincinnati, 10/11/92 |
| 5 | Warren Moon, at Cleveland, 11/18/90 |
| 5 | Warren Moon, vs. Cincinnati, 10/14/90 |
| * Tied for NFL record | |
| Game, Opponent | |
| 6 | Tom Flores, @ Oakland, 12/22/63 |
| 6 | Tom Brady, @ New England, 10/18/09 |
| 6 | Ryan Fitzpatrick, @ Houston, 11/30/14 |
| 5 | Joe Namath, @ N.Y. Jets, 9/18/66 |
| 5 | Craig Morton, @ Dallas, 12/20/70 |
| 5 | Jim Kelly, Buffalo, 9/24/89 |
| 5 | Kerry Collins, @ Oakland, 12/19/04 |
| 5 | Ben Roethlisberger, @ Pittsburgh, 10/9/11 |
| 5 | Blake Bortles, Jacksonville, 12/6/15 |

| | |
|---|-------------------------|
| Most Consecutive Games, Touchdown Pass | |
| 23 | Steve McNair, 2001-2002 |
| 21 | Warren Moon, 1990-91 |
| 17 | Warren Moon, 1992-93 |
| 15 | George Blanda, 1963-64 |
| 14 | George Blanda, 1964-65 |
| 14 | Ryan Tannehill, 2020-21 |

| | |
|--|--|
| HAD INTERCEPTED | |
| Career | |
| 189 | George Blanda, 1960-66 |
| 166 | Warren Moon, 1984-93 |
| 139 | Dan Pastorini, 1971-79 |
| Season | |
| 42 | George Blanda, 1962 |
| 28 | Ken Stabler, 1980 |
| 26 | Warren Moon, 1986 |
| Game | |
| 6 | George Blanda, @ Buffalo, 9/9/62 |
| 6 | George Blanda, vs. Denver, 11/14/65 |
| Game, Opponent | |
| 6 | Joe Namath, @ N.Y. Jets, 10/15/67 |
| 6 | Bobby Hebert, Atlanta, 12/5/93 |
| 5 | Rick Norton, @ Miami, 11/23/69 |
| 5 | Keith Null, St. Louis, 12/13/09 |
| 4 | 8 times, last by Mark Sanchez, N.Y. Jets, 12/17/12 |
| Most Consecutive Passes Attempted, No INT's | |
| 205 | Marcus Mariota, 2018-19 |
| 161 | Kerry Collins, 2008 |
| 159 | Jake Locker, 2012-13 |
| 154 | Billy Joe Tolliver, 1994 |

| | |
|--|-----------------------------------|
| Most Attempts, No Interceptions, Game | |
| 56 | Warren Moon, vs. Dallas, 11/10/91 |

PASSER RATING

| | |
|--|-------------------------|
| Career (minimum 1,500 attempts) | |
| 98.0 | Ryan Tannehill, 2019-23 |
| 89.6 | Marcus Mariota, 2015-19 |
| 83.3 | Steve McNair, 1995-05 |
| 80.4 | Warren Moon, 1984-93 |
| 62.5 | George Blanda, 1960-66 |

| | |
|---|--|
| 61.0 | Dan Pastorini, 1971-79 |
| Season (minimum 14 att. per team game) | |
| 117.5 | Ryan Tannehill, 2019 |
| 106.5 | Ryan Tannehill, 2020 |
| 100.4 | Steve McNair, 2003 |
| 96.8 | Warren Moon, 1990 |
| 95.6 | Marcus Mariota, 2016 |
| 94.6 | Ryan Tannehill, 2022 |
| 92.3 | Marcus Mariota, 2018 |
| 91.5 | Marcus Mariota, 2015 |
| 91.3 | George Blanda, 1961 |
| 90.2 | Steve McNair, 2001 |
| Game (minimum 20 attempts) | |
| 158.3 | Chris Chandler, @ Cincinnati, 9/24/95 |
| 149.8 | Marcus Mariota, vs. Green Bay, 11/13/16 |
| 148.1 | Marcus Mariota, vs. Jacksonville, 10/27/16 |
| 147.7 | Marcus Mariota, @ Houston, 11/26/18 |
| 146.8 | Steve McNair, vs. Houston, 10/12/03 |
| 146.1 | Warren Moon, @ Cleveland, 11/18/90 |
| 145.8 | Ryan Tannehill, vs. Detroit, 12/20/20 |
| 145.7 | Ryan Tannehill, vs. Jacksonville, 9/20/20 |
| 145.1 | Warren Moon, vs. Buffalo, 11/26/90 |
| 143.1 | Chris Chandler, vs. Denver, 11/26/95 |

INDIVIDUAL RECORDS: PASS RECEIVING

RECEPTIONS

| | |
|--|---------------------------|
| Most Seasons Leading Team | |
| 7 | Ken Burrough, 1971-81 |
| 5 | Haywood Jeffires, 1987-95 |
| 5 | Frank Wycheck, 1996-2000 |
| Most Consecutive Seasons Leading Team | |
| 6 | Ken Burrough, 1974-79 |
| 5 | Frank Wycheck, 1996-2000 |
| 4 | Delanie Walker, 2014-2017 |
| 4 | Charlie Hennigan, 1961-64 |
| 4 | Derrick Mason, 2001-04 |
| 3 | A.J. Brown, 2019-21 |
| 3 | Alvin Reed, 1968-70 |
| Career | |
| 542 | Ernest Givins, 1986-94 |
| 515 | Haywood Jeffires, 1987-95 |
| 482 | Frank Wycheck, 1995-2002 |

| | |
|---------------|---|
| 480 | Drew Hill, 1985-91 |
| 453 | Derrick Mason, 1997-2004 |
| 410 | Charlie Hennigan, 1960-66 |
| 408 | Ken Burrough, 1971-81 |
| Season | |
| 101 | Charlie Hennigan, 1964 |
| 100 | Haywood Jeffires, 1991 |
| 96 | Derrick Mason, 2004 |
| 95 | Derrick Mason, 2003 |
| 94 | Delanie Walker, 2015 |
| 94 | Kendall Wright, 2013 |
| 90 | Drew Hill, 1991 |
| 90 | Haywood Jeffires, 1992 |
| Game | |
| 13 | Charlie Hennigan, @ Boston, 10/13/61 |
| 13 | Haywood Jeffires, @ N.Y. Jets, 10/13/91 |

| | |
|-----------------------|---|
| 13 | Drew Bennett, @ Oakland, 12/19/04 |
| 12 | Sid Blanks, @ San Diego, 9/12/64 |
| 12 | Charlie Hennigan, @ Buffalo, 11/1/64 |
| 12 | Charlie Hennigan, vs. Boston, 11/29/64 |
| 12 | Derrick Mason, vs. Baltimore, 11/12/01 |
| 12 | Derrick Mason, @ NYG, 12/1/02 |
| 12 | Derrick Mason, @ San Diego, 10/3/04 |
| 12 | Drew Bennett, vs. KC, 12/13/04 |
| 12 | Kendall Wright, vs. Arizona, 12/15/13 |
| Game, Opponent | |
| 14 | Courtney Hawkins, @ Pittsburgh, 11/1/98 |
| 13 | Priest Holmes, @ Baltimore, 10/11/98 |

INDIVIDUAL RECORDS: PASS RECEIVING

| | |
|----|---|
| 12 | Cris Carter, @ Minnesota, 10/8/95 |
| 12 | Brian Westbrook, @ Philadelphia, 11/19/06 |
| 12 | Chad Johnson, @ Cincinnati, 11/25/07 |
| 12 | Reggie Wayne, @ Indianapolis, 12/30/07 |
| 12 | Jordy Nelson, @ Green Bay, 11/13/16 |
| 12 | Michael Thomas, New Orleans, 12/22/19 |
| 12 | Stefon Diggs, @ Buffalo, 9/19/22 |

Most Consecutive Games, Pass Reception

| | |
|----|---------------------------|
| 99 | Frank Wycheck, 1996-2002 |
| 83 | Delanie Walker, 2013-19 |
| 82 | Ernest Givins, 1988-93 |
| 82 | Charlie Hennigan, 1960-66 |
| 80 | Ken Burrough, 1971-78 |
| 76 | Drew Hill, 1986-91 |
| 71 | Nate Washington, 2009-13 |
| 63 | Kendall Wright, 2012-16 |
| 58 | Bob McLeod, 1961-66 |
| 55 | Charley Frazier, 1962-68 |

Most Seasons, 50 or More Pass Receptions

| | |
|---|-----------------------------|
| 8 | Ernest Givins, 1986-93 |
| 6 | Drew Hill, 1985-86, 1988-91 |
| 6 | Haywood Jeffires, 1990-95 |
| 6 | Frank Wycheck, 1996-2001 |
| 5 | Delanie Walker, 2013-17 |
| 5 | Derrick Mason, 2000-04 |
| 4 | Charlie Hennigan, 1961-64 |
| 3 | A.J. Brown, 2019-21 |
| 3 | Curtis Duncan, 1990-92 |
| 3 | Kendall Wright, 2012-14 |

YARDS

Career

| | |
|-------|---------------------------|
| 7,935 | Ernest Givins, 1986-94 |
| 7,477 | Drew Hill, 1985-91 |
| 6,907 | Ken Burrough, 1971-81 |
| 6,823 | Charlie Hennigan, 1960-66 |
| 6,119 | Haywood Jeffires, 1987-95 |

Season

| | |
|-------|------------------------|
| 1,746 | Charlie Hennigan, 1961 |
| 1,561 | Charlie Hennigan, 1964 |

Game

| | |
|-----|---|
| 272 | Charlie Hennigan, @ Boston, 10/13/61 |
| 245 | Haywood Jeffires, @ Kansas City, 12/16/90 |
| 233 | Drew Bennett, vs. Kansas City, 12/13/04 |
| 232 | Charlie Hennigan, @ Buffalo, 10/29/61 |
| 225 | Kenny Britt, vs. Philadelphia, 10/24/10 |
| 210 | Drew Hill, @ Indianapolis, 12/22/85 |

Game, Opponent

| | |
|-----|--------------------------------------|
| 247 | Art Powell, @ Oakland, 12/22/63 |
| 238 | DeAndre Hopkins, @ Houston, 11/30/14 |
| 212 | Don Maynard, @ N.Y. Jets, 10/20/69 |

| | |
|-----|----------------------------------|
| 210 | Bake Turner, N.Y. Jets, 11/10/63 |
|-----|----------------------------------|

Longest Pass Reception (All TDs)

| | |
|----|---|
| 98 | Willard Dewveall, vs. San Diego, 11/25/62 |
| 95 | Dick Compton, vs. Buffalo, 12/5/65 |
| 92 | Bill Groman, vs. Denver, 11/20/60 |

Longest Pass Reception, Opponent (All TDs)

| | |
|----|-----------------------------------|
| 94 | Glenn Bass, Buffalo, 10/11/64 |
| 90 | Bob Scarpitto, @ Denver 10/17/65 |
| 86 | Warrick Dunn, @ Atlanta, 11/23/03 |

Most Seasons, 1,000 or More Yards Pass Receiving, Career

| | |
|---|---------------------------|
| 4 | Derrick Mason, 2001-04 |
| 3 | Charlie Hennigan, 1960-66 |
| 3 | Drew Hill, 1985-91 |

Most Cons. Seasons, 1,000 or More Yards Pass Rec., Career

| | |
|---|---------------------------|
| 4 | Derrick Mason, 2001-04 |
| 2 | A.J. Brown, 2019-20 |
| 2 | Charlie Hennigan, 1963-64 |
| 2 | Tim Smith, 1983-84 |

Most Games, 100 or More Yards Pass Receiving, Career

| | |
|----|---------------------------|
| 26 | Charlie Hennigan, 1960-66 |
| 24 | Drew Hill, 1985-91 |
| 18 | Ernest Givins, 1986-94 |

Most Games, 100 or More Yards Pass Receiving, Season

| | |
|---|------------------------|
| 9 | Charlie Hennigan, 1964 |
|---|------------------------|

TOUCHDOWNS

Career

| | |
|----|---------------------------|
| 51 | Charlie Hennigan, 1960-66 |
| 47 | Ken Burrough, 1971-81 |
| 47 | Drew Hill, 1985-91 |
| 47 | Haywood Jeffires, 1987-95 |
| 46 | Ernest Givins, 1986-94 |

Season

| | |
|----|------------------------|
| 17 | Bill Groman, 1961 |
| 12 | Bill Groman, 1960 |
| 12 | Charlie Hennigan, 1961 |
| 12 | Charles Frazier, 1966 |

Game

| | |
|---|--|
| 3 | 18 times, last by DeAndre Hopkins , vs. Atlanta, 10/29/23 |
|---|--|

Game, Opponent

| | |
|---|--|
| 4 | Art Powell, @ Oakland, 12/22/63 |
| 4 | Bob Hayes, @ Dallas, 12/20/70 |
| 3 | 13 times, last by Stefon Diggs, @ Buffalo, 9/19/22 |

Most Consecutive Games Catching TD Pass

| | |
|---|--------------------------------------|
| 8 | Bill Groman, 10/1/1961–11/19/1961 |
| 6 | Bill Groman, 10/16/1960–11/25/1960 |
| 5 | A.J. Brown, 10/13/2020–11/8/2020 |
| 5 | Kenny Britt, 9/26/2010–10/24/2010 |
| 5 | Chris Sanders, 11/12/1995–12/10/1995 |

| | |
|---|---|
| 5 | Ken Burrough, 11/6/1977–12/4/1977 |
| 4 | Kenny Britt, 12/26/2010–9/18/2011 |
| 4 | Justin McCareins, 11/9/2003–12/1/2003 |
| 4 | Kevin Dyson, 11/4/2001–11/25/2001 |
| 4 | Willie Davis, 9/1/1996–09/29/1996 |
| 4 | Curtis Duncan, 10/25/1987–11/15/1987 |
| 4 | Dave Casper, 9/19/1982–12/5/1982 |
| 4 | Charlie Hennigan, 11/19/1961–12/10/1961 |

RECEIVING AVERAGE

Career (minimum 200 receptions)

| | |
|------|---------------------------|
| 16.9 | Ken Burrough, 1971-81 |
| 16.6 | Charlie Hennigan, 1960-66 |
| 15.6 | Drew Hill, 1985-91 |
| 15.1 | Tim Smith, 1980-86 |
| 15.0 | Nate Washington, 2009-14 |
| 14.8 | Drew Bennett, 2001-06 |
| 14.6 | Ernest Givins, 1986-94 |
| 13.8 | Corey Davis, 2017-20 |
| 13.5 | Derrick Mason, 1997-04 |

Season (minimum 32 receptions per 16 games)

| | |
|------|------------------------|
| 23.5 | Chris Sanders, 1995 |
| 23.5 | Bill Groman, 1961 |
| 22.0 | Charlie Joiner, 1971 |
| 21.3 | Charlie Hennigan, 1961 |
| 20.5 | Bill Groman, 1960 |
| 20.2 | A.J. Brown, 2019 |
| 20.2 | Drew Hill, 1987 |
| 20.1 | Ken Burrough, 1975 |
| 19.8 | Charley Frazier, 1966 |

Game (minimum 3 receptions)

| | |
|------|--|
| 60.7 | Bill Groman, vs. Den, 11/20/60 (3 rec.) |
| 46.3 | Willard Dewveall, at SD, 11/25/62 (3 rec.) |
| 44.7 | Bill Groman, vs. Den, 11/05/61 (3 rec.) |
| 42.0 | Ernest Givins, at Cle, 11/22/87 (3 rec.) |
| 41.3 | Drew Bennett, at Ind, 12/05/04 (3 rec.) |
| 40.7 | Derrick Mason, vs. Cle, 12/02/01 (3 rec.) |
| 40.0 | Butch Woolfolk, vs. Mia, 09/08/85 (3 rec.) |

INDIVIDUAL RECORDS: PUNTING

PUNTS

Career

| | |
|-----|--------------------------|
| 923 | Brett Kern, 2009-21 |
| 861 | Craig Hentrich, 1998-09 |
| 522 | Jim Norton, 1960-68 |
| 431 | Cliff Parsley, 1977-82 |
| 316 | Dan Pastorini, 1971-79 |
| 310 | Greg Montgomery, 1988-93 |

Season

| | |
|----|-------------------------------|
| 96 | Rich Camarillo, 1994 |
| 93 | Cliff Parsley, 1979 |
| 91 | Cliff Parsley, 1978 |
| 90 | Ryan Stonehouse , 2022 |
| 90 | Craig Hentrich, 1999 |

Game

| | |
|----|---|
| 11 | Rich Camarillo, vs. Pittsburgh, 11/6/94 |
| 11 | Rich Camarillo, @ Pittsburgh, 12/3/95 |
| 10 | 10 times, last by Brett Kern, at Miami, 10/8/17 |

Game, Opponent

| | |
|----|---|
| 11 | Wayne Crow, @ Oakland, 9/11/60 |
| 11 | Bob Parsons, Chicago, 11/6/77 |
| 11 | Mark Royals, Pittsburgh, 11/6/94 |
| 10 | 7 times, last by Donnie Jones, Houston, 12/2/12 |

Longest Punt

| | |
|----|--|
| 79 | Brett Kern, vs. Indianapolis, 12/28/14 |
| 79 | Jim Norton, vs. Kansas City, 11/22/64 |
| 78 | Craig Hentrich, @ Pittsburgh, 1/2/2000 |
| 77 | Greg Montgomery, @ San Diego, 9/19/93 |

Longest Punt, Opponent

| | |
|----|--------------------------------------|
| 78 | Paul Maguire, @Buffalo, 9/21/69 |
| 78 | Marv Bateman, @Buffalo, 9/19/76 |
| 74 | Chris Hanson, Jacksonville, 11/20/05 |

AVERAGE GROSS YARDS

Career (minimum 250 attempts)

| | |
|------|--------------------------|
| 45.9 | Brett Kern, 2009-21 |
| 43.6 | Greg Montgomery, 1988-93 |

| | |
|------|---------------------------|
| 42.9 | Craig Hentrich, 1998-2009 |
| 42.1 | Jim Norton, 1960-68 |

Season

| | |
|-------|-------------------------------|
| 53.1* | Ryan Stonehouse , 2022 |
| 49.7 | Brett Kern, 2017 |
| 47.6 | Brett Kern, 2012 |
| 47.4 | Brett Kern, 2015 |
| 47.2 | Craig Hentrich, 1998 |
| 47.1 | Brett Kern, 2019 |
| 47.1 | Brett Kern, 2018 |
| 46.9 | Greg Montgomery, 1992 |
| 46.8 | Brett Kern, 2014 |
| 45.8 | Brett Kern, 2020 |

* Denotes NFL Record

Game (4 punts)

| | |
|------|---|
| 61.2 | Ryan Stonehouse vs. L.A. Chargers, 9/17/23 |
| 60.5 | Brett Kern, vs. Pittsburgh, 10/25/20 |
| 59.2 | Greg Montgomery vs. Buffalo, 12/27/92 |
| 57.6 | Greg Montgomery @ San Diego, 9/19/93 |
| 57.5 | Craig Hentrich vs. Jacksonville, 11/4/01 |
| 57.3 | Ryan Stonehouse @ Philadelphia, 12/4/22 |
| 57.0 | Ryan Stonehouse , vs. N.Y. Giants, 9/11/22 |
| 56.8 | Ryan Stonehouse , @ Tampa Bay, 11/12/23 |
| 56.8 | Brett Kern vs. Seattle, 9/24/17 |
| 56.5 | Brett Kern vs. Cincinnati, 11/12/17 |

Game, Opponent (4 punts)

| | |
|------|--|
| 58.3 | Rohn Stark, @ Indianapolis, 9/13/92 |
| 55.4 | Brad Maynard, vs. N.Y. Giants, 10/1/00 |
| 55.3 | Dave Jennings, @ N.Y. Giants, 12/5/82 |
| 55.1 | Paul Maguire, @ Buffalo, 9/21/69 |
| 55.0 | Lee Johnson, vs. Cincinnati, 10/24/93 |
| 55.0 | Chris Jones, vs. Dallas, 9/14/14 |

AVERAGE NET YARDS
(SINCE 1976)

Career (minimum 250 attempts)

| | |
|------|-------------------------|
| 40.8 | Brett Kern, 2009-21 |
| 37.2 | Craig Hentrich, 1998-09 |

| | |
|------|--------------------------|
| 36.6 | Greg Montgomery, 1988-93 |
| 32.3 | Cliff Parsley, 1977-82 |

Season (minimum 40 attempts per 16 games)

| | |
|------|-------------------------------|
| 44.6 | Brett Kern, 2017 |
| 44.0 | Ryan Stonehouse , 2022 |
| 43.1 | Brett Kern, 2019 |
| 41.7 | Brett Kern, 2018 |
| 40.8 | Brett Kern, 2014 |
| 40.4 | Brett Kern, 2021 |
| 40.4 | Brett Kern, 2012 |
| 40.3 | Brett Kern, 2015 |
| 39.7 | Brett Kern, 2013 |
| 39.4 | Brett Kern, 2011 |
| 39.2 | Craig Hentrich, 1998 |
| 39.1 | Greg Montgomery, 1993 |

Game (minimum 4 punts)

| | |
|------|---|
| 50.2 | Brett Kern @ Miami, 10/8/17 |
| 49.8 | Brett Kern vs. Kansas City, 11/10/19 |
| 49.8 | Greg Montgomery vs. San Diego, 9/19/93 |
| 49.4 | Greg Montgomery vs. Buffalo, 12/27/92 |
| 49.2 | Brett Kern vs. Buffalo, 10/6/19 |
| 49.0 | Brett Kern @ Jacksonville, 11/25/12 |
| 48.8 | Brett Kern @ Baltimore, 11/9/14 |
| 48.7 | Brett Kern vs. Houston, 10/26/14 |
| 48.6 | Brett Kern @ San Diego, 9/16/12 |
| 48.5 | Craig Hentrich vs. Jacksonville, 11/4/01 |
| 48.5 | Ryan Stonehouse @ Jacksonville, 11/19/23 |

Game, Opponent (minimum 4 punts)

| | |
|------|--|
| 59.5 | Rohn Stark, @ Indianapolis, 9/13/92 |
| 50.5 | Logan Cooke, @ Jacksonville, 1/7/23 |
| 50.0 | Pat McAfee, vs. Indianapolis, 9/27/15 |
| 49.8 | Pat McAfee, @ Indianapolis, 12/9/12 |
| 49.5 | Shane Lechler, vs. Oakland, 9/12/10 |
| 49.4 | Matt Haack, @ Miami, 10/8/17 |
| 49.3 | Josh Miller, vs. Pittsburgh, 11/21/99 |
| 49.0 | Kevin Huber, @ Cincinnati, 9/21/14 |
| 48.3 | Pressley Harvin III, @ Pittsburgh, 11/2/23 |
| 48.0 | Ben Graham, vs. Arizona, 11/29/09 |
| 48.0 | Brian Hansen, vs. N.Y. Jets, 12/24/94 |

INDIVIDUAL RECORDS: PUNT RETURNS

Most Seasons Leading Team

| | |
|---|--------------------------------|
| 5 | Carl Roaches, 1980-84 |
| 5 | Derrick Mason, 1998-2001, 2004 |
| 4 | Billy Johnson, 1974-80 |
| 4 | Bobby Jancik, 1962-67 |

Most Consecutive Seasons Leading Team

| | |
|---|------------------------|
| 5 | Carl Roaches, 1980-84 |
| 4 | Billy Johnson, 1974-80 |
| 4 | Bobby Jancik, 1962-67 |

| | |
|---|--------------------------|
| 4 | Derrick Mason, 1998-2001 |
|---|--------------------------|

PUNT RETURNS

Career

| | |
|-----|-------------------------------|
| 182 | Derrick Mason, 1997-2004 |
| 155 | Billy Johnson, 1974-80 |
| 151 | Carl Roaches, 1980-84 |
| 104 | Willie Drewrey, 1985-88, 1993 |

| | |
|-----|-----------------------------|
| 102 | Marc Mariani, 2010-11, 2016 |
|-----|-----------------------------|

Season

| | |
|----|----------------------|
| 51 | Derrick Mason, 2000 |
| 47 | Carl Roaches, 1980 |
| 46 | Marc Mariani, 2011 |
| 41 | Willie Drewrey, 1993 |
| 40 | Billy Johnson, 1975 |
| 39 | Carl Roaches, 1981 |
| 38 | Billy Johnson, 1976 |

INDIVIDUAL RECORDS: PUNT RETURNS

| | |
|-------------|--|
| Game | |
| 8 | Pacman Jones, @ Miami, 12/24/05 |
| 7 | Billy Johnson, vs. Tampa Bay, 9/12/76 |
| 7 | Willie Drewrey, vs. Indianapolis, 11/23/86 |

| | |
|-----------------------|--|
| Game, Opponent | |
| 7 | Mike Fuller, San Diego, 12/17/78 |
| 7 | Ron Fellows, Dallas, 12/13/82 |
| 7 | Eric Metcalf, Cleveland, 11/8/92 |
| 6 | 6 times, last by Travis Benjamin, @ Cleveland, 9/20/15 |

YARDS GAINED

| | |
|---------------|-------------------------------|
| Career | |
| 2,040 | Billy Johnson, 1974-80 |
| 1,590 | Derrick Mason, 1997-2004 |
| 1,095 | Carl Roaches, 1980-84 |
| 1,054 | Marc Mariani, 2010-11, 2016 |
| 771 | Willie Drewrey, 1985-88, 1993 |

| | |
|---------------|---------------------|
| Season | |
| 662 | Derrick Mason, 2000 |
| 612 | Billy Johnson, 1975 |
| 539 | Billy Johnson, 1977 |

| | |
|-------------|--|
| Game | |
| 160 | Darius Reynaud, vs. Jacksonville, 12/30/12 |
| 127 | Billy Johnson, vs. Cincinnati, 10/5/75 |
| 117 | Derrick Mason, vs. Cleveland, 11/19/2000 |
| 113 | Billy Johnson, @ San Francisco, 12/7/75 |
| 110 | Billy Johnson, vs. Cleveland, 10/16/77 |
| 104 | Billy Johnson, @ Cleveland, 9/22/74 |

| | |
|-----|---|
| 104 | Carl Roaches, @ Cincinnati, 9/28/80 |
| 103 | Billy Johnson, vs. N.Y. Jets, 9/18/77 |
| 103 | Marc Mariani, @ Carolina, 11/13/11 |
| 101 | Pacman Jones, vs. New England, 12/31/06 |

| | |
|-----------------------|--|
| Game, Opponent | |
| 161 | Pete Athas, New Orleans, 10/3/76 |
| 154 | Travis Benjamin, @ Cleveland, 9/20/15 |
| 133 | Bruce Taylor, San Francisco, 11/15/70 |
| 126 | Billy Johnson, Boston, 11/5/67 |
| 105 | Britain Covey, @ Philadelphia, 12/4/22 |
| 105 | Dennis Northcutt, Cleveland, 9/22/02 |
| 102 | R.W. McQuarters, Chicago, 11/14/04 |
| 100 | Jon Stagers, Green Bay, 11/19/72 |

| | |
|--------------------------------------|--|
| Longest Punt Return (All TDs) | |
| 90 | Pacman Jones, @ Philadelphia, 11/19/06 |
| 87 | Billy Johnson, vs. Cleveland, 10/16/77 |
| 87 | Marc Mariani, vs. Washington, 11/21/10 |
| 83 | Billy Johnson, vs. Miami, 11/16/75 |

| | |
|---|--------------------------------------|
| Longest Return, Opponent (All TDs) | |
| 93 | Bill Baird, N.Y. Jets, 11/10/63 |
| 85 | Jon Stagers, Green Bay, 11/19/72 |
| 83 | Phillip Buchanan, @ Oakland, 9/29/02 |
| 82 | Keith Moody, Buffalo, 10/15/78 |
| 82 | Corey Sawyer, Cincinnati, 9/25/94 |

YARDAGE AVERAGE

| | |
|---------------|------------------------|
| Career | |
| 13.2 | Billy Johnson, 1974-80 |

| | |
|---------------|---------------------|
| Season | |
| 15.4 | Billy Johnson, 1977 |

TOUCHDOWNS

| | |
|---------------|------------------------|
| Career | |
| 5 | Billy Johnson, 1974-80 |
| 4 | Pacman Jones, 2005-06 |

| | |
|---------------|---------------------|
| Season | |
| 3 | Billy Johnson, 1975 |
| 3 | Pacman Jones, 2006 |

| | |
|-------------|--|
| Game | |
| 2 | Darius Reynaud, vs. Jacksonville (69 and 81 yards), 12/30/12 |
| 1 | 19 times, last by Tommie Campbell (65 yds), vs. Detroit, 9/23/12 |

| | |
|-----------------------|---|
| Game, Opponent | |
| 1 | 15 times, last by Jakeem Grant (74 yds), @ Miami, 10/9/16 |

INDIVIDUAL RECORDS: KICKOFF RETURNS

KICKOFF RETURNS

| | |
|----------------------------------|------------------------|
| Most Seasons Leading Team | |
| 4 | Billy Jancik, 1962-67 |
| 4 | Billy Johnson, 1974-80 |
| 4 | Carl Roaches, 1980-84 |

| | |
|--|------------------------|
| Most Consecutive Seasons Leading Team | |
| 4 | Billy Johnson, 1974-77 |

| | |
|---------------|-----------------------------|
| Career | |
| 158 | Bobby Jancik, 1962-67 |
| 156 | Derrick Mason, 1997-2004 |
| 150 | Carl Roaches, 1980-84 |
| 121 | Billy Johnson, 1974-80 |
| 118 | Marc Mariani, 2010-11, 2016 |
| 111 | Mel Gray, 1995-97 |

| | |
|---------------|----------------------|
| Season | |
| 60 | Marc Mariani, 2010 |
| 53 | Darius Reynaud, 2012 |

| | |
|----|---------------------|
| 53 | Mel Gray, 1995 |
| 50 | Mel Gray, 1996 |
| 50 | Bobby Wade, 2006 |
| 45 | Bobby Jancik, 1963 |
| 43 | Pacman Jones, 2005 |
| 42 | Mike Archie, 1998 |
| 42 | Derrick Mason, 2000 |

| | |
|-------------|--------------------------------------|
| Game | |
| 8 | Bobby Jancik, vs. Boston, 12/8/63 |
| 8 | Bobby Jancik, @ Oakland, 12/22/63 |
| 8 | Jason McAddley, vs. Denver, 12/25/04 |

| | |
|-----------------------|--|
| Game, Opponent | |
| 8 | Brian Baschnagel, Chicago, 11/6/77 |
| 8 | Antonio Chatman, @ Green Bay, 12/12/04 |
| 7 | Bo Roberson, @ Oakland, 12/22/63 |
| 7 | Glyn Milburn, Denver, 11/26/95 |
| 7 | David Dunn, @ Cincinnati, 9/24/95 |
| 7 | Aveion Cason, @ Detroit, 11/27/08 |

| | |
|---|--|
| 7 | Deji Karim, @ Jacksonville, 10/18/10 |
| 7 | Michael Walker, vs. Jacksonville, 11/24/19 |

YARDS GAINED

| | |
|---------------|-----------------------------|
| Career | |
| 4,185 | Bobby Jancik, 1962-67 |
| 3,496 | Derrick Mason, 1997-2004 |
| 3,276 | Carl Roaches, 1980-84 |
| 2,902 | Billy Johnson, 1974-80 |
| 2,838 | Marc Mariani, 2010-11, 2016 |
| 2,592 | Mel Gray, 1995-97 |

| | |
|---------------|----------------------|
| Season | |
| 1,530 | Marc Mariani, 2010 |
| 1,317 | Bobby Jancik, 1963 |
| 1,240 | Darius Reynaud, 2012 |
| 1,224 | Mel Gray, 1996 |
| 1,194 | Bobby Wade, 2006 |

INDIVIDUAL RECORDS: KICKOFF RETURNS

1,183 Mel Gray, 1995
 1,132 Derrick Mason, 2000
 1,127 Pacman Jones, 2005

Game

240 Bobby Jancik, @ Oakland, 12/22/63
 221 Bobby Jancik, vs. Boston, 12/8/63
 209 Leon Washington, @ Denver, 12/8/13

Game, Opponent

185 Brian Baschnagel, Chicago, 11/6/77
 178 Glyn Milburn, Denver, 11/26/95
 168 Deji Karim, @ Jacksonville, 10/18/10
 167 LaRod Stephens-Howling, Arizona, 11/29/09

Longest Kickoff Return (All TDs)

105 Darius Reynaud, vs. Detroit, 9/23/12
 104 Ken Hall, @ N.Y. Titans, 10/23/60
 103 Bob Gresham, @ Cincinnati, 9/23/73
 101 Derrick Mason, @ Cincinnati, 11/18/01
 100 Marc Mariani (16 yards) & Tommie Campbell (84 yards), vs. Tampa Bay, 11/27/11
 98 Marc Mariani, vs. Denver, 10/3/10
 97 Carl Roaches, vs. Pittsburgh, 9/18/83
 96 Carl Roaches, vs. Cincinnati, 10/4/81

Longest Kickoff Return, Opponent (All TDs)

107 Josh Huff, @ Philadelphia, 11/23/14
 102 Jakeem Grant, @ Miami, 9/9/18
 101 Eric Metcalf, Cleveland, 12/9/90
 100 Art Baker, @ Buffalo, 9/9/62
 100 Goldie Sellers, @ Denver, 10/2/66
 99 Tremain Mack, @ Cincinnati, 11/14/99
 99 LaRod Stephens-Howling, Arizona, 11/29/09
 98 Alvis Whitted, Jacksonville, 12/26/99
 97 Marc Logan, Miami, 10/1/89

Season

1 18 times, last by A.J. Brown, 2020

Game

1 18 times, last by A.J. Brown, @ Indianapolis, 11/29/20

Game, Opponent

1 13 times, last by Jakeem Grant, @ Miami, 9/9/18

AVERAGE YARDAGE

Career (75 returns)

26.5 Bobby Jancik, 1962-67
 24.1 Marc Mariani, 2010-11, 2016
 24.0 Billy Johnson, 1974-80
 23.4 Mel Gray, 1995-97
 22.4 Derrick Mason, 1997-2004
 21.8 Carl Roaches, 1980-84

Season

31.7 Darius Jennings, 2018
 31.3 Ken Hall, 1960
 30.3 Bobby Jancik, 1962

TOUCHDOWNS

Career

2 Billy Johnson, 1974-80
 2 Carl Roaches, 1980-84

INDIVIDUAL RECORDS: COMBINED YARDS

Combined Yards = Rushing + Receiving + Interception Returns + Kickoff Returns + Punt Returns + Fumble Returns

Career

12,153 Eddie George, 1996-03 (10,009 rushing, 2,144 receiving)
 11,202 Derrick Mason, 1997-2004 (6,114 rec., 3,496 KO returns, 1,590 PR, 2 rushing)
 10,485 **Derrick Henry**, 2016-23 (9,074 rushing, 1,411 receiving)
 9,985 Chris Johnson, 2008-2013 (7,966 rushing, 2,003 receiving, 17 KO returns)
 9,292 Earl Campbell, 1978-84 (8,574 rushing, 718 receiving)

8,704 Ernest Givins, 1986-94 (7,935 receiving, 397 PR, 345 rushing, 27 KO returns)
 7,500 Drew Hill, 1985-91 (1 rushing, 7,477 receiving, 22 KO returns)
 7,421 Ken Burrough, 1971-81 (6,907 receiving, 455 KO returns, 59 rushing)

Season

2,690 Derrick Mason, 2000 (1 rushing, 895 receiving, 1,132 kickoff returns, 662 punt returns)
 2,509 Chris Johnson, 2009 (2,006 rushing, 503 receiving)
 2,141 **Derrick Henry**, 2020 (2,027 rushing, 114 receiving)

2,043 Billy Cannon, 1961, (948 rushing, 586 receiving, 70 punt returns, 439 kickoff returns)
 2,004 Derrick Mason, 2001, (1,128 receiving, 748 kick returns, 128 punt returns)
 1,981 Earl Campbell, 1980, (1,934 rushing, 47 rec.)
 1,962 Eddie George, 2000 (1,509 rushing, 453 rec.)

Game

373 Billy Cannon, @ N.Y. Titans, 12/10/61

INDIVIDUAL RECORDS: YARDS FROM SCRIMMAGE

Scrimmage Yards = Rushing + Receiving

Career

| | |
|--------|---|
| 12,153 | Eddie George, 1996-2003 (10,009 rushing, 2,144 receiving) |
| 10,485 | Derrick Henry , 2016-23 (9,074 rushing, 1,411 receiving) |
| 9,968 | Chris Johnson, 2008-2013 (7,966 rushing, 2,003 receiving) |
| 9,292 | Earl Campbell, 1978-1984 (8,574 rushing, 718 receiving) |
| 8,280 | Ernest Givins, 1986-1994 (345 rushing, 7,935 receiving) |
| 7,478 | Drew Hill, 1985-1991 (1 rushing, 7,477 receiving) |

Season

| | |
|--------|--|
| *2,509 | Chris Johnson, 2009 (2,006 rushing, 503 receiving) |
| 2,141 | Derrick Henry , 2020 (2,027 rushing, 114 receiving) |
| 1,981 | Earl Campbell, 1980 (1,934 rushing, 47 receiving) |
| 1,962 | Eddie George, 2000 (1,509 rushing, 453 receiving) |
| 1,936 | Derrick Henry , 2022 (1,538 rushing, 398 receiving) |

* Denotes NFL Record

Game

| | |
|-----|--|
| 330 | Billy Cannon, @ N.Y. Titans, 12/10/61 |
| 284 | Chris Johnson, vs. Houston, 9/20/09 |
| 272 | Charlie Hennigan, @ Boston, 10/13/61 |
| 264 | Derrick Henry , at Houston, 1/3/21 |
| 250 | Derrick Henry , vs. Houston, 10/18/20 |
| 249 | Eddie George, vs. Oakland, 12/9/99 |
| 245 | Haywood Jeffires, @ Kansas City, 12/16/90 |
| 239 | Chris Johnson, vs. Jacksonville, 11/1/09 |
| 238 | Derrick Henry , vs. Jacksonville, 12/6/18 |
| 237 | Derrick Henry , at Seattle, 9/19/21 |

INDIVIDUAL RECORDS: INTERCEPTIONS

Most Seasons Leading Team

| | |
|---|--------------------------------|
| 5 | Darryll Lewis, 1991-98 |
| 5 | Kevin Byard, 2017-19, 2021-22 |
| 4 | Michael Griffin, 2008, 2010-12 |
| 4 | Samari Rolle, 1998-04 |
| 3 | Jason McCourty, 2011-12, 2014 |
| 3 | Jim Norton, 1960-68 |

Most Consecutive Seasons Leading Team

| | |
|---|------------------------|
| 5 | Darryll Lewis, 1994-98 |
|---|------------------------|

Career

| | |
|----|---------------------------|
| 45 | Jim Norton, 1960-68 |
| 31 | Cris Dishman, 1988-96 |
| 30 | Freddy Glick, 1961-66 |
| 27 | Kevin Byard, 2016-23 |
| 27 | Tony Banfield, 1960-65 |
| 27 | W.K. Hicks, 1964-69 |
| 27 | Darryll Lewis, 1991-98 |
| 26 | Mike Reinfeldt, 1976-83 |
| 25 | Ken Houston, 1967-72 |
| 25 | Michael Griffin, 2007-15 |
| 24 | Zeke Moore, 1967-77 |
| 23 | Willie Alexander, 1971-79 |
| 23 | Samari Rolle, 1998-2004 |

Season

| | |
|----|----------------------|
| 12 | Freddy Glick, 1963 |
| 12 | Mike Reinfeldt, 1979 |
| 10 | Miller Farr, 1967 |

Game

| | |
|---|--|
| 3 | Nine players, last by Kevin Byard, @ Cleveland, 10/22/17 |
|---|--|

Game, Opponent

| | |
|---|---|
| 4 | Bobby Hunt, @ Kansas City, 10/4/64 |
| 3 | Eight times, last by Glover Quin, @ Houston, 11/28/10 |

Consecutive Games Intercepted By

| | |
|---|--------------------------|
| 5 | Pete Jaquess, 1964 |
| 4 | Freddy Glick, 1963 |
| 4 | Jim Norton, 1967 |
| 4 | Miller Farr, 1967 |
| 4 | Cris Dishman, 1991, 1993 |
| 4 | Bo Orlando, 1991 |
| 4 | Michael Griffin, 2010 |

YARDS GAINED

Career

| | |
|-----|------------------------|
| 650 | Ken Houston, 1967-72 |
| 592 | Jim Norton, 1960-68 |
| 540 | Darryll Lewis, 1991-98 |
| 457 | W.K. Hicks, 1964-69 |

Season

| | |
|-----|----------------------|
| 264 | Miller Farr, 1967 |
| 220 | Ken Houston, 1971 |
| 205 | Mike Reinfeldt, 1979 |

Game

| | |
|-----|---|
| 128 | Miller Farr, @ N.Y. Jets, 10/15/67 |
| 115 | Michael Griffin, vs. Pittsburgh, 12/21/08 |
| 109 | Zach Brown, vs. Jacksonville, 12/30/12 |

Game, Opponent

| | |
|-----|--------------------------------------|
| 177 | Charlie McNeil, @ San Diego, 9/24/61 |
| 108 | Bobby Hunt, @ Kansas City, 10/4/64 |
| 100 | Rod Woodson, @ Oakland, 9/29/02 |

Longest Interception Return (All TDs)

| | |
|----|---|
| 99 | Cortland Finnegan, vs. Houston, 9/21/08 |
| 98 | Pete Jaquess, @ Oakland, 9/19/64 |
| 98 | Darryll Lewis, @ Chicago, 10/22/95 |
| 97 | Jordan Babineaux, @ Cleveland, 10/2/11 |
| 95 | Willie Alexander, @ Green Bay, 9/25/77 |

Longest Interception Return, Opponent

| | |
|----|--|
| 98 | Bob Suci, @ Boston, 11/1/63 (TD) |
| 95 | Marlon McCree, @ Houston, 12/21/03 (TD) |
| 91 | Booker Edgerson, @ Buffalo, 11/1/64 (TD) |
| 86 | Glen Edwards, Pittsburgh, 9/30/73 (TD) |
| 86 | Whitney Mercilus, Houston, 12/15/19 |

| | |
|----|---|
| 85 | Adam Archuleta, @ St. Louis, 9/25/05 (TD) |
| 82 | Rod Woodson, @ Oakland, 9/29/02 (TD) |
| 82 | Kamu Grugier-Hill, Houston, 11/21/21 |

TOUCHDOWNS

Career

| | |
|---|------------------------|
| 9 | Ken Houston, 1967-72 |
| 5 | Miller Farr, 1967-69 |
| 5 | Darryll Lewis, 1991-98 |

Season

| | |
|---|-------------------|
| 4 | Ken Houston, 1971 |
|---|-------------------|

Game

| | |
|---|--|
| 2 | Zach Brown, vs. Jacksonville, 12/30/12 |
| 2 | Miller Farr, vs. Buffalo, 12/7/68 |
| 2 | Ken Houston, vs. San Diego, 12/19/71 |

Game, Opponent

| | |
|---|--|
| 2 | Lemar Parrish, Cincinnati, 12/17/72 |
| 1 | many times, last by Matt Milano, at Buffalo, 9/19/22 |

INDIVIDUAL RECORDS: SACKS

Career

| | |
|-------|------------------------|
| 105.0 | Elvin Bethea, 1968-83 |
| 74.5 | Ray Childress, 1985-95 |
| 66.0 | Jesse Baker, 1979-87 |

Season

| | |
|------|----------------------|
| 17.0 | Elvin Bethea, 1973 |
| 15.5 | Jesse Baker, 1979 |
| 15.0 | William Fuller, 1991 |
| 14.5 | Jevon Kearse, 1999 |

Game

| | |
|-----|--|
| 4.0 | Ed Hussmann, vs. Dallas, 11/4/62 |
| 4.0 | Ed Hussmann, vs. N.Y. Jets, 11/14/62 |
| 4.0 | Elvin Bethea, @ San Diego, 10/17/76 |
| 4.0 | Jesse Baker, vs. Kansas City, 9/16/79 |
| 4.0 | William Fuller, vs. Pittsburgh, 11/28/93 |

| | |
|-----|--|
| 3.5 | Jason Jones, vs. Pittsburgh, 12/21/08 |
| 3.0 | 35 times, last by Jeffery Simmons , at L.A. Rams, 11/7/21 |

| | |
|----|-------------------------|
| 13 | Ray Childress, 1985-95 |
| 12 | Sean Jones, 1988-93 |
| 10 | Jevon Kearse, 1999-2003 |

Consecutive Games, One or More Sacks

| | |
|---|---------------------------------|
| 8 | Curley Culp, 1974-75 |
| 8 | Jevon Kearse, 1999 |
| 7 | Sean Jones, 1990 |
| 6 | Jesse Baker, 1979 |
| 6 | Jesse Baker, 1981-82 |
| 6 | Jevon Kearse, 2003 |
| 5 | Harold Landry III , 2021 |
| 5 | Harold Landry III , 2019 |
| 5 | Brian Orakpo, 2016 |
| 5 | Sean Jones, 1992 |
| 5 | William Fuller, 1991 |

Most Games with Two or More Sacks, Career

| | |
|----|-----------------------|
| 26 | Elvin Bethea, 1968-83 |
| 13 | Jesse Baker, 1979-87 |

INDIVIDUAL RECORDS: FUMBLE RETURNS

Opponents' Fumble Returned for TD's, Career

| | |
|---|-----------------------------|
| 4 | Keith Bulluck, 2000-09 |
| 3 | Doug Cline, 1960-66 |
| 3 | Marcus Robertson, 1991-2000 |
| 2 | Johnny Peacock, 1969-70 |
| 2 | Robert Lyles, 1984-90 |
| 2 | Ray Childress, 1985-95 |
| 2 | Cris Dishman, 1988-96 |
| 2 | Antwan Odom, 2004-07 |
| 2 | Jason McCourty, 2009-16 |
| 2 | Wesley Woodyard, 2014-19 |

Opponents' Fumble Returned for TD's, Season

| | |
|---|------------------------|
| 2 | Doug Cline, 1961 |
| 2 | Marcus Robertson, 1997 |

| | |
|---|-------------------|
| 2 | Antwan Odom, 2005 |
|---|-------------------|

Opponents' Fumble Returned for TD's, Game

| | |
|---|---|
| 1 | 60 times, last by Kevin Byard at Jacksonville, 10/10/21 |
|---|---|

Longest Fumble Return (All TDs)

| | |
|----|---|
| 96 | C.L. Whittington, @ New Orleans, 10/3/76 |
| 93 | Robert Lyles, @ Cincinnati, 10/19/86 |
| 92 | Cortland Finnegan, vs. Jacksonville, 12/17/06 |

INDIVIDUAL RECORDS: BLOCKED KICKS

Blocked Punts Returned for Touchdowns, Career

| | |
|---|-----------------------|
| 2 | Cris Dishman, 1988-96 |
|---|-----------------------|

Blocked Punts Returned for Touchdowns, Game

| | |
|---|--|
| 1 | 13 times, last by Jason McCourty, vs. Indianapolis, 10/30/11 |
|---|--|

Blocked Field Goals Returned for Touchdowns, Game

| | |
|---|---|
| 1 | Mark Johnston, 62 yards (11/26/61 vs. Denver) |
|---|---|

| | |
|---|--|
| 1 | Tony Banfield, 50 yards (12/9/62 vs. Oak.) |
| 1 | Ken Houston, 71 yards (10/15/67 @ N.Y. Jets) |
| 1 | Donald Mitchell, 69 yards (10/21/01 @ Detroit) |
| 1 | Tye Smith, 63 yards (12/1/19 @ Indianapolis) |

Blocked Field Goal, Last Time

| | |
|---|---|
| 1 | Denico Autry , vs. Miami, 1/2/22 |
|---|---|

Blocked Punt, Last time

| | |
|---|-----------------------------------|
| 1 | Tim Shaw vs. Pittsburgh, 10/11/12 |
|---|-----------------------------------|

TEAM RECORDS: GAMES WON & LOST

GAMES WON

Most Consecutive Games Won

13 (Dec. 16, 2007-Nov. 16, 2008)
11 (Oct. 17, 1993-Jan. 2, 1994)

Most Consecutive Games Without Defeat

13 (Dec. 16, 2007-Nov. 16, 2008)
11 (Oct. 13, 1961-Sept. 9, 1962)
11 (Oct. 17, 1993-Jan. 2, 1994)

Most Games Won, Season

13 (1999, 2000, 2008)
12 (1993, 2003, 2021)
11 (1962, 1979, 1980, 1991, 2002, 2020)

Most Consecutive Games Won, Season

11 (Oct. 17, 1993-Jan. 2, 1994)

Most Consecutive Games Won, Start of Season

10 (Sept. 7-Nov. 16, 2008)
5 (Sept. 14-Oct. 18, 2020)
3 (Sept. 12-Sept. 26, 1999)
3 (Sept. 1-Sept. 16, 1991)

Most Consecutive Games Won, End of Season

11 (Oct. 17, 1993-Jan. 2, 1994)

Most Consecutive Games Without Defeat, Season

11 (Oct. 17, 1993-Jan. 2, 1994)

Most Consecutive Games w/out Defeat, Start of Season

10 (Sept. 7-Nov. 16, 2008)
5 (Sept. 14-Oct. 18, 2020)
3 (Sept. 12-Sept. 26, 1999)
3 (Sept. 1-Sept. 16, 1991)

Most Consecutive Games w/out Defeat, End of Season

11 (Oct. 17, 1993-Jan. 2, 1994)

Most Home Games Won, Season

8 (1999)
7 (1988, 1991, 1993, 2000, 2003, 2008, 2021)

Most Consecutive Home Games Won

12 (Sept. 12, 1999-Nov. 5, 2000)
10 (Oct. 6, 2002-Nov. 16, 2003)
9 (Dec. 6, 1987-Nov. 20, 1988)
9 (Nov. 26, 1990-Nov. 17, 1991)

Most Consecutive Home Games Without Defeat

12 (Sept. 12, 1999-Nov. 5, 2000)
10 (Oct. 6, 2002-Nov. 16, 2003)

9 (Dec. 6, 1987-Nov. 20, 1988)
9 (Nov. 26, 1990-Nov. 17, 1991)

Most Road Games Won, Season

6 (1996, 2000, 2008, 2020)

Most Consecutive Road Games Won

8 (Dec. 16, 2007-Nov. 27, 2008)
5 (Dec. 1, 2019-Sept. 27, 2020)
5 (Nov. 19, 2006-Sept. 24, 2007)
5 (Oct. 17-Dec. 25, 1993)
5 (Oct. 29, 1961-Sept. 9, 1962)

Most Consecutive Road Games Without Defeat

8 (Dec. 16, 2007-Nov. 27, 2008)
6 (Oct. 13, 1961-Sept. 9, 1962)

Most Shutout Games Won or Tied, Season

2 (1966, 1977, 1993)

Overtime Wins, Regular Season

30-27 (@ Cincinnati, 9/23/79)
27-24 (vs. N.Y. Jets, 10/28/79)
23-20 (vs. Pittsburgh, 12/2/84)
17-14 (@ Indianapolis, 9/4/88)
26-23 (vs. Dallas, 11/10/91)
23-20 (vs. Kansas City, 9/20/92)
30-27 (@ Cincinnati, 10/6/96)
24-21 (vs. Oakland, 8/31/97)
17-14 (vs. Kansas City, 9/10/00)
31-28 (vs. Tampa Bay, 10/14/01)
32-29 (@ N.Y. Giants, 12/1/02)
26-20 (@ Houston, 12/10/06)
19-16 (vs. Green Bay, 11/2/08)
27-24 (vs. Miami, 12/20/09)
44-41 (vs. Detroit, 9/23/12)
34-28 (@ New Orleans, 11/8/15)
12-9 (@ Cleveland, 10/22/17)
26-23 (vs. Philadelphia, 9/30/18)
42-36 (vs. Houston, 10/18/20)
30-24 (@ Baltimore, 11/22/20)
33-30 (@ Seattle, 9/19/21)
34-31 (@ Indianapolis, 10/31/21)
27-24 (vs. L.A. Chargers, 9/17/23)

GAMES LOST

Most Consecutive Games Lost

18 (Oct. 9, 1972-Oct. 28, 1973)

Most Consecutive Games Without a Victory

18 (Oct. 9, 1972-Oct. 28, 1973)

Most Games Lost, Season

14 (1983, 1994, 2014)

Most Consecutive Games Lost, Season

11 (Oct. 9-Dec. 17, 1972)

Most Consecutive Games Lost, Start of Season

10 (Sept. 4-Nov. 6, 1983)

Most Consecutive Games Lost, End of Season

11 (Oct. 9-Dec. 17, 1972)

Most Consecutive Games Without Victory, Season

11 (Oct. 9-Dec. 17, 1972)

Most Consecutive Games Without Victory, Start of Season

10 (Sept. 4-Nov. 6, 1983)

Most Consecutive Games Without Victory, End of Season

11 (Oct. 9-Dec. 17, 1972)

Most Consecutive Home Games Lost

13 (Oct. 9, 1972-Dec. 16, 1973)

Most Consecutive Home Games Without Victory

13 (Oct. 9, 1972-Dec. 16, 1973)

Most Consecutive Road Games Lost

23 (Sept. 27, 1981-Nov. 4, 1984)

Most Consecutive Road Games Without Victory

23 (Sept. 27, 1981-Nov. 4, 1984)

Most Shutout Games Lost or Tied, Season

2 (1972, 1985)

TIE GAMES

Ties

31-31 (@ Boston, 10/13/61)
28-28 (@ N.Y. Jets, 10/15/67)
31-31 (vs. Cincinnati, 11/9/69)
20-20 (@ Denver, 11/16/69)
31-31 (@ San Diego, 10/25/70)
13-13 (vs. New Orleans, 10/3/71)

Most Tie Games, Season

2 (1969)

TEAM RECORDS: SCORING

Most Points, Season

| | |
|-----|--------|
| 513 | (1961) |
| 491 | (2020) |
| 435 | (2003) |
| 424 | (1988) |

Fewest Points, Season

| | |
|-----|--------------------|
| 136 | (1982, nine games) |
| 199 | (1967) |

Most Points, Game

| | |
|----|-----------------------------|
| 58 | (vs. Cleveland, 12/9/90) |
| 56 | (vs. N.Y. Titans, 10/14/62) |
| 55 | (vs. Oakland, 9/9/61) |
| 55 | (at Denver, 11/5/61) |
| 49 | (vs. San Diego, 12/19/71) |
| 49 | (at Oakland, 12/22/63) |
| 49 | (vs. N.Y. Titans, 11/19/61) |
| 48 | (vs. Cincinnati, 10/14/90) |
| 48 | (at N.Y. Titans, 12/10/61) |
| 48 | (at Green Bay, 10/11/04) |

Most Points, Both Teams, Game

| | |
|-----|--|
| 101 | (Oakland 52, Oilers 49, @ Oakland, 12/22/63) |
| 88 | (Buffalo 47, Oilers 41, @ Houston, 9/24/89) |

Fewest Points, Game

| | |
|---|--------------------------------------|
| 0 | (21 times, last at Denver, 10/13/19) |
|---|--------------------------------------|

Fewest Points, Both Teams, Game

| | |
|---|--|
| 6 | (Oilers 6, Pittsburgh 0, @ Houston, 12/4/80) |
|---|--|

Most Points, Shutout Victory, Game

| | |
|----|------------------------------|
| 55 | (Oilers vs. Oakland, 9/9/61) |
|----|------------------------------|

Fewest Points, Shutout Victory, Game

| | |
|---|----------------------------------|
| 6 | (Oilers vs. Pittsburgh, 12/4/80) |
|---|----------------------------------|

Largest Margin of Victory, Game

| | |
|----|---|
| 55 | (Oilers 55, Oakland 0, @ Houston, 9/9/61) |
|----|---|

Largest Margin of Defeat, Game

| | |
|----|--|
| 59 | (Titans 0 at New England 59, 10/18/09) |
| 54 | (Oilers 7 at Cincinnati 61, 12/17/89) |

Smallest Margin of Victory, Game

| | |
|---|---|
| 1 | (14 times, last Titans 31, Vikings 30, @ Min., 9/27/20) |
|---|---|

Smallest Margin of Defeat, Game

| | |
|---|--|
| 1 | (24 times, last Titans 15 @ New Orleans 16, 9/10/23) |
|---|--|

Most Points Overcome to Win Game

| | |
|----|-----------------------------|
| 24 | (at Cincinnati, 9/23/79) |
| 23 | (at New England, 11/12/78) |
| 21 | (at Atlanta, 11/23/03) |
| 21 | (vs. N.Y. Giants, 11/26/06) |

Most Points, One Half

| | |
|----|--------------------------|
| 45 | (vs. Cleveland, 12/9/90) |
|----|--------------------------|

Most Points, First Quarter

| | |
|----|---------------------------|
| 24 | (@ Indianapolis, 12/5/04) |
| 21 | (vs. Green Bay, 11/13/16) |
| 21 | (@ Tampa Bay, 9/13/15) |
| 21 | (vs. Houston, 12/19/10) |
| 21 | (@ Detroit, 11/27/08) |
| 21 | (vs. St. Louis, 10/31/99) |

Most Points, Second Quarter

| | |
|----|----------------------------|
| 31 | (vs. Cleveland, 12/9/90) |
| 28 | (vs. Cincinnati, 11/18/79) |

Most Points, Third Quarter

| | |
|----|------------------------------|
| 28 | (vs. Jacksonville, 11/24/19) |
| 28 | (vs. San Diego, 12/19/71) |
| 28 | (vs. Kansas City, 10/24/65) |

Most Points, Fourth Quarter

| | |
|----|------------------------------|
| 27 | (vs. Philadelphia, 10/24/10) |
| 24 | (vs. Denver, 11/26/61) |
| 24 | (vs. N.Y. Giants, 11/26/06) |
| 24 | (vs. Buffalo, 11/15/09) |

Most Consecutive Games Scoring

| | |
|-----|---------------------------------|
| 160 | (Nov. 14, 1999 - Dec. 21, 2008) |
| 155 | (Dec. 3, 1989 - Oct. 31, 1999) |
| 121 | (1977-85) |

TOUCHDOWNS

Most Touchdowns, Season

| | |
|----|--------|
| 66 | (1961) |
|----|--------|

Fewest Touchdowns, Season

| | |
|----|--------|
| 18 | (1967) |
|----|--------|

Most Touchdowns, Game

| | |
|---|--|
| 8 | (Oilers vs. N.Y. Titans, 10/14/62; Oilers vs. Cle., 12/9/90) |
|---|--|

Most Touchdowns, Both Teams, Game

| | |
|----|--|
| 14 | (Oilers 7, Oakland 7, @ Oakland, 12/22/63) |
|----|--|

POINTS AFTER TOUCHDOWN

Most PATs, Season

| | |
|----|--------|
| 65 | (1961) |
|----|--------|

Most PATs, Game

| | |
|---|---|
| 8 | (Oilers vs. N.Y. Titans, 10/14/62) |
| 7 | (four times, last vs. Cleveland, 12/9/90) |

Most PATs, Both Teams, Game

| | |
|----|--|
| 14 | (Oilers 7, Oakland 7, @ Oakland, 12/22/63) |
|----|--|

TWO-POINT CONVERSIONS

Most Two-Point Conversions, Season

| | |
|---|--------|
| 4 | (2020) |
| 4 | (1994) |

Most Two-Point Conversions, Opponent, Season

| | |
|---|--------|
| 4 | (1999) |
| 4 | (1998) |

Most Two-Point Conversions, Game

| | |
|---|---|
| 2 | (vs. N.Y. Jets, 9/10/06) |
| 1 | (35 times, last vs. Jacksonville, 12/11/22) |

Most Two-Point Conversions, Opponent, Game

| | |
|---|-------------------------|
| 3 | (@ Pittsburgh, 11/1/98) |
|---|-------------------------|

Most Two-Point Conversion Attempts, Season

| | |
|---|--------|
| 7 | (2020) |
| 7 | (1994) |

Most Two-Point Conversion Attempts, Opp., Season

| | |
|---|--------|
| 8 | (2020) |
| 7 | (2022) |
| 6 | (1999) |

FIELD GOALS

Most Field Goals Attempted, Season

| | |
|----|--------|
| 42 | (2017) |
| 40 | (1969) |
| 39 | (2007) |
| 38 | (1996) |
| 37 | (1989) |

Most Field Goals Attempted, Game

| | |
|---|---|
| 8 | (at Houston, 10/21/07) |
| 6 | (five times, last @ Minnesota, 9/27/20) |

Most Field Goals Attempted, Both Teams, Game

| | |
|----|--|
| 10 | (Buffalo 7, @ Oilers 3, 12/5/65) |
| 9 | (Tennessee 6, @ New England 3, 10/5/03) |
| 9 | (Washington 6, @ Tennessee 3, 11/21/10) |
| 9 | (Detroit 4, @ Tennessee 5, 9/23/12) |
| 9 | (Tennessee 3, @ Oakland 6, 11/24/13) |
| 9 | (Tennessee 3, @ San Francisco 6, 12/17/17) |
| 9 | (Baltimore 6, @ Tennessee 3, 10/15/23) |

Most Field Goals, Season

| | |
|----|--------------------|
| 36 | (1998) |
| 35 | (2017) |
| 35 | (2007) |
| 32 | (1996) |
| 29 | (1993, 2008, 2011) |

Fewest Field Goals, Season

| | |
|---|--------|
| 8 | (2019) |
| 8 | (1968) |

Most Field Goals, Game

TEAM RECORDS: SCORING

8 (@ Houston, 10/21/07)
6 (@ Minnesota, 9/27/20)
5 (vs. Miami, 9/28/69; @Philadelphia, 12/3/00)

Most Field Goals, Both Teams, Game

9 (Baltimore 6, @ Tennessee 3, 10/15/23)

9 (Tennessee 3, @ San Francisco 6, 12/17/17)
8 (Tennessee 3, @ Buffalo 5, 12/24/06)
8 (Tennessee 8, @ Houston 0, 10/21/07)
8 (Indianapolis 3, @ Tennessee 5, 10/16/17)

7 (19 times, last Tennessee 6, @ Minnesota 1, 9/27/20)

TEAM RECORDS: FIRST DOWNS

Most First Downs, Season

381 (2020)
376 (1990)

Fewest First Downs, Season

138 (1982, nine games)
199 (1976)

Most First Downs, Game

34 (vs. Cleveland, 12/9/90)

Fewest First Downs, Game

4 (at Cleveland, 10/21/73)
5 (vs. Jacksonville, 12/17/06)

Most First Downs, Both Teams, Game

57 (Tennessee 21, Detroit 36, @ Tennessee, 9/23/12, OT)
56 (Tennessee 31, Houston 25, @ Tennessee, 10/18/20, OT)
56 (Tennessee 32, Arizona 24, @ Tennessee, 12/15/13, OT)
56 (Houston 33, Buffalo 23, @ Houston, 9/24/89, OT)
55 (Three times, last Tennessee 28, Detroit 27, @ Tennessee, 12/20/20)

Most First Downs Rushing, Season

155 (1980)

Fewest First Downs Rushing, Season

52 (1982, nine games)
62 (1971)

Most First Downs Rushing, Game

17 (three times, last @ Houston, 1/3/21)

Fewest First Downs Rushing, Game

0 (seven times, last @ Cleveland, 9/24/23)

Most First Downs Passing, Season

251 (1990)

Fewest First Downs Passing, Season

81 (1982, nine games)
86 (1967)

Most First Downs Passing, Game

28 (@ Oakland, 12/19/04)

Fewest First Downs Passing, Game

0 (twice, last @ Buffalo, 11/10/85)

Most First Downs By Penalty, Season

37 (2015)
36 (2020)
36 (2019)
36 (2017)
36 (2013)
34 (2021)
32 (2016)

Fewest First Downs By Penalty, Season

5 (1982, nine games)
10 (1967)

Most First Downs By Penalty, Game

7 (vs. Indianapolis, 11/12/20)
7 (@ Atlanta, 9/9/90)

TEAM RECORDS: NET YARDS GAINED

Most Yards Gained, Season

6,343 (2020)
6,288 (1961)
6,222 (1990)

Fewest Yards Gained, Season

2,373 (1982, nine games)
3,191 (1972)

Most Yards Gained, Game

607 (vs. Houston, 10/18/20, overtime)
583 (vs. Dallas, 11/10/91, overtime)

Fewest Yards Gained, Game

81 (vs. Dallas, 11/24/74)
83 (at Pittsburgh, 12/9/73)
89 (vs. Oakland, 10/9/72)
94 (at Cleveland, 9/24/23)

TEAM RECORDS: RUSHING

Most Rushing Attempts, Season

616 (1979)
605 (1978)

Fewest Rushing Attempts, Season

225 (1982, nine games)
324 (1965)

Most Rushing Attempts, Game

56 (vs. San Diego, 9/28/75)
55 (vs. Oakland, 9/9/61)

Fewest Rushing Attempts, Game

7 (vs. N.Y. Giants, 12/8/85)
9 (vs. Cincinnati, 10/24/76)
10 (@ San Diego, 9/16/12)

Most Yards Gained Rushing, Season

2,690 (2020)
2,635 (1980)
2,592 (2009)
2,571 (1979)

Fewest Yards Gained Rushing, Season

799 (1982, nine games)
1,106 (1971)

Most Yards Gained Rushing, Game

332 (@ Kansas City, 10/19/08)
314 (@ Houston, 10/30/22)
305 (vs. Jacksonville, 11/1/09)
296 (vs. Kansas City, 11/27/77)
292 (@ Detroit, 11/27/08)

TEAM RECORDS: RUSHING

Fewest Yards Gained Rushing, Game

19 (twice, last vs. San Diego, 12/12/65)

Highest Average Gain Rushing, Season

5.2 (2009)
 5.2 (2020)
 5.0 (2019)
 4.7 (2006)
 4.6 (three times, last in 2016)

Most Touchdowns Rushing, Season

26 (2020)
 26 (1988)

Fewest Touchdowns Rushing, Season

5 (1982, nine games)
 6 (2014)
 6 (1976)

Most Touchdowns Rushing, Game

5 (vs. L.A. Chargers, 9/18/60)

TEAM RECORDS: PASSING

Most Passes Attempted, Season

667 (1991)

Fewest Passes Attempted, Season

287 (1982, nine games)
 333 (1967)

Most Passes Attempted, Game

68 (@ Buffalo, 11/1/64 — 37 completed)
 61 (vs. Oakland, 11/7/65 — 27 completed)
 61 (@ Oakland, 12/19/04 — 40 completed)

Fewest Passes Attempted, Game

6 (vs. Cincinnati, 10/4/81)

Most Passes Attempted, Both Teams

98 (Titans 61, Oakland 37, @ Oakland, 12/19/04)
 97 (Oilers 44, Denver 53, @ Houston, 12/2/62)
 97 (Titans 42, Detroit 55, @ Tennessee, 9/23/12)

Most Passes Completed, Season

411 (1991)

Fewest Passes Completed, Season

144 (1967)

Most Passes Completed, Game

41 (vs. Dallas, 11/10/91 — overtime)

Fewest Passes Completed, Game

1 (vs. Cincinnati, 10/4/81)

Most Yards Gained Passing, Season

4,805 (1990)

Fewest Yards Gained Passing, Season

1,381 (1967)

Most Yards Gained Passing, Game

527 (@ Kansas City, 12/16/90)

Fewest Yards Gained Passing, Game

-7 (@ New England, 10/18/09)

Most Times Sacked, Season

65 (1994)
 58 (1985)

Fewest Times Sacked, Season

11 (1962)
 12 (2008)

Most Times Sacked, Game

12 (vs. Dallas, 9/29/85)

Most Times Sacked, Both Teams, Game

14 (Oilers 12, Dallas 2, @ Houston, 9/29/85)

Most Touchdowns Passing, Season

48 (1961)

Fewest Touchdowns Passing, Season

9 (2007)

Most Touchdowns Passing, Game

7 (twice, last vs. N.Y. Titans, 10/14/62)

Most Touchdowns Passing, Both Teams, Game

11 (Oilers 5, Oakland 6, @ Oakland, 12/22/63)

Most Passes Had Intercepted, Season

48 (1962)*

Fewest Passes Had Intercepted, Season

7 (2020)
 8 (2019)
 9 (2003, 2008)
 10 (1998)

Most Passes Had Intercepted, Game

6 (six times, last @ Cleveland, 11/30/86)

* Denotes League Record

TEAM RECORDS: PUNTING

Most Punts, Season

100 (1976)
 96 (1994)
 93 (1979)

Fewest Punts, Season

34 (1990)

Most Punts, Game

11 (three times, last @ Pittsburgh, 12/3/95)

Fewest Punts, Game

0 (five times, last vs. Cincinnati, 10/27/91)

Highest Average Distance, Punting, Season

53.1 (2022)
 49.7 (2017)
 47.4 (2015)
 47.2 (1998)
 47.1 (2019)
 46.8 (2014)
 46.4 (2018)
 45.3 (1993)
 45.2 (1992)

Highest Average Distance, Punting, Game

61.2 (vs. L.A. Chargers, 9/17/23)
 60.5 (vs. Pittsburgh, 10/25/20)
 59.2 (vs. Buffalo, 12/27/92)

Highest Net Average, Punting, Season

44.6 (2017)
 44.0 (2022)
 43.1 (2019)
 41.7 (2018)
 40.8 (2014)
 40.3 (2015)
 40.1 (2020)
 39.8 (2021)
 39.4 (2012)
 39.4 (2011)

TEAM RECORDS: PUNT RETURNS & KICKOFF RETURNS

PUNT RETURNS

Most Punt Returns, Season

53 (2000)
52 (1968)

Fewest Punt Returns, Season

15 (1960)

Most Punt Returns, Game

10 (vs. Tampa Bay, 9/12/76)

Most Yards, Punt Returns, Season

671 (2000)
620 (1975)

Fewest Yards, Punt Returns, Season

104 (1982, 9 games)
118 (1961)

Highest Average, Punt Returns, Season

15.3 (2012)
15.0 (1977)

Most Touchdowns, Punt Returns, Season

3 (1975, 2006 and 2012)

Most Touchdowns, Punt Returns, Game

2 (vs. Jacksonville, 12/30/12)
1 (19 times, last vs. Detroit, 9/23/12)

KICKOFF RETURNS

Most Kickoff Returns, Season

83 (1983)

Fewest Kickoff Returns, Season

23 (2018)
28 (2017)
30 (2019)
31 (1993)
32 (2011)
33 (2016)
33 (2015)

Most Kickoff Returns, Game

10 (twice, last at Cincinnati, 12/17/89)

Most Yards, Kickoff Returns, Season

1,835 (2006)
1,721 (1981)

Fewest Yards, Kickoff Returns, Season

589 (1993)

618 (2017)

629 (2016)

638 (2019)

680 (2015)

737 (2018)

767 (2020)

Highest Average, Kickoff Returns, Season

32.0 (2018)*
26.1 (2000)
26.0 (2011)
25.9 (1962)

Most Touchdowns, Kickoff Returns, Season

2 (three times, last in 1983)

Most Touchdowns, Kickoff Returns, Game

1 (18 times, last @ Indianapolis, 11/29/20)

TEAM RECORDS: FUMBLES

Most Fumbles, Season

42 (1994)
41 (1985)

Fewest Fumbles, Season

10 (2017)
14 (1982, nine games)
15 (2020)
17 (1962, 1999, 2011 and 2016)

Most Fumbles, Game

8 (@ Pittsburgh, 12/9/73)

Most Fumbles Lost, Season

25 (1994)

Fewest Fumbles Lost, Season

5 (2020)
6 (2018)
7 (1967, 2006 and 2016)
8 (2008, 2011 and 2017)

Most Fumbles Lost, Game

5 (twice, last vs. Philadelphia, 12/2/91)

Most Opponents' Fumbles Recovered, Season

28 (1977)

Most Opponents' Fumbles Recovered, Game

7 (@ Kansas City, 10/12/69)

Fewest Opponents' Fumbles Recovered, Season

4 (2014)
5 (2012)
6 (2016, 2018, 2021, 2022)
7 (2009)
8 (five times, last in 2020)

TEAM RECORDS: BLOCKED KICKS

Most Blocked Field Goals, Season

6 (1961)

Most Blocked Field Goals, Game

2 (at Indianapolis, 12/1/19)
2 (at Baltimore, 12/14/97)
2 (at Cleveland, 9/13/81)
2 (vs. Denver, 11/26/61)

Most Blocked Extra Points, Season

3 (1975)

Most Blocked Extra Points, Game

2 (at Cincinnati, 12/23/90)
2 (vs. Miami, 11/16/75)

Most Blocked Punts, Season

3 (1988)

Most Blocked Punts, Game

2 (at Pittsburgh, 10/16/88)
2 (at Philadelphia, 10/2/88)

TEAM RECORDS: PENALTIES

Fewest Penalties, Season (any)

52 (1982, nine games)
58 (1963)

Fewest Penalties, 16-Game Season

82 (2018)
84 (1983)

Most Penalties, Season

148 (1989)

Fewest Penalties, Game

0 (vs. Jacksonville, 12/24/11)

0 (@ Cincinnati, 10/29/72)
0 (@ Buffalo, 11/1/64)
0 (vs. Kansas City, 10/27/63)
0 (vs. Oakland, 12/9/62)

Most Penalties, Game

18 (@ Jacksonville, 1/1/06)

Fewest Yards Penalized, Season (any)

424 (1982, nine games)

Fewest Yards Penalized, 16-Game Season

727 (2018)

773 (2007)

Most Yards Penalized, Season

1,150 (twice, last in 1988)

Most Yards Penalized, Game

212 (vs. Baltimore, 10/10/99)

TEAM RECORDS: DEFENSE

SCORING

Fewest Points Allowed, Season

191 (2000)
199 (1967)
226 (1975)

Most Points Allowed, Season

471 (2012)
460 (1983)
447 (1973)

Fewest Points Allowed, Game

0 (17 times, last vs. Jacksonville, 12/12/21)

Most Points Allowed, Game

61 (twice, last @ Cincinnati, 12/17/89)

Fewest Touchdowns Allowed, Season

18 (1967)

Most Touchdowns Allowed, Season

55 (2012)
55 (2020)
53 (1983)

FIRST DOWNS

Fewest First Downs Allowed, Season

183 (1969)

Most First Downs Allowed, Season

391 (2020)
358 (2012)
357 (2014)
356 (1985)
356 (2010)

Most First Downs Allowed, Game (since 1991)

39 (@ Denver, 12/8/13)
36 (vs. Detroit, 9/23/12)
34 (@ Cincinnati, 12/4/97)
33 (@ Houston, 10/1/17)

Fewest First Downs Allowed, Rushing, Season

62 (2000)

Most First Downs Allowed, Rushing, Season

147 (1972)

Fewest First Downs Allowed, Passing, Season

89 (1976)

Most First Downs Allowed, Passing, Season

247 (2020)
231 (2017)
227 (2016)
214 (2010)
215 (2022)

Fewest First Downs Allowed, Penalty, Season

13 (twice, last in 1969)

Most First Downs Allowed, Penalty, Season

48 (1985)

NET YARDS

Fewest Yards Allowed, Season

3,375 (1968)

Most Yards Allowed, Season

6,372 (2020)
6,155 (1985)

Fewest Yards Allowed, Game

26 (vs. Denver, 9/3/66)

Most Yards Allowed, Game

619 (@ New England, 10/18/09)
584 (@ Cincinnati, 12/17/89)
583 (vs. Detroit, OT, 9/23/12)

Fewest Total Plays Allowed, Season

610 (1982, nine games)
840 (1970)

Most Total Plays Allowed, Season

1,139 (2010)
1,100 (2022)
1,099 (2014)
1,091 (1985)

Fewest Total Plays Allowed, Game

36 (vs. Denver, 9/3/66)

Most Total Plays Allowed, Game

92 (vs. Detroit, OT, 9/23/12)
91 (@ Kansas City, OT, 11/6/22)
91 (@ Philadelphia, 11/19/06)
91 (@ Denver, 12/8/13)
87 (@ Cleveland, 10/2/11)
86 (vs. Washington, 11/21/10)
85 (three times, last @ Cleveland, 11/30/86, OT)

RUSHING

Fewest Yards Allowed, Rushing, Season

1,027 (1960)

Most Yards Allowed, Rushing, Season

2,814 (1985)

Fewest Yards Allowed, Rushing, Game

4 (vs. Buffalo, 11/23/97)
5 (at San Francisco, 12/7/75)
8 (vs. Jacksonville, 12/12/21)
8 (at Boston, 11/25/60)

Most Yards Allowed, Rushing, Game

398 (@ Dallas Texans, 10/1/61)
302 (vs. Kansas City, 10/24/65)

Fewest Touchdowns Allowed, Rushing, Season

5 (1996 and 2017)

Most Touchdowns Allowed, Rushing, Season

27 (1984)

Fewest Attempts Allowed, Rushing, Season

298 (1982, nine games)
356 (2016)
362 (1962)

Most Attempts Allowed, Rushing, Season

596 (1984)

Fewest Attempts Allowed, Rushing, Game

8 (vs. Jacksonville, 12/12/21)
9 (vs. Denver, 12/11/16)
10 (@ Indianapolis, 12/30/07)
11 (vs. Miami, 10/1/89)

Most Attempts Allowed, Rushing, Game

56 (@ Dallas Texans, 10/1/61)

TEAM RECORDS: DEFENSE

PASSING

Fewest Net Yards Allowed, Passing, Season
1,671 (1968)

Most Net Yards Allowed, Passing, Season
4,671 (2022)
4,439 (2020)
4,307 (2016)
4,139 (2009)
4,169 (2021)

Fewest Net Yards Allowed, Passing, Game
-52 (vs. Cincinnati, 10/31/71)
-16 (vs. Chicago, 11/6/77)

Most Net Yards Allowed, Passing, Game
442 (vs. Detroit, OT, 9/23/12)
433 (vs. Kansas City, 11/10/19)
426 (@ New England, 10/18/09)
425 (@ Indianapolis, 12/5/04)
422 (@ Kansas City, OT, 11/6/22)
407 (@ Oakland, 12/22/63)
405 (vs. Buffalo, 10/11/64)

Fewest Touchdowns Allowed, Passing, Season
10 (1967, 2000)

Most Touchdowns Allowed, Passing, Season
36 (2020)
35 (1966)

Fewest Attempts Allowed, Passing, Season
284 (1982, nine games)
324 (1972)

Most Attempts Allowed, Passing, Season
671 (2022)
635 (2016)
630 (2020)
628 (2021)
625 (2010)
605 (2017)
604 (2009)
598 (2019)

Fewest Attempts Allowed, Passing, Game
11 (@ Pittsburgh, 9/11/05)

Most Attempts Allowed, Passing, Game
68 (@ Kansas City, OT, 11/6/22)
61 (@ Cleveland, 10/2/11)
59 (@ Denver, 12/8/13)
57 (@ Pittsburgh, 12/19/93)

Fewest Completions Allowed, Season
158 (1968)

Most Completions Allowed, Season
439 (2022)
423 (2020)
410 (2010)
404 (2009)
395 (2021)
388 (2016)
386 (2019)
374 (2012)

Fewest Completions Allowed, Game
2 (vs. Denver, 9/3/66)

Most Completions Allowed, Game
43 (@ Kansas City, OT, 11/6/22)
43 (vs. Detroit, OT, 9/23/12)
40 (@ Cleveland, 10/2/11)
39 (@ Denver, 12/8/13)
38 (@ New England, 10/18/09)
37 (@ Indianapolis, 11/3/02)
36 (six times, last vs. Chicago, 11/8/20)

SACKS

Most Sacks, Season
55 (2000)
54 (1999)
52 (1993)
51 (1979)

Fewest Sacks, Season
19 (2020)
21 (1966)

Most Sacks, Game
9 vs. N.Y. Titans, 10/14/62
9 vs. Cincinnati, 10/31/71
8 at Arizona, 12/10/17
8 at Indianapolis, 11/26/17
8 at San Diego, 10/17/76
8 at Buffalo, 11/10/85
8 at Cincinnati, 9/12/82

INTERCEPTIONS

Most Interceptions, Season
36 (1963)

Fewest Interceptions, Season
3 (1982, nine games)*
6 (1972)

Most Interceptions, Game
6 (six times, last vs. Atlanta, 12/5/93)

Most Interceptions, Both Teams, Game
13 (Oilers 5, Denver 8, @ Houston, 12/2/62)

Most Yards Returning Interceptions, Season
676 (1962)

Most Yards Returning Interceptions, Game
245 (@ N.Y. Jets, 10/15/67)

Most TDs, Returning Interceptions, Season
7 (1967)

Most TDs, Returning Interceptions, Game
3 (vs. San Diego, 12/19/71)

PUNT RETURNS

Fewest Opponent Punt Returns, Season
20 (2020)
20 (1961)
22 (2021)

23 (1990)

Most Opponent Punt Returns, Season
64 (1979)
60 (twice, last in 1976)

Fewest Yards Allowed, Punt Returns, Season
144 (2005)
160 (2000)
171 (2020)
186 (1990)

Most Yards Allowed, Punt Returns, Season
748 (1979)
668 (1976)

Lowest Average Allowed, Punt Returns, Season
4.5 (2005)
5.3 (1969)

Highest Average Allowed, Punt Returns, Season
13.9 (2002)
13.6 (1961)

Most Touchdowns Allowed, Punt Returns, Season
3 (2002)
2 (1962, 1965 and 2016)

KICKOFF RETURNS

Fewest Opponent Kickoff Returns, Season
21 (2016)
22 (2015)
25 (2018)
26 (1982, nine games)
30 (2011)
31 (2014)
32 (1970, 1986, 2017, 2022)

Most Opponent Kickoff Returns, Season
81 (2003)
78 (1995, 1996)
76 (1999, 2000)
74 (2002)
71 (1990, 1997, 2009)

Fewest Yards Allowed, Kickoff Returns, Season
462 (2016)
564 (1982, nine games)
599 (2015)
648 (2022)
680 (2011)
695 (1986)

Most Yards Allowed, Kickoff Returns, Season
1,714 (2009)
1,675 (1996)
1,596 (1999)
1,587 (2000)
1,528 (1997)

Lowest Average Allowed, Kickoff Returns, Season
15.7 (1992)

TEAM RECORDS: DEFENSE

Highest Average Allowed, Kickoff Returns, Season

| | |
|------|--------------|
| 27.8 | (2018) |
| 27.6 | (2014) |
| 27.2 | (2015) |
| 26.1 | (2012) |
| 25.0 | (2008) |
| 24.9 | (1985, 2001) |

Most Touchdowns Allowed, Kickoff Returns, Season

| | |
|---|--------------|
| 2 | (1966, 1999) |
|---|--------------|

PUNTING

Most Punts Forced, Season

| | |
|-----|--------|
| 105 | (2000) |
| 96 | (1976) |

Fewest Punts Forced, Season

| | |
|----|-----------------|
| 38 | (1982, 9 games) |
| 45 | (2020) |
| 56 | (1964, 1989) |

Most Punts Forced, Game

| | |
|----|--|
| 11 | (five times, last vs. Pittsburgh, 11/6/94) |
|----|--|

Fewest Punts Forced, Game

| | |
|---|---|
| 0 | 5 times (11/12/78 at New England; 11/5/95 at Cleveland; 12/5/04 at Indianapolis; 9/26/10 at N.Y. Giants; 12/27/20 at Green Bay) |
|---|---|

Lowest Punting Average Allowed (Gross), Season

| | |
|------|--------|
| 37.1 | (1960) |
|------|--------|

* Denotes League Record

ALL-TIME TWO-POINT CONVERSIONS

TITANS

| | | | | | |
|-------------------------|---|-------------------------|------------------------------|---------------------------------------|------|
| 1994 Oilers: 4-7 | Run 0-0, Pass 4-7 | 10/21/01 vs. Det | Steve McNair to Drew Bennett | | |
| 9/4/94 vs. Ind | Bucky Richardson to Reggie Brown | Good | 12/16/01 vs. GB | Steve McNair to Kevin Dyson | NG |
| | Bucky Richardson to Haywood Jeffries | NG | | Steve McNair to Derrick Mason | Good |
| 10/13/94 vs. Cle | Billy Joe Tolliver to Haywood Jeffries | Good | | | |
| 12/11/94 vs. Sea | Billy Joe Tolliver to Haywood Jeffries | Good | 2002 Titans: 2-6 | Pass 0-2, Run 2-4 | |
| | Billy Joe Tolliver to Todd McNair | NG | 9/8/02 vs. Phi | Steve McNair run | NG |
| 12/18/94 vs. KC | Billy Joe Tolliver to Webster Slaughter | NG | | Eddie George run | Good |
| 12/24/94 vs. NYJ | Bucky Richardson to Haywood Jeffries | Good | 9/29/02 vs. Oak | Steve McNair to Derrick Mason | NG |
| | | | | Steve McNair to Frank Wycheck | NG |
| | | | | Eddie George Run | NG |
| 1995 Oilers: 2-5 | Run 2-3, Pass 0-2 | 12/1/02 vs. NYG | Steve McNair run | | Good |
| 10/8/95 vs. Min | Rodney Thomas run | Good | | | |
| 10/22/95 vs. Chi | Chris Chandler run | Good | 2003 Titans: 3-4 | Pass 1-2, Run 2-2 | |
| 11/12/95 vs. Cin | Will Furrer to Haywood Jeffries | NG | 10/5/03 vs. NE | Steve McNair to Tyrone Calico | Good |
| 11/19/95 vs. KC | Rich Camarillo to Bruce Matthews | NG | 12/7/03 vs. Ind | Steve McNair Run | Good |
| 12/24/95 vs. Buf | Rodney Thomas run | NG | | Steve McNair to Derrick Mason | NG |
| 1996 Oilers: 0-0 | No Attempts | | 12/14/03 vs. Buf | Robert Holcombe run | Good |
| None | | | | | |
| 1997 Oilers: 2-4 | Run 1-3, Pass 1-1 | 2004 Titans: 1-2 | Pass 0-1, Run 1-1 | | |
| 8/31/97 vs. Oak | Eddie George Run | Good | 9/26/04 vs. Jax | Steve McNair to Derrick Mason | NG |
| 9/28/97 vs. Pitt | Steve McNair to Frank Wycheck | Good | 11/21/04 vs. Jax | Steve McNair run | Good |
| 11/16/97 vs. Jax | Rodney Thomas run | NG | | | |
| 12/14/97 vs. Bal | Steve McNair run | NG | 2005 Titans: 0-1 | Pass 0-1, Run 0-0 | |
| | | | 10/30/05 vs. Oak | Steve McNair to Chris Brown | NG |
| 1998 Oilers: 1-4 | Pass 0-0, Run 1-4 | 2006 Titans: 3-3 | Run 2-2, Pass 1-1 | | |
| 9/27/98 vs. Jax | Eddie George run | NG | 9/10/06 vs. NYJ | Travis Henry run | Good |
| 10/11/98 vs. Bal | Eddie George run | NG | | Kerry Collins pass to Drew Bennett | Good |
| 11/29/98 vs. Sea | Eddie George run | NG | 10/1/06 vs. Dal | Vince Young run | Good |
| 12/20/98 vs. GB | Eddie George run | Good | | | |
| 1999 Titans: 1-3 | Pass 1-1, Run 0-2 | 2007 Titans: 0-0 | No Attempts | | |
| 10/3/99 vs. SF | Eddie George run | NG | None | | |
| 11/28/99 vs. Cle | Frank Wycheck run | NG | 2008 Titans: 1-1 | Run 0-0, Pass 1-1 | |
| 12/5/99 vs. Bal | Steve McNair to Jackie Harris | Good | 10/27/08 vs. Ind | Kerry Collins pass to Ahmard Hall | Good |
| 2000 Titans: 0-0 | No Attempts | | | | |
| None | | | 2009 Titans: 1-2 | Run 1-1, Pass 0-1 | |
| 2001 Titans: 3-4 | Pass 3-4, Run 0-0 | | 10/4/09 at Jax | Kerry Collins pass to Nate Washington | NG |
| 10/14/01 vs. TB | Steve McNair to Kevin Dyson | Good | | Chris Johnson run | Good |

ALL-TIME TWO-POINT CONVERSIONS

TITANS

2010 Titans: 1-2 **Run 0-0, Pass 1-2**
 9/19/10 vs. Pit Kerry Collins pass to Kenny Britt Good
 10/31/10 at SD Vince Young pass incomplete to Chris Johnson NG

2011 Titans: 0-0 **No Attempts**
 None

2012 Titans: 1-1 **Run 0-0, Pass 1-1**
 11/4/12 vs. Chi Matt Hasselbeck pass to Kenny Britt Good

2013 Titans: 0-0 **No Attempts**
 None

2014 Titans: 0-1 **Run 0-1, Pass 0-0**
 10/26/14 vs. Hou Leon Washington run NG

2015 Titans: 3-5 **Run 0-1, Pass 3-4**
 9/27/15 vs. Ind Jalston Fowler run NG
 11/8/15 at NO Marcus Mariota pass to Delanie Walker Good
 11/29/15 vs. Oak Marcus Mariota pass to Dorial Green-Beckham Good
 12/13/15 at N.Y. Jets Marcus Mariota pass to Dexter McCluster Good
 12/27/15 vs. Hou Zach Mettenberger pass to Anthony Fasano NG

2016 Titans: 0-5 **Run 0-0, Pass 0-5**
 9/11/16 vs. Min Marcus Mariota pass to DeMarco Murray NG
 9/18/16 at Det Marcus Mariota sacked NG
 10/23/16 vs. Ind Aborted play, Brett Kern pass to Ryan Succop NG
 11/13/16 vs. GB Marcus Mariota pass to Rishard Matthews NG
 12/18/16 at KC Marcus Mariota pass incomplete NG

2017 Titans: 0-0 **Run 0-0, Pass 0-0**
 None

2018 Titans: 0-1 **Run 0-0, Pass 0-1**
 10/21/18 at LAC Marcus Mariota pass to Taywan Taylor NG

2019 Titans: 1-2 **Run 1-1, Pass 0-1**
 11/3/19 at Car Ryan Tannehill pass to Adam Humphries NG
 11/10/19 vs. KC Ryan Tannehill run Good

2020 Titans: 4-7 **Run 3-4, Pass 1-3**
 9/27/20 at Min Ryan Tannehill pass to Jonnu Smith NG
 10/18/20 vs. Hou Ryan Tannehill pass to Nick Westbrook-Ikhine Good
 11/1/20 at Cin Brett Kern pass intercepted by Josh Byner NG
 11/22/20 at Bal Ryan Tannehill run Good
 12/6/20 vs. Cle Derrick Henry run NG
 Ryan Tannehill run Good
 12/20/20 vs. Det Derrick Henry run Good

2021 Titans: 2-2 **Run 1-1, Pass 1-1**
 9/26/21 vs. Ind Derrick Henry run Good
 10/3/21 at NYJ Ryan Tannehill pass to MyCole Pruitt Good

2022 Titans: 1-1 **Run 0-0, Pass 1-1**
 12/11/22 vs. Jax Ryan Tannehill pass to Chig Okonkwo Good

2023 Titans: 0-0 **No Attempts**

Titans Overall Two-Point Statistics: 37-73 (50.7%)

OPPONENTS

1994 Opponents: 2-2 **Run 2-2, Pass 0-0**
 10/13/94 vs. Cle Tom Tupa Run Good
 12/4/94 vs. Ari Ronald Moore Run Good

1995 Opponents: 0-2 **Run 0-0, Pass 0-2**
 11/26/95 vs. Den John Elway to Shannon Sharpe NG
 12/17/95 vs. NYJ Boomer Esiason to Fred Baxter NG

1996 Opponents: 1-3 **Run 1-1, Pass 0-2**
 9/15/96 vs. Bal Vinny Testaverde pass NG
 11/10/96 at NO Michael Haynes run Good
 10/13/96 at Atl Bobby Hebert pass to Roell Preston NG

1997 Opponents: 0-1 **Run 0-0, Pass 0-1**
 10/5/97 vs. Sea Rick Tuten (kicking form.) bad snap, inc. pass NG

1998 Opponents: 4-5 **Run 0-0, Pass 4-5**
 11/1/98 vs. Pit Kordell Stewart to Charles Johnson Good
 Mike Tomczak to Charles Johnson Good
 Mike Tomczak to Will Blackwell Good
 11/8/98 vs. TB Trent Dilfer to Bert Emanuel NG
 12/26/98 vs. Min Randall Cunningham to Randy Moss Good

1999 Opponents: 4-6 **Run 0-1, Pass 4-5**
 9/12/99 vs. Cin Jeff Blake to Willie Jackson Good
 Ki-Jana Carter run NG
 Jeff Blake to Brian Milne Good
 9/19/99 vs. Cle Tim Couch Pass incomplete NG
 10/17/99 vs. NO B.J. Tolliver to Brett Bech Good
 1/2/00 vs. Pit Mike Tomczak to Hines Ward Good

2000 Opponents: 0-0 **No Attempts**
 None

2001 Opponents: 1-2 **Run 1-1, Pass 0-1**
 10/7/01 vs. Bal Elvis Grbac to Brandon Stokley NG
 12/2/01 vs. Cle Jamel White run Good

2002 Opponents: 3-4 **Run 0-0, Pass 3-4**
 11/3/02 vs. Ind Peyton Manning to Marvin Harrison Good
 11/17/02 vs. Pit Kordell Stewart to Dan Kreider Good
 Antwaan Randle El to Hines Ward Good
 12/1/02 vs. NYG Kerry Collins to Jeremy Shockey NG

2003 Opponents: 0-1 **Run 0-0, Pass 0-1**
 12/14/03 vs. Buf Drew Bledsoe to Bernard Shaw NG

2004 Opponents: 1-2 **Run 0-0, Pass 1-2**
 9/26/04 vs. Jax Byron Leftwich to Reggie Williams Good
 1/2/05 vs. Det Joey Harrington to Roy Williams NG

2005 Opponents: 2-2 **Run 0-0, Pass 2-2**
 10/11/05 vs. Hou David Carr to Corey Bradford Good
 11/27/05 vs. SF Ken Dorsey to Terry Jackson Good

2006 Opponents: 1-2 **Run 0-0, Pass 1-2**
 10/22/06 at Was Mark Brunell to Santana Moss Good
 10/29/06 vs. Hou Sage Rosenfels to Andre Johnson NG

2007 Opponents: 1-1 **Run 0-0, Pass 1-1**
 10/21/07 at Hou Sage Rosenfels to Andre Davis Good

ALL-TIME TWO-POINT CONVERSIONS

OPPONENTS

| | |
|---|---|
| <p>2008 Opponents: 0-1 Run 0-1, Pass 0-0</p> <p>9/21/08 vs. Hou Aborted kick, Matt Turk run NG</p> <p>2009 Opponents: 1-1 Run 1-1, Pass 0-0</p> <p>9/20/09 vs. Mia Ricky Williams run Good</p> <p>2010 Opponents: 0-2 Run 0-2, Pass 0-0</p> <p>10/31/10 at SD Aborted kick, Kris Brown run NG</p> <p>11/14/10 at Mia Ronnie Brown run NG</p> <p>2011 Opponents: 0-2 Run 0-2, Pass 0-0</p> <p>12/11/11 vs. NO Pierre Thomas run NG</p> <p>1/1/12 at Hou Snap over Jake Delhomme's head, rec. by Ten. NG</p> <p>2012 Opponents: 1-2 Run 0-0, Pass 1-2</p> <p>9/23/12 vs. Det Matthew Stafford pass to Nate Burleson Good</p> <p>12/30/12 vs. Jax Chad Henne pass incomplete NG</p> <p>2013 Opponents: 1-1 Run 1-1, Pass 0-0</p> <p>9/15/13 at Hou Arian Foster run Good</p> <p>2014 Opponents: 0-1 Run 0-0, Pass 0-0</p> <p>12/14/14 vs. NYJ Geno Smith pass incomplete NG</p> <p>2015 Opponents: 0-1 Run 0-0, Pass 0-1</p> <p>12/6/15 vs. Jax Blake Bortles pass incomplete NG</p> <p>2016 Opponents: 1-3 Run 1-2, Pass 0-1</p> <p>10/16/16 vs. Cle Cody Kessler pass incomplete NG</p> <p>10/27/16 vs. Jax Blake Bortles run Good</p> <p>11/13/16 vs. GB James Starks run NG</p> <p>2017 Opponents: 0-2 Run 0-0, Pass 0-2</p> <p>9/17/17 at Jax Blake Bortles pass incomplete NG</p> <p>9/24/17 vs. Sea Russell Wilson pass incomplete NG</p> <p>2018 Opponents: 0-0 No Attempts</p> <p>None</p> | <p>2019 Opponents: 2-4 Run 0-0, Pass 2-4</p> <p>10/27/19 vs. TB Jameis Winston pass incomplete NG</p> <p>Jameis Winston pass to Chris Godwin Good</p> <p>11/24/19 vs. Jax Nick Foles pass to DJ Chark Good</p> <p>Nick Foles pass incomplete NG</p> <p>2020 Opponents: 1-8 Run 0-2, Pass 1-6</p> <p>9/27/20 at Min Kirk Cousins pass to Adam Thielen NG</p> <p>10/13/20 vs. Buf Josh Allen pass to Cole Beasley NG</p> <p>10/18/20 vs. Hou Deshaun Watson pass to Randall Cobb NG</p> <p>11/22/20 at Bal Lamar Jackson pass to J.K. Dobbins Good</p> <p>11/29/20 at Ind Jacoby Brissett run NG</p> <p>Philip Rivers pass to Zach Pascal NG</p> <p>12/27/20 at GB Aaron Jones run NG</p> <p>1/3/21 at Hou Deshaun Watson pass to Chad Hansen NG</p> <p>2021 Opponents: 2-4 Run 0-0, Pass 2-4</p> <p>10/10/21 at Jax Trevor Lawrence pass to Jamal Agnew NG</p> <p>10/18/21 vs Buf Dawson Knox pass to Josh Allen Good</p> <p>11/14/21 vs NO Trevor Siemian pass to Mark Ingram II NG</p> <p>1/9/22 at Hou Davis Mills pass to Danny Amendola Good</p> <p>2022 Opponents: 3-7 Run 1-2, Pass 2-5</p> <p>9/11/22 vs NYG Jamie Gillan run NG</p> <p>Daniel Jones pass to Saquon Barkley Good</p> <p>9/25/22 vs LV Derek Carr pass to Darren Waller NG</p> <p>11/6/22 at KC Patrick Mahomes run Good</p> <p>11/17/22 at KC Aaron Rodgers pass to Aaron Jones Good</p> <p>12/11/22 vs. Jax Trevor Lawrence pass to Christian Kirk NG</p> <p>12/24/22 vs. Hou Davis Mills pass to Amari Rodgers NG</p> <p>2023 Opponents: 1-1 Run 0-0, Pass 1-1</p> <p>9/17/23 vs LAC Justin Herbert pass to Trey Pipkins III Good</p> <p>Opponents Overall Statistics: 33-73 (45.2%)</p> |
|---|---|

ALL-TIME SHUTOUTS

ALL-TIME DEFENSIVE SHUTOUTS

| Date | Opponent | Score |
|----------|----------------|-------|
| 9/9/61 | Oakland | 55-0 |
| 9/10/66 | Oakland | 31-0 |
| 10/16/66 | New York | 24-0 |
| 10/13/68 | at Boston | 16-0 |
| 9/21/75 | at New England | 7-0 |
| 9/12/76 | Tampa Bay | 20-0 |
| 9/18/77 | NY Jets | 20-0 |
| 11/6/77 | Chicago | 47-0 |
| 12/4/80 | Pittsburgh | 6-0 |
| 10/22/89 | Pittsburgh | 27-0 |
| 9/27/92 | San Diego | 27-0 |
| 9/12/93 | Kansas City | 30-0 |
| 1/2/94 | NY Jets | 24-0 |
| 12/17/00 | at Cleveland | 24-0 |
| 12/25/00 | Dallas | 31-0 |
| 12/16/18 | at NY Giants | 17-0 |
| 12/12/21 | Jacksonville | 20-0 |

ALL-TIME OPPONENT SHUTOUTS

| Date | Opponent | Score |
|----------|-----------------|-------|
| 12/4/60 | at Dallas | 0-24 |
| 12/1/63 | at San Diego | 0-27 |
| 10/12/69 | at Kansas City | 0-24 |
| 11/2/69 | at Boston | 0-24 |
| 11/1/70 | at St. Louis | 0-44 |
| 9/19/71 | at Cleveland | 0-31 |
| 10/9/72 | Oakland | 0-34 |
| 11/5/72 | at Cleveland | 0-20 |
| 11/25/73 | New England | 0-32 |
| 11/24/74 | Dallas | 0-10 |
| 12/11/76 | Pittsburgh | 0-21 |
| 9/22/85 | at Pittsburgh | 0-20 |
| 11/10/85 | at Buffalo | 0-20 |
| 12/7/86 | at San Diego | 0-27 |
| 11/26/89 | at Kansas City | 0-34 |
| 11/7/99 | at Miami | 0-17 |
| 12/28/08 | at Indianapolis | 0-23 |
| 10/18/09 | at New England | 0-59 |
| 11/28/10 | at Houston | 0-20 |
| 10/14/18 | Baltimore | 0-21 |
| 10/13/19 | at Denver | 0-16 |

GAME-WINNING FIELD GOALS

The franchise has totaled 54 game-winning field goals since 1960, including three playoff game winners. **Rob Bironas** leads the franchise with 11 game-winning field goals, followed by the 10 by former Oiler/Titan **Al Del Greco** (1991-00). Bironas' 60-yard field goal vs. Indianapolis (12/3/06) ranks as the longest game-winning field goal in franchise history. A game-winning field goal is defined as one that was the final score of the game and gave the kicker's team the lead at any time in the fourth quarter or overtime.

| Date | Opp. | Kicker | Length | Final Score | Date | Opp. | Kicker | Length | Final Score |
|----------------|---------------------|-----------------|-----------|---------------|----------|-----------------|------------|--------|-------------|
| 10/24/65 | Kansas City | Spikes | 15 | 38-36 | 10/15/06 | at Washington | Bironas | 30 | 25-22 |
| 10/31/65 | at Buffalo | Blanda | 8 | 19-17 | 11/26/06 | N.Y. Giants | Bironas | 49 | 24-21 |
| 10/26/69 | Denver | Gerela | 22 | 24-21 | 12/3/06 | Indianapolis | Bironas | 60 | 20-17 |
| 12/1/74 | at Pittsburgh | Butler | 34 | 13-10 | 12/24/06 | at Buffalo | Bironas | 30 | 30-29 |
| 9/17/78 | San Francisco | Fritsch | 19 | 20-19 | 10/21/07 | at Houston | Bironas | 29 | 38-36 |
| 10/1/78 | at Cleveland | Fritsch | 19 | 16-13 | 11/2/08 | Green Bay | Bironas | 41 | 19-16* |
| 9/23/79 | at Cincinnati | Fritsch | 29 | 30-27* | 11/23/09 | at Houston | Bironas | 53 | 20-17 |
| 10/28/79 | N.Y. Jets | Fritsch | 35 | 27-24* | 12/20/09 | Miami | Bironas | 46 | 27-24* |
| 9/28/80 | at Cincinnati | Fritsch | 29 | 13-10 | 9/23/12 | Detroit | Bironas | 26 | 44-41* |
| 12/2/84 | Pittsburgh | Cooper | 30 | 23-20* | 10/11/12 | Pittsburgh | Bironas | 40 | 26-23 |
| 11/3/85 | Kansas City | Zendejas | 38 | 23-20 | 12/18/16 | at Kansas City | Succop | 53 | 19-17 |
| 11/24/85 | San Diego | Zendejas | 51 | 37-35 | 10/22/17 | at Cleveland | Succop | 47 | 12-9* |
| 1/3/88 | Seattle | Zendejas | 42 | 23-20* | 9/16/18 | Houston | Succop | 31 | 20-17 |
| 9/4/88 | at Indianapolis | Zendejas | 35 | 17-14* | 9/23/18 | at Jacksonville | Succop | 28 | 9-6 |
| 11/13/89 | Cincinnati | Zendejas | 28 | 26-24 | 9/14/20 | at Denver | Gostkowski | 25 | 16-14 |
| 11/10/91 | Dallas | Del Greco | 23 | 26-23* | 9/20/20 | Jacksonville | Gostkowski | 49 | 33-30 |
| 9/20/92 | Kansas City | Del Greco | 39 | 23-20* | 9/27/20 | at Minnesota | Gostkowski | 55 | 31-30 |
| 12/12/93 | Cleveland | Del Greco | 25 | 19-17 | 1/3/21 | at Houston | Sloman | 37 | 41-38 |
| 10/6/96 | at Cincinnati | Del Greco | 49 | 30-27* | 9/19/21 | at Seattle | Bullock | 36 | 33-30* |
| 8/31/97 | Oakland | Del Greco | 33 | 24-21* | 10/31/21 | at Indianapolis | Bullock | 44 | 34-31* |
| 12/13/98 | at Jacksonville | Del Greco | 41 | 16-13 | 12/23/21 | San Francisco | Bullock | 44 | 20-17 |
| 9/12/99 | Cincinnati | Del Greco | 33 | 36-35 | 9/17/23 | L.A. Chargers | Folk | 41 | 27-24* |
| 9/10/00 | Kansas City | Del Greco | 36 | 17-14* | | | | | |
| 11/5/00 | Pittsburgh | Del Greco | 29 | 9-7 | | | | | |
| 12/3/00 | at Philadelphia | Del Greco | 50 | 15-13 | | | | | |
| 10/14/01 | Tampa Bay | Nedney | 49 | 31-28* | | | | | |
| 10/21/01 | at Detroit | Nedney | 46 | 27-24 | | | | | |
| 12/22/01 | at Oakland | Nedney | 21 | 13-10 | | | | | |
| 12/01/02 | at N.Y. Giants | Nedney | 38 | 32-29* | | | | | |
| 1/11/03 | Pittsburgh | Nedney | 26 | 34-31* | | | | | |
| 1/3/04 | at Baltimore | Anderson | 46 | 20-17 | | | | | |
| 12/11/05 | Houston | Bironas | 21 | 13-10 | | | | | |

*Overtime games

Playoff games in **bold**

ALL-TIME RETURN TOUCHDOWNS

INTERCEPTION RETURN TOUCHDOWNS

| Yards | Player | Date | Opp | Result | Yards | Player | Date | Opp | Result |
|-------|-------------------|------------|---------|----------|-------|-------------------|------------|-------|----------|
| 99 | Cortland Finnegan | 9/21/2008 | Hou | W, 31-12 | 51 | Andre Dyson | 10/12/2003 | Hou | W, 38-17 |
| 98 | Darryll Lewis | 10/22/1995 | @ Chi | L, 32-35 | 51 | Ken Houston | 10/5/1969 | Buf | W, 28-14 |
| 97 | Jordan Babineaux | 10/2/2011 | @ Cle | W, 31-13 | 51 | Miller Farr | 10/15/1967 | @ NYJ | T, 28-28 |
| 95 | Willie Alexander | 9/25/1977 | @ GB | W, 16-10 | 51 | Zeke Moore | 10/20/1969 | @ NYJ | L, 17-26 |
| 95 | Pete Jaquess | 9/19/1964 | Oak | W, 42-28 | 49 | Eddie Robinson | 11/12/1995 | Cin | L, 25-32 |
| 90 | Mark Johnston | 10/27/1963 | KC | W, 28-7 | 49 | Colin McCarthy | 11/11/2012 | @ Mia | W, 37-3 |
| 87 | Perry Phenix | 11/12/2000 | Bal | L, 23-24 | 48 | Ken Houston | 10/31/1971 | Cin | W, 10-6 |
| 83 | Michael Griffin | 12/21/2008 | Pit | W, 31-14 | 47 | Darryll Lewis | 9/19/1993 | @ SD | L, 17-18 |
| 83 | Adam Jones | 12/17/2006 | Jax | W, 24-17 | 47 | Darryll Lewis | 11/2/1997 | Jax | L, 24-30 |
| 81 | Samari Rolle | 10/30/2000 | @ Was | W, 27-21 | 45 | Benny Nelson | 9/19/1964 | Oak | W, 42-28 |
| 79 | Zach Brown | 12/30/2012 | Jax | W, 38-20 | 45 | Vincent Fuller | 12/13/2009 | STL | W, 47-7 |
| 76 | Andrew Adams | 10/23/2022 | Ind | W, 19-10 | 44 | Steve Brown | 9/4/1988 | @ Ind | W, 17-14 |
| 76 | Vincent Fuller | 10/7/2007 | Atl | W, 20-13 | 43 | Ken Houston | 10/15/1967 | @ NYJ | T, 28-28 |
| 75 | Vernon Perry | 1/6/1980 | @ Pit * | L, 13-27 | 42 | Donald Mitchell | 10/17/1999 | @ NO | W, 24-21 |
| 73 | Eugene Seale | 10/4/1987 | @ Den | W, 40-10 | 41 | Cortland Finnegan | 10/24/2010 | Phi | W, 37-19 |
| 66 | Ken Houston | 9/14/1968 | @ Mia | W, 24-10 | 40 | Will Witherspoon | 12/9/2012 | @ Ind | L, 23-27 |
| 62 | Blaine Bishop | 11/5/1995 | @ Cle | W, 37-10 | 40 | Larry Carwell | 11/17/1968 | Den | W, 38-17 |
| 62 | Miller Farr | 11/26/1967 | NE | W, 27-6 | 40 | Miller Farr | 12/7/1968 | Buf | W, 35-6 |
| 61 | Chris Hope | 12/17/2006 | Jax | W, 24-17 | 39 | Denard Walker | 10/26/1997 | @ Ari | W, 41-14 |
| 61 | Vincent Fuller | 9/24/2007 | @ NO | W, 31-14 | 39 | Cortland Finnegan | 11/8/2009 | @ SF | W, 34-27 |
| 60 | Rocky Boiman | 9/28/2003 | @ Pit | W, 30-13 | 39 | Miller Farr | 10/1/1967 | Den | W, 10-6 |
| 58 | Bubba McDowell | 1/3/1993 | @ Buf * | L, 38-41 | 38 | Malcolm Butler | 9/8/2019 | @ Cle | W, 43-13 |
| 56 | Malcolm Butler | 12/22/2018 | Was | W, 25-16 | 38 | Bo Orlando | 12/19/1993 | @ Pit | W, 26-17 |
| 52 | Lamar Lathon | 9/8/1991 | @ Cin | W, 30-7 | 37 | Lamont Thompson | 9/11/2004 | @ Mia | W, 17-7 |
| 52 | Miller Farr | 12/7/1968 | Buf | W, 35-6 | 36 | Cris Dishman | 12/4/1994 | Ari | L, 12-30 |
| 52 | Reynaldo Hill | 10/30/2005 | Oak | L, 25-34 | 36 | Darryll Lewis | 9/29/1996 | @ Pit | L, 16-30 |
| | | | | | 36 | Domingo Bryant | 12/18/1988 | @ Cle | L, 23-28 |
| | | | | | 35 | Ken Houston | 12/19/1971 | SD | W, 49-33 |

ALL-TIME RETURN TOUCHDOWNS

| Yards | Player | Date | Opp | Result |
|-------|----------------------|------------|-------|----------|
| 34 | J.C. Wilson | 9/30/1979 | Cle | W, 31-10 |
| 33 | Darryll Lewis | 10/20/1991 | @ Mia | W, 17-13 |
| 32 | Peter Sirmon | 12/22/2002 | @ Jax | W, 28-10 |
| 31 | Roderick Hood | 11/15/2009 | Buf | W, 41-17 |
| 31 | Gene Babb | 11/11/1962 | @ Oak | W, 28-20 |
| 30 | Zach Brown | 12/30/2012 | Jax | W, 38-20 |
| 30 | Richard Johnson | 10/14/1990 | Cin | W, 48-17 |
| 30 | Ken Houston | 12/23/1967 | @ Mia | W, 41-10 |
| 29 | Ken Houston | 12/19/1971 | SD | W, 49-33 |
| 28 | Don Floyd | 12/2/1962 | Den | W, 34-17 |
| 27 | Lonnie Marts | 11/1/1998 | @ Pit | W, 41-31 |
| 26 | Coty Sensabaugh | 9/13/2015 | @ TB | W, 42-14 |
| 26 | Vincent Fuller | 11/15/2009 | Buf | W, 41-17 |
| 26 | Bubba McDowell | 12/7/1992 | Chi | W, 24-7 |
| 25 | Bob Atkins | 12/19/1971 | SD | W, 49-33 |
| 24 | Kevin Byard | 11/7/2021 | @LAR | W, 28-16 |
| 24 | Randall Godfrey | 10/22/2000 | @ Bal | W, 14-6 |
| 24 | Rich Coady | 12/16/2002 | NE | W, 24-7 |
| 23 | Jim Norton | 10/22/1967 | @ KC | W, 24-19 |
| 23 | Marqueston Huff | 12/7/2014 | NYG | L, 7-36 |
| 23 | Alterraun Verner | 9/15/2013 | @ Hou | L, 24-30 |
| 22 | Ken Houston | 12/15/1968 | NE | W, 45-17 |
| 22 | Zeke Moore | 11/3/1974 | @ NYJ | W, 27-22 |
| 22 | Steve Jackson | 10/17/1993 | @ NE | W, 28-14 |
| 22 | Jayon Brown | 12/30/2018 | Ind | L, 17-33 |
| 21 | Brad Kassell | 9/18/2005 | Bal | W, 25-10 |
| 20 | Chuck Cecil | 10/8/1995 | @ Min | L, 17-23 |
| 17 | Ken Houston | 12/12/1971 | @ Buf | W, 20-14 |
| 17 | Johnny Baker | 9/27/1964 | @ Den | W, 38-17 |
| 16 | Andre Dyson | 9/22/2002 | Cle | L, 28-31 |
| 15 | Fred Glick | 9/14/1963 | Den | W, 20-14 |
| 15 | Dave Ball | 11/27/2008 | @ Det | W, 47-10 |
| 11 | Andre Dyson | 11/9/2003 | Mia | W, 31-7 |
| 9 | Logan Ryan | 1/4/20 | @ NE* | W, 20-14 |
| 8 | Keith Bulluck | 12/25/2000 | Dal | W, 31-0 |
| 2 | Elijah Molden | 10/31/2021 | @ Ind | W, 34-31 |
| 1 | Joe Bowden | 11/8/1998 | @ TB | W, 31-22 |

* Postseason

| Yards | Player | Date | Opp | Result |
|-------|----------------------|------------|-------|----------|
| 34 | Gregg Bingham | 11/6/1977 | Chi | W, 47-0 |
| 32 | Keith Bulluck | 10/19/2003 | @ Car | W, 37-17 |
| 30 | Kevin Byard | 10/10/2021 | @ Jax | W, 37-19 |
| 30 | Henry Ford | 12/25/2000 | Dal | W, 31-0 |
| 27 | Marcus Robertson | 11/23/1997 | Buf | W, 31-14 |
| 27 | Antwan Odom | 11/20/2005 | Jax | L, 28-31 |
| 27 | Johnny Peacock | 12/6/1969 | NYJ | L, 26-34 |
| 25 | Antwan Odom | 9/25/2005 | @ STL | L, 27-31 |
| 25 | Keith Bostic | 11/25/1984 | @ Cle | L, 10-27 |
| 20 | Jesse Baker | 10/14/1979 | @ Bal | W, 28-16 |
| 19 | Garland Boyette | 11/28/1971 | Cle | L, 24-37 |
| 19 | Cris Dishman | 10/6/1991 | Den | W, 42-14 |
| 19 | Mike Dumas | 9/1/1991 | Oak | W, 47-17 |
| 16 | Keith Bulluck | 11/19/2006 | @ Phi | W, 31-13 |
| 15 | Johnny Meads | 9/6/1992 | Pit | L, 24-29 |
| 14 | Jevon Kearse | 1/2/2000 | @ Pit | W, 47-36 |
| 14 | Bobby Myers | 9/9/2001 | Mia | L, 23-31 |
| 12 | Doug Cline | 11/12/1961 | NE | W, 27-15 |
| 12 | Joe Bowden | 10/18/1998 | Cin | W, 44-14 |
| 10 | William Fuller | 11/26/1992 | @ Det | W, 24-21 |
| 8# | Mike Munchak | 9/14/1986 | Cle | L, 20-23 |
| 8 | Ray Childress | 11/1/1992 | @ Pit | L, 20-21 |
| 7 | Doug Cline | 9/10/1966 | Oak | W, 31-0 |
| 5 | Greg Stemmick | 10/9/1977 | Pit | W, 27-10 |
| 4 | Wesley Woodyard | 12/24/2017 | LAR | L, 23-27 |
| 3# | MyCole Pruitt | 12/6/2020 | Cle | L, 35-41 |
| 3 | Wesley Woodyard | 12/6/2015 | Jax | W, 42-39 |
| 0# | Treyton Burks | 11/27/2022 | Cin | L, 16-20 |
| 0# | Anthony Firkser | 11/21/2021 | Hou | L, 13-22 |
| 0 | DaQuan Jones | 1/1/2017 | Hou | W, 24-17 |
| 0 | Karl Klug | 9/29/2013 | NYJ | W, 38-13 |
| 0# | Erron Kinney | 12/28/2003 | TB | W, 33-13 |
| 0 | Michael Roan | 11/15/1998 | Pit | W, 23-14 |
| 0 | Ray Childress | 12/5/1993 | Atl | W, 33-17 |
| 0 | Jeff Donaldson | 9/21/1986 | @ KC | L, 13-27 |
| 0 | Mike Reinfeldt | 9/19/1982 | Sea | W, 23-21 |
| 0 | Doug Cline | 11/26/1961 | Den | W, 45-14 |

Own fumble recovery (all others opponent fumble recoveries)

FUMBLE RETURN TOUCHDOWNS

| Yards | Player | Date | Opp | Result |
|-------|-------------------|------------|-------|----------|
| 96 | C.L. Whittington | 10/3/1976 | @ NO | W, 31-26 |
| 93 | Robert Lyles | 10/19/1986 | @ Cin | L, 28-31 |
| 92 | Cortland Finnegan | 12/17/2006 | Jax | W, 24-17 |
| 83 | Denard Walker | 1/2/2000 | @ Pit | W, 47-36 |
| 80 | Marcus Robertson | 9/5/1993 | @ NO | L, 21-33 |
| 77 | Jason McCourty | 10/13/2013 | @ Sea | L, 13-20 |
| 72 | Alterraun Verner | 9/23/2012 | Det | W, 44-41 |
| 72 | Terry Kinard | 12/9/1990 | Cle | W, 58-14 |
| 70 | Al Smith | 12/8/1991 | Pit | W, 31-6 |
| 68 | Ken Houston | 9/26/1971 | KC | L, 16-20 |
| 66 | Zeke Moore | 11/13/1977 | @ Oak | L, 29-34 |
| 63 | Desmond King II | 11/8/2020 | Chi | W, 24-17 |
| 62 | Jason McCourty | 11/30/2014 | @ Hou | L, 21-45 |
| 61 | Keith Bulluck | 11/3/2002 | @ Ind | W, 23-15 |
| 61 | Samari Rolle | 12/21/2003 | @ Hou | W, 27-24 |
| 58 | Cris Dishman | 9/12/1993 | KC | W, 30-0 |
| 55 | Robert Lyles | 12/6/1987 | SD | W, 33-18 |
| 53 | Rashaan Evans | 11/10/2019 | KC | W, 35-32 |
| 48 | Willie Germany | 9/21/1975 | @ NE | W, 7-0 |
| 46 | Jayon Brown | 12/8/2019 | @ Oak | W, 42-21 |
| 43 | John Corker | 12/14/1980 | @ GB | W, 22-3 |
| 42 | Marcus Robertson | 11/27/1997 | @ Dal | W, 27-14 |
| 41 | Johnny Peacock | 12/20/1970 | @ Dal | L, 10-52 |
| 40 | Tony Brown | 10/29/2006 | Hou | W, 28-22 |
| 39 | Keith Bulluck | 1/2/2005 | Det | W, 24-19 |
| 38 | Curley Culp | 9/28/1975 | SD | W, 33-17 |
| 38 | Elvin Bethea | 10/27/1974 | @ Cin | W, 34-21 |
| 38 | Tom Domres | 11/16/1969 | @ Den | T, 20-20 |

PUNT RETURN TOUCHDOWNS

| Yards | Player | Date | Opp | Result |
|-------|------------------|------------|-------|----------|
| 90 | Adam Jones | 11/19/2006 | @ Phi | W, 31-13 |
| 87 | Billy Johnson | 10/16/1977 | Cle | L, 23-24 |
| 87 | Marc Mariani | 11/21/2010 | Was | L, 16-19 |
| 83 | Billy Johnson | 11/16/1975 | Mia | W, 20-19 |
| 82 | Bobby Jancik | 12/20/1964 | Den | W, 34-15 |
| 81 | Adam Jones | 12/31/2006 | NE | L, 23-40 |
| 81 | Darius Reynaud | 12/30/2012 | Jax | W, 38-20 |
| 79 | Marc Mariani | 11/13/2011 | @ Car | W, 30-3 |
| 78 | Ernest Givins | 12/11/1994 | Sea | L, 14-16 |
| 72 | Billy Johnson | 12/11/1977 | @ Cle | W, 19-15 |
| 69 | Darius Reynaud | 12/30/2012 | Jax | W, 38-20 |
| 69 | Ronnie Coleman | 10/24/1976 | Cin | L, 7-27 |
| 69 | Derrick Mason | 10/30/2000 | @ Was | W, 27-21 |
| 65 | Tommie Campbell | 9/23/2012 | Det | W, 44-41 |
| 65 | Derrick Mason | 11/28/1999 | @ Cle | W, 33-21 |
| 63 | Billy Johnson | 10/5/1975 | Cin | L, 19-21 |
| 58 | Justin McCareins | 11/23/2003 | @ Atl | W, 38-31 |
| 53 | Adam Jones | 10/29/2006 | Hou | W, 28-22 |
| 52 | Billy Johnson | 10/26/1975 | Det | W, 24-8 |
| 52 | Adam Jones | 12/11/2005 | Hou | W, 13-10 |
| 23 | Don Floyd | 12/13/1964 | NYJ | W, 33-17 |

KICKOFF RETURN TOUCHDOWNS

| Yards | Player | Date | Opp | Result |
|-------|----------------|------------|-------|----------|
| 105 | Darius Reynaud | 9/23/2012 | Det | W, 44-41 |
| 104 | Ken Hall | 10/23/1960 | @ NYJ | W, 42-28 |

ALL-TIME RETURN TOUCHDOWNS

| Yards | Player | Date | Opp | Result |
|-------|-----------------|------------|---------|----------|
| 103 | Bob Gresham | 9/23/1973 | @ Cin | L, 10-24 |
| 101 | Derrick Mason | 11/18/2001 | @ Cin | W, 20-7 |
| 98 | Marc Mariani | 10/3/2010 | Den | L, 20-26 |
| 97 | Carl Roaches | 9/18/1983 | Pit | L, 28-40 |
| 96 | Carl Roaches | 10/4/1981 | Cin | W, 17-10 |
| 95 | Willie Tullis | 9/6/1981 | @ LAR | W, 27-20 |
| 94 | Darius Jennings | 9/9/2018 | @ Mia | L, 20-27 |
| 93 | Steve Brown | 12/11/1983 | Cle | W, 34-27 |
| 93 | Ode Burrell | 11/29/1964 | NE | L, 17-34 |
| 92 | Zeke Moore | 10/22/1967 | @ KC | W, 24-19 |
| 90 | Lorenzo White | 12/4/1988 | Pit | L, 34-37 |
| 88 | Billy Cannon | 12/18/1960 | NE | W, 37-21 |
| 84 | Tommie Campbell | 11/27/2011 | TB | W, 23-17 |
| 81 | Billy Johnson | 10/12/1975 | @ Cle | W, 40-10 |
| 80 | Derrick Mason | 1/23/2000 | @ Jax * | W, 33-14 |
| 75 | Billy Johnson | 11/6/1977 | Chi | W, 47-0 |
| 75 | Kevin Dyson | 1/8/2000 | Buf * | W, 22-16 |
| 42 | A.J. Brown | 11/29/2020 | @ Ind | W, 45-26 |

| Yards | Player | Date | Opp | Result |
|-------|----------------|------------|-------|----------|
| 0 | Norm Evans | 11/28/1965 | @ KC | L, 21-52 |
| 0 | Larry Onesti | 12/18/1965 | @ NE | L, 14-42 |
| 0 | Ward Walsh | 10/15/1972 | @ Pit | L, 7-24 |
| 0 | Eugene Seale | 11/13/1989 | Cin | W, 26-24 |
| 0 | Bubba McDowell | 10/6/1991 | Den | W, 42-14 |
| 0 | Keith Bulluck | 9/14/2008 | @ Cin | W, 24-7 |
| 0 | Patrick Bailey | 10/30/2011 | Ind | W, 27-10 |

BLOCKED/MISSED FIELD GOALS RETURNED FOR TOUCHDOWNS

| Yards | Player | Date | Opp | Result |
|-------|-----------------|------------|-------|----------|
| 71 | Ken Houston | 10/15/1967 | @ NYJ | T, 28-28 |
| 69 | Donald Mitchell | 10/21/2001 | @ Det | W, 27-24 |
| 63 | Tye Smith | 12/1/2019 | @ Ind | W, 31-17 |
| 62 | Mark Johnston | 11/26/1961 | Den | W, 45-14 |
| 58 | Tony Banfield | 12/9/1962 | Oak | W, 32-17 |

* Postseason

BLOCKED PUNTS RETURNED FOR TOUCHDOWNS

| Yards | Player | Date | Opp | Result |
|-------|-----------------|------------|-------|----------|
| 26 | Donald Mitchell | 10/7/2001 | @ Bal | L, 7-26 |
| 20 | Mike Akiu | 10/27/1985 | @ STL | W, 20-10 |
| 14 | Larry Eaglin | 10/7/1973 | LAR | L, 26-31 |
| 10 | Cris Dishman | 10/2/1988 | @ Phi | L, 23-32 |
| 7 | Cris Dishman | 9/24/1989 | Buf | L, 41-47 |

TOP PERFORMANCES: 100-YARD RUSHING GAMES

| Yards | Player | Date | Opp | Att | Avg | TD | Yards | Player | Date | Opp | Att | Avg | TD |
|-------|----------------------|----------|-----|-----|------|----|-------|----------------------|----------|-----|-----|------|----|
| 250 | Derrick Henry | 01/03/21 | Hou | 34 | 7.4 | 2 | 170 | Derrick Henry | 12/16/18 | NYG | 33 | 5.2 | 2 |
| 238 | Derrick Henry | 12/06/18 | Jac | 17 | 14.0 | 4 | 168 | Chris Johnson | 10/19/08 | KC | 18 | 9.3 | 1 |
| 228 | Chris Johnson | 11/01/09 | Jac | 24 | 9.5 | 2 | 167 | Eddie George | 10/16/00 | Jac | 29 | 5.8 | 1 |
| 219 | Derrick Henry | 10/30/22 | Hou | 32 | 6.8 | 2 | 166 | Gary Brown | 11/14/93 | Cin | 26 | 6.4 | 1 |
| 216 | Billy Cannon | 12/10/61 | NYT | 25 | 8.6 | 3 | 166 | Earl Campbell | 09/02/79 | Was | 32 | 5.2 | 2 |
| 216 | Eddie George | 08/31/97 | Oak | 35 | 6.2 | 1 | 160 | Hoyle Granger | 12/23/67 | Mia | 21 | 7.6 | 1 |
| 215 | Derrick Henry | 12/13/20 | Jax | 26 | 8.3 | 2 | 159 | Derrick Henry | 11/24/19 | Jax | 19 | 8.5 | 2 |
| 212 | Derrick Henry | 10/18/20 | Hou | 22 | 9.6 | 2 | 158 | Earl Campbell | 09/23/79 | Cin | 34 | 4.6 | 1 |
| 211 | Derrick Henry | 12/29/19 | Hou | 32 | 6.6 | 3 | 157 | Earl Campbell | 11/02/80 | Den | 36 | 4.4 | 2 |
| 206 | Earl Campbell | 11/16/80 | Chi | 31 | 6.6 | 0 | 157 | Derrick Henry | 10/03/21 | NYJ | 33 | 4.8 | 1 |
| 203 | Earl Campbell | 10/19/80 | TB | 33 | 6.2 | 0 | 156 | Lorenzo White | 11/21/94 | NYG | 27 | 5.8 | 0 |
| 203 | Earl Campbell | 12/21/80 | Min | 29 | 7.0 | 1 | 155 | Eddie George | 10/17/99 | NO | 28 | 5.5 | 0 |
| 202 | Earl Campbell | 10/26/80 | Cin | 27 | 7.5 | 2 | 154 | Chris Johnson | 11/29/09 | Ari | 18 | 8.6 | 1 |
| 199 | Earl Campbell | 11/20/78 | Mia | 28 | 7.1 | 4 | 153 | Eddie George | 11/01/98 | Pit | 34 | 4.5 | 1 |
| 199 | Eddie George | 12/09/99 | Oak | 28 | 7.1 | 2 | 153 | Chris Johnson | 12/04/11 | Buf | 23 | 6.7 | 2 |
| 197 | Chris Johnson | 09/20/09 | Hou | 16 | 12.3 | 2 | 152 | Chris Brown | 09/19/04 | Ind | 26 | 5.8 | 1 |
| 195 | Earl Campbell | 11/22/79 | Dal | 33 | 5.9 | 2 | 152 | Eddie George | 10/06/96 | Cin | 26 | 5.8 | 1 |
| 195 | Chris Johnson | 10/21/12 | Buf | 18 | 10.8 | 2 | 151 | Chris Johnson | 11/23/09 | Hou | 29 | 5.2 | 0 |
| 194 | Gary Brown | 11/21/93 | Cle | 34 | 5.7 | 1 | 150 | Chris Johnson | 11/03/13 | StL | 23 | 6.5 | 2 |
| 190 | Chris Johnson | 11/27/11 | TB | 23 | 8.3 | 0 | 150 | Mike Rozier | 09/20/87 | Buf | 29 | 5.2 | 1 |
| 188 | Derrick Henry | 11/10/19 | KC | 23 | 8.2 | 2 | 149 | Derrick Henry | 12/01/19 | Ind | 26 | 5.7 | 1 |
| 186 | Earl Campbell | 10/11/81 | Sea | 39 | 4.8 | 2 | 149 | Earl Campbell | 10/14/79 | Bal | 22 | 6.8 | 3 |
| 183 | Hoyle Granger | 12/04/66 | SD | 19 | 9.6 | 0 | 149 | Rob Carpenter | 11/27/77 | KC | 14 | 10.6 | 0 |
| 182 | Earl Campbell | 10/04/81 | Cin | 37 | 4.9 | 1 | 149 | LenDale White | 10/19/08 | KC | 17 | 8.8 | 3 |
| 182 | Derrick Henry | 09/19/21 | Sea | 35 | 5.2 | 3 | 149 | Lorenzo White | 10/11/92 | Cin | 25 | 6.0 | 0 |
| 181 | Earl Campbell | 12/14/80 | GB | 36 | 5.0 | 2 | 148 | Chris Brown | 10/11/04 | GB | 27 | 5.5 | 2 |
| 181 | Eddie George | 10/08/00 | Cin | 36 | 5.0 | 1 | 147 | Chris Brown | 10/31/04 | Cin | 32 | 4.6 | 1 |
| 179 | Sid Blanks | 12/13/64 | NYJ | 21 | 8.5 | 3 | 147 | Derrick Henry | 12/20/20 | Det | 24 | 6.1 | 1 |
| 178 | Earl Campbell | 10/12/80 | KC | 38 | 4.7 | 1 | 145 | Billy Cannon | 12/17/61 | Oak | 21 | 6.9 | 1 |
| 178 | Derrick Henry | 11/29/20 | Ind | 27 | 6.6 | 3 | 144 | Allen Pinkett | 09/01/91 | LAA | 26 | 5.5 | 1 |
| 178 | Travis Henry | 10/15/06 | Was | 32 | 5.6 | 1 | 144 | Mike Rozier | 10/25/87 | Atl | 29 | 5.0 | 1 |
| 176 | Eddie George | 12/17/00 | Cle | 34 | 5.2 | 3 | 143 | Joe Dawkins | 11/22/70 | Cle | 22 | 6.5 | 2 |
| 175 | Chris Brown | 09/09/07 | Jac | 19 | 9.2 | 0 | 143 | Eddie George | 09/08/96 | Jac | 17 | 8.4 | 1 |

TOP PERFORMANCES: 100-YARD RUSHING GAMES

| Yards | Player | Date | Opp | Att | Avg | TD | Yards | Player | Date | Opp | Att | Avg | TD |
|-------|-------------------|----------|-----|-----|------|----|-------|----------------|----------|-----|-----|------|----|
| 143 | Derrick Henry | 10/18/21 | Buf | 20 | 7.2 | 3 | 121 | Derrick Henry | 12/11/22 | Jax | 17 | 7.1 | 1 |
| 143 | Travis Henry | 11/19/06 | Phi | 18 | 7.9 | 1 | 121 | Herman Hunter | 10/11/87 | Cle | 28 | 4.3 | 0 |
| 142 | Earl Campbell | 09/19/82 | Sea | 30 | 4.7 | 1 | 121 | DeMarco Murray | 10/09/16 | Mia | 27 | 4.5 | 0 |
| 142 | Earl Campbell | 09/25/83 | Buf | 30 | 4.7 | 1 | 120 | Earl Campbell | 11/05/79 | Mia | 32 | 3.8 | 0 |
| 142 | Ronnie Coleman | 09/12/76 | TB | 25 | 5.7 | 0 | 120 | Rob Carpenter | 11/13/77 | Oak | 19 | 6.3 | 0 |
| 142 | Hoyle Granger | 11/12/67 | Den | 22 | 6.5 | 0 | 119 | Derrick Henry | 9/27/20 | Min | 26 | 4.6 | 2 |
| 142 | Skip Hicks | 12/16/01 | GB | 17 | 8.4 | 1 | 119 | Fred Willis | 11/12/72 | Phi | 21 | 5.7 | 0 |
| 142 | Chris Johnson | 12/25/09 | SD | 21 | 6.8 | 1 | 118 | Billy Cannon | 11/05/61 | Den | 11 | 10.7 | 1 |
| 142 | Chris Johnson | 09/12/10 | Oak | 27 | 5.3 | 2 | 117 | Chris Johnson | 11/14/10 | Mia | 17 | 6.9 | 1 |
| 142 | Charley Tolar | 09/23/62 | SD | 18 | 7.9 | 1 | 117 | Chris Johnson | 12/13/09 | StL | 28 | 4.2 | 2 |
| 141 | Woody Campbell | 12/03/67 | Mia | 18 | 7.8 | 1 | 117 | Larry Moriarty | 11/11/84 | KC | 29 | 4.0 | 0 |
| 141 | Eddie George | 12/01/96 | NYJ | 28 | 5.0 | 2 | 116 | Eddie George | 10/05/97 | Sea | 26 | 4.5 | 0 |
| 141 | Mike Rozier | 10/09/88 | KC | 27 | 5.2 | 0 | 116 | Derrick Henry | 09/14/20 | Den | 31 | 3.7 | 0 |
| 141 | Chris Johnson | 09/30/12 | Hou | 25 | 5.6 | 0 | 116 | Lorenzo White | 12/09/90 | Cle | 18 | 6.4 | 4 |
| 141 | Chris Johnson | 11/04/12 | Chi | 16 | 8.8 | 1 | 116 | Lorenzo White | 12/07/92 | Chi | 21 | 5.5 | 1 |
| 139 | Hoyle Granger | 12/14/69 | BPA | 25 | 5.6 | 0 | 115 | Derrick Henry | 11/06/22 | KC | 17 | 6.8 | 2 |
| 138 | Earl Campbell | 12/04/83 | Mia | 28 | 4.9 | 1 | 115 | Eddie George | 11/23/03 | Atl | 26 | 4.4 | 1 |
| 138 | Hoyle Granger | 10/01/67 | Den | 20 | 6.9 | 0 | 115 | DeMarco Murray | 09/24/17 | Sea | 14 | 8.2 | 1 |
| 138 | Larry Moriarty | 11/18/84 | NYJ | 23 | 6.0 | 1 | 115 | Lorenzo White | 12/03/89 | Pit | 23 | 5.0 | 1 |
| 137 | Earl Campbell | 09/03/78 | Atl | 15 | 9.1 | 1 | 114 | Gary Brown | 12/25/93 | SF | 19 | 6.0 | 0 |
| 137 | Eddie George | 10/25/98 | Chi | 21 | 6.5 | 0 | 114 | Rob Carpenter | 09/21/80 | Bal | 24 | 4.8 | 1 |
| 136 | Chris Johnson | 12/07/08 | Cle | 19 | 7.2 | 1 | 114 | Ronnie Coleman | 10/23/77 | Pit | 26 | 4.4 | 0 |
| 135 | Travis Henry | 12/24/06 | Buf | 25 | 5.4 | 0 | 114 | Derrick Henry | 10/02/22 | Ind | 22 | 5.2 | 1 |
| 135 | Chris Johnson | 11/08/09 | SF | 25 | 5.4 | 2 | 114 | DeMarco Murray | 09/25/16 | Oak | 16 | 7.1 | 1 |
| 134 | Earl Campbell | 12/16/79 | Phi | 16 | 8.4 | 1 | 114 | Dave Smith | 10/14/62 | NYT | 20 | 5.7 | 1 |
| 134 | Eddie George | 11/19/00 | Cle | 36 | 3.7 | 3 | 113 | Eddie George | 11/28/99 | Cle | 26 | 4.3 | 2 |
| 134 | Eddie George | 11/08/98 | TB | 27 | 5.0 | 1 | 113 | Eddie George | 10/13/02 | Jac | 31 | 3.6 | 1 |
| 134 | Chris Johnson | 01/03/10 | Sea | 36 | 3.7 | 2 | 113 | Derrick Henry | 09/26/21 | Ind | 28 | 4.0 | 0 |
| 133 | Derrick Henry | 11/22/20 | Bal | 28 | 4.8 | 1 | 113 | Chris Johnson | 12/06/09 | Ind | 27 | 4.2 | 0 |
| 133 | LenDale White | 10/28/07 | Oak | 25 | 5.3 | 0 | 113 | LenDale White | 12/09/07 | SD | 30 | 3.8 | 1 |
| 132 | D'Onta Foreman | 01/02/22 | Mia | 26 | 5.1 | 1 | 112 | Ode Burrell | 11/28/65 | KC | 14 | 8.0 | 2 |
| 132 | Chris Johnson | 11/15/09 | Buf | 26 | 5.1 | 2 | 112 | Earl Campbell | 11/18/79 | Cin | 19 | 5.9 | 2 |
| 131 | Derrick Henry | 10/16/17 | Ind | 19 | 6.9 | 1 | 112 | Ronnie Coleman | 09/28/75 | SD | 16 | 7.0 | 1 |
| 131 | Dontrell Hilliard | 11/28/21 | NE | 12 | 10.9 | 1 | 112 | Derrick Henry | 11/01/20 | Cin | 18 | 6.2 | 1 |
| 131 | Chris Johnson | 10/10/10 | Dal | 19 | 6.9 | 2 | 112 | Mike Rozier | 11/15/87 | Pit | 29 | 3.9 | 0 |
| 131 | Earl Campbell | 09/16/79 | KC | 32 | 4.1 | 1 | 112 | Marcus Mariota | 12/6/15 | Jax | 9 | 12.4 | 1 |
| 130 | Earl Campbell | 11/10/80 | NE | 30 | 4.3 | 2 | 111 | Hoyle Granger | 12/03/67 | Mia | 25 | 4.4 | 1 |
| 130 | Earl Campbell | 12/11/83 | Cle | 32 | 4.1 | 1 | 111 | Chris Johnson | 10/18/10 | Jax | 26 | 4.3 | 1 |
| 130 | Earl Campbell | 10/16/83 | Min | 29 | 4.5 | 1 | 111 | Chris Johnson | 12/09/10 | Hou | 22 | 5.0 | 1 |
| 130 | Eddie George | 12/30/01 | Cle | 26 | 5.0 | 2 | 110 | Ronnie Coleman | 10/12/75 | Cle | 14 | 7.9 | 0 |
| 130 | Derrick Henry | 10/10/21 | Jax | 29 | 4.5 | 3 | 110 | Eddie George | 11/27/97 | Dal | 34 | 3.2 | 0 |
| 130 | Chris Johnson | 11/13/11 | Car | 27 | 4.8 | 1 | 110 | Charley Tolar | 11/04/62 | DLT | 24 | 4.6 | 0 |
| 130 | Chris Johnson | 12/19/10 | Hou | 24 | 5.4 | 1 | 109 | Gary Brown | 12/12/93 | Cle | 23 | 4.7 | 0 |
| 130 | Chris Johnson | 11/21/10 | Was | 21 | 6.2 | 0 | 109 | Earl Campbell | 12/10/79 | Pit | 33 | 3.3 | 0 |
| 129 | Eddie George | 12/14/97 | Bal | 26 | 5.0 | 0 | 109 | Earl Campbell | 11/30/80 | Cle | 27 | 4.0 | 1 |
| 128 | Derrick Henry | 10/23/22 | Ind | 30 | 4.3 | 0 | 109 | D'Onta Foreman | 11/28/21 | NE | 19 | 5.7 | 0 |
| 128 | Chris Johnson | 10/18/09 | NE | 17 | 7.5 | 0 | 109 | Eddie George | 10/13/96 | Atl | 23 | 4.7 | 0 |
| 127 | Sid Blanks | 09/19/64 | Oak | 6 | 21.2 | 0 | 109 | Derrick Henry | 01/07/23 | Jax | 30 | 3.6 | 0 |
| 127 | Chris Johnson | 12/29/13 | Hou | 27 | 4.7 | 1 | 109 | Derrick Henry | 12/03/17 | Hou | 11 | 9.9 | 1 |
| 126 | Derrick Henry | 12/24/22 | Hou | 23 | 5.5 | 1 | 109 | Chris Johnson | 09/14/08 | Cin | 19 | 5.7 | 0 |
| 126 | Mike Rozier | 12/11/88 | Cin | 22 | 5.7 | 3 | 109 | Charley Tolar | 09/09/62 | Buf | 17 | 6.4 | 1 |
| 126 | Chris Johnson | 11/11/12 | Mia | 23 | 5.5 | 1 | 108 | Earl Campbell | 12/02/79 | Cle | 22 | 4.9 | 1 |
| 125 | Chris Johnson | 09/26/10 | NYG | 32 | 3.9 | 2 | 108 | D'Onta Foreman | 12/19/21 | Pit | 22 | 4.9 | 0 |
| 125 | Eddie George | 10/01/00 | NYG | 35 | 3.6 | 1 | 108 | Rodney Thomas | 11/05/95 | Cle | 17 | 6.4 | 0 |
| 125 | Eddie George | 10/19/97 | Was | 31 | 4.0 | 2 | 107 | Earl Campbell | 11/11/79 | Oak | 32 | 3.3 | 1 |
| 125 | Chris Johnson | 11/27/08 | Det | 16 | 7.8 | 2 | 107 | Earl Campbell | 09/10/78 | KC | 22 | 4.9 | 2 |
| 125 | Lorenzo White | 11/26/90 | Buf | 18 | 6.9 | 1 | 107 | Earl Campbell | 11/13/83 | Det | 28 | 3.8 | 0 |
| 124 | Hoyle Granger | 11/26/67 | BPA | 22 | 5.6 | 1 | 107 | Eddie George | 10/18/98 | Cin | 25 | 4.3 | 0 |
| 123 | Earl Campbell | 09/04/83 | GB | 27 | 4.6 | 3 | 107 | Hoyle Granger | 12/16/67 | SD | 27 | 4.0 | 1 |
| 123 | Ronnie Coleman | 09/15/74 | SD | 21 | 5.9 | 0 | 107 | Don Hardeman | 09/28/75 | SD | 27 | 4.0 | 1 |
| 123 | Eddie George | 11/14/99 | Cin | 29 | 4.2 | 2 | 107 | Travis Henry | 11/12/06 | Bal | 27 | 4.0 | 1 |
| 123 | Travis Henry | 10/08/06 | Ind | 19 | 6.5 | 0 | 107 | Roy Hopkins | 10/26/69 | Den | 14 | 7.6 | 2 |
| 123 | DeMarco Murray | 10/27/16 | Jax | 21 | 5.9 | 1 | 107 | DeMarco Murray | 10/23/16 | Ind | 25 | 4.3 | 1 |
| 123 | DeMarco Murray | 11/13/16 | GB | 17 | 7.2 | 1 | 107 | Dave Smith | 10/30/60 | Buf | 12 | 8.9 | 0 |
| 122 | Earl Campbell | 09/06/81 | LAN | 27 | 4.5 | 0 | 107 | Charley Tolar | 12/15/62 | NYT | 29 | 3.7 | 1 |
| 122 | Earl Campbell | 11/26/78 | Cin | 27 | 4.5 | 0 | 106 | Earl Campbell | 09/15/80 | Cle | 18 | 5.9 | 0 |
| 122 | Eddie George | 11/09/97 | NYG | 32 | 3.8 | 1 | 106 | Eddie George | 10/27/02 | Cin | 21 | 5.0 | 0 |
| 122 | Derrick Henry | 10/01/23 | Cin | 22 | 5.5 | 1 | 106 | Eddie George | 09/07/97 | Mia | 23 | 4.6 | 1 |
| 122 | Mike Rozier | 11/29/87 | Ind | 26 | 4.7 | 0 | 106 | Eddie George | 10/12/97 | Cin | 30 | 3.5 | 0 |
| 122 | Chris Johnson | 12/17/12 | NYJ | 21 | 5.8 | 1 | 106 | LenDale White | 11/27/08 | Det | 23 | 4.6 | 2 |
| 121 | Eddie George | 10/11/98 | Bal | 30 | 4.0 | 0 | 105 | Earl Campbell | 10/15/78 | Buf | 19 | 5.5 | 0 |

TOP PERFORMANCES: 100-YARD RUSHING GAMES

| Yards | Player | Date | Opp | Att | Avg | TD | Yards | Player | Date | Opp | Att | Avg | TD |
|-------|----------------------|----------|-----|-----|------|----|-------|----------------------|----------|-----|-----|-----|----|
| 105 | Billy Cannon | 11/06/60 | Den | 16 | 6.6 | 0 | 101 | Woody Campbell | 11/12/67 | Den | 16 | 6.3 | 1 |
| 105 | Charley Tolar | 11/11/62 | Oak | 28 | 3.8 | 1 | 101 | Ronnie Coleman | 11/27/77 | KC | 15 | 6.7 | 0 |
| 104 | Chris Brown | 12/05/04 | Ind | 19 | 5.5 | 0 | 101 | Eddie George | 12/03/00 | Phi | 32 | 3.2 | 0 |
| 104 | Earl Campbell | 10/08/78 | Oak | 25 | 4.2 | 0 | 101 | Eddie George | 12/16/02 | NE | 31 | 3.3 | 0 |
| 104 | Hoyle Granger | 11/09/69 | Cin | 15 | 6.9 | 0 | 101 | Hoyle Granger | 09/09/67 | KC | 13 | 7.8 | 1 |
| 104 | Hoyle Granger | 12/15/68 | BPA | 18 | 5.8 | 2 | 101 | Derrick Henry | 10/29/23 | Atl | 22 | 4.6 | 0 |
| 104 | Derrick Henry | 12/18/22 | LAC | 21 | 5.0 | 1 | 101 | Chris Johnson | 10/02/11 | Cle | 23 | 4.4 | 0 |
| 104 | Chris Johnson | 12/20/09 | Mia | 29 | 3.6 | 0 | 101 | Allen Pinkett | 09/08/91 | Cin | 21 | 4.8 | 1 |
| 104 | Dave Smith | 09/11/60 | Oak | 19 | 5.5 | 1 | 101 | Charley Tolar | 09/09/61 | Oak | 18 | 5.6 | 1 |
| 104 | Rodney Thomas | 11/26/95 | Den | 13 | 8.0 | 1 | 101 | Butch Woolfolk | 11/03/85 | KC | 14 | 7.2 | 1 |
| 104 | LenDale White | 10/21/07 | Hou | 27 | 3.9 | 1 | 100 | Chris Brown | 09/11/04 | Mia | 16 | 6.3 | 0 |
| 103 | Derrick Henry | 11/12/20 | Ind | 19 | 5.4 | 0 | 100 | Gary Brown | 12/19/93 | Pit | 20 | 5.0 | 0 |
| 103 | Derrick Henry | 12/08/19 | Oak | 18 | 5.7 | 2 | 100 | Eddie George | 09/21/03 | NO | 29 | 3.4 | 1 |
| 103 | Billy Cannon | 12/15/62 | NYT | 9 | 11.4 | 1 | 100 | Eddie George | 09/20/98 | NE | 23 | 4.3 | 0 |
| 103 | Mike Rozier | 12/27/87 | Cin | 20 | 5.2 | 0 | 100 | Derrick Henry | 09/29/19 | Atl | 27 | 3.7 | 0 |
| 103 | LenDale White | 12/23/07 | NYJ | 23 | 4.5 | 0 | 100 | Paul Robinson | 12/16/73 | Cin | 20 | 5.0 | 1 |
| 102 | Derrick Henry | 10/9/22 | Was | 28 | 3.6 | 2 | 100 | Mike Rozier | 09/04/88 | Ind | 25 | 4.0 | 1 |
| 102 | Earl Campbell | 10/29/78 | Cin | 18 | 5.7 | 0 | 100 | LenDale White | 11/04/07 | Car | 31 | 3.2 | 1 |
| 102 | Eddie George | 12/26/99 | Jac | 26 | 3.9 | 0 | 100 | Lorenzo White | 09/06/92 | Pit | 13 | 7.7 | 0 |
| 102 | Eddie George | 12/29/02 | Hou | 25 | 4.1 | 1 | | | | | | | |
| 102 | Travis Henry | 12/31/06 | NE | 21 | 4.9 | 0 | | | | | | | |
| 102 | Larry Moriarty | 12/09/84 | LAN | 24 | 4.3 | 1 | | | | | | | |
| 101 | Chris Brown | 09/26/04 | Jac | 23 | 4.4 | 1 | | | | | | | |
| 101 | Gary Brown | 09/03/95 | Jac | 29 | 3.5 | 0 | | | | | | | |
| 101 | Earl Campbell | 10/09/83 | Den | 19 | 5.3 | 1 | | | | | | | |

TOP PERFORMANCES: 300-YARD PASSING GAMES

| Yards | Player | Date | Opp | Att | Cmp | Pct | TD | Int | Rate | Yards | Player | Date | Opp | Att | Cmp | Pct | TD | Int | Rate |
|-------|-----------------------|----------|-----|-----|-----|------|----|-----|-------|-------|-----------------------|----------|-----|-----|-----|------|----|-----|-------|
| 527 | Warren Moon | 12/16/90 | KC | 45 | 27 | 60.0 | 3 | 0 | 123.1 | 350 | Matt Hasselbeck | 12/24/11 | Jac | 40 | 24 | 60.0 | 1 | 2 | 76.0 |
| 492 | Billy Volek | 12/19/04 | Oak | 60 | 40 | 66.7 | 4 | 1 | 107.1 | 348 | Archie Manning | 09/04/83 | GB | 34 | 22 | 64.7 | 1 | 2 | 83.9 |
| 464 | George Blanda | 10/29/61 | Buf | 32 | 18 | 56.3 | 4 | 4 | 101.0 | 347 | Ryan Tannehill | 09/19/21 | Sea | 40 | 27 | 67.5 | 0 | 0 | 94.5 |
| 457 | Jacky Lee | 10/13/61 | BPA | 41 | 27 | 65.9 | 2 | 2 | 99.3 | 345 | Zach Mettenberger | 11/23/14 | Phi | 39 | 20 | 51.3 | 2 | 1 | 88.1 |
| 432 | Warren Moon | 11/10/91 | Dal | 56 | 41 | 73.2 | 0 | 0 | 95.2 | 345 | Warren Moon | 11/05/89 | Det | 38 | 30 | 78.9 | 2 | 1 | 111.1 |
| 426 | Billy Volek | 12/13/04 | KC | 43 | 29 | 67.4 | 4 | 0 | 130.6 | 344 | Marcus Mariota | 09/30/18 | Phi | 43 | 30 | 69.8 | 2 | 1 | 99.4 |
| 423 | Warren Moon | 10/13/91 | NYJ | 50 | 35 | 70.0 | 2 | 2 | 92.3 | 343 | Steve McNair | 11/27/05 | SF | 41 | 23 | 56.1 | 3 | 1 | 97.9 |
| 421 | Steve McNair | 10/12/03 | Hou | 27 | 18 | 66.7 | 3 | 0 | 146.8 | 343 | Warren Moon | 11/04/90 | LAN | 43 | 26 | 60.5 | 1 | 2 | 74.1 |
| 418 | George Blanda | 11/19/61 | NYT | 32 | 20 | 62.5 | 7 | 1 | 132.8 | 342 | George Blanda | 12/22/63 | Oak | 32 | 20 | 62.5 | 5 | 2 | 112.2 |
| 414 | Warren Moon | 12/23/89 | Cle | 51 | 32 | 62.7 | 2 | 1 | 93.1 | 342 | Warren Moon | 10/25/92 | Cin | 40 | 27 | 67.5 | 2 | 1 | 100.2 |
| 413 | Pete Beathard | 09/09/68 | KC | 48 | 23 | 47.9 | 2 | 3 | 65.7 | 342 | Warren Moon | 12/05/93 | Atl | 42 | 24 | 57.1 | 1 | 0 | 91.6 |
| 402 | Ryan Fitzpatrick | 12/15/13 | Ari | 58 | 36 | 62.1 | 4 | 2 | 91.3 | 341 | Steve McNair | 09/12/99 | Cin | 32 | 21 | 65.6 | 3 | 1 | 119.4 |
| 399 | Warren Moon | 11/17/91 | Cle | 44 | 31 | 70.5 | 3 | 1 | 111.8 | 340 | Lynn Dickey | 11/04/73 | Bal | 32 | 22 | 68.8 | 3 | 2 | 108.9 |
| 398 | Steve McNair | 09/29/02 | Oak | 46 | 32 | 69.6 | 2 | 4 | 74.4 | 339 | Warren Moon | 12/15/85 | Cle | 48 | 22 | 45.8 | 2 | 2 | 66.2 |
| 398 | Warren Moon | 10/05/86 | Det | 38 | 21 | 55.3 | 1 | 3 | 67.7 | 338 | Pete Beathard | 11/16/69 | Den | 41 | 20 | 48.8 | 1 | 1 | 75.1 |
| 397 | Warren Moon | 09/09/90 | Atl | 52 | 31 | 59.6 | 4 | 2 | 93.2 | 338 | Cody Carlson | 11/26/92 | Det | 33 | 24 | 72.7 | 1 | 2 | 90.2 |
| 393 | George Blanda | 11/01/64 | Buf | 68 | 37 | 54.4 | 1 | 3 | 58.0 | 338 | Warren Moon | 09/24/89 | Buf | 42 | 28 | 66.7 | 1 | 2 | 79.3 |
| 391 | Ryan Tannehill | 12/08/19 | Oak | 27 | 21 | 77.8 | 3 | 1 | 140.4 | 334 | Steve McNair | 11/25/01 | Pit | 37 | 23 | 62.2 | 2 | 2 | 87.0 |
| 389 | Ryan Tannehill | 12/06/20 | Cle | 45 | 29 | 64.4 | 3 | 1 | 104.8 | 334 | Steve McNair | 12/01/02 | NYG | 43 | 30 | 69.8 | 3 | 0 | 115.8 |
| 388 | Ken Stabler | 11/23/80 | NYJ | 51 | 33 | 64.7 | 4 | 4 | 81.2 | 334 | Warren Moon | 10/06/91 | Den | 31 | 19 | 61.3 | 2 | 1 | 106.1 |
| 387 | Vince Young | 11/29/09 | Ari | 43 | 27 | 62.8 | 1 | 0 | 99.7 | 334 | Billy Volek | 11/14/04 | Chi | 44 | 27 | 61.4 | 2 | 1 | 90.5 |
| 386 | George Blanda | 09/16/62 | BPA | 36 | 20 | 55.6 | 3 | 4 | 81.3 | 333 | Ryan Tannehill | 11/17/22 | GB | 27 | 22 | 81.5 | 2 | 1 | 127.3 |
| 381 | Warren Moon | 10/28/90 | NYJ | 43 | 30 | 69.8 | 1 | 0 | 104.9 | 331 | Jacky Lee | 11/25/60 | BPA | 38 | 21 | 55.3 | 1 | 0 | 93.2 |
| 378 | Jake Locker | 09/23/12 | Det | 42 | 29 | 69.0 | 2 | 0 | 113.0 | 331 | Ryan Tannehill | 11/03/19 | Car | 39 | 27 | 69.2 | 1 | 2 | 82.3 |
| 377 | Gifford Nielsen | 12/20/81 | Pit | 37 | 24 | 64.9 | 3 | 2 | 103.1 | 330 | Cody Carlson | 12/13/92 | GB | 36 | 25 | 69.4 | 0 | 2 | 75.0 |
| 371 | Marcus Mariota | 11/08/15 | NO | 39 | 28 | 71.8 | 4 | 0 | 135.7 | 330 | Warren Moon | 12/08/85 | NYG | 47 | 26 | 55.3 | 2 | 2 | 73.9 |
| 369 | Warren Moon | 10/14/90 | Cin | 33 | 21 | 63.6 | 5 | 1 | 128.7 | 330 | Warren Moon | 09/06/92 | Pit | 45 | 29 | 64.4 | 2 | 5 | 61.6 |
| 369 | Warren Moon | 11/07/93 | Sea | 55 | 36 | 65.5 | 2 | 2 | 81.6 | 329 | Dan Pastorini | 10/17/76 | SD | 39 | 25 | 64.1 | 3 | 1 | 105.6 |
| 367 | Marcus Mariota | 09/27/15 | Ind | 44 | 27 | 61.4 | 2 | 2 | 84.2 | 329 | Don Trull | 11/13/66 | BPA | 45 | 23 | 51.1 | 3 | 0 | 97.4 |
| 366 | George Blanda | 11/13/60 | LAC | 55 | 31 | 56.4 | 3 | 4 | 64.7 | 328 | George Blanda | 11/06/64 | BPA | 44 | 20 | 45.5 | 2 | 1 | 76.7 |
| 366 | Ryan Tannehill | 10/18/20 | Hou | 41 | 30 | 73.2 | 4 | 1 | 122.6 | 327 | Warren Moon | 11/29/87 | Ind | 44 | 24 | 54.5 | 3 | 2 | 82.3 |
| 365 | Warren Moon | 09/09/84 | Ind | 43 | 23 | 53.5 | 0 | 0 | 82.0 | 326 | Jake Locker | 10/20/13 | SF | 41 | 25 | 61.0 | 2 | 1 | 92.1 |
| 364 | Warren Moon | 12/22/85 | Ind | 40 | 22 | 55.0 | 2 | 2 | 81.7 | 324 | Warren Moon | 11/24/91 | Pit | 48 | 24 | 50.0 | 2 | 5 | 46.2 |
| 361 | Warren Moon | 09/13/92 | Ind | 39 | 29 | 74.4 | 2 | 0 | 119.7 | 323 | Ryan Tannehill | 11/21/21 | Hou | 52 | 35 | 67.3 | 1 | 4 | 58.4 |
| 360 | Steve McNair | 10/05/03 | NE | 45 | 23 | 51.1 | 0 | 1 | 68.8 | 322 | Warren Moon | 11/18/90 | Cle | 32 | 24 | 75.0 | 5 | 0 | 146.1 |
| 358 | Matt Hasselbeck | 09/18/11 | Bal | 42 | 30 | 71.4 | 1 | 1 | 95.1 | 321 | Warren Moon | 10/18/92 | Den | 39 | 23 | 59.0 | 2 | 1 | 91.9 |
| 356 | Warren Moon | 10/21/84 | SF | 33 | 25 | 75.8 | 2 | 2 | 105.1 | 321 | Ryan Tannehill | 09/27/20 | Min | 37 | 23 | 62.2 | 0 | 1 | 78.8 |
| 355 | Warren Moon | 09/30/90 | SD | 46 | 27 | 58.7 | 2 | 1 | 88.6 | 320 | Ryan Fitzpatrick | 11/24/13 | Oak | 42 | 30 | 71.4 | 2 | 0 | 109.2 |
| 355 | Neil O'Donnell | 10/03/99 | SF | 40 | 20 | 50.0 | 2 | 1 | 87.0 | 317 | Warren Moon | 10/15/89 | Chi | 26 | 16 | 61.5 | 2 | 2 | 97.8 |
| 354 | Dan Pastorini | 10/20/74 | StL | 40 | 26 | 65.0 | 1 | 0 | 101.5 | 315 | Warren Moon | 09/08/91 | Cin | 37 | 22 | 59.5 | 1 | 1 | 84.9 |
| 352 | Chris Chandler | 09/24/95 | Cin | 26 | 23 | 88.5 | 4 | 0 | 158.3 | 315 | Jerry Rhome | 12/13/70 | Cin | 54 | 27 | 50.0 | 2 | 2 | 65.0 |
| 351 | George Blanda | 12/03/61 | SD | 33 | 20 | 60.6 | 4 | 1 | 123.9 | 314 | Pete Beathard | 10/20/69 | NYJ | 47 | 23 | 48.9 | 1 | 3 | 51.2 |
| 350 | George Blanda | 12/17/61 | Oak | 31 | 18 | 58.1 | 4 | 2 | 110.2 | 313 | Marcus Mariota | 11/06/16 | SD | 43 | 27 | 62.8 | 3 | 2 | 88.6 |

TOP PERFORMANCES: 300-YARD PASSING GAMES

| Yards | Player | Date | Opp | Att | Cmp | Pct | TD | Int | Rate | Yards | Player | Date | Opp | Att | Cmp | Pct | TD | Int | Rate |
|-------|-----------------------|----------|-----|-----|-----|------|----|-----|-------|-------|----------------|----------|-----|-----|-----|------|----|-----|-------|
| 312 | George Blanda | 10/25/64 | SD | 37 | 22 | 59.5 | 1 | 2 | 73.3 | 304 | Warren Moon | 10/26/86 | LAA | 46 | 18 | 39.1 | 0 | 4 | 26.0 |
| 312 | Ryan Tannehill | 10/20/19 | LAC | 29 | 23 | 79.3 | 2 | 1 | 120.1 | 303 | George Blanda | 09/25/66 | Buf | 54 | 23 | 42.6 | 2 | 5 | 34.7 |
| 311 | Matt Hasselbeck | 09/25/11 | Den | 36 | 27 | 75.0 | 2 | 0 | 119.1 | 303 | Marcus Mariota | 11/26/18 | Hou | 23 | 22 | 95.7 | 2 | 0 | 147.7 |
| 310 | Steve McNair | 12/18/05 | Sea | 38 | 23 | 60.5 | 2 | 0 | 104.1 | 303 | Warren Moon | 12/02/84 | Pit | 45 | 27 | 60.0 | 1 | 3 | 59.8 |
| 310 | Warren Moon | 11/09/86 | Cin | 44 | 25 | 56.8 | 1 | 0 | 86.4 | 302 | Steve McNair | 12/09/01 | Min | 33 | 25 | 75.8 | 2 | 0 | 123.5 |
| 310 | Warren Moon | 09/26/93 | LAN | 42 | 19 | 45.2 | 1 | 2 | 58.6 | 300 | George Blanda | 10/02/66 | Den | 37 | 15 | 40.5 | 5 | 2 | 86.7 |
| 310 | Warren Moon | 09/13/87 | LAN | 43 | 21 | 48.8 | 2 | 2 | 68.9 | 300 | Archie Manning | 09/18/83 | Pit | 35 | 16 | 45.7 | 1 | 4 | 45.8 |
| 310 | Neil O'Donnell | 09/19/99 | Cle | 40 | 31 | 77.5 | 1 | 0 | 107.3 | 300 | Warren Moon | 11/26/90 | Buf | 22 | 16 | 72.7 | 2 | 0 | 145.1 |
| 309 | Jake Locker | 12/02/12 | Hou | 45 | 21 | 46.7 | 1 | 3 | 49.2 | 300 | Kerry Collins | 01/02/11 | Ind | 39 | 28 | 71.8 | 2 | 0 | 111.1 |
| 308 | George Blanda | 09/22/63 | NYJ | 37 | 25 | 67.6 | 1 | 2 | 79.6 | | | | | | | | | | |
| 308 | George Blanda | 11/07/65 | Oak | 60 | 27 | 45.0 | 2 | 3 | 51.3 | | | | | | | | | | |
| 308 | Steve McNair | 12/08/96 | Jac | 37 | 24 | 64.9 | 1 | 1 | 88.6 | | | | | | | | | | |
| 308 | Warren Moon | 09/23/90 | Ind | 39 | 29 | 74.4 | 3 | 1 | 111.9 | | | | | | | | | | |
| 306 | Marcus Mariota | 11/16/17 | Pit | 33 | 22 | 66.7 | 1 | 4 | 66.8 | | | | | | | | | | |
| 306 | Marcus Mariota | 10/16/17 | Ind | 32 | 23 | 71.9 | 1 | 1 | 99.2 | | | | | | | | | | |
| 306 | Warren Moon | 12/16/84 | Cle | 31 | 19 | 61.3 | 0 | 0 | 94.3 | | | | | | | | | | |
| 305 | Vince Young | 11/19/07 | Den | 41 | 26 | 63.4 | 1 | 2 | 73.7 | | | | | | | | | | |
| 304 | George Blanda | 10/24/65 | KC | 33 | 19 | 57.6 | 5 | 0 | 128.0 | | | | | | | | | | |
| 304 | Marcus Mariota | 09/19/19 | Jax | 40 | 23 | 57.5 | 0 | 0 | 81.7 | | | | | | | | | | |

TOP PERFORMANCES: 100-YARD RECEIVING GAMES

| Yards | Player | Date | Opp | Rec | Avg | TD | Yards | Player | Date | Opp | Rec | Avg | TD |
|-------|------------------|----------|-----|-----|------|----|------------|------------------------|-----------------|------------|----------|-------------|----------|
| 272 | Charlie Hennigan | 10/13/61 | BPA | 13 | 20.9 | 1 | 148 | Drew Bennett | 11/14/04 | Chi | 6 | 24.7 | 1 |
| 245 | Haywood Jeffires | 12/16/90 | KC | 9 | 27.2 | 1 | 148 | Drew Hill | 10/30/88 | Was | 9 | 16.4 | 3 |
| 233 | Drew Bennett | 12/13/04 | KC | 12 | 19.4 | 3 | 147 | Justin Gage | 11/16/08 | Jac | 4 | 36.8 | 2 |
| 232 | Charlie Hennigan | 10/29/61 | Buf | 9 | 25.8 | 2 | 147 | Chris Sanders | 11/26/95 | Den | 5 | 29.4 | 2 |
| 225 | Kenny Britt | 10/24/10 | Phi | 7 | 32.1 | 3 | 147 | Tim Smith | 09/25/83 | Buf | 11 | 13.4 | 0 |
| 214 | Charlie Hennigan | 12/03/61 | SD | 10 | 21.4 | 3 | 145 | A.J. Brown | 12/23/21 | SF | 11 | 13.2 | 1 |
| 210 | Drew Hill | 12/22/85 | Ind | 9 | 23.3 | 2 | 145 | Ken Burrough | 11/03/74 | NYJ | 7 | 20.7 | 0 |
| 202 | Charlie Hennigan | 09/16/62 | BPA | 8 | 25.3 | 2 | 145 | Charlie Hennigan | 09/09/62 | Buf | 10 | 14.5 | 2 |
| 197 | Tim Smith | 09/04/83 | GB | 8 | 24.6 | 1 | 145 | Charlie Hennigan | 10/25/64 | SD | 8 | 18.1 | 2 |
| 188 | Charlie Hennigan | 09/27/64 | Den | 11 | 17.1 | 0 | 144 | Drew Hill | 11/17/91 | Cle | 11 | 13.1 | 2 |
| 186 | Charlie Hennigan | 09/22/63 | NYJ | 9 | 20.7 | 1 | 143 | Kenny Britt | 12/09/12 | Ind | 8 | 17.9 | 0 |
| 186 | Haywood Jeffires | 10/13/91 | NYJ | 13 | 14.3 | 0 | 143 | Charley Frazier | 11/06/64 | BPA | 9 | 15.9 | 1 |
| 186 | Derrick Mason | 01/06/02 | Cin | 9 | 20.7 | 2 | 143 | Charlie Joiner | 12/13/70 | Cin | 6 | 23.8 | 2 |
| 185 | Drew Hill | 11/09/86 | Cin | 10 | 18.5 | 0 | 143 | Yancey Thigpen | 10/03/99 | SF | 6 | 23.8 | 1 |
| 182 | Corey Davis | 12/06/20 | Cle | 11 | 16.5 | 1 | 142 | Delanie Walker | 09/14/14 | Dal | 10 | 14.2 | 1 |
| 182 | Charley Frazier | 09/19/65 | BPA | 6 | 30.3 | 2 | 141 | Drew Hill | 12/23/89 | Cle | 10 | 14.1 | 2 |
| 182 | Bill Groman | 11/20/60 | Den | 3 | 60.7 | 2 | 140 | Bill Groman | 10/16/60 | DLT | 10 | 14.0 | 1 |
| 181 | Charlie Hennigan | 11/29/64 | BPA | 12 | 15.1 | 0 | 140 | DeAndre Hopkins | 10/08/23 | Ind | 8 | 17.5 | 0 |
| 180 | Ken Burrough | 11/06/77 | Chi | 6 | 30.0 | 2 | 139 | Dave Casper (TE) | 12/20/81 | Pit | 6 | 23.2 | 3 |
| 179 | Mike Montgomery | 10/20/74 | StL | 9 | 19.9 | 1 | 139 | Willard Dewveall (TE) | 11/25/62 | SD | 3 | 46.3 | 2 |
| 177 | Ken Burrough | 11/02/75 | KC | 7 | 25.3 | 2 | 139 | Drew Hill | 11/13/88 | Sea | 8 | 17.4 | 1 |
| 177 | Derrick Mason | 10/12/03 | Hou | 6 | 29.5 | 3 | 139 | Haywood Jeffires | 11/28/93 | Pit | 7 | 19.9 | 1 |
| 171 | Bill Groman | 11/25/60 | BPA | 9 | 19.0 | 1 | 138 | Charlie Hennigan | 10/17/64 | NYJ | 8 | 17.3 | 1 |
| 169 | Jared Cook (TE) | 12/24/11 | Jac | 8 | 21.1 | 1 | 138 | Drew Hill | 10/26/86 | LAA | 7 | 19.7 | 0 |
| 167 | Tim Smith | 12/16/84 | Cle | 7 | 23.9 | 0 | 138 | Billy Johnson | 12/18/77 | Cin | 6 | 23.0 | 1 |
| 162 | Kevin Dyson | 09/12/99 | Cin | 9 | 18.0 | 2 | 137 | Willard Dewveall (TE) | 12/22/63 | Oak | 7 | 19.6 | 2 |
| 161 | Corey Davis | 09/30/18 | Phi | 9 | 17.9 | 1 | 137 | Derrick Mason | 12/14/03 | Buf | 9 | 15.2 | 0 |
| 160 | Drew Bennett | 12/19/04 | Oak | 13 | 12.3 | 2 | 136 | Kenny Britt | 09/11/11 | Jax | 5 | 27.2 | 2 |
| 160 | Charlie Hennigan | 11/01/64 | Buf | 12 | 13.3 | 0 | 136 | Ken Burrough | 10/17/76 | SD | 5 | 27.2 | 2 |
| 159 | Tim Smith | 09/16/84 | SD | 5 | 31.8 | 1 | 135 | A.J. Brown | 11/24/19 | Jax | 4 | 33.8 | 1 |
| 158 | Charley Frazier | 11/13/66 | BPA | 6 | 26.3 | 2 | 135 | Kenny Britt | 09/18/11 | Bal | 9 | 15.0 | 1 |
| 156 | Ernest Givins | 11/16/86 | Pit | 8 | 19.5 | 1 | 135 | Webster Slaughter | 11/07/93 | Sea | 9 | 15.0 | 1 |
| 155 | A.J. Brown | 10/31/21 | Ind | 10 | 15.5 | 1 | 134 | Bill Groman | 11/05/61 | Den | 3 | 44.7 | 2 |
| 155 | Delanie Walker | 11/23/14 | Phi | 5 | 31.0 | 0 | 134 | Drew Hill | 11/29/87 | Ind | 7 | 19.1 | 2 |
| 155 | Ernest Givins | 10/05/86 | Det | 5 | 31.0 | 0 | 133 | A.J. Brown | 10/24/21 | KC | 8 | 16.6 | 1 |
| 155 | Bill Groman | 11/06/60 | Den | 7 | 22.1 | 2 | 133 | Curtis Duncan | 10/18/92 | Den | 5 | 26.6 | 0 |
| 154 | Charley Frazier | 10/02/66 | Den | 5 | 30.8 | 3 | 133 | Charlie Hennigan | 09/14/63 | Den | 4 | 33.3 | 0 |
| 153 | A.J. Brown | 10/25/20 | Pit | 6 | 25.5 | 1 | 133 | Derrick Mason | 12/01/03 | NYJ | 11 | 12.1 | 1 |
| 153 | A.J. Brown | 12/08/19 | Oak | 5 | 30.6 | 2 | 132 | Drew Hill | 10/27/85 | StL | 6 | 22.0 | 1 |
| 152 | Bill Groman | 11/19/61 | NYT | 5 | 30.4 | 3 | 132 | Alvin Reed (TE) | 10/27/68 | Buf | 4 | 33.0 | 2 |
| 151 | A.J. Brown | 01/03/21 | Hou | 10 | 15.1 | 1 | 132 | Kendall Wright | 11/30/14 | Hou | 7 | 18.9 | 1 |
| 151 | Ernest Givins | 10/06/91 | Den | 5 | 30.2 | 0 | 131 | Sid Blanks (RB) | 09/12/64 | SD | 13 | 10.1 | 0 |
| 150 | Dave Casper (TE) | 11/30/80 | Cle | 7 | 21.4 | 1 | 131 | Nate Washington | 09/22/13 | SD | 8 | 16.4 | 0 |
| 150 | Bill Groman | 12/18/60 | BPA | 7 | 21.4 | 0 | 130 | Curtis Duncan | 11/18/90 | Cle | 7 | 18.6 | 1 |
| 150 | Jerry LeVias | 11/16/69 | Den | 7 | 21.4 | 1 | 130 | Charlie Hennigan | 10/17/65 | Den | 7 | 18.6 | 0 |
| 150 | Tim Smith | 12/11/83 | Cle | 7 | 21.4 | 2 | 130 | Butch Woolfolk (RB) | 12/01/85 | Cin | 9 | 14.4 | 1 |
| 150 | Kendall Wright | 12/15/13 | Ari | 12 | 12.5 | 0 | 130 | Nate Washington | 12/11/11 | NO | 6 | 21.7 | 1 |

TOP PERFORMANCES: 100-YARD RECEIVING GAMES

| Yards | Player | Date | Opp | Rec | Avg | TD | Yards | Player | Date | Opp | Rec | Avg | TD |
|------------|------------------------------|-----------------|------------|----------|-------------|----------|-------|------------------------------|----------|-----|-----|------|----|
| 129 | Ken Burrough | 12/21/75 | Cle | 5 | 25.8 | 1 | 114 | Rishard Matthews | 01/01/17 | Hou | 9 | 12.7 | 1 |
| 129 | Mac Haik | 12/07/68 | Buf | 6 | 21.5 | 1 | 114 | Rishard Matthews | 11/16/17 | Pit | 5 | 22.6 | 1 |
| 129 | Drew Hill | 12/01/85 | Cin | 7 | 18.4 | 0 | 114 | Bob McLeod (TE) | 12/09/62 | Oak | 5 | 22.8 | 1 |
| 129 | Drew Hill | 10/27/91 | Cin | 6 | 21.5 | 1 | 113 | Drew Bennett | 12/10/06 | Hou | 6 | 18.8 | 0 |
| 128 | Kenny Britt | 12/19/10 | Hou | 6 | 21.3 | 0 | 113 | Corey Davis | 11/22/20 | Bal | 5 | 22.6 | 0 |
| 128 | Kenny Britt | 11/29/09 | Ari | 7 | 18.3 | 1 | 113 | Anthony Firkser (TE) | 10/18/20 | Hou | 8 | 14.1 | 1 |
| 128 | Corey Davis | 11/01/20 | Cin | 8 | 16.0 | 1 | 113 | Dorial Green-Beckham | 12/20/15 | NE | 6 | 18.8 | 0 |
| 128 | Charley Frazier | 09/25/66 | Buf | 6 | 21.3 | 1 | 113 | Charlie Hennigan | 09/09/61 | Oak | 4 | 28.3 | 1 |
| 128 | Ernest Givins | 10/08/89 | NE | 5 | 25.6 | 0 | 113 | Charlie Hennigan | 11/25/60 | BPA | 7 | 16.1 | 0 |
| 128 | Drew Hill | 10/15/89 | Chi | 5 | 25.6 | 1 | 113 | Drew Hill | 11/24/88 | Dal | 9 | 12.6 | 1 |
| 128 | Mike Holston | 12/20/81 | Pit | 5 | 25.6 | 0 | 112 | A.J. Brown | 12/13/20 | Jax | 7 | 16.0 | 1 |
| 128 | DeAndre Hopkins | 10/29/23 | Atl | 4 | 32.0 | 3 | 112 | Ken Burrough | 12/14/75 | Oak | 4 | 28.0 | 2 |
| 128 | Julio Jones | 09/19/21 | Sea | 6 | 21.3 | 0 | 112 | Pat Coleman | 09/25/94 | Cin | 4 | 28.0 | 0 |
| 127 | Billy Parks | 11/04/73 | Bal | 5 | 25.4 | 1 | 112 | Kevin Dyson | 11/25/01 | Pit | 4 | 28.0 | 1 |
| 127 | Chris Sanders | 12/08/96 | Jac | 7 | 18.1 | 0 | 112 | John White (TE) | 09/24/61 | SD | 6 | 18.7 | 1 |
| 126 | Ernest Givins | 11/22/87 | Cle | 3 | 42.0 | 1 | 112 | Nate Washington | 09/23/12 | Det | 3 | 37.3 | 1 |
| 125 | Corey Davis | 11/11/18 | NE | 7 | 17.9 | 1 | 111 | Treyton Burks | 11/17/22 | GB | 7 | 15.9 | 0 |
| 125 | Tim Smith | 12/15/85 | Cle | 7 | 17.9 | 1 | 111 | Ken Burrough | 10/26/75 | Det | 3 | 37.0 | 1 |
| 124 | Drew Bennett | 12/05/04 | Ind | 3 | 41.3 | 3 | 111 | Charlie Hennigan | 11/22/64 | KC | 8 | 13.9 | 2 |
| 124 | A.J. Brown | 12/29/19 | Hou | 4 | 31.0 | 1 | 110 | Corey Davis | 12/20/20 | Det | 4 | 27.5 | 1 |
| 124 | Delanie Walker | 11/13/16 | GB | 9 | 13.8 | 1 | 110 | Kevin Dyson | 12/02/01 | Cle | 6 | 18.3 | 0 |
| 124 | Oliver Williams | 10/18/87 | NE | 9 | 13.8 | 1 | 110 | Charlie Hennigan | 11/13/60 | LAC | 8 | 13.8 | 0 |
| 124 | Roydell Williams | 10/21/07 | Hou | 5 | 24.8 | 0 | 110 | Jerry LeVias | 12/06/69 | NYJ | 9 | 12.2 | 1 |
| 124 | Butch Woolfolk (RB) | 10/06/85 | Den | 8 | 15.5 | 1 | 110 | Webster Slaughter | 09/18/94 | Buf | 4 | 27.5 | 0 |
| 123 | Ken Burrough | 11/18/79 | Cin | 6 | 20.5 | 0 | 109 | Drew Bennett | 10/03/04 | SD | 9 | 12.1 | 0 |
| 123 | Bill Groman | 10/22/61 | DLT | 4 | 30.8 | 2 | 109 | Ken Burrough | 11/11/79 | Oak | 3 | 36.3 | 2 |
| 123 | Charlie Hennigan | 12/17/61 | Oak | 5 | 24.6 | 0 | 109 | Eddie George (RB) | 11/26/00 | Jac | 7 | 15.6 | 0 |
| 123 | Charlie Hennigan | 11/19/61 | NYT | 8 | 15.4 | 1 | 109 | Ernest Givins | 09/09/90 | Atl | 4 | 27.3 | 2 |
| 123 | Charlie Hennigan | 09/28/63 | Buf | 8 | 15.4 | 3 | 109 | Bill Groman | 10/13/61 | BPA | 5 | 21.8 | 1 |
| 123 | Drew Hill | 09/23/90 | Ind | 10 | 12.3 | 0 | 109 | Charlie Hennigan | 09/24/61 | SD | 6 | 18.2 | 0 |
| 123 | Webster Slaughter | 12/24/94 | NYJ | 8 | 15.4 | 0 | 109 | Charlie Hennigan | 10/08/61 | Buf | 4 | 27.3 | 0 |
| 122 | Ken Burrough | 12/19/71 | SD | 4 | 30.5 | 1 | 109 | Drew Hill | 12/20/87 | Pit | 4 | 27.3 | 2 |
| 122 | Billy Cannon (RB) | 11/19/61 | NYT | 7 | 17.4 | 3 | 109 | Drew Hill | 12/27/87 | Cin | 6 | 18.2 | 0 |
| 122 | Charlie Hennigan | 12/08/63 | BPA | 9 | 13.6 | 2 | 109 | Justin Hunter | 11/24/13 | Oak | 6 | 18.2 | 1 |
| 122 | Haywood Jeffires | 11/24/91 | Pit | 8 | 15.3 | 1 | 109 | Derrick Mason | 09/08/02 | Phi | 7 | 15.6 | 0 |
| 122 | Jerry LeVias | 10/26/69 | Den | 4 | 30.5 | 1 | 109 | Delanie Walker | 11/19/15 | Jac | 8 | 13.6 | 0 |
| 122 | Derrick Mason | 12/02/01 | Cle | 3 | 40.7 | 2 | 108 | Willard Dewweall (TE) | 12/17/61 | Oak | 3 | 36.0 | 2 |
| 122 | Rishard Matthews | 11/20/16 | Ind | 9 | 13.6 | 0 | 108 | Ernest Givins | 09/11/88 | LAA | 9 | 12.0 | 1 |
| 122 | Alvin Reed (TE) | 09/29/68 | Oak | 8 | 15.3 | 0 | 108 | Ernest Givins | 12/14/86 | Min | 6 | 18.0 | 1 |
| 121 | Derrick Mason | 12/19/04 | Oak | 9 | 13.4 | 1 | 108 | Ronnie Harmon (RB) | 11/10/96 | NO | 7 | 15.4 | 1 |
| 120 | Dave Casper (TE) | 12/21/80 | Min | 7 | 17.1 | 1 | 108 | Charlie Hennigan | 10/22/61 | DLT | 4 | 27.0 | 1 |
| 120 | Tim Smith | 12/08/85 | NYG | 7 | 17.1 | 1 | 108 | Webster Slaughter | 12/05/93 | Atl | 8 | 13.5 | 1 |
| 120 | Butch Woolfolk (RB) | 09/08/85 | Mia | 3 | 40.0 | 1 | 108 | Tim Smith | 12/02/84 | Pit | 7 | 15.4 | 0 |
| 119 | Charley Frazier | 11/20/66 | Buf | 4 | 29.8 | 1 | 107 | Ken Burrough | 10/10/76 | Den | 5 | 21.4 | 0 |
| 119 | Ernest Givins | 12/18/88 | Cle | 6 | 19.8 | 0 | 107 | Billy Cannon (RB) | 12/02/62 | Den | 5 | 21.4 | 2 |
| 119 | Dorial Green-Beckham | 12/06/15 | Jax | 5 | 23.8 | 1 | 107 | Ernest Givins | 09/26/93 | LAN | 3 | 35.7 | 1 |
| 119 | Charlie Hennigan | 09/19/64 | Oak | 7 | 17.0 | 1 | 107 | Drew Hill | 11/15/87 | Pit | 4 | 26.8 | 1 |
| 119 | Alvin Reed (TE) | 10/20/69 | NYJ | 7 | 17.0 | 0 | 107 | Derrick Mason | 12/16/01 | GB | 8 | 13.4 | 1 |
| 119 | Nick Westbrook-Ikhine | 11/13/22 | Den | 5 | 23.8 | 2 | 107 | Alvin Reed (TE) | 09/09/68 | KC | 4 | 26.8 | 0 |
| 118 | Ernest Givins | 11/20/88 | Pho | 5 | 23.6 | 2 | 107 | Tim Smith | 11/11/84 | KC | 8 | 13.4 | 0 |
| 118 | Derrick Mason | 09/15/02 | Dal | 7 | 16.9 | 0 | 107 | Nick Westbrook-Ikhine | 11/21/21 | Hou | 7 | 15.3 | 0 |
| 118 | Kalif Raymond | 09/27/20 | Min | 3 | 39.3 | 0 | 107 | Damian Williams | 11/13/11 | Car | 5 | 21.4 | 1 |
| 117 | Ken Burrough | 11/04/73 | Bal | 7 | 16.7 | 0 | 106 | Drew Bennett | 09/10/06 | NYJ | 8 | 13.3 | 0 |
| 117 | Ernest Givins | 09/13/87 | LAN | 6 | 19.5 | 1 | 106 | Ken Burrough | 12/03/72 | Atl | 4 | 26.5 | 0 |
| 117 | Bill Groman | 11/12/61 | BPA | 6 | 19.5 | 1 | 106 | Charley Frazier | 10/20/63 | Buf | 3 | 35.3 | 1 |
| 117 | Haywood Jeffires | 09/06/92 | Pit | 7 | 16.7 | 0 | 106 | Bill Groman | 10/09/60 | NYT | 6 | 17.7 | 0 |
| 117 | Nate Washington | 12/22/13 | Jac | 6 | 19.5 | 1 | 106 | Gary Wellman | 01/02/94 | NYJ | 8 | 13.3 | 0 |
| 117 | Nate Washington | 11/21/10 | Was | 5 | 23.4 | 0 | 106 | Lorenzo White (RB) | 09/13/92 | Ind | 4 | 26.5 | 1 |
| 117 | Nate Washington | 10/31/10 | SD | 4 | 29.3 | 1 | 105 | Mike Barber (TE) | 11/10/80 | NE | 3 | 35.0 | 1 |
| 116 | Derrick Mason | 12/01/02 | NYG | 12 | 9.7 | 1 | 105 | Drew Bennett | 09/21/03 | NO | 8 | 13.1 | 1 |
| 116 | Ben Troupe (TE) | 12/18/05 | Sea | 6 | 19.3 | 0 | 105 | Kenny Britt | 10/04/09 | Jac | 7 | 15.0 | 0 |
| 115 | Drew Bennett | 11/12/06 | Bal | 6 | 19.2 | 0 | 105 | Chris Brown (RB) | 11/27/05 | SF | 3 | 35.0 | 1 |
| 115 | Bill Groman | 09/11/60 | Oak | 6 | 19.2 | 1 | 105 | Rishard Matthews | 12/18/16 | KC | 4 | 26.3 | 0 |
| 115 | Nate Washington | 11/20/11 | Atl | 9 | 12.8 | 2 | 105 | Carl Pickens | 09/24/00 | Pit | 2 | 52.5 | 0 |
| 114 | Jim Beirne | 11/09/69 | Cin | 6 | 19.0 | 2 | 105 | Bo Scaife (TE) | 09/07/08 | Jac | 6 | 17.5 | 0 |
| 114 | A.J. Brown | 12/15/19 | Hou | 8 | 14.3 | 1 | 105 | Nate Washington | 09/29/13 | NYJ | 4 | 26.3 | 2 |
| 114 | Billy Cannon (RB) | 12/10/61 | NYT | 5 | 22.8 | 2 | 105 | Lorenzo White (RB) | 12/20/92 | Cle | 6 | 17.5 | 0 |
| 114 | Drew Hill | 12/21/86 | Buf | 5 | 22.8 | 0 | 104 | Kevin Dyson | 09/10/00 | KC | 6 | 17.3 | 1 |
| 114 | Justin Hunter | 12/08/13 | Den | 4 | 28.5 | 1 | 104 | Justin Gage | 12/30/07 | Ind | 7 | 14.9 | 0 |
| 114 | Derrick Mason | 11/25/01 | Pit | 7 | 16.3 | 0 | 104 | Justin Gage | 12/21/08 | Pit | 5 | 20.8 | 1 |

TOP PERFORMANCES: 100-YARD RECEIVING GAMES

| Yards | Player | Date | Opp | Rec | Avg | TD | Yards | Player | Date | Opp | Rec | Avg | TD |
|-------|---------------------|----------|-----|-----|------|----|-------|--------------------|----------|-----|-----|------|----|
| 104 | Ernest Givins | 10/16/88 | Pit | 5 | 20.8 | 1 | 101 | Charlie Hennigan | 09/07/63 | Oak | 7 | 14.4 | 1 |
| 104 | Leonard Harris | 10/11/87 | Cle | 6 | 17.3 | 0 | 101 | Drew Hill | 11/05/89 | Det | 9 | 11.2 | 1 |
| 104 | Charlie Hennigan | 11/15/64 | Oak | 6 | 17.3 | 0 | 101 | Drew Hill | 11/08/87 | SF | 4 | 25.3 | 0 |
| 104 | Billy Johnson | 11/28/76 | Atl | 5 | 20.8 | 1 | 101 | Mike Holston | 11/29/81 | Atl | 8 | 12.6 | 1 |
| 104 | Derrick Mason | 09/19/04 | Ind | 8 | 13.0 | 0 | 101 | Roy Hopkins (RB) | 11/08/70 | KC | 6 | 16.8 | 0 |
| 104 | Chris Sanders | 09/24/95 | Cin | 2 | 52.0 | 2 | 101 | Brandon Jones | 12/24/06 | Buf | 5 | 20.2 | 1 |
| 104 | Taywan Taylor | 12/02/18 | NYJ | 3 | 34.7 | 0 | 101 | Jerry LeVias | 11/29/70 | Den | 3 | 33.7 | 2 |
| 103 | Jim Beirne | 11/28/68 | KC | 4 | 25.8 | 1 | 101 | Jerry LeVias | 11/23/69 | Mia | 4 | 25.3 | 1 |
| 103 | Drew Hill | 12/08/85 | NYG | 6 | 17.2 | 0 | 101 | Chris Sanders | 10/18/98 | Cin | 3 | 33.7 | 0 |
| 103 | Haywood Jeffires | 09/11/94 | Dal | 6 | 17.2 | 0 | 101 | Tajaé Sharpe | 10/21/18 | LAC | 7 | 14.4 | 0 |
| 103 | Derrick Mason | 10/01/00 | NYG | 6 | 17.2 | 1 | 101 | Tim Smith | 10/21/84 | SF | 6 | 16.8 | 1 |
| 103 | Jared Cook (TE) | 12/18/11 | Ind | 9 | 11.4 | 0 | 101 | Kendall Wright | 09/13/15 | TB | 4 | 25.3 | 1 |
| 103 | Kendall Wright | 11/24/13 | Oak | 6 | 17.2 | 1 | 100 | Dave Casper (TE) | 11/28/82 | NE | 6 | 16.7 | 1 |
| 102 | Dave Casper (TE) | 12/19/82 | Phi | 5 | 20.4 | 1 | 100 | Curtis Duncan | 12/13/92 | GB | 6 | 16.7 | 0 |
| 102 | Willie Frazier (TE) | 11/06/64 | BPA | 2 | 51.0 | 1 | 100 | Charley Frazier | 09/03/66 | Den | 6 | 16.7 | 3 |
| 102 | Ernest Givins | 11/23/86 | Ind | 7 | 14.6 | 0 | 100 | A.J. Brown | 09/08/19 | Cle | 3 | 33.3 | 0 |
| 102 | Bill Groman | 10/23/60 | NYT | 5 | 20.4 | 3 | 100 | Ernest Givins | 10/25/92 | Cin | 8 | 12.5 | 1 |
| 102 | Drew Hill | 11/26/90 | Buf | 6 | 17.0 | 0 | 100 | Ernest Givins | 11/26/92 | Det | 4 | 25.0 | 0 |
| 102 | Drew Hill | 12/13/87 | NO | 4 | 25.5 | 0 | 100 | Bill Groman | 10/29/61 | Buf | 2 | 50.0 | 2 |
| 102 | Chris Sanders | 12/01/96 | NYJ | 3 | 34.0 | 1 | 100 | Drew Hill | 11/20/88 | Pho | 5 | 20.0 | 1 |
| 102 | Tim Smith | 09/09/84 | Ind | 6 | 17.0 | 0 | 100 | Chris Johnson (RB) | 11/15/09 | Buf | 9 | 11.1 | 0 |
| 102 | Yancey Thigpen | 09/27/98 | Jac | 6 | 17.0 | 2 | 100 | Marcus Johnson | 11/14/21 | NO | 5 | 20.0 | 0 |
| 102 | Nate Washington | 12/14/14 | NYJ | 6 | 17.0 | 0 | 100 | Charlie Joiner | 10/25/70 | SD | 5 | 20.0 | 1 |
| 101 | A.J. Brown | 11/08/20 | Chi | 4 | 25.3 | 1 | 100 | Chris Sanders | 12/19/99 | Atl | 5 | 20.0 | 1 |
| 101 | Corey Davis | 09/14/20 | Den | 7 | 14.4 | 0 | 100 | Chris Sanders | 12/14/97 | Bal | 7 | 14.3 | 0 |
| 101 | Ernest Givins | 10/14/90 | Cin | 6 | 16.8 | 1 | 100 | Chris Sanders | 10/13/96 | Atl | 4 | 25.0 | 1 |
| 101 | Bill Groman | 12/10/61 | NYT | 5 | 20.2 | 0 | 100 | Frank Wycheck (TE) | 10/21/01 | Det | 7 | 14.3 | 1 |
| 101 | Bill Groman | 12/11/60 | Buf | 3 | 33.7 | 1 | | | | | | | |
| 101 | Charlie Hennigan | 10/01/61 | DLT | 3 | 33.7 | 1 | | | | | | | |

CAREER 100-YARD RECEIVING GAMES

| No. | Player | W-L-T |
|-----|------------------------------|---------|
| 26 | Charlie Hennigan | 12-14-0 |
| 24 | Drew Hill | 15-9-0 |
| 18 | Ernest Givins | 7-11-0 |
| 14 | Ken Burrough | 12-2-0 |
| 13 | Derrick Mason | 7-6-0 |
| 12 | A.J. Brown | 10-2-0 |
| 10 | Tim Smith | 3-7-0 |
| 9 | Drew Bennett | 3-6-0 |
| 9 | Nate Washington | 4-5-0 |
| 8 | Charles Frazier | 3-5-0 |
| 8 | Bill Groman | 8-0-0 |
| 8 | Chris Sanders | 6-2-0 |
| 7 | Kenny Britt | 4-3-0 |
| 7 | Corey Davis | 5-2-0 |
| 6 | Haywood Jeffires | 3-3-0 |
| 5 | Jerry LeVias | 3-1-1 |
| 5 | Kendall Wright | 3-2-0 |
| 4 | Kevin Dyson | 3-1-0 |
| 4 | Rishard Matthews | 2-2-0 |
| 4 | Alvin Reed | 1-3-0 |
| 4 | Webster Slaughter | 2-2-0 |
| 4 | Delanie Walker | 1-3-0 |
| 3 | Curtis Duncan | 1-2-0 |
| 3 | Justin Gage | 3-0-0 |
| 2 | Mike Barber | 2-0-0 |
| 2 | Jim Bierne | 0-1-1 |
| 2 | Jared Cook | 1-1-0 |
| 2 | Willard Dewveall | 1-1-0 |
| 2 | Dorial Green-Beckham | 1-1-0 |
| 2 | DeAndre Hopkins | 1-1-0 |
| 2 | Justin Hunter | 1-1-0 |
| 2 | Billy Johnson | 2-0-0 |
| 2 | Charlie Joiner | 0-1-1 |
| 2 | Yancey Thigpen | 0-2-0 |
| 2 | Nick Westbrook-Ikhine | 1-1-0 |
| 2 | Lorenzo White | 2-0-0 |
| 2 | Butch Woolfolk | 1-1-0 |
| 1 | Sid Blanks | 0-1-0 |
| 1 | Chris Brown | 1-0-0 |
| 1 | Treyton Burks | 1-0-0 |
| 1 | Pat Coleman | 1-0-0 |
| 1 | Anthony Firkser | 1-0-0 |
| 1 | Willie Fraizer | 1-0-0 |
| 1 | Eddie George | 0-1-0 |
| 1 | Mac Haik | 1-0-0 |
| 1 | Ronnie Harmon | 1-0-0 |
| 1 | Leonard Harris | 1-0-0 |
| 1 | Mike Holston | 0-1-0 |
| 1 | Roy Hopkins | 0-1-0 |
| 1 | Chris Johnson | 1-0-0 |
| 1 | Marcus Johnson | 1-0-0 |
| 1 | Brandon Jones | 1-0-0 |
| 1 | Julio Jones | 1-0-0 |
| 1 | Mike Montgomery | 0-1-0 |
| 1 | Dave Parks | 1-0-0 |
| 1 | Carl Pickens | 1-0-0 |
| 1 | Kalif Raymond | 1-0-0 |
| 1 | Bo Scaife | 1-0-0 |
| 1 | Tajaé Sharpe | 0-1-0 |
| 1 | Taywan Taylor | 1-0-0 |
| 1 | Ben Troupe | 0-1-0 |
| 1 | Gary Wellman | 1-0-0 |
| 1 | John White | 0-1-0 |
| 1 | Damian Williams | 1-0-0 |
| 1 | Oliver Williams | 0-1-0 |
| 1 | Roydell Williams | 1-0-0 |
| 1 | Frank Wycheck | 1-0-0 |

CAREER 100-YARD RUSHING GAMES

| No. | Player | W-L-T |
|-----|----------------------|---------|
| 39 | Earl Campbell | 28-11-0 |
| 36 | Derrick Henry | 28-8-0 |
| 36 | Eddie George | 30-6-0 |
| 35 | Chris Johnson | 26-9-0 |
| 11 | Hoyle Granger | 8-2-1 |
| 8 | Mike Rozier | 6-2-0 |
| 7 | Chris Brown | 4-3-0 |
| 7 | LenDale White | 6-1-0 |
| 7 | Lorenzo White | 4-3-0 |
| 6 | Gary Brown | 6-0-0 |
| 6 | Ronnie Coleman | 5-1-0 |
| 6 | DeMarco Murray | 4-2-0 |
| 6 | Charlie Tolar | 6-0-0 |
| 6 | Travis Henry | 3-3-0 |
| 5 | Billy Cannon | 5-0-0 |
| 3 | Rob Carpenter | 2-1-0 |
| 3 | D'Onta Foreman | 1-2-0 |
| 3 | Larry Moriarty | 2-1-0 |
| 3 | Dave Smith | 3-0-0 |
| 2 | Sid Blanks | 2-0-0 |
| 2 | Woody Campbell | 2-0-0 |
| 2 | Allen Pinkett | 2-0-0 |
| 2 | Rodney Thomas | 2-0-0 |
| 1 | Ode Burrell | 0-1-0 |
| 1 | Joe Dawkins | 0-1-0 |
| 1 | Don Hardeman | 1-0-0 |
| 1 | Dontrell Hilliard | 0-1-0 |
| 1 | Skip Hicks | 1-0-0 |
| 1 | Roy Hopkins | 1-0-0 |
| 1 | Marcus Mariota | 1-0-0 |
| 1 | Paul Robinson | 0-1-0 |
| 1 | Fred Willis | 0-1-0 |
| 1 | Butch Woolfolk | 1-0-0 |

CAREER 300-YARD PASSING GAMES

| No. | Player | W-L-T |
|-----|-----------------------|---------|
| 38 | Warren Moon | 20-18-0 |
| 15 | George Blanda | 5-10-0 |
| 10 | Steve McNair | 4-6-0 |
| 9 | Ryan Tannehill | 7-2-0 |
| 8 | Marcus Mariota | 3-5-0 |
| 3 | Matt Hasselbeck | 3-0-0 |
| 3 | Jake Locker | 1-2-0 |
| 3 | Billy Volek | 0-3-0 |
| 3 | Dan Pastorini | 0-3-0 |
| 2 | Cody Carlson | 1-1-0 |
| 2 | Ryan Fitzpatrick | 1-1-0 |
| 2 | Jacky Lee | 1-0-1 |
| 2 | Archie Manning | 0-2-0 |
| 2 | Neil O'Donnell | 1-1-0 |
| 2 | Vince Young | 1-1-0 |
| 1 | Pete Beathard | 0-0-1 |
| 1 | Chris Chandler | 1-0-0 |
| 1 | Kerry Collins | 0-1-0 |
| 1 | Lynn Dickey | 1-0-0 |
| 1 | Zach Mettenberger | 0-1-0 |
| 1 | Gifford Nielsen | 1-0-0 |
| 1 | Jerry Rhome | 0-1-0 |
| 1 | Ken Stabler | 0-1-0 |
| 1 | Don Trull | 0-1-0 |

TOP PERFORMANCES BY TEAMMATES

GAMES WITH MORE THAN ONE 100-YARD RUSHER

| | |
|---------------|---|
| Dec. 15, 1962 | @ New York, Billy Cannon (9-103) and Charlie Tolar (29-107) |
| Nov. 12, 1967 | @ Denver, Woody Campbell (16-101) and Hoyle Granger (22-142) |
| Dec. 3, 1967 | vs. Miami, Woody Campbell (18-141) and Hoyle Granger (25-111) |
| Sep. 28, 1975 | vs. San Diego, Ronnie Coleman (16-112) and Don Hardeman (27-107) |
| Nov. 27, 1977 | vs. Kansas City, Rob Carpenter (14-149) and Ronnie Coleman (15-101) |
| Oct. 19, 2008 | @ Kansas City, Chris Johnson (18-168) and LenDale White (17-149) |
| Nov. 27, 2008 | @ Detroit, Chris Johnson (16-125) and LenDale White (23-106) |
| Nov. 28, 2021 | @ New England, Dontrell Hilliard (12-131) and D'Onta Foreman (19-109) |

GAMES WITH MORE THAN ONE 100-YARD RECEIVER

| | |
|---------------|---|
| Nov. 25, 1960 | @ Boston, Bill Groman (9-171) and Charlie Hennigan (7-113) |
| Sep. 24, 1961 | @ San Diego, Charlie Hennigan (6-109) and John White (6-112) |
| Oct. 13, 1961 | @ Boston, Bill Groman (8-148) and Charlie Hennigan (13-272) |
| Oct. 22, 1961 | vs. Dallas, Bill Groman (4-123) and Charlie Hennigan (4-108) |
| Sep. 12, 1964 | @ San Diego, Sid Banks (12-131) and Charlie Hennigan (7-104) |
| Nov. 6, 1964 | @ Boston, Charles Frazier (9-143) and Willie Frazier (2-102) |
| Nov. 4, 1973 | @ Baltimore, Ken Burrough (7-117) and Dave Parks (5-127) |
| Nov. 20, 1978 | vs. Miami, Mike Barber (4-112) and Ken Burrough (6-103) |
| Nov. 20, 1988 | vs. Phoenix, Ernest Givens (5-118) and Drew Hill (5-100) |
| Nov. 25, 2001 | vs. Pittsburgh, Kevin Dyson (4-112) and Derrick Mason (7-114) |
| Dec. 2, 2001 | @ Cleveland, Kevin Dyson (6-110) and Derrick Mason (3-122) |
| Dec. 19, 2004 | @ Oakland, Derrick Mason (9-121) and Drew Bennett (13-160) |
| Nov. 24, 2013 | @ Oakland, Justin Hunter (6-109) and Kendall Wright (6-103) |

GAMES WITH 300-YARD PASSER, TWO 100-YARD RECEIVERS

| | |
|---------------|---|
| Nov. 25, 1960 | at Boston, Jackie Lee (331 yards passing), Bill Groman (171 receiving), Charlie Hennigan (113 receiving) |
| Oct. 13, 1961 | at Boston, Jacky Lee (457 yards passing), Charlie Hennigan (272 receiving), Bill Groman (148 receiving) |
| Nov. 6, 1964 | at Boston, George Blanda (328 yards passing), Charles Frazier (143 receiving), Willie Frazier (102 receiving) |
| Nov. 4, 1973 | at Baltimore, Lynn Dickey (340 yards passing), Dave Parks (127 receiving), Ken Burrough (117 receiving) |
| Nov. 25, 2001 | vs. Pittsburgh, Steve McNair (334 yards passing), Derrick Mason (114 receiving), Kevin Dyson (112 receiving) |
| Dec. 19, 2004 | at Oakland, Billy Volek (492 yards passing), Drew Bennett (160 receiving), Derrick Mason (121 receiving) |
| Nov. 24, 2013 | at Oakland, Ryan Fitzpatrick (320 yards passing), Justin Hunter (109 receiving), Kendall Wright (103 receiving) |

GAMES WITH 100-YARD RUSHER, 100-YARD RECEIVER & 300-YARD PASSER

| | |
|----------------|---|
| Dec. 17, 1961 | at Oakland, George Blanda (350 yards passing), Billy Cannon (145 rushing), Charlie Hennigan (123 receiving), Willard Dewveall (108 receiving) |
| Sep. 4, 1983 | vs. Green Bay, Archie Manning (348 yards passing), Earl Campbell (123 rushing), Tim Smith (197 receiving) |
| Nov. 29, 1987 | at Indianapolis, Warren Moon (327 yards passing), Mike Rozier (122 rushing), Drew Hill (134 receiving) |
| Nov. 26, 1990 | vs. Buffalo, Warren Moon (300 yards passing), Lorenzo White (125 rushing), Drew Hill (102 receiving) |
| Sep. 6, 1992 | vs. Pittsburgh, Warren Moon (330 yards passing), Lorenzo White (100 rushing) and Haywood Jeffires (117 receiving) |
| Nov. 29, 2009 | vs. Arizona, Vince Young (387 yards passing), Chris Johnson (154 rushing) and Kenny Britt (128 receiving) |
| Dec. 8, 2019 | at Oakland, Ryan Tannehill (391 yards passing), Derrick Henry (103 rushing) and A.J. Brown (153 receiving) |
| Sept. 27, 2020 | at Minnesota, Ryan Tannehill (321 yards passing), Derrick Henry (119 rushing) and Kalif Raymond (118 receiving) |
| Oct. 18, 2020 | vs. Houston, Ryan Tannehill (366 yards passing), Derrick Henry (212 rushing) and Anthony Firkser (113 receiving) |
| Sept. 19, 2021 | at Seattle, Ryan Tannehill (347 yards passing), Derrick Henry (182 rushing) and Julio Jones (128 receiving) |

LARGEST WIN/LOSS MARGINS

LARGEST MARGIN OF VICTORY

| MARGIN | SCORE | DATE | OPPONENT |
|---------------|-------|----------|----------------|
| 1. 55 points | 55-0 | 9/9/61 | OAKLAND |
| 2. 47 points | 47-0 | 11/6/77 | CHICAGO |
| 3. 44 points | 58-14 | 12/9/90 | CLEVELAND |
| 4. 42 points | 55-13 | 11/5/61 | at Denver |
| 5. 40 points | 47-7 | 12/13/09 | ST. LOUIS |
| 6. 39 points | 56-17 | 10/14/62 | N.Y. TITANS |
| 7. 38 points | 45-7 | 9/3/66 | DENVER |
| 8. 37 points | 47-10 | 11/27/08 | at Detroit |
| 9. 36 points | 49-13 | 11/19/61 | N.Y. TITANS |
| 10. 35 points | 41-6 | 12/11/88 | CINCINNATI |
| 35 points | 38-3 | 11/14/93 | at Cincinnati |
| 12. 34 points | 37-3 | 11/11/12 | at Miami |
| 34 points | 44-10 | 12/15/62 | at N.Y. Titans |
| 13. 32 points | 35-3 | 12/10/00 | CINCINNATI |
| 32 points | 35-3 | 10/27/91 | CINCINNATI |
| 32 points | 39-7 | 10/1/89 | MIAMI |

LARGEST MARGIN OF DEFEAT

| MARGIN | SCORE | DATE | OPPONENT |
|---------------|-------|----------|----------------|
| 1. 59 points | 59-0 | 10/18/09 | at New England |
| 2. 54 points | 61-7 | 12/17/89 | at Cincinnati |
| 3. 48 points | 55-7 | 12/23/12 | at Green Bay |
| 4. 44 points | 44-0 | 11/1/70 | at St. Louis |
| 44 points | 61-17 | 12/17/72 | CINCINNATI |
| 6. 43 points | 57-14 | 10/1/17 | at Houston |
| 7. 42 points | 45-3 | 11/1/63 | at Boston |
| 42 points | 52-10 | 12/20/70 | at Dallas |
| 42 points | 45-3 | 9/18/88 | at N.Y. Jets |
| 10. 41 points | 55-14 | 11/6/83 | CINCINNATI |
| 41 points | 51-10 | 10/13/74 | at Minnesota |
| 12. 39 points | 52-13 | 9/18/66 | at N.Y. Jets |
| 13. 34 points | 34-0 | 10/9/72 | OAKLAND |
| 34 points | 34-0 | 11/26/89 | at Kansas City |
| 34 points | 41-7 | 10/23/11 | HOUSTON |
| 34 points | 41-7 | 9/19/22 | at Buffalo |
| 17. 33 points | 40-7 | 11/22/87 | CLEVELAND |
| 33 points | 40-7 | 9/17/06 | at San Diego |