



GAME 17

# WEEKLY RELEASE



VS



JANUARY 5, 2025





# TENNESSEE TITANS

## PRESS RELEASE

**KATE GUERRA** Vice President of Communications & Corporate Affairs | **ROBBIE BOHREN** Vice President of Football Communications  
**DWIGHT SPRADLIN** Director of Football Communications | **JARED PUFFER** Associate Director of Football Communications | **KAYLEE CONNORS** Coordinator of Football Communications  
**SAVANNA HOWIE** Manager of Communications & Corporate Affairs | **TRAVIS McDANIEL** Football Communications Assistant

ASCENSION SAINT THOMAS SPORTS PARK • 460 GREAT CIRCLE ROAD • NASHVILLE, TN 37228 • 615-565-4100 • TENNESSEETITANS.COM • @TITANS

FOR IMMEDIATE RELEASE

DECEMBER 30, 2024



## TITANS CONCLUDE SEASON AT HOME AGAINST TEXANS



### Tennessee Titans (3-13) vs. Houston Texans (9-7)

Sunday, Jan. 5, 2025 • Noon CST • Nissan Stadium • Nashville, Tenn. • TV: CBS

NASHVILLE — The Tennessee Titans (3-13) conclude their 2024 season this week with a home game against the division-rival Houston Texans (9-7). Kickoff at Nissan Stadium (capacity 69,143) is scheduled for noon CST on Sunday, Jan. 5.

The Texans have already clinched the AFC South title in 2024. They are locked into the AFC's No. 4 seed in the postseason, which begins next week with the wild-card round.

In the first meeting of 2024, played on Nov. 24 at NRG Stadium, the Titans defeated the Texans 32-27. The contest featured five lead changes, culminating with a 70-yard, go-ahead touchdown reception by tight end **Chig Okonkwo** with less than 10 minutes remaining in the fourth quarter. The Tennessee victory broke Houston's three-game winning streak in the all-time series, which the Titans lead 24-21.

#### THE BROADCAST

This week's contest will be regionally televised on CBS, including Nashville affiliate WTVF NewsChannel 5, as well as on Paramount+ in the Nashville market. The broadcast team includes play-by-play announcer **Tom McCarthy**, analysts **Ross Tucker** and **Jay Feely**, and reporter **Amanda Balionis**.

Fans in Nashville can stream live Titans games on mobile devices with NFL+, which offers [access to local games and all primetime games on phones and tablets](#). Out of market, fans can watch every Sunday afternoon game with [Sunday Ticket](#). More information on ways to watch NFL games can be found at [nfl.com/ways-to-watch](#).

The Titans Radio Network and Nashville flagship 104.5 The Zone carry all Titans action across the Mid-South with the "Voice of the Titans" **Mike Keith**, analyst **Dave McGinnis**, sideline reporter **Ramon Foster**, executive producer/gameday host **Rhett Bryan** and co-host **Amie Wells**.

#### LAST WEEK AT JACKSONVILLE

The Titans were in Jacksonville last week for their second clash with the Jaguars in a four-week span. A drive by the Titans offense stalled at Jacksonville's 26-yard line in the final minute, preserving the Jaguars' 20-13 victory.

Quarterback **Mason Rudolph** registered his fifth start of the season and completed 19 of 31 passes for 193 yards. He found tight end **Nick Vannett** for an eight-yard touchdown.

With 1,000-yard rusher **Tony Pollard** (1,017) inactive due to injury/illness, second-year running back **Tyjae Spears** recorded his second career start. Spears responded with a career-high 95 rushing yards on 20 carries before exiting in the third quarter due to a concussion. The Titans' 159 total rushing yards against the Jaguars amounted to their second-best total of the season.

On the defensive side of the ball, the Titans limited the Jaguars to 173 net passing yards, marking the 11th time in 2024 that the Titans kept their opponent under 200 passing yards. They enter Week 18 ranked second in passing defense, allowing only 177.9 passing yards per contest, as well as third in overall defense (307.3).

#### THE TEXANS

The Texans clinched their second consecutive AFC South after beating the Miami Dolphins on Dec. 15. Since then, they have suffered a 27-19 loss at Kansas City and most recently a 31-2 loss at home against the Baltimore Ravens. Their Christmas contest with the Ravens, played on a Wednesday, provides them 11 days to prepare for the finale against the Titans.

Quarterback **C.J. Stroud** has started every game for the Texans in his second NFL season. The 2023 second-overall draft pick has followed his Rookie of the Year campaign by passing for 3,677 yards with 19 touchdowns and 12 interceptions in 2024.

Head coach **DeMeco Ryans** is in his second year leading the Texans. In 2023, he led his team to a 10-7 record and a division title—Houston's first playoff berth since 2019. Houston became the first club in NFL history to win a division with a rookie quarterback and first-year head coach, and Ryans and Stroud have combined to repeat the accomplishment in 2024.

## 2024 TITANS SCHEDULE

### REGULAR SEASON

Day	Date	Opponent	Result/ Kickoff	Score/ TV
Sun	9/8	at Chicago	L	17-24
Sun	9/15	N.Y. JETS	L	17-24
Sun	9/22	GREEN BAY	L	14-30
Mon	9/30	at Miami	W	31-12
Sun	10/6	BYE		
Sun	10/13	INDIANAPOLIS	L	17-20
Sun	10/20	at Buffalo	L	10-34
Sun	10/27	at Detroit	L	14-52
Sun	11/3	NEW ENGLAND	W	20-17 (OT)
Sun	11/10	at L.A. Chargers	L	17-27
Sun	11/17	MINNESOTA	L	13-23
Sun	11/24	at Houston	W	32-27
Sun	12/1	at Washington	L	19-42
Sun	12/8	JACKSONVILLE	L	6-10
Sun	12/15	CINCINNATI	L	27-37
Sun	12/22	at Indianapolis	L	30-38
Sun	12/29	at Jacksonville	L	13-20
Sun	1/5	HOUSTON	Noon	CBS

All kickoff times Central | All games on Titans Radio

\* Time, TV subject to change

## AFC SOUTH STANDINGS

Team	W	L	T	Pct	Conf	Div
y-Houston Texans	9	7	0	.563	7-4-0	4-1-0
Indianapolis Colts	7	9	0	.438	6-5-0	2-3-0
Jacksonville Jaguars	4	12	0	.250	4-7-0	3-2-0
Tennessee Titans	3	13	0	.188	3-8-0	1-4-0

LAST WEEK: BAL 31 at HOU 2, TEN 13 at JAX 20, IND 33 at NYG 45

THIS WEEK (CT): JAX at IND (Sun 12:00), HOU at TEN (Sun 12:00)

NEXT WEEK (CT): Wild Card Weekend



## GAME INFORMATION

Date of Game	Sunday, Jan. 5, 2025
Kickoff Time	Noon CST
Venue	Nissan Stadium
Location	Nashville, Tenn.
Opened in	1999
Surface	Matrix Helix Turf
Capacity	69,143

Home Team	Tennessee Titans (3-13)
Website	<a href="http://www.TennesseeTitans.com">www.TennesseeTitans.com</a>
Media Guide	<a href="http://www.tennesseetitans.com/mediaguide">www.tennesseetitans.com/mediaguide</a>
Franchise since	1960 (1960-96 Houston Oilers; 1997-98 Tennessee Oilers)
Ownership	Amy Adams Strunk (Controlling Owner/ Co-Chairman, Board of Directors); Kenneth S. Adams, IV (Board of Directors Co-Chair); Barclay Adams; Susan Lewis
President/CEO	Burke Nihill
President/Football Operations	Chad Brinker
EVP/General Manager	Ran Carthon (since 2023)
Head Coach	Brian Callahan (since 2024)
Special Teams Coordinator	Colt Anderson
Offensive Coordinator	Nick Holz
Defensive Coordinator	Dennard Wilson
2024 NFL Offensive Rank	28 (Total), 15 (Rush), 28 (Pass)
2024 NFL Defensive Rank	3 (Total), 22 (Rush), 2 (Pass)

Visiting Team	Houston Texans (9-7)
Website	<a href="http://www.houstontexans.com">www.houstontexans.com</a>
Franchise since	2002
Co-Founder & Senior Chair	Janice McNair
Chairman & CEO	D. Cal McNair
General Manager	Nick Caserio (since 2021)
Head Coach	DeMeco Ryans (since 2023)
Defensive Coordinator	Matt Burke
Special Teams Coordinator	Frank Ross
Offensive Coordinator	Bobby Slowik
2024 NFL Offensive Rank	21 (Total), 21 (Rush), 19 (Pass)
2024 NFL Defensive Rank	7 (Total), 12 (Rush), 6 (Pass)

Referee	Brad Allen
Television	CBS
In Nashville	WTVF NewsChannel 5, Paramount+
Mobile*	NFL+
* Live local and primetime games only. Subscription required.	
Play-by-Play	Tom McCarthy
Analysts	Ross Tucker, Jay Feely
Reporter	Amanda Balionis

Radio	Titans Radio Network
Flagship	WGFX 104.5 FM-The Zone
Streaming	<a href="#">Titans Mobile App</a> (Nashville market only), <a href="http://TennesseeTitans.com">TennesseeTitans.com</a> (Nashville), NFL+ (outside of Nashville)
Satellite Radio	SiriusXM 138 or 232, <a href="#">SXM App</a> , Internet 830
Play-by-Play	Mike Keith
Analyst	Dave McGinnis
Gameday Hosts	Rhett Bryan, Amie Wells
Reporter	Ramon Foster

Gameday Promotions & Entertainment (subject to change)	
Charitable Drive	Book'em Book Drive
Honorary 12th Titan	TBA
Legend of the Game	Robert Brazile
Tailgate Stage	Erin McClendan and the Hellcats
National Anthem	Brooke Alexx
Halftime	Ultimate Trivia Challenge presented by DraftKings



## SERIES AT A GLANCE

- Overall series (regular & postseason): **Titans lead 24-21**
- Regular season series: **Titans lead 24-21**
- Postseason series: **None**
- Total points: **Titans 942, Texans 1,065**
- Current streak: **One win by Titans**
- Titans at home vs. Texans: **12-10**
- Titans on the road vs. Texans: **12-11**
- Longest winning streak by Titans: **7 (2005-08)**
- Longest losing streak by Titans: **5 (2014-16)**
- Titans vs. Texans at Nissan Stadium: **12-10**
- Last time at Nissan Stadium: **TEXANS 19 at Titans 16 in OT (12-17-23)**
- Titans vs. Texans at NRG Stadium: **12-11**
- Last Time at NRG Stadium: **TITANS 32 at Texans 27 (11-24-24)**
- First time: **Texans 10 at TITANS 17 (11-10-02)**
- Brian Callahan's record vs. Texans: **1-0**
- DeMeco Ryans' record vs. Titans: **2-1**
- Brian Callahan's record vs. DeMeco Ryans: **1-0**

## A TITANS VICTORY WOULD ...

- Give Brian Callahan a **4-13 record** as a head coach.
- Improve the Titans' all-time record at Nissan Stadium to **119-96**, including the regular season and playoffs.
- Improve the Titans' all-time record against the Texans to **25-21**, including a sweep of both contests in 2024.
- Improve the Titans' record to **2-4** within the AFC South in 2024.

## GAMEDAY CHARITABLE DRIVE

THIS WEEK'S PARTNER: **Book'em**

ITEMS NEEDED: **Books**

Fans attending this week's game are encouraged to bring books to one of five collection sites around Nissan Stadium to support Book'em. Book'em's mission is to create a more literate Nashville and ignite children's passion for reading through book ownership and enthusiastic volunteers. The organization distributes tens of thousands of books annually.

Additionally, items can be purchased for Book'em through an online wish list [found here](#).



## QUICK CLICKS

From Last Week's Game

- [Game Center](#)
- [Gamebook \(PDF\)](#)
- [Watch Highlights](#)
- [Postgame Press Conference Video: Brian Callahan](#)
- [Jim Wyatt: Six Things That Stood Out](#)
- [Game Photos](#)

Titans Information

- [Latest News](#)
- [Most Recent Press Conferences](#)
- [New Nissan Stadium Information](#)
- [Titans Media Guide](#)
- [Titans Tickets](#)
- [Titans in the Community](#)
- [Current Nissan Stadium & Game Day Information](#)
- [Titans Podcasts and Titans Radio](#)

## SERIES HISTORY

The Titans-Texans rivalry is in its 23rd year since the expansion Texans began play and the AFC South was formed in 2002. In 45 games, the Titans are 24-21 against the Texans, including a 12-10 mark at Nissan Stadium and a 12-11 record at NRG Stadium.

In the first matchup of 2024, played at NRG Stadium on Nov. 24, the Titans won 32-27 after tight end **Chig Okonkwo** scored the game-winning touchdown on a 70-yard completion from **Will Levis** in the fourth quarter. The Titans overcame eight sacks by the Texans defense.

The last time the teams met at Nissan Stadium was Dec. 17, 2023, when **Case Keenum** started at quarterback for the Texans in place of the injured **C.J. Stroud**. Houston escaped with a 19-16 overtime victory after **Ka'imi Fairbairn** made a 54-yard field goal as time expired in the extra period.

Several recent late-season battles with the Texans have had playoff implications for the Titans. On Jan. 9, 2022, they won 28-25 at Houston to clinch the top seed in the AFC playoff field.

In the 2020 season finale (Jan. 3, 2021), the Titans traveled to Houston needing a win to secure their first AFC South title since 2008. They got it when **Sam Sloman's** 37-yard field goal provided the margin in a 41-38 win, capping an historic afternoon during which **Derrick Henry** established a franchise record with 250 rushing yards and concluded the season with a franchise-record 2,027 rushing yards.

In the 2019 finale, the two eventual playoff teams met at NRG Stadium. The Texans had already clinched the AFC South, while the Titans went into the day potentially needing a win to secure the wild card berth. The Texans had defended their home turf a series-record seven consecutive times against the Titans, but the Titans came away with a 35-14 win.

The Titans franchise has a rich and storied history with the city of Houston. Under late owner **K.S. "Bud" Adams Jr.**, the Titans existed as the Houston Oilers from 1960-96. In Houston, the Oilers won the first two American Football League Championships and made a total of 15 playoff appearances. The team moved to Tennessee in 1997 and in 1999 adopted the "Titans" moniker.

Ten players who spent a significant portion of their careers in a Houston Oilers uniform are enshrined in the Pro Football Hall of Fame, including former quarterback **Warren Moon**, outside linebacker **Robert Brazile**, defensive tackle **Curley Culp** and offensive lineman **Bruce Matthews**.

Titans Controlling Owner and Chairman **Amy Adams Strunk** is a graduate of the University of Texas and resides in Waller, Texas.

## MOST RECENT MATCHUPS

**2022 Week 8 • Oct. 30, 2022 • TITANS 17 at Texans 10**

Derrick Henry rushes for 219 yards and two touchdowns on 32 carries, and the team's 314 rushing yards make up the second-best total in franchise history ... Henry records his fourth consecutive game against Houston with 200 rushing yards and multiple touchdowns ... Henry scores his 75th career touchdown to break Eddie George's franchise record (74) ... Rookie quarterback Malik Willis records his first NFL start with Ryan Tannehill inactive ... The Titans defense limits the Texans to 161 total yards, the fewest by a Titans opponent since 2010 ... Texans quarterback Davis Mills is sacked three times and throws one interception (Kristian Fulton).

**2022 Week 16 • Dec. 24, 2022 • TEXANS 19 at Titans 14**

The Texans earn their second win of the season ... The temperature at kickoff is 20 degrees, making it the coldest home game in Titans/Oilers history ... Kickoff is delayed one hour due to Nashville area power issues caused by the cold ... Malik Willis starts for an injured Ryan Tannehill at quarterback ... The Texans force three turnovers and sack Willis four times ... Derrick Henry rushes for 126 yards, including a 48-yard score ... The Texans score the go-ahead touchdown on a six-yard pass from Davis Mills to Brandin Cooks with 2:52 remaining in the fourth quarter.

**2023 Week 15 • Dec. 17, 2023 • TEXANS 19 at TITANS 16 (OT)**

Ka'imi Fairbairn makes a game-winning 54-yard field goal as time expires in overtime ... Texans quarterback Case Keenum, starting for an injured C.J. Stroud, passes for 229 yards and a touchdown ... Devin Singletary leads the Texans with 121 rushing yards and adds 49 receiving yards, including a 41-yard grab to set up the game-winning field goal ... The Texans defense limits Derrick Henry to nine total yards on 16 rushing attempts ... The Titans jump out to a 13-0 lead after defensive back Elijah Molden returns an interception 44 yards for a touchdown ... Houston outscores the Titans 19-3 to finish the game.

**2023 Week 17 • Dec. 31, 2023 • Titans 3 at TEXANS 26**

The Texans score the first 20 points of the game in the first half before Nick Folk provides the Titans' only points with a 53-yard field goal ... Titans starting quarterback Will Levis exits the game in the second quarter due to injury, and Ryan Tannehill enters in relief ... Texans rookie quarterback C.J. Stroud completes 24 of 32 passes for 213 yards and one touchdown ... The Texans defense totals six sacks, including a strip-sack by Jerry Hughes that results in a 13-yard return for a touchdown by Sheldon Rankins ... The Texans defense thwarts a 72-yard drive by Tennessee in the third quarter with a fourth-down stop from the three-yard line.

**2024 Week 12 • Nov. 24, 2024 • TITANS 32 at Texans 27**

Will Levis and Chig Okonkwo connect for the go-ahead 70-yard touchdown pass in the fourth quarter ... Levis, who also tosses a 38-yard touchdown strike to Nick Westbrook-Ikhine, totals 278 passing yards, while Tony Pollard rushes for 119 yards and a score ... Harold Landry III helps clinch the win with a sack of C.J. Stroud for a safety ... Nick Folk boots three 50-plus-yard field goals, including a 56-yarder ... Cornerback Jarvis Brownlee Jr. and linebacker Kenneth Murray Jr. notch interceptions for the Titans ... The Texans are limited to 40 rushing yards ... The Titans win despite allowing eight sacks, including three sacks by Danielle Hunter.

## ALL-TIME SERIES RESULTS

**TITANS vs. TEXANS**  
*Titans lead 24-21*

Date	Site	W/L	Score	Date	Site	W/L	Score
11-10-02	Ten	W	17-10	12-29-13	Ten	W	16-10
12-29-02	Hou	W	13-3	10-26-14	Ten	L	16-30
10-12-03	Ten	W	38-17	11-30-14	Hou	L	21-45
12-21-03	Hou	W	27-24	11-1-15	Hou	L	6-20
10-17-04	Ten	L	10-20	12-27-15	Ten	L	6-34
11-28-04	Hou	L	21-31	10-2-16	Hou	L	20-27
10-9-05	Hou	W	34-20	1-1-17	Ten	W	24-17
12-11-05	Ten	W	13-10	10-1-17	Hou	L	14-57
10-29-06	Ten	W	28-22	12-3-17	Ten	W	24-13
12-10-06	Hou	W	26-20 OT	9-16-18	Ten	W	20-17
10-21-07	Hou	W	38-36	11-26-18	Hou	L	17-34
12-2-07	Ten	W	28-20	12-15-19	Ten	L	21-24
9-21-08	Ten	W	31-12	12-29-19	Hou	W	35-14
12-14-08	Hou	L	12-13	10-18-20	Ten	W	42-36 OT
9-20-09	Ten	L	31-34	1-3-21	Hou	W	41-38
11-23-09	Hou	W	20-17	11-21-21	Ten	L	13-22
11-28-10	Hou	L	0-20	1-9-22	Hou	W	28-25
12-19-10	Ten	W	31-17	10-30-22	Hou	W	17-10
10-23-11	Ten	L	7-41	12-24-22	Ten	L	14-19
1-1-12	Hou	W	23-22	12-17-23	Ten	L	16-19 OT
9-30-12	Hou	L	14-38	12-31-23	Hou	L	3-26
12-2-12	Ten	L	10-24	11-24-24	Hou	W	32-27
9-15-13	Hou	L	24-30 OT				





# TITANS-TEXANS: THE LAST MEETING

Week 12: Titans 32, Texans 27  
 Sunday, Nov. 24, 2024 • 12:00 p.m. CST • NRG Stadium



In Week 12 of the 2024 season, the Titans traveled to the division rival Houston Texans and won by a score of 32-27 to climb to 3-8 on the season and 1-1 in the division.

The Texans got off to a fast start after **RB Dameon Pierce** took the opening kickoff 80 yards to the Titans 19-yard line. **QB C.J. Stroud** found **TE Cade Stover** on the next play for the touchdown to take an early 7-0 lead.

Tennessee answered with a 51-yard field goal by **K Nick Folk**.

After forcing a Texans punt on the next possession, the Titans took over at their own 11-yard line. **QB Will Levis** led a 10-play, 89-yard drive that culminated in a 38-yard touchdown pass to **WR Nick Westbrook-Ikhine** to give the Titans their first lead of the day.

Tennessee's defense forced another Houston punt on the next possession and the Titans took over at their own five-yard line. Facing third-and-11, Levis found **WR Calvin Ridley** deep for a 63-yard completion. **RB Tony Pollard** found the end zone two plays later on a 10-yard run to make it 17-7. He totaled 33 yards on three carries during the six-play, 95-yard drive.

The Texans answered with a five-yard touchdown pass from Stroud to **WR Nico Collins** that capped a 10-play, 78-yard drive to make it 17-14 with 6:17 left in the first half.

On the next possession, Levis and Pollard fumbled a handoff exchange and the ball was recovered by **DT Mario Edwards Jr.** to give Houston the ball at their own 35-yard line. After a 56-yard completion from Stroud to Collins brought the Texans to the Titans nine-yard line, Tennessee's defense stiffened up and forced a 28-yard field goal from **K Ka'imi Fairbairn**.

Levis was sacked twice on the next offensive possession, forcing the Titans to punt. However, two plays into the Houston drive, Stroud was intercepted by **CB Jarvis Brownlee Jr.** to give Tennessee the ball at the Houston 20-yard line. The Titans closed out the half with a 56-yard field goal from Folk to give the Titans the 20-17 lead going into the break.

The Titans opened the second half with a 51-yard field goal from Folk, his third field goal of 50-plus yards on the day, to extend the Titans lead to 23-17.

Both teams then traded punts before Houston took over at their own 25-yard line. **LB Kenneth Murray** then jumped a Stroud pass for the interception and returned it six yards to the Houston 39-yard line. However, three plays later, Levis was intercepted by **S Jimmie Ward** who returned it 65 yards for a touchdown to give Houston a 24-23 lead to end the third quarter.

The Titans punted on their next possession and Houston took over at their own 34-yard line. Two false start penalties and **NT T'Vondre Sweat's** first career sack forced the Texans to punt but **WR Jha'Quan Jackson** muffed the punt and it was recovered by **CB Kris Boyd** to give the Texans back possession at the Titans 43-yard line. Titans defense once again stiffened and

forced a 54-yard field goal by Fairbairn.

On the next play from scrimmage, Levis found **TE Chig Okonkwo** for a 70-yard touchdown to retake a 30-27 lead.

Later, Fairbairn missed a 28-yard field goal that would have tied the game with 1:53 left in the fourth quarter. On the Titans next possession, **P Ryan Stonehouse** boomed a 61-yard punt to pin the Texans at their own eight-yard line. A seven-yard sack by **DT Jeffery Simmons** pushed Houston back to their one-yard line before **OLB Harold Landry III** recorded a safety in the closing moments to seal the win.

### SCORING

	1	2	3	4	Final
Tennessee	10	10	3	9	32
Houston	7	10	7	3	27

TEAM	SCORING PLAY	TIME
Titans	C.Stover 19 yd. pass from C.Stroud (K.Fairbairn kick)	1-14:42
Titans	N.Folk 51 yd. Field Goal	1-11:15
Titans	N.Westbrook-Ikhine 38 yd. pass from W.Levis (N.Folk kick)	1-1:57
Titans	T.Pollard 10 yd. run (N.Folk kick)	2-11:03
Titans	N.Collins 5 yd. pass from C.Stroud (K.Fairbairn kick)	2-6:17
Titans	K.Fairbairn 28 yd. Field Goal	2-1:47
Titans	N.Folk 56 yd. Field Goal	2-0:00
Titans	N.Folk 51 yd. Field Goal	3-9:08
Titans	J.Ward 65 yd. interception return	3-0:04
Titans	K.Fairbairn 54 yd. Field Goal	4-9:46
Titans	C.Okonkwo 70 yd. pass from W.Levis (N.Folk kick)	4-9:35
Titans	C.Stroud sacked in end zone by H.Landry for a Safety	4-1:13

Missed FGs: K.Fairbairn 28W/L

Attendance: 71,055

Time of Game: 3:11

Weather: Indoor

Referee: Brad Rogers

[CLICK TO WATCH HIGHLIGHTS](#)



TEAM STATISTICS

	Titans	Texans
TOTAL FIRST DOWNS	19	12
THIRD DOWN EFFICIENCY	4-14-28.63%	3-13-23.1%
FOURTH DOWN EFFICIENCY	1-1-100.0%	0-0-0.0%
TOTAL NET YARDS	369	260
Plays - Avg.	66-5.6	54-4.8
NET YARDS RUSHING	132	40
Rushes - Avg.	33-4.0	17-2.4
NET YARDS PASSING	237	220
Sacks - Yards Lost	8-41	4-27
PASS ATT-COMP-INT	25-18-1	33-20-2
PUNTS - Avg.	5-50.0	5-48.0
Net Punting Average	45.2	47.6
PUNT RETURNS - Yards	3-2	5-24
KICKOFF RETURNS - Yards	3-91	4-147
INTERCEPTIONS - Yards	2-8	1-65
PENALTIES Number and Yards	6-35	11-81
FUMBLES Number and Lost	3-2	0-0
TOUCHDOWNS	3	3
EXTRA POINTS Made-Attempts	3-3	3-3
RED ZONE EFFICIENCY	1-1-100%	2-4-50%
GOAL TO GO EFFICIENCY	0-0-0%	0-1-0%
SAFETIES	1	0
GIVEAWAYS	3	2
TAKEAWAYS	2	3
TIME OF POSSESSION	34:29	25:31

### TITANS STARTERS

OFFENSE			DEFENSE		
WR 15	N.Westbrook	NT 93	T.Sweat		
LT 55	J.Latham	DT 98	J.Simmons		
LG 77	P.Skoronski	DE 69	S.Joseph-Day		
C 60	D.Brunskill	OLB 58	H.Landry		
RG 75	D.Radunz	OLB 49	A.Key		
RT 78	N.Petit-Frere	LB 56	K.Murray		
WR 83	T.Boyd	LB 17	J.Baker		
WR 0	C.Ridley	CB 39	D.Baker		
TE 85	C.Okonkwo	CB 29	J.Brownlee		
QB 8	W.Levis	S 35	D.Worley		
RB 20	T.Pollard	S 44	M.Brown		

### TEXANS STARTERS

OFFENSE			DEFENSE		
WR 12	N.Collins	DT 98	T.Settle		
WR 3	T.Dell	DT 97	M.Edwards		
LT 78	L.Tunsil	DE 55	D.Hunter		
LG 70	J.Scruggs	DE 51	W.Anderson		
C 54	J.Patterson	LB 39	H.To'o'To'o		
RG 69	S.Mason	LB 0	A.Al-Shaair		
RT 71	T.Howard	CB 4	K.Lassiter		
TE 86	D.Schultz	CB 24	D.Stingley		
TE 87	C.Stover	S 5	J.Pitre		
QB 7	C.Stroud	S 21	C.Bullock		
RB 28	J.Mixon	S 20	J.Ward		

### TITANS INDIVIDUAL STATISTICS

Rushing	Att	Yds	Avg	Lg	TD
T.Pollard	24	119	5.0	27	1
W.Levis	8	10	1.3	6	0
J.Chestnut	1	3	3.0	3	0
<b>Total</b>	<b>33</b>	<b>132</b>	<b>4.0</b>	<b>27</b>	<b>1</b>

Passing	Att	Cmp	Yds	TD	Lg	IN	Rt
W.Levis	24	18	278	2	70	1123.3	
T.Boyd	1	0	0	0	0	39.6	
<b>Total</b>	<b>25</b>	<b>18</b>	<b>278</b>	<b>2</b>	<b>70</b>	<b>1118.4</b>	

Receiving	No	Yds	Avg	Lg	TD
T.Boyd	6	55	9.2	19	0
C.Ridley	5	93	18.6	63	0
T.Pollard	3	10	3.3	9	0
N.Westbrook-Ikhine	2	48	24.0	38	1
C.Okonkwo	1	70	70.0	70	1
J.Chestnut	1	2	2.0	2	0
<b>Total</b>	<b>18</b>	<b>278</b>	<b>15.4</b>	<b>70</b>	<b>2</b>

Interceptions	No	Yds	Avg	Lg	TD
K.Murray	1	6	6.0	6	0
J.Brownlee	1	2	2.0	2	0
<b>Total</b>	<b>2</b>	<b>8</b>	<b>4.0</b>	<b>6</b>	<b>0</b>

### Leading Tacklers (Press Box Totals)

K.Murray 7-6-1; R.McCreary 6-5-1

Sacks: A.Gaye 1.0; H.Landry 1.0; J.Simmons 1.0; T.Sweat 1.0, FF: None, FR: None

### TEXANS INDIVIDUAL STATISTICS

Rushing	Att	Yds	Avg	Lg	TD
J.Mixon	14	22	1.6	8	0
C.Stroud	3	18	6.0	7	0
<b>Total</b>	<b>17</b>	<b>40</b>	<b>2.4</b>	<b>8</b>	<b>0</b>

Passing	Att	Cmp	Yds	TD	Lg	IN	Rt
C.Stroud	33	20	247	2	56	2	78.7
<b>Total</b>	<b>33</b>	<b>20</b>	<b>247</b>	<b>2</b>	<b>56</b>	<b>2</b>	<b>78.7</b>

Receiving	No	Yds	Avg	Lg	TD
N.Collins	5	92	18.4	56	1
J.Mixon	5	23	4.6	20	0
T.Dell	3	72	24.0	39	0
C.Stover	3	26	8.7	19	1
D.Schultz	2	20	10.0	16	0
R.Woods	1	8	8.0	8	0
J.Metchie	1	6	6.0	6	0
<b>Total</b>	<b>20</b>	<b>247</b>	<b>12.4</b>	<b>56</b>	<b>2</b>

Interceptions	No	Yds	Avg	Lg	TD
J.Ward	1	65	65.0	65	1
<b>Total</b>	<b>1</b>	<b>65</b>	<b>65.0</b>	<b>65</b>	<b>1</b>

### Leading Tacklers (Press Box Totals)

A.Al-Shaair 8-5-3; D.Hunter 7-6-1

Sacks: D.Hunter 3.0; W.Anderson 2.0; A.Al-Shaair 1.0; D.Barnett 1.0; T.Togiai 1.0  
 FF: None, FR: M.Edwards 1



## 2024 TALE OF THE TAPE

OFFENSE	TEN	HOU	NFL/Avg
GAMES (W-L-T)	3-13-0	9-7-0	---
FIRST DOWNS	295	290	314.0
Rushing	107	81	107.5
Passing	155	189	178.3
Penalty	33	20	28.3
YDS GAINED (tot)	4858	5061	5368.6
Avg per Game	303.6	316.3	336.9
RUSHING (net)	1770	1702	1907.0
Avg per Game	110.6	106.4	119.7
Rushes	418	405	430.2
Yards per Rush	4.2	4.2	4.4
PASSING (net)	3088	3359	3461.6
Avg per Game	193.0	209.9	217.2
Attempts	504	542	520.4
Completions	320	339	339.5
Completion Pct	63.5%	62.6%	65.2%
Yards Gained	3376	3774	3717.0
Sacked	50	53	39.0
Yards Lost	288	415	255.3
Had Intercepted	21	12	11.5
Yards Opp Ret	295	76	130.0
Opp TDs on Int	4	0	0.8
PUNTS	70	73	60.6
Avg Yards	49.6	47.4	47.4
PUNT RETURNS	33	39	25.8
Avg Return	7.7	8.5	9.9
Returned for TD	0	0	0.2
KICKOFF RETURNS	37	22	26.9
Avg Return	26.2	29.8	27.4
Returned for TD	0	0	0.2
PENALTIES	125	113	103.6
Yards Penalized	962	933	843.7
FUMBLES BY	26	12	18.6
Fumbles Lost	12	6	8.1
Opp Fumbles	14	20	18.6
Opp Fumbles Lost	6	9	8.1
POSS. TIME (avg)	30:47	30:57	30:00
TOUCHDOWNS	32	35	40.4
Rushing	11	14	14.9
Passing	21	19	23.5
Returns	0	2	2.0
EXTRA POINT KICKS	28/28	32/33	95.9%
2-PT CONVERSIONS	2/3	0/2	40.5%
FIELD GOALS/ATT	23/25	35/41	83.8%
POINTS SCORED	297	349	363.3
DEFENSE	TEN	HOU	NFL/Avg
POINTS ALLOWED	437	358	363.3
OPP FIRST DOWNS	296	299	314.0
Rushing	110	102	107.5
Passing	149	163	178.3
Penalty	37	34	28.3
OPP YARDS GAINED (tot)	4917	5041	5368.6
Avg per Game	307.3	315.1	336.9
OPP RUSHING (net)	2070	1853	1907.0
Avg per Game	129.4	115.8	119.7
Rushes	474	415	430.2
Yards per Rush	4.4	4.5	4.4
OPP PASSING (net)	2847	3188	3461.6
Avg per Game	177.9	199.3	217.2
Pass Attempts	445	528	520.4
Pass Completions	296	310	339.5
Completion Pct	66.5%	58.7%	65.2%
Yards Gained	3038	3508	3717.0
Sacked	31	47	39.0
Yards Lost	191	320	255.3
INTERCEPTED BY	11	19	11.5
Yards Returned	86	275	130.0
Returned for TD	0	1	0.8
OPP PUNT RETURNS	45	24	25.8
Avg Return	14.4	5.0	9.9
Returned for TD	1	0	0.2
OPP KICKOFF RETURNS	26	39	26.9
Avg Return	32.0	26.0	27.4
Returned for TD	0	0	0.2
OPP TOUCHDOWNS	52	41	40.4
Rushing	20	11	14.9
Passing	26	30	23.5
Returns	6	0	2.0

## 2024 SCHEDULE & RESULTS



REGULAR SEASON		
Date	Opponent	Result
W1- 9/8	at Chicago	L, 17-24
W2- 9/15	NEW YORK JETS	L, 17-24
W3- 9/22	GREEN BAY	L, 14-30
W4- 9/30	at Miami	W, 31-12
W6- 10/13	INDIANAPOLIS	L, 17-20
W7- 10/20	at Buffalo	L, 10-34
W8- 10/27	at Detroit	L, 52-14
W9- 11/3	NEW ENGLAND	W, 20-17 (OT)
W10- 11/10	at L.A. Chargers	L, 17-27
W11- 11/17	MINNESOTA	L, 13-23
W12- 11/24	at Houston	W, 32-27
W13- 12/1	at Washington	L, 19-42
W14- 12/8	JACKSONVILLE	L, 6-10
W15- 12/15	CINCINNATI	L, 27-37
W16- 12/22	at Indianapolis	L, 30-38
W17- 12/29	at Jacksonville	L, 13-20
W18- 1/5	HOUSTON	

REGULAR SEASON		
Date	Opponent	Result
W1- 9/8	at Indianapolis	W, 29-27
W2- 9/15	CHICAGO	W, 19-13
W3- 9/22	at Minnesota	L, 7-34
W4- 9/29	JACKSONVILLE	W, 24-20
W5- 10/6	BUFFALO	W, 23-20
W6- 10/13	at New England	W, 41-21
W7- 10/20	at Green Bay	L, 22-24
W8- 10/27	INDIANAPOLIS	W, 23-20
W9- 10/31	at New York Jets	L, 13-21
W10- 11/10	DETROIT	L, 23-26
W11- 11/18	at Dallas	W, 34-10
W12- 11/24	TENNESSEE	L, 27-32
W13- 12/1	at Jacksonville	W, 23-20
W15- 12/15	MIAMI	W, 20-12
W16- 12/21	at Kansas City	L, 19-27
W17- 12/25	BALTIMORE	L, 2-31
W18- 1/5	at Tennessee	

## 2024 REGULAR SEASON INDIVIDUAL LEADERS

Passing	Att	Cmp	Yds	Pct	Y/Att	TD	Int	Lg	Sack/Lost	Rtg	
<b>Titans</b>	W. Levis	284	181	1,916	63.7	6.8	12	12	98t	40/225	79.8
	M. Rudolph	219	139	1,460	63.5	6.7	9	9	47	10/63	79.3
<b>Texans</b>	C. Stroud	526	330	3,677	62.7	7.0	19	12	67t	52/408	86.0

Rushing	No.	Yds	Avg	Long	TD	
<b>Titans</b>	T. Pollard	238	1,017	4.3	41	5
	T. Spears	84	312	3.7	23	4
<b>Texans</b>	J. Mixon	240	993	4.1	59	11
	C. Stroud	52	233	4.5	25	0
	C. Akers	40	147	3.7	15t	1

Receiving	No.	Yds	Avg	Long	TD	
<b>Titans</b>	C. Ridley	61	941	15.4	63	4
	C. Okonkwo	52	479	9.2	70t	2
	T. Pollard	41	238	5.8	30	0
	T. Boyd	39	390	10.0	40	0
	T. Spears	30	224	7.5	43	1
	N. Westbrook-Ikhine	28	447	16.0	98t	9
<b>Texans</b>	N. Collins	63	968	15.4	67t	6
	T. Dell	51	667	13.1	50	3
	D. Schultz	50	503	10.1	32	2
	S. Diggs	47	496	10.6	49	3

Interceptions	No.	Yds	Avg	Long	TD	
<b>Titans</b>	A. Hooker	5	68	13.6	30	0
<b>Texans</b>	C. Bullock	5	96	19.2	68	0
	D. Stingley	5	48	9.6	31	0

Punting	No.	Yds	Avg	Net	TB	In	Lg	B	
<b>Titans</b>	R. Stonehouse	68	3,472	51.1	38.4	7	20	75	2
<b>Texans</b>	T. Townsend	72	3,458	48.0	44.1	6	37	69	1

Punt Returns	No.	FC	Yds	Avg	Lg	TD	
<b>Titans</b>	J. Jackson	28	7	215	7.7	20	0
<b>Texans</b>	S. Sims	16	8	99	6.2	19	0
	R. Woods	14	14	135	9.6	36	0

Kickoff Returns	No.	Yds	Avg	Lg	TD	
<b>Titans</b>	J. Jackson	16	412	25.8	34	0
<b>Texans</b>	D. Pierce	8	305	38.1	80	0
	S. Sims	7	195	27.9	37	0

Scoring/Kickers	PAT	FG	Pts	
<b>Titans</b>	N. Folk	25/25	21/22	88
<b>Texans</b>	K. Fairbairn	32/33	35/41	137

Sacks	Total	
<b>Titans</b>	H. Landry III	8.0
<b>Texans</b>	D. Hunter	12.0

Tackles	Total	Solo	Asst	
<b>Titans</b>	K. Murray Jr.	95	57	38
<b>Texans</b>	Henry To'oTo'o	101	51	50





## 2024 INDIVIDUAL NFL RANKINGS

(qualifiers only, where applicable)

Category	Team	Player	Stat	NFL Rank
Passer Rating	Titans	Will Levis*	79.8	-
	Texans	C.J. Stroud	86.0	23
Passing Yards	Titans	Will Levis	1,916	31
	Texans	C.J. Stroud	3,677	10
Passing TDs	Titans	Will Levis	12	26t
	Texans	C.J. Stroud	19	14t
Rushing Yards	Titans	Tony Pollard	1,017	12
	Texans	Joe Mixon	993	15
Rushing Average	Titans	Tony Pollard	4.3	24t
	Texans	Joe Mixon	4.1	34t
Rushing TDs	Titans	Tony Pollard	5	29t
	Texans	Joe Mixon	11	11
Receptions	Titans	Calvin Ridley	61	45t
	Texans	Nico Collins	63	38t
Receiving Yards	Titans	Calvin Ridley	941	23
	Texans	Nico Collins	968	21
Receiving TDs	Titans	Nick Westbrook-Ikhine	9	9t
	Texans	Nico Collins	6	28t
Sacks	Titans	Harold Landry III	8.0	22t
	Texans	Danielle Hunter	12.0	3
Interceptions	Titans	Amani Hooker	5	6t
	Texans	C. Bullock, D. Stingley	5	6t

\* Does not qualify based on attempts

## 2024 SITUATIONAL RECORDS

TENNESSEE TITANS		HOUSTON TEXANS	
Total	3 - 13	Total	9 - 7
Home	1 - 6	Home	5 - 3
Away	2 - 7	Away	4 - 4
Grass	1 - 3	Grass	1 - 2
Turf	2 - 10	Turf	8 - 5
AFC	3 - 8	AFC	7 - 4
NFC	0 - 5	NFC	2 - 3
In Division	1 - 4	In Division	4 - 1
Out Division	2 - 9	Out Division	5 - 6
Indoor	1 - 2	Indoor	5 - 3
Outdoor	2 - 11	Outdoor	4 - 4
September	1 - 3	September	3 - 1
October	0 - 3	October	3 - 2
November	2 - 2	November	1 - 2
December	0 - 5	December	2 - 2
Sunday	2 - 13	Sunday	8 - 4
Monday	1 - 0	Monday	1 - 0
		Wednesday	0 - 1
		Thursday	0 - 1
		Saturday	0 - 1



## THIS WEEK'S NFL SCHEDULE

All Times Central

Saturday, Jan. 4

Cleveland at Baltimore	3:30	ESPN/ABC
Cincinnati at Pittsburgh	7:00	ESPN/ABC

Sunday, Jan. 5

Carolina at Atlanta	12:00	CBS
Washington at Dallas	12:00	FOX
Chicago at Green Bay	12:00	FOX
Jacksonville at Indianapolis	12:00	FOX
Buffalo at New England	12:00	CBS
New York Giants at Philadelphia	12:00	CBS
New Orleans at Tampa Bay	12:00	FOX
Houston at Tennessee	12:00	CBS
San Francisco at Arizona	3:25	FOX
Kansas City at Denver	3:25	CBS
Los Angeles Chargers at Las Vegas	3:25	CBS
Seattle Seahawks at Los Angeles Rams	3:25	FOX
Miami Dolphins at New York Jets	3:25	FOX
Minnesota Vikings at Detroit Lions	7:20	NBC

## LAST WEEK'S STARTERS

Titans vs. Jaguars | Texans vs. Ravens

TITANS OFFENSE			TEXANS DEFENSE		
WR	0	Calvin Ridley	DE	55	Danielle Hunter
TE	85	Chig Okonkwo	DT	97	Mario Edwards Jr.
LT	55	JC Latham	DT	98	Tim Settle
LG	77	Peter Skoronski	DE	51	Will Anderson Jr.
C	62	Corey Levin	LB	39	Henry To'oTo'o
RG	60	Daniel Brunskill	LB	48	Christian Harris
RT	71	Jaelyn Duncan	LB	43	Neville Hewitt
TE	88	David Martin-Robinson	CB	4	Kamari Lassiter
WR	15	Nick Westbrook-Ikhine	CB	24	Derek Stingley Jr.
QB	11	Mason Rudolph	S	21	Calen Bullock
RB	2	Tyjae Spears	S	23	Eric Murray

TITANS DEFENSE			TEXANS OFFENSE		
OLB	49	Arden Key	WR	12	Nico Collins
DT	98	Jeffery Simmons	WR	2	Robert Woods
NT	93	T'Vondre Sweat	TE	87	Cade Stover
DE	69	Sebastian Joseph-Day	LT	78	Laremy Tunsil
OLB	58	Harold Landry III	LG	71	Tytus Howard
LB	57	Luke Gifford	C	54	Jarrett Patterson
LB	17	Jerome Baker	RG	53	Kendrick Green
CB	29	Jarvis Brownlee Jr.	RT	57	Blake Fisher
CB	39	Darrell Baker Jr.	TE	86	Dalton Schultz
CB	21	Roger McCreary	QB	7	C.J. Stroud
S	35	Daryl Worley	RB	28	Joe Mixon





## NOTABLE PERFORMANCES VS. THE TEXANS

### **CB DARRELL BAKER JR.**

- On 1/7/22 against Houston, Baker Jr. made his NFL debut and recovered a fumble by Keke Coutee and returned it seven yards for the Colts.

### **LB JEROME BAKER**

- On 11/7/21 against Houston, Baker notched seven tackles and an interception for the Dolphins.
- On 11/27/22 against Houston, Baker posted four tackles, a sack and a forced fumble. Strip-sacked Kyle Allen on a third-and-13 play in the fourth quarter for the Dolphins.

### **WR TYLER BOYD**

- On 11/12/23 against Houston, Boyd recorded a season-high 117 receiving yards on eight catches, including a 64-yarder late in the fourth quarter to set up a game-tying field goal for the Bengals.
- On 11/11/24 at Houston, Boyd led the offense with six receptions for 55 yards, which set season highs.

### **CB JARVIS BROWNLEE JR.**

- On 11/24/24 at Houston, Brownlee posted four tackles, one tackle for loss, a team-high three passes defended and his first career interception. Became the second rookie cornerback in 2024 with three passes defended and one interception in a game, joining Tarheeb Still of the L.A. Chargers.

### **K NICK FOLK**

- On 10/10/21 at Houston, Folk made all four field goal attempts and one of two extra point attempts. Made a 21-yard field goal with 17 seconds left in the game to give the Patriots a 25-22 lead and win. It was the 11th game-winning field goal of his career.
- On 11/24/24 at Houston, Folk connected on attempts of 51, 56 and 51 yards. He registered his second career game with three field goals of 50-plus yards. The 56-yarder matched his career long. It is tied for the second longest field goal in franchise history.

### **S AMANI HOOKER**

- On 1/3/21 at Houston, Hooker tallied an interception and two tackles. The interception led to a Titans field goal.

### **OLB HAROLD LANDRY III**

- On 11/24/24 at Houston, Landry totaled three tackles, including a sack for his first career safety. Helped to secure the victory with a sack of C.J. Stroud in the end zone with 1 minute and 13 seconds remaining in the fourth quarter. Landry was the first individual Titans defender to tally a safety since outside linebacker Cameron Wake at Cleveland on Sept. 8, 2019.

### **QB WILL LEVIS**

- On 11/24/24 at Houston, Levis completed 18 of 24 passes for 278 yards with two touchdowns and one interception for a 123.3 passer rating. Credited with his second career game-winning drive after completing the go-ahead 70-yard touchdown pass to Chig Okonkwo.

### **TE CHIG OKONKWO**

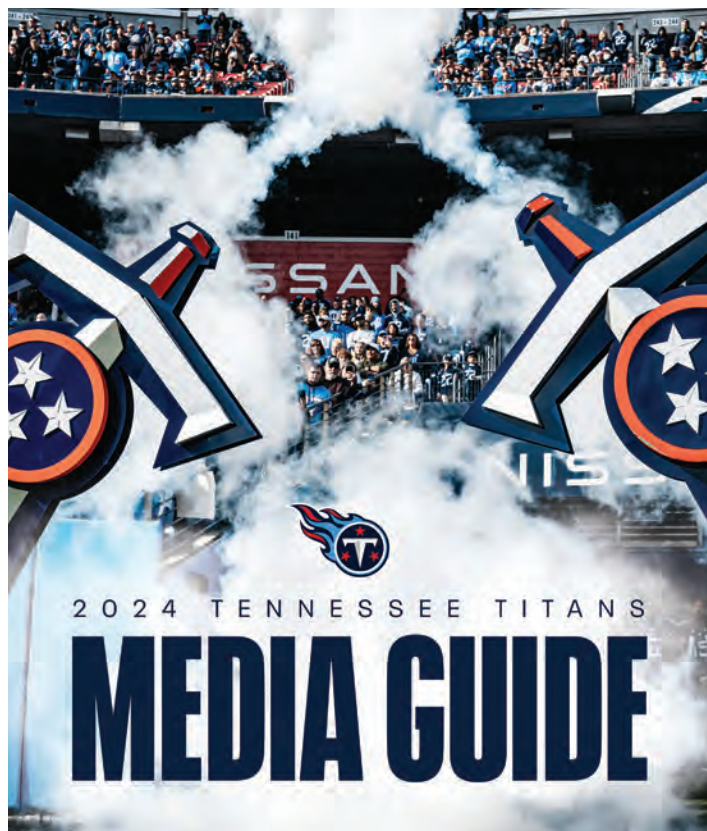
- On 11/24/24 at Houston, Okonkwo took a pass from Will Levis 70 yards for a touchdown. It was the longest reception of his career and set a career high for receiving yards in a game.

### **RB TONY POLLARD**

- On 12/11/22 against Houston, Pollard rushed for 42 yards on 10 carries with a touchdown and added four receptions for 20 yards and a touchdown for the Cowboys. It marked his first career game with both a rushing and receiving touchdown.
- On 11/24/24 at Houston, Pollard led the team with 119 yards and a touchdown on 24 rushing attempts. He added 10 yards on three receptions.

### **WR NICK WESTBROOK-IKHINE**

- On 11/21/21 against Houston, Westbrook-Ikhine led the team with a then career-high 107 receiving yards on a career-best seven receptions.



*Click to access the 2024 Titans Media Guide*

## WHAT TO LOOK FOR THIS WEEK

### **TITANS ORGANIZATION**

- The Titans conclude the 65th season in franchise history and the team's 26th campaign at Nissan Stadium.
- This week marks the 1,000th regular season game in franchise history.

### **TITANS OFFENSE**

- The Titans offense can register its fifth consecutive game with a third-down conversion rate of 45.0 percent or higher. It would match the franchise's longest such streak since 1999 (2007 and 2016).

### **TITANS DEFENSE**

- The Titans enter the finale ranked second in the NFL in passing defense, allowing 177.9 opponent passing yards per game. The Philadelphia Eagles are pacing the league at 176.4 passing yards allowed per game. The last time the Titans finished in the top five in passing defense in a season was 2000, when they ranked first in the league.
- The Titans rank third in total defense in 2024, allowing 307.3 yards per game. The last time the team finished in the top five in total defense in a season was 2007, when the defense ranked fifth.

### **WR TYLER BOYD**

- Needs one reception to register the eighth 40-catch season of his career.

### **LS MORGAN COX**

- Can appear in every game of the season for the 12th time in his career.
- Can pass **Reggie White** (232 games) for the fourth-most NFL games played by a former University of Tennessee Volunteer.

### **K NICK FOLK**

- Enters the game with an all-time NFL-record streak of 85 consecutive field goals made on attempts from less than 40 yards.





- With 403 career field goals, he ranks 14th in NFL history. He is four field goals behind Arizona Cardinals kicker **Matt Prater**, who is 13th with 407 career field goals but is currently on injured reserve.
- His current 95.5 percentage on field goals in 2024 (21 of 22) would qualify as the second-best single-season percentage in franchise history behind his 96.7 percent in 2023.

#### **S AMANI HOOKER**

- With a career-high five interceptions in 2024, he needs one more to record the team's first six-interception season since **Kevin Byard** had eight interceptions in 2017.
- With 12 career interceptions, he needs one more to tie **Jason McCourty** (13) for the eighth-highest career total for the franchise during its "Titans era" (1999–present).

#### **OLB ARDEN KEY**

- Needs a half sack to reach seven sacks in 2024 and set a career high for a season. His 6.5 sacks in 2024 are tied with the 6.5 sacks he registered with San Francisco in 2021.

#### **OLB HAROLD LANDRY III**

- Can finish the season with 17 starts. It would be his fifth career season to appear in every game and his fourth career season (second consecutive) to start every contest.
- Enters the game with 49.5 career sacks and needs a half sack to reach 50 for his career. He would be the eighth all-time member of the franchise to do so.
- Currently ranks eighth in franchise history in career sacks. With 1.5 more sacks, he will tie **Jurrell Casey** (51) for seventh place, and with 2.5 more sacks, he will tie **Jevon Kearse** (52) for sixth place. Only Casey and Kearse have had more sacks for the franchise during its "Titans era," which began in 1999.

#### **T JC LATHAM**

- Can finish the season with 17 starts. He would join **Jack Conklin** (2016), **Chance Warmack** (2013) and **Michael Roos** (2005) as the franchise's only rookie offensive linemen in the "Titans era" (1999–present) to start every game.

#### **TE CHIG OKONKWO**

- Enters the game with 52 receptions for 479 yards in 2024. With 21 receiving yards, he will join **Frank Wycheck** (six consecutive seasons) and **Delanie Walker** (five) as the only tight ends in franchise history to record consecutive seasons with at least 50 receptions and 500 receiving yards.
- Needs three receptions to eclipse his 54 receptions in 2023 for a new career high.
- Needs 50 receiving yards to eclipse his 528 receiving yards in 2023 for a new career high.

#### **RB TONY POLLARD**

- Needs two more rushing touchdowns to reach 30 for his career.
- Needs one rushing touchdown to record his third consecutive season with at least six rushing touchdowns (nine in 2022 and six in 2023).
- With 1,255 scrimmage yards in 2024, he needs 124 more scrimmage yards to set a new career high for a season (1,378 scrimmage yards in 2022).
- With 238 rushing attempts in 2024, he needs 15 more to set a career high (252 in 2023).
- Needs 45 scrimmage yards and one scrimmage touchdown to join **Derrick Henry** as the NFL's only players with 1,300 scrimmage yards and six scrimmage touchdowns in all three seasons from 2022 to 2024.

#### **WR CALVIN RIDLEY**

- With 61 receptions for 941 yards in 2024, he needs 59 receiving yards to record his third career 1,000-yard receiving season (2020 and 2023). It would be the franchise's 12th 1,000-yard receiving season during its "Titans era" (1999–present).

- Can extend his career-best streak with his 12th consecutive game with a catch of at least 20 yards. He would tie **Delanie Walker** (12 consecutive games from 2015 to 2016) for the longest such streak by a Titans player since 2000.

#### **DT JEFFERY SIMMONS**

- With five sacks in 2024 entering the game, he needs one more to register his third career season with at least six sacks.
- Needs a half sack to reach 5.5 sacks in 2024. He would become the franchise's first player to reach the number in four consecutive seasons since **Ray Childress** (eight consecutive seasons from 1987–1994).
- Can record his sixth consecutive game with at least five tackles to extend his career-best streak.

#### **G PETER SKORONSKI**

- Can finish the season with 17 starts for the first time in his career.

#### **P RYAN STONEHOUSE**

- Can extend his career-best streak and the NFL's longest current streak with his 24th consecutive game with at least one punt of 50-plus yards.
- Leads the NFL with a 51.1-yard punting average in 2024 through Sunday, Dec. 29. After leading the league in 2022 and 2023, he can become the first player since the 1970 NFL-AFL merger to lead the league in gross punting average for three consecutive seasons.
- After averaging an NFL-record 53.1-yards per punt as a rookie in 2022 and then averaging 53.1 yards per attempt in 2023, he can become the first player in NFL history to record three career seasons with an average of 50.0 yards per punt. Las Vegas punter **AJ Cole** could also accomplish the feat this week.

#### **WR NICK WESTBROOK-IKHINE**

- Enters the week with nine touchdown receptions in the past 12 games.
- Can become the team's first player to register a touchdown catch in nine or more games in a season since **A.J. Brown** (10) accomplished the feat in 2020.
- Needs one more receiving touchdown (19 in his career entering the game) to become the 16th player in franchise history to reach 20 career touchdown receptions.
- Needs one more receiving touchdown in 2024 (nine entering the game) to log the 10th individual season in franchise history with 10 or more touchdown catches.





## WHERE THE TEAMS RANK IN 2024

### 2024 OFFENSIVE STATISTICS AND NFL RANKING

OFFENSIVE CATEGORY	TITANS STAT (RANK)	TEXANS STAT (RANK)
Yards / Game	303.6 (28)	316.3 (21)
Yards / Play	5.00 (27)	5.06 (24)
Rushing Yards / Game	110.6 (15)	106.4 (21)
Rushing Yards / Play	4.23 (16)	4.20 (19)
Passing Yards / Game	193.0 (28)	209.9 (19)
Passing Yards / Play	6.13 (23)	6.20 (22)
Interception Rate	4.17% (32)	2.21% (17)
Sacks / Pass Attempt	9.92% (28)	9.78% (27)
First Downs / Game	18.4 (19)	18.1 (24t)
Punt Return Avg	7.7 (27)	8.5 (22)
Kickoff Return Avg	26.2 (23)	31.2 (3)
Field Goals Made	92.00% (5)	85.37% (12)
3rd Down Pct	38.00% (17)	37.44% (19)
4th Down Pct	35.00% (31)	62.50% (11)
Red Zone Pct	55.81% (17)	50.94% (26)
Goal to Go%	65.00% (26)	61.54% (28)
Avg Time of Possession	30:47 (10)	30:57 (8)
Points / Game	18.6 (25t)	21.8 (18)
Turnover Margin	-16 (31)	+10 (5t)


### 2024 DEFENSIVE STATISTICS AND NFL RANKING

DEFENSIVE CATEGORY	TITANS STAT (RANK)	TEXANS STAT (RANK)
Yards / Game	307.3 (3)	315.1 (7)
Yards / Play	5.18 (6)	5.09 (5)
Rushing Yards / Game	129.4 (22)	115.8 (12)
Rushing Yards / Play	4.37 (14)	4.47 (20)
Passing Yards / Game	177.9 (2)	199.3 (6)
Passing Yards / Play	6.40 (10)	6.04 (2)
Interception Rate	2.47% (13)	3.60% (2)
Sacks / Pass Attempt	6.97% (21)	8.90% (4)
First Downs / Game	18.5 (6)	18.7 (8t)
Punt Return Avg	14.4 (32)	5.0 (1)
Kickoff Return Avg	32.0 (31)	26.0 (8)
3rd Down Pct	41.29% (21t)	36.10% (8)
4th Down Pct	81.82% (32)	65.22% (25)
Red Zone Pct	66.04% (29)	66.67% (30t)
Goal to Go%	75.00% (16t)	85.71% (31)
Points / Game	27.3 (30)	22.4 (16)
Point Differential / Game	-8.8 (30)	-0.6 (17)
Yard Differential / Game	-3.7 (18)	1.3 (16)

## TEXANS HEAD COACH DeMECO RYANS

### DeMECO RYANS AT A GLANCE

- **Regular season record:** 18-14
- **Postseason record:** 1-1
- **Overall record:** 19-15
- **Vs. Titans:** 2-1
- **On the road vs. Titans:** 1-0
- **At home vs. Titans:** 1-1
- **Vs. Brian Callahan:** 0-1
- **Year as Texans head coach:** 2
- **Year as NFL head coach:** 2



#### DeMeco Ryans' Assistant Coaching Staff:

Stephen Adegoke	Safeties
Sean Baker	Defense/Special Teams Assistant
Danny Barrett	Assistant Head Coach/Running Backs
Ben Bolling	Defensive Assistant
Will Burnham	Assistant Special Teams Coordinator
Matt Burke	Defensive Coordinator
Bill Davis	Linebackers
Jarrold James	Offensive Assistant
Jerrod Johnson	Quarterbacks
Bill Lazor	Senior Offensive Assistant
Ben McDaniels	Wide Receivers/Offensive Pass Game Coordinator
Ryan Milus	Defensive Assistant
Jake Moreland	Tight Ends
Nate Ollie	Assistant Defensive Line
Cole Popovich	Assistant Offensive Line
Frank Ross	Special Teams Coordinator
Bobby Slowik	Offensive Coordinator
Mike Snyder	Offensive Assistant
Chris Strausser	Offensive Line
Cory Undlin	Defensive Passing Game Coordinator
Dino Vasso	Defensive Backs
Leander Wallace	Offensive Assistant
Rod Wright	Defensive Line
Zach Yenser	Assistant Offensive Line
Jake Olson	Assistant to the Head Coach
Tom Adden	Assistant Director of Football Administration

**DeMeco Ryans** was named the sixth head coach in Texans history on Jan. 31, 2023. Ryans arrived in Houston after six seasons with the San Francisco 49ers, most recently as the team's defensive coordinator for two years (2021-22).

In his first season as a head coach, Ryans led Houston to a 10-7 record, a division title and a playoff berth—a first for the franchise since 2019. In two postseason contests, Houston defeated Cleveland in the wild card round by a score of 45-14 before falling to Baltimore in the divisional round. The first two Texans draft picks made with Ryans at the helm, quarterback **C.J. Stroud** and defensive end **Will Anderson Jr.**, were named Associated Press NFL Offensive and Defensive Rookie of the Year, respectively. He was named PFWA Coach of the Year, the first Texans coach to receive the honor.

Ryans was named the 2022 PFWA Assistant Coach of the Year after helping lead San Francisco to the NFC Championship. The 49ers defense ranked first in total defense (300.6 yards per game), total points allowed (277) and points allowed (16.3) per game. Under his leadership, 49ers defensive lineman **Nick Bosa** garnered AP Defensive Player of the Year honors in 2022, linebacker **Fred Warner** earned two first team All-Pro honors (2020, 2022) and defensive back **Talanoa Hufanga** earned first-team All-Pro and Pro Bowl honors in 2022.

In his first season as defensive coordinator, Ryans helped the 49ers allow the third-fewest yards per game in the NFL (310) and surrender the sixth-fewest passing yards per game (206.5). The 49ers also led the league in forced fumbles with 22. Prior to his time as coordinator, Ryans served as the 49ers inside linebackers coach from (2018-20). In 2019, San Francisco led the league in forced fumbles (21). Ryans also served as the team's defensive quality control coach in 2017, his first NFL coaching job.

As a player, Ryans was originally drafted by the Texans in the second round (33rd overall) of the 2006 NFL Draft. He was named first team All-Pro in 2007, was selected to the Pro Bowl in 2007 and 2009, and currently sits as the second-leading tackler in franchise history (636). He played for the Eagles from 2012-15 and finished his career starting 139 of 140 games played. Over a 10-year career, he registered 735 tackles, 46 passes defended, 13.5 sacks, 10 fumble recoveries and seven interceptions.

A native of Bessemer, Ala., Ryans played collegiately at the University of Alabama from 2002-05. As a senior, he was a unanimous All-American selection, Southeastern Conference Defensive Player of the Year and earned first team All-SEC honors.

#### DeMECO RYANS' COACHING BACKGROUND

<b>2023-present:</b>	Houston Texans - Head Coach
<b>2021-22:</b>	San Francisco 49ers - Defensive Coordinator
<b>2018-20:</b>	San Francisco 49ers - Inside Linebackers
<b>2017:</b>	San Francisco 49ers - Defensive Quality Control
<b>2012-15:</b>	Philadelphia Eagles - Player
<b>2006-11:</b>	Houston Texans - Player





# TITANS-TEXANS CONNECTIONS

## TEAM AND LOCAL CONNECTIONS

### FORMER TITANS

- Texans linebacker **Azeez Al-Shaair** spent the 2023 season with the Titans, racking up 163 tackles, nine tackles for loss, two sacks and a fumble recovery in 17 starts.
- Texans defensive lineman **Denico Autry** played in 46 games with 33 starts over three seasons (2021-23) with the Titans, recording 108 tackles, 30 tackles for loss, 28.5 sacks and four forced fumbles.
- Texans wide receiver **Robert Woods** played for the Titans in 2022. In 17 games, Woods recorded 53 receptions for 527 yards and two touchdowns.
- Texans defensive coordinator **Matt Burke** spent four seasons with the Titans as an administrative assistant from 2004-05 and as a defensive assistant/quality control coach from 2006-08.

### FORMER TEXANS

- Titans assistant director of sports performance **Brian Bell** served as strength and conditioning assistant for the Texans from 2015-17.
- Titans linebackers coach **Frank Bush** spent four seasons with the Texans as senior defensive assistant from 2007-08 and defensive coordinator from 2009-10.
- Titans coaching assistant **Perry Carter** began his NFL coaching career with the Texans spending four seasons (2006-09) as a defensive assistant and four (2010-13) as assistant defensive backs coach.
- Titans director of sports performance **Zac Woodfin** spent a portion of his final playing season with the Texans in 2007.











### TITANS WITH HOUSTON/TEXAS AREA CONNECTIONS

- Titans defensive lineman **Keondre Coburn** is a native of Houston. He attended Westfield High School and was an All-American, three-time all-district player and earned Defensive Player of the Year honors from the Touchdown Club of Houston as a senior in 2017. Coburn also appeared in 51 games with 45 starts in five seasons (2018-22) at the University of Texas, where he was named second-team All-Big 12 by coaches and Associated Press as a senior.
- Titans linebacker **Jack Gibbens** (IR) was born in Bulverde, Texas, and attended Smithson Valley (Texas) High School where he was named first-team all-district as a senior. Gibbens initially attended Abilene Christian University for four seasons (2017-2020) before graduating and transferring to the University of Minnesota.
- Titans defensive lineman **James Lynch** was born in Round Rock, Texas, and attended Round Rock High School where he was ranked the No. 50 recruit in the state of Texas. He played three seasons (2017-19) at Baylor and left as the school's all-time sack leader with 23 in 38 games played. He earned Big 12 Defensive Player of the Year honors as a junior in 2019.
- Titans linebacker **Kenneth Murray Jr.** (IR) was born in Houston and attended Elkins High School in Missouri City, Texas. At Elkins, he was ranked the No. 34 player in the state by Rivals and also lettered in track and field at the school.
- Titans nose tackle **T'Vondre Sweat** was born in Huntsville, Texas, and attended Huntsville High School, where he was an all-state defensive lineman and named District MVP in 2018. Sweat played five seasons (2019-23) at Texas, playing in 62 games and being named a unanimous All-American as a senior. He was also named 2023 Big 12 Defensive Player of the Year and the winner of the 2023 Outland Trophy.
- Titans assistant offensive line coach **Matt Jones** coached the offensive line at Texas Southern from 2017-18.
- Titans secondary/safeties coach **Steve Jackson** is a native of Houston.
- Titans running backs coach **Randy Jordan** served four seasons in the same role at Texas A&M University from 2008-11.
- Titans tight ends coach **Justin Outten** served as assistant head coach, offensive coordinator, and offensive line coach at Westfield High School in Houston from 2008-15.
- Titans sports performance assistant **Haley Roberts** spent two years (2021-22) as an assistant strength and conditioning coach at Sam Houston State, working with multiple athletic teams during her time there. Roberts also earned her Master of Science in kinesiology from Sam Houston State in 2023.
- Titans wide receivers coach **Tyke Tolbert** is a native of Conroe, Texas.

## TEXANS WITH TENNESSEE AREA CONNECTIONS

- Texans defensive lineman **Derek Barnett** is a Nashville native and attended Brentwood Academy, where he earned all-state honors as a defensive end. He then played collegiately at the University of Tennessee (2014-16) where he broke the all-time career sack record for the school with 33. He also ranks second in the school's history in tackles for loss with 52.
- Texans offensive lineman **Shaq Mason** is a native of Columbia, Tenn., and attended Columbia Central High School where he played offensive line and defensive tackle and was named all-state and all-district in 2009 and 2010.
- Texans assistant special teams coordinator **Will Burnham** spent two seasons (2016-17) as the tight ends/fullbacks coach at Tennessee-Martin.
- Texans assistant defensive line coach **Nate Ollie** spent three seasons (2015-17) at the University of Tennessee as a graduate assistant. Ollie served as interim defensive line coach in 2017.

## FORMER COLLEGE TEAMMATES




		T JC Latham (2021-23) WR Calvin Ridley (2015-17)
		DE Will Anderson Jr. (2020-22) WR John Metchie III (2019-21) LB Henry To'oTo'o (2021-22)
		DB Justin Hardee Sr. (2012-14, 16)
		LB Jake Hansen (2016; 18-21)
		QB Will Levis (2021-22) WR Bryce Oliver (2018-20)
		Zach Yenser (2022-23)
		OLB Arden Key (2015-17) OLB Ali Gaye (2020-22)
		CB Derek Stingley Jr. (2019-21) LB Devin White (2016-18)
		LB James Williams (2021-23)
		Rod Wright (2022)
		OLB Jaylen Harrell (2020-23)
		Stephen Adegoke (2022) Ben McDaniels (2018-20)
		DT Jeffery Simmons (2016-18)
		Stephen Adegoke (as player) (2016-18)
		LB Otis Reese IV (2020-22)
		G Nick Broeker (2019-22)



















# TITANS-TEXANS CONNECTIONS




## FORMER COLLEGE TEAMMATES

	 Randy Jordan (2012-13)
	 Jarrod James (as player) (2011-13)

	 LB Jerome Baker (2015-17)
	 OL Nicholas Petit-Frere (2018-21)
	 TE Nick Vannett (2012-15)
	 TE Cade Stover (2021-23)
	 QB C.J. Stroud (2020-22)
	 Bill Davis (2017-18)





	 QB Will Levis (2019-20)
	 C/G Juice Scruggs (2018-22)
	 Bill Lazor (2019)





	 DL Sebastian Joseph-Day (2013-17)
	 Ben McDaniels (2014-15)

	 OL Daniel Brunskill (2012-16)
	 OL Zach Thomas (2016-21)





	 Steve Donatell (2019-21)
	 QB Davis Mills (2017-20)




## FORMER NFL TEAMMATES

	 Frank Bush (2021-23)
	 Steve Jackson (2022-23)
	 Mike Snyder (2022-23)




	 LS Morgan Cox (2010-20)
	 Anthony Levine Sr. (2013-20)
	 Dennard Wilson (2023)






	 LB Del'Shawn Phillips (2022-23)
	 Jerrod Johnson (as player) (2016)




	 Colt Anderson (as player) (2016-17)
	 DE Jerry Hughes (2013-21)
	 WR Robert Woods (2013-16)

	 Chris Harris (2007-09)
	 Josh McCown (as player) (2008-09)






## FORMER NFL TEAMMATES

	 Chris Harris (2013-14)
	 Jerrod Johnson (as player) (2013-14)



	 WR Tyler Boyd (2016-23)
	 Colt Anderson (2020-23)
	 Brian Callahan (2019-23)
	 RB Joe Mixon (2017-23)

	 Brian Callahan (2020-23)
	 Ben Bloom (2020-23)




 S M.J. Stewart (2020-21)
---

	 LB Luke Gifford (2019-22)
	 RB Tony Pollard (2019-23)
	 Bill Callahan (2012-14)
	 Ben Bloom (2011-19)

	 TE Dalton Schultz (2018-22)
	 Jerrod Johnson (as player) (2016)

	 Brian Callahan (2010-15)
	 Bo Hardegree (2014)
	 Tyke Tolbert (2011-17)


 Cory Undlin (2012-14)
--

	 Chris Harris (as player) (2011)
	 Steve Jackson (2013)



 Matt Burke (2009-13)
---

	 Chad Brinker (2010-22)
	 Mark Lovat (1999-23)
	 Justin Outten (2019-21)
	 Grant Thorne (2013-23)




	 CB Ka'dar Hollman (2019-20)
	 Bill Davis (2000)


 CB Darrell Baker Jr. (2022-23)
---

	 Nate Ollie (2022-23)
	 Chris Strausser (2019-22)

	 OLB Arden Key (2022)
	 WR Calvin Ridley (2022-23)

 DT Florunso Fatukasi (2022-23)
---

	 DL Keondre Coburn (2023)
	 CB L'Jarius Sneed (IR) (2020-23)


























 P Tommy Townsend (2020-23)
---


















# TITANS-TEXANS CONNECTIONS

## FORMER NFL TEAMMATES

		OLB Arden Key (2018-20) Bill Callahan (1998-03) Bo Hardegree (2022-23) Nick Holz (2012-21) Tom Jones (1996-23)
		DL Denico Autry (2014-17) Ryan Milus (2021)
		LB Kenneth Murray Jr. (IR) (2020-23) TE Nick Vannett (2023) Chris Harris (2016-19)
		Ryan Milus (2019-20)
		
		WR Robert Woods (2017-21) OL Zach Thomas (2022-23)
		LB Jerome Baker (2018-23) Frank Bush (2017-18) Bo Hardegree (2016-18)
		LB Neville Hewitt (2015-17) OL Laremy Tunsil (2016-18) Danny Barrett (2016-17) Matt Burke (2016-18)
		
		DL James Lynch (2020-23)
		CB Kris Boyd (2019-22) DE Danielle Hunter (2015-23) Jerrod Johnson (2022)
		K Nick Folk (2019-22) Bo Hardegree (2021)
		CB Myles Bryant (2020-23) OL Shaq Mason (2015-21) Cole Popovich (2016-20)
		
		K Nick Folk (2010-16) Frank Bush (2019-20) Bill Callahan (2008-11) Bo Hardegree (2019-20) Steve Jackson (2018-19) Grant Thorne (2010) Dennard Wilson (2017-20)
		DT Folorunso Fatukasi (2018-21) LB Neville Hewitt (2018-20) Rod Wright (2010)
		
		
		

## FORMER NFL TEAMMATES

		Colt Anderson (as player) (2013-15) Tracy Rucker (2021-23) Dennard Wilson (2021-22)
		DL Derek Barnett (2017-23) Bill Davis (2013-15) Jerrod Johnson (as player) (2011) Bill Lazor (2013) DeMeco Ryans (as player) (2013-15)
		
		QB Mason Rudolph (2018-23)
		C/G Kendrick Green (2021)
		OL Daniel Brunskill (2019-22) DL Sebastian Joseph-Day (2023) OLB Arden Key (2021) Ran Carthon (2017-22)
		LB Azeez Al-Shaair (2019-22) Stephen Adegoke (2022) Jerrod Johnson (2017) Bobby Slowik (2017-22) DeMeco Ryans (2017-22) Cory Undlin (2021-22) Zach Yenser (2021-22)
		K Nick Folk (2017) Luke Stocker (as player) (2011-17)
		OL Shaq Mason (2015-21) S M.J. Stewart (2018-19) RB Dare Ogunbowale (2018-19) LB Devin White (2019-23) Sean Baker (as player) (2012)
		
		Bill Callahan (2019-23) Chris Harris (2020-22) Steve Jackson (2004-11) Randy Jordan (2014-23)
		DT Tim Settle Jr. (2018-21) WR Steven Sims (2019-20) RB Dare Ogunbowale (2017) Bill Lazor (2004-07) Ben McDaniels (2012-13) Bobby Slowik (2010-13)
		

*Indicates Coach or Personnel Staff*



# CAREER GAME-BY-GAME STATS VS. THE TEXANS: TITANS OFFENSE

## QUARTERBACKS

### Will Levis (Passing)

Date	Opp	W-L	G/S	Att	Cmp	Pct	Yds	Yd/A	TD	TD%	Int	Int%	Lg	Sk	Lst	Rate
12/17/23	Hou	L	QB	26	17	65.4	199	7.65	0	0.0	1	3.8	37	7	61	72.4
12/31/23	@Hou	L	QB	2	6	33.3	16	2.67	0	0.0	0	0.0	12	1	10	42.4
11/24/24	@Hou	W	QB	24	18	75.0	278	11.58	2	8.3	1	4.2	70t	8	41	123.3
<b>Totals</b>		<b>1-2</b>	<b>3/3</b>	<b>56</b>	<b>37</b>	<b>66.1</b>	<b>493</b>	<b>8.80</b>	<b>2</b>	<b>3.67</b>	<b>2</b>	<b>3.6</b>	<b>70t</b>	<b>16</b>	<b>122</b>	<b>90.8</b>

### Will Levis (Rushing)

Date	Opp	W-L	G/S	Att	Yds	Avg	Lg	TD
12/17/23	Hou	L	QB	4	25	6.3	11	1
12/31/23	@Hou	L	QB	0	0	-	-	0
11/24/24	@Hou	W	QB	8	10	1.3	6	0
<b>Totals</b>		<b>1-2</b>	<b>3/3</b>	<b>12</b>	<b>35</b>	<b>2.9</b>	<b>11</b>	<b>1</b>

### Mason Rudolph (Passing)

Date	Opp	W-L	G/S	Att	Cmp	Pct	Yds	Yd/A	TD	TD%	Int	Int%	Lg	Sk	Lst	Rate
None																
<b>Totals</b>		<b>0-0</b>	<b>0/0</b>	<b>0</b>	<b>0</b>	<b>0.0</b>	<b>0</b>	<b>0</b>	<b>0</b>	<b>0</b>	<b>0</b>	<b>0.0</b>	<b>0</b>	<b>0</b>	<b>0</b>	<b>0</b>

### Mason Rudolph (Rushing)

Date	Opp	W-L	G/S	Att	Yds	Avg	Lg	TD
None								
<b>Totals</b>		<b>0-0</b>	<b>0/0</b>	<b>0</b>	<b>0</b>	<b>0.0</b>	<b>0</b>	<b>0</b>

## RUNNING BACKS

### Julius Chestnut

Date	Opp	W-L	G/S	Rushing					Receiving				
				Att	Yds	Avg	Lg	TD	Rec	Yds	Avg	Lg	TD
12/24/22	Hou	L		0	0	-	-	0	0	0	-	-	0
11/24/24	@Hou	W		1	3	3.0	3	0	1	2	2.0	2	0
<b>Totals</b>		<b>1-1</b>	<b>2/0</b>	<b>1</b>	<b>3</b>	<b>3.0</b>	<b>3</b>	<b>0</b>	<b>1</b>	<b>2</b>	<b>2.0</b>	<b>2</b>	<b>0</b>

### Joshua Kelley

Date	Opp	W-L	G/S	Rushing					Receiving				
				Att	Yds	Avg	Lg	TD	Rec	Yds	Avg	Lg	TD
12/26/21	@Hou	L		5	7	1.4	5	0	1	14	14.0	14	0
10/2/22	@Hou	W		4	15	3.8	6	0	0	0	-	-	0
11/24/24	@Hou	W		0	0	-	-	0	0	0	-	-	0
<b>Totals</b>		<b>2-1</b>	<b>3/0</b>	<b>9</b>	<b>22</b>	<b>2.4</b>	<b>6</b>	<b>0</b>	<b>1</b>	<b>14</b>	<b>14.0</b>	<b>14</b>	<b>0</b>

### Tony Pollard

Date	Opp	W-L	G/S	Rushing					Receiving				
				Att	Yds	Avg	Lg	TD	Rec	Yds	Avg	Lg	TD
12/11/22	Hou	W		10	42	4.2	18	1	4	20	5.0	10t	1
11/24/24	@Hou	W	RB	24	119	5.0	27	1	3	10	3.3	9	0
<b>Totals</b>		<b>2-0</b>	<b>2/1</b>	<b>34</b>	<b>161</b>	<b>4.7</b>	<b>27</b>	<b>2</b>	<b>7</b>	<b>30</b>	<b>4.3</b>	<b>10t</b>	<b>1</b>

### Tyjae Spears

Date	Opp	W-L	G/S	Rushing					Receiving				
				Att	Yds	Avg	Lg	TD	Rec	Yds	Avg	Lg	TD
12/17/23	Hou	L		9	30	3.3	9	0	1	7	7.0	7	0
12/31/23	@Hou	L	RB	6	0	0.0	5	0	4	29	7.3	10	0
<b>Totals</b>		<b>0-2</b>	<b>2/1</b>	<b>15</b>	<b>30</b>	<b>2.0</b>	<b>9</b>	<b>0</b>	<b>5</b>	<b>36</b>	<b>7.2</b>	<b>10</b>	<b>0</b>

## WIDE RECEIVERS

### Tyler Boyd

Date	Opp	W-L	G/S	Rec	Yds	Avg	Lg	TD
12/24/16	@Hou	L		2	25	12.5	21	0
11/12/23	Hou	L	WR	8	117	14.6	64	0
11/24/24	@Hou	W	WR	6	55	9.2	19	0
<b>Totals</b>		<b>1-2</b>	<b>3/2</b>	<b>16</b>	<b>197</b>	<b>12.3</b>	<b>64</b>	<b>0</b>

### Jha'Quan Jackson

Date	Opp	W-L	G/S	Rec	Yds	Avg	Lg	TD
11/24/24	@Hou	W		0	0	-	-	0
<b>Totals</b>		<b>1-0</b>	<b>1/0</b>	<b>0</b>	<b>0</b>	<b>-</b>	<b>-</b>	<b>0</b>

### Mason Kinsey

Date	Opp	W-L	G/S	Rec	Yds	Avg	Lg	TD
12/17/23	Hou	L		0	0	-	-	0
12/31/23	@Hou	L		0	0	-	-	0
<b>Totals</b>		<b>0-2</b>	<b>2/0</b>	<b>0</b>	<b>0</b>	<b>-</b>	<b>-</b>	<b>0</b>

### Bryce Oliver

Date	Opp	W-L	G/S	Rec	Yds	Avg	Lg	TD
11/24/24	@Hou	W		0	0	-	-	0
<b>Totals</b>		<b>1-0</b>	<b>1/0</b>	<b>0</b>	<b>0</b>	<b>-</b>	<b>-</b>	<b>0</b>





## CAREER GAME-BY-GAME STATS VS. THE TEXANS: TITANS OFFENSE

### Calvin Ridley

Date	Opp	W-L	G/S	Rec	Yds	Avg	Lg	TD
10/6/19	@Hou	L	WR	5	88	17.6	29t	1
9/24/23	Hou	L	WR	3	40	13.3	21	0
11/26/23	@Hou	W	WR	5	89	17.8	45	1
11/24/24	@Hou	W	WR	5	93	18.6	63	0
<b>Totals</b>		<b>2-2</b>	<b>4/4</b>	<b>18</b>	<b>310</b>	<b>17.2</b>	<b>63</b>	<b>2</b>

### Nick Westbrook-Ikhine

Date	Opp	W-L	G/S	Rec	Yds	Avg	Lg	TD
10/18/20	Hou	W	WR	0	0	-	-	0
1/03/21	@Hou	W		0	0	-	-	0
11/21/21	Hou	L		7	107	15.3	46	0
1/09/22	@Hou	W		4	78	19.5	36	1
10/30/22	@Hou	W	WR	0	0	-	-	0
12/24/22	Hou	L	WR	2	23	11.5	14	0
12/17/23	Hou	L	WR	1	33	33	33	0
11/24/24	@Hou	W	WR	2	48	24.0	38t	1
<b>Totals</b>		<b>5-3</b>	<b>8/5</b>	<b>16</b>	<b>289</b>	<b>18.1</b>	<b>46</b>	<b>2</b>

### TIGHT ENDS

### David Martin-Robinson

Date	Opp	W-L	G/S	Rec	Yds	Avg	Lg	TD
None								
<b>Totals</b>		<b>0-0</b>	<b>0/0</b>	<b>0</b>	<b>0</b>	<b>-</b>	<b>-</b>	<b>0</b>

### Nick Vannett

Date	Opp	W-L	G/S	Rec	Yds	Avg	Lg	TD
10/29/17	Hou	W		1	8	8.0	8	0
11/24/24	@Hou	W		0	0	-	-	0
<b>Totals</b>		<b>2-0</b>	<b>2/0</b>	<b>1</b>	<b>8</b>	<b>8.0</b>	<b>8</b>	<b>0</b>

### Chig Okonkwo

Date	Opp	W-L	G/S	Rec	Yds	Avg	Lg	TD
10/30/22	@Hou	W		1	3	3.0	3	0
12/24/22	Hou	L		1	10	10.0	10	0
12/17/23	Hou	L	TE	3	36	12.0	22	0
12/31/23	@Hou	L	TE	3	34	11.3	21	0
11/24/24	@Hou	W	TE	1	70	70.0	70t	1
<b>Totals</b>		<b>2-3</b>	<b>5/3</b>	<b>9</b>	<b>153</b>	<b>17.0</b>	<b>70t</b>	<b>1</b>

### Josh Whyle

Date	Opp	W-L	G/S	Rec	Yds	Avg	Lg	TD
11/24/24	@Hou	W		0	0	-	-	0
<b>Totals</b>		<b>1-0</b>	<b>1/0</b>	<b>0</b>	<b>0</b>	<b>-</b>	<b>-</b>	<b>0</b>

## CAREER GAME-BY-GAME STATS VS. THE TEXANS: TITANS SPECIALISTS

### RETURNERS

### Julius Chestnut

Date	Opp	W-L	PR	FC	Yds	Avg	Lg	TD	KR	Yds	Avg	Lg	TD
12/24/22	Hou	L	0	0	0	-	-	0	4	85	21.3	28	0
11/24/24	@Hou	W	0	0	0	-	-	0	3	91	30.3	39	0
<b>Totals</b>		<b>0-1</b>	<b>0</b>	<b>0</b>	<b>0</b>	<b>-</b>	<b>-</b>	<b>0</b>	<b>7</b>	<b>176</b>	<b>25.1</b>	<b>39</b>	<b>0</b>

### Jha'Quan Jackson

Date	Opp	W-L	PR	FC	Yds	Avg	Lg	TD	KR	Yds	Avg	Lg	TD
11/24/24	@Hou	W	3	2	2	0.7	2	0	0	0	-	-	0
<b>Totals</b>		<b>1-0</b>	<b>3</b>	<b>2</b>	<b>2</b>	<b>0.7</b>	<b>2</b>	<b>0</b>	<b>0</b>	<b>0</b>	<b>-</b>	<b>-</b>	<b>0</b>

### Mason Kinsey

Date	Opp	W-L	PR	FC	Yds	Avg	Lg	TD	KR	Yds	Avg	Lg	TD
12/17/23	Hou	L	4	1	17	4.3	6	0	0	0	-	-	0
12/31/23	@Hou	L	2	1	22	11.0	13	0	0	0	-	-	0
<b>Totals</b>		<b>0-2</b>	<b>6</b>	<b>2</b>	<b>39</b>	<b>6.5</b>	<b>13</b>	<b>0</b>	<b>0</b>	<b>0</b>	<b>-</b>	<b>-</b>	<b>0</b>

### Tyjae Spears

Date	Opp	W-L	PR	FC	Yds	Avg	Lg	TD	KR	Yds	Avg	Lg	TD
12/17/23	Hou	L	0	0	0	-	-	0	0	0	-	-	0
12/31/23	@Hou	L	0	0	0	-	-	0	0	0	-	-	0
<b>Totals</b>		<b>0-2</b>	<b>0</b>	<b>0</b>	<b>0</b>	<b>-</b>	<b>-</b>	<b>0</b>	<b>0</b>	<b>0</b>	<b>-</b>	<b>-</b>	<b>0</b>

### KICKERS

### Nick Folk

Date	Opp	W-L	FGM	FGA	Pct	XPM	XPA	1-19	20-29	30-39	40-49	50+	Lg	KO	TB
11/21/10	Hou	W	3	4	75.0	3	3	0-0	0-0	3-3	0-0	0-1	37	7	0
10/8/15	Hou	L	1	1	100.0	2	2	0-0	1-1	0-0	0-0	0-0	21	3	0
11/22/20	@Hou	L	2	2	100.0	2	2	0-0	0-0	1-1	1-1	0-0	45	0	0
10/10/21	@Hou	W	4	4	100.0	1	2	0-0	1-1	1-1	0-0	2-2	52	0	0
12/17/23	Hou	L	1	1	100.0	1	2	0-0	0-0	0-0	1-1	0-0	45	4	1
12/31/23	@Hou	L	1	1	100.0	0	0	0-0	0-0	0-0	0-0	1-1	53	0	0
11/24/24	@Hou	W	3	3	100.0	3	3	0-0	0-0	0-0	0-0	3-3	56	6	2
<b>Totals</b>		<b>3-4</b>	<b>15</b>	<b>16</b>	<b>93.8</b>	<b>12</b>	<b>14</b>	<b>0-0</b>	<b>2-2</b>	<b>5-5</b>	<b>2-2</b>	<b>6-7</b>	<b>56</b>	<b>20</b>	<b>3</b>





# CAREER GAME-BY-GAME STATS VS. THE TEXANS: TITANS SPECIALISTS

## PUNTERS

### Ryan Stonehouse

Date	Opp	W-L	Num	Blk	Yds	Avg	Lg	TB	In20	NetAvg
10/30/22	@Hou	W	5	0	242	48.4	57	1	4	40.8
12/24/22	Hou	L	6	0	301	50.2	61	0	1	43.3
11/24/24	@Hou	W	5	0	250	50.0	62	0	2	45.2
<b>Totals</b>		<b>2-1</b>	<b>16</b>	<b>0</b>	<b>793</b>	<b>49.6</b>	<b>62</b>	<b>1</b>	<b>7</b>	<b>43.1</b>

# CAREER GAME-BY-GAME STATS VS. THE TEXANS: TITANS DEFENSE

### Chidobe Awuzie (CB)

Date	Opp	W-L	G/S	Tackle	Sack	Int	FF	FR
10/7/18	@Hou	L	CB	3	0.0	0	0	0
11/24/24	@Hou	W		8	0.0	0	0	0
<b>Totals</b>		<b>1-1</b>	<b>2/1</b>	<b>11</b>	<b>0.0</b>	<b>0</b>	<b>0</b>	<b>1</b>

### Darrell Baker Jr. (CB)

Date	Opp	W-L	G/S	Tackle	Sack	Int	FF	FR
1/8/23	Hou	L		0	0.0	0	0	1
9/17/23	@Hou	W		3	0.0	0	0	0
1/6/24	Hou	L		0	0.0	0	0	0
11/24/24	@Hou	W	CB	3	0.0	0	0	0
<b>Totals</b>		<b>2-2</b>	<b>4/1</b>	<b>6</b>	<b>0.0</b>	<b>0</b>	<b>0</b>	<b>1</b>

### Jerome Baker (LB)

Date	Opp	W-L	G/S	Tackle	Sack	Int	FF	FR
10/25/18	@Hou	L	LB	4	0.0	0	0	0
11/7/21	Hou	W	LB	7	0.0	1	0	0
11/27/22	Hou	W	LB	4	1.0	0	1	0
11/24/24	@Hou	W	LB	3	0.0	0	0	0
<b>Totals</b>		<b>3-1</b>	<b>4/4</b>	<b>18</b>	<b>1.0</b>	<b>1</b>	<b>1</b>	<b>0</b>

### Kendell Brooks (DB)

Date	Opp	W-L	G/S	Tackle	Sack	Int	FF	FR
None								
<b>Totals</b>		<b>0-0</b>	<b>0/0</b>	<b>0</b>	<b>0.0</b>	<b>0</b>	<b>0</b>	<b>0</b>

### Mike Brown (S)

Date	Opp	W-L	G/S	Tackle	Sack	Int	FF	FR
12/4/22	@Hou	W		0	0.0	0	0	0
12/31/23	@Hou	L		1	0.0	0	0	0
11/24/24	@Hou	W	S	5	0.0	0	0	0
<b>Totals</b>		<b>2-1</b>	<b>3/1</b>	<b>6</b>	<b>0.0</b>	<b>0</b>	<b>0</b>	<b>0</b>

### Jarvis Brownlee Jr. (CB)

Date	Opp	W-L	G/S	Tackle	Sack	Int	FF	FR
11/24/24	@Hou	W	CB	4	0.0	1	0	0
<b>Totals</b>		<b>1-0</b>	<b>1/1</b>	<b>4</b>	<b>0.0</b>	<b>1</b>	<b>0</b>	<b>0</b>

### Keondre Coburn (DL)

Date	Opp	W-L	G/S	Tackle	Sack	Int	FF	FR
12/17/23	Hou	L		1	0.0	0	0	0
12/31/23	@Hou	L		4	0.0	0	0	0
11/24/24	@Hou	W		0	0.0	0	0	0
<b>Totals</b>		<b>1-2</b>	<b>3/0</b>	<b>5</b>	<b>0.0</b>	<b>0</b>	<b>0</b>	<b>0</b>

### Ali Gaye (OLB)

Date	Opp	W-L	G/S	Tackle	Sack	Int	FF	FR
11/24/24	@Hou	W		1	1.0	0	0	0
<b>Totals</b>		<b>1-0</b>	<b>1/0</b>	<b>1</b>	<b>1.0</b>	<b>0</b>	<b>0</b>	<b>0</b>

### Luke Gifford (LB)

Date	Opp	W-L	G/S	Tackle	Sack	Int	FF	FR
12/11/22	Hou	W		0	0.0	0	0	0
12/17/23	Hou	L		0	0.0	0	0	0
11/24/24	@Hou	W		0	0.0	0	0	0
<b>Totals</b>		<b>2-1</b>	<b>3/0</b>	<b>0</b>	<b>0.0</b>	<b>0</b>	<b>0</b>	<b>0</b>

### Cedric Gray (LB)

Date	Opp	W-L	G/S	Tackle	Sack	Int	FF	FR
11/24/24	@Hou	W		0	0.0	0	0	0
<b>Totals</b>		<b>1-0</b>	<b>1/0</b>	<b>0</b>	<b>0.0</b>	<b>0</b>	<b>0</b>	<b>0</b>

### Justin Hardee Sr. (DB)

Date	Opp	W-L	G/S	Tackle	Sack	Int	FF	FR
9/9/19	Hou	W		0	0.0	0	0	0
11/28/21	@Hou	W		0	0.0	0	0	0
12/10/23	Hou	W		0	0.0	0	0	0
11/24/24	@Hou	W		0	0.0	0	0	0
<b>Totals</b>		<b>4-0</b>	<b>4/0</b>	<b>0</b>	<b>0.0</b>	<b>0</b>	<b>0</b>	<b>0</b>

### Jaylen Harrell (OLB)

Date	Opp	W-L	G/S	Tackle	Sack	Int	FF	FR
11/24/24	@Hou	W		0	0.0	0	0	0
<b>Totals</b>		<b>1-0</b>	<b>1/0</b>	<b>0</b>	<b>0.0</b>	<b>0</b>	<b>0</b>	<b>0</b>

### Amani Hooker (S)

Date	Opp	W-L	G/S	Tackle	Sack	Int	FF	FR
12/15/19	Hou	L		0	0.0	0	0	0
12/29/19	@Hou	W		0	0.0	0	0	0
10/18/20	Hou	W		1	0.0	0	0	0
1/03/21	@Hou	W		2	0.0	1	0	0
11/21/21	Hou	L	S	4	0.0	0	0	0
1/09/22	@Hou	W	S	2	0.0	0	0	0
10/30/22	@Hou	W	S	1	0.0	0	0	0
12/17/23	Hou	L	S	8	0.0	0	0	0
<b>Totals</b>		<b>5-3</b>	<b>8/4</b>	<b>18</b>	<b>0.0</b>	<b>1</b>	<b>0</b>	<b>0</b>

### Sebastian Joseph-Day (DE)

Date	Opp	W-L	G/S	Tackle	Sack	Int	FF	FR
10/2/22	@Hou	W	DT	4	1.0	0	0	0
11/24/24	@Hou	W	DE	2	0.0	0	0	0
<b>Totals</b>		<b>2-0</b>	<b>2/2</b>	<b>6</b>	<b>1.0</b>	<b>0</b>	<b>0</b>	<b>0</b>

### Arden Key (OLB)

Date	Opp	W-L	G/S	Tackle	Sack	Int	FF	FR
10/27/19	@Hou	L		2	1.0	0	0	0
1/2/22	Hou	W		1	1.0	0	0	0
10/9/22	Hou	L		0	0.0	0	0	0
1/1/23	@Hou	W	OLB	2	0.0	0	0	0
12/17/23	Hou	L		0	0.0	0	0	0
12/31/23	@Hou	L	OLB	0	0.0	0	0	0
11/24/24	@Hou	W	OLB	2	0.0	0	0	0
<b>Totals</b>		<b>3-4</b>	<b>7/3</b>	<b>7</b>	<b>2.0</b>	<b>0</b>	<b>0</b>	<b>0</b>



# CAREER GAME-BY-GAME STATS VS. THE TEXANS: TITANS DEFENSE

## Harold Landry III (OLB)

Date	Opp	W-L	G/S	Tackle	Sack	Int	FF	FR
9/16/18	Hou	W		0	0.0	0	0	0
11/26/18	@Hou	L		7	0.5	0	0	0
12/15/19	Hou	L	OLB	3	0.0	0	0	0
12/29/19	@Hou	W	OLB	2	0.0	0	0	0
10/18/20	Hou	W	OLB	6	0.5	0	0	0
1/03/21	@Hou	W	OLB	4	1.0	0	0	0
11/21/21	Hou	L	OLB	5	0.0	0	0	0
1/09/22	@Hou	W	OLB	4	0.0	0	0	0
12/17/23	Hou	L	OLB	6	0.0	0	0	0
12/31/23	@Hou	L		5	1.0	0	0	0
11/24/24	@Hou	W	OLB	3	1.0	0	0	0
<b>Totals</b>		<b>6-5</b>	<b>11/8</b>	<b>45</b>	<b>4.0</b>	<b>0</b>	<b>0</b>	<b>0</b>

## James Lynch (DL)

Date	Opp	W-L	G/S	Tackle	Sack	Int	FF	FR
11/24/24	@Hou	W		0	0.0	0	0	0
<b>Totals</b>		<b>1-0</b>	<b>1/0</b>	<b>0</b>	<b>0.0</b>	<b>0</b>	<b>0</b>	<b>0</b>

## Roger McCreary (CB)

Date	Opp	W-L	G/S	Tackle	Sack	Int	FF	FR
10/30/22	@Hou	W	CB	6	0.0	0	0	0
12/24/22	Hou	L	CB	5	0.0	0	0	0
12/17/23	Hou	L	CB	7	0.0	0	0	0
12/31/23	@Hou	L	CB	7	0.0	0	0	0
11/24/24	@Hou	W		6	0.0	0	0	0
<b>Totals</b>		<b>2-3</b>	<b>5/4</b>	<b>31</b>	<b>0.0</b>	<b>0</b>	<b>0</b>	<b>0</b>

## Raekwon McMillan (LB)

Date	Opp	W-L	G/S	Tackle	Sack	Int	FF	FR
10/25/18	@Hou	L	LB	9	0.0	0	0	0
10/13/24	Hou	L	LB	4	0.0	0	0	0
<b>Totals</b>		<b>0-2</b>	<b>2/2</b>	<b>13</b>	<b>0.0</b>	<b>0</b>	<b>0</b>	<b>0</b>

## Otis Reese IV (LB)

Date	Opp	W-L	G/S	Tackle	Sack	Int	FF	FR
12/17/23	Hou	L		0	0.0	0	0	0
12/31/23	@Hou	L	LB	9	0.0	0	0	0
11/24/24	@Hou	W		0	0.0	0	0	0
<b>Totals</b>		<b>1-2</b>	<b>3/1</b>	<b>9</b>	<b>0.0</b>	<b>0</b>	<b>0</b>	<b>0</b>

## Jeffery Simmons (DT)

Date	Opp	W-L	G/S	Tackle	Sack	Int	FF	FR
12/15/19	Hou	L	DE	3	0.0	0	0	0
12/29/19	@Hou	W		3	0.0	0	0	0
10/18/20	Hou	W	DT	6	1.0	0	0	0
1/3/21	@Hou	W	DT	0	0.0	0	0	0
11/21/21	Hou	L	DT	5	0.0	0	0	0
1/9/22	@Hou	W	DT	2	1.0	0	0	0
10/30/22	@Hou	W	DT	2	1.0	0	0	0
12/24/22	Hou	L	DT	4	0.0	0	0	0
11/24/24	@Hou	W	DT	2	1.0	0	0	0
<b>Totals</b>		<b>6-3</b>	<b>9/8</b>	<b>18</b>	<b>4.0</b>	<b>0</b>	<b>0</b>	<b>0</b>

## T'Vondre Sweat (NT)

Date	Opp	W-L	G/S	Tackle	Sack	Int	FF	FR
11/24/24	@Hou	W	NT	2	1.0	0	0	0
<b>Totals</b>		<b>1-0</b>	<b>1/1</b>	<b>2</b>	<b>1.0</b>	<b>0</b>	<b>0</b>	<b>0</b>

## James Williams (LB)

Date	Opp	W-L	G/S	Tackle	Sack	Int	FF	FR
11/24/24	@Hou	W		0	0.0	0	0	0
<b>Totals</b>		<b>1-0</b>	<b>1/0</b>	<b>0</b>	<b>0.0</b>	<b>0</b>	<b>0</b>	<b>0</b>

## Daryl Worley (DB)

Date	Opp	W-L	G/S	Tackle	Sack	Int	FF	FR
10/27/19	@Hou	L	CB	5	0.0	0	0	0
9/10/23	Hou	W		0	0.0	0	0	0
11/24/24	@Hou	W	S	4	0.0	0	0	0
<b>Totals</b>		<b>2-1</b>	<b>3/2</b>	<b>9</b>	<b>0.0</b>	<b>0</b>	<b>0</b>	<b>0</b>





# REGULAR TITANS LINEUP



## OFFENSIVE STARTERS

**WR 0-Calvin Ridley (6-1, 190, 6th Year/1st with Titans, Alabama)** - The former first-round pick signed in Tennessee in 2024 after previously playing for Atlanta (2018-21) and Jacksonville (2023). He totaled 324 receptions for 4,358 yards and 36 touchdowns prior to joining the Titans.

	G	GS	Rec	Yds	Avg	Lg	TD
2024	16	13	61	941	15.4	63	4
Career	82	65	385	5299	13.8	75t	40

**TE 85-Chig Okonkwo (6-3, 238, 3rd Year/3rd with Titans, Maryland)** - Okonkwo (pronounced "oh-KAHN-kwo"), a 2022 fourth-rounder, appeared in every game over his first two seasons. He totaled 54 receptions for 528 yards in 2023 after setting the franchise rookie tight end record with 450 receiving yards in 2022.

	G	GS	Rec	Yds	Avg	Lg	TD
2024	16	10	52	479	9.2	70t	2
Career	50	29	138	1457	10.6	70t	6

**LT 55-JC Latham (6-6, 342, Rookie, Alabama)** - The seventh overall pick played in 41 games with 27 consecutive starts at right tackle for Alabama over three seasons (2021-23). He was a second-team All-American in 2023.  
2024 & Career G/GS: 16/16

**LG 77-Peter Skoronski (6-4, 313, 2nd Year/2nd with Titans, Northwestern)** - The 11th overall pick in 2023 started 14 games at left guard as a rookie. He transitioned from playing left tackle at Northwestern, where he never missed a game or start.  
2024 G/GS: 16/16, Career G/GS: 30/30

**C 60-Daniel Brunskill (6-5, 300, 6th Year/2nd with Titans, San Diego St.)** - After entering the NFL as a rookie free agent in 2017, he spent two years with Atlanta before joining the 49ers in 2019. After arriving in Tennessee in 2023, he started 14 games at right guard.  
2024 G/GS: 16/9, Career G/GS: 91/65

**RG 75-Dillon Radunz (6-6, 301, 4th Year/4th with Titans, North Dakota State)** - The 2021 second-round draft pick appeared in 39 games with 16 starts in his first three seasons. In 2023, he tallied career highs with 16 games played and 11 starts, including the final seven games at right tackle.  
2024 G/GS: 14/14, Career G/GS: 53/30

**RT 78-Nicholas Petit-Frere (6-5, 316, 3rd Year/3rd with Titans, Ohio State)** - The third-round draft pick started 16 games at right tackle as a rookie but was limited to three games in 2023. Last name pronounced "puh-TEET FRAIR."  
2024 G/GS: 14/10, Career G/GS: 33/28

**WR 83-Tyler Boyd (6-2, 203, 9th Year/1st with Titans, Pittsburgh)** - Boyd signed in Tennessee in 2024 after spending eight seasons in Cincinnati, where he totaled 6,000 yards and 31 touchdowns on 513 receptions, primarily as the team's slot receiver.

	G	GS	Rec	Yds	Avg	Lg	TD
2024	16	8	39	390	10.0	40	0
Career	136	85	552	6,390	11.6	72t	31

**WR 15-Nick Westbrook-Ikhine (6-2, 211, 5th Year/5th with Titans, Indiana)** - The former undrafted free agent emerged as a regular on offense in 2021, contributing at least 25 receptions, 370 yards and three touchdowns every season from 2021 to 2023. He finished the 2023 campaign on injured reserve. Last name pronounced "uh-KEEN-ay."

	G	GS	Rec	Yds	Avg	Lg	TD
2024	16	8	28	447	16.0	98t	9
Career	77	38	122	1,723	14.1	98t	19

**QB 8-Will Levis (6-4, 229, 2nd Year/2nd with Titans, Kentucky)** - The second-round pick (33rd overall) started nine games as a rookie. He was the third-leading rookie passer in franchise history with 1,808 yards and eight touchdowns. Prior to the NFL, he was 17-7 as a starter in two years at Kentucky after beginning his collegiate career at Penn State.

	G	GS	Att	Cmp	Pct	Yds	TD	Int	Lg	Sk	Rate
2024	11	11	284	181	63.7	1,916	12	12	98t	40	79.8
Career	20	20	539	330	61.2	3,724	20	16	98t	68	81.9

**RB 20-Tony Pollard (6-0, 209, 6th Year/1st with Titans, Memphis)** - The Memphis native was a fourth-round pick in 2019 and spent five seasons in Dallas. He posted consecutive 1,000-yard rushing campaigns in 2022 and 2023 and started a career-high 17 contests in 2023.

	G	GS	Att	Yds	Avg	Lg	TD	Rec	Yds	Avg	Lg	TD
2024	15	15	238	1,017	4.3	41	5	41	238	5.8	30	0
Career	94	38	1,000	4,638	4.6	58t	28	217	1,557	7.2	68t	5

## OFFENSIVE RESERVES

**RB 36-Julius Chestnut (5-11, 228, 3rd Year/3rd with Titans, Sacred Heart)** - The undrafted rookie appeared in six games as a rookie in 2022. In 2023, he was placed on injured reserve after three games.

	G	GS	Att	Yds	Avg	Lg	TD	Rec	Yds	Avg	Lg	TD
2024	16	0	20	91	4.6	12	0	2	11	5.5	9	0
Career	25	0	29	103	3.6	12	0	5	52	10.4	33	0

**T 71-Jaelyn Duncan (6-6, 306, 2nd Year/2nd with Titans, Maryland)** - The sixth-round pick appeared in 10 games with five starts as a rookie in 2023. At Maryland, he appeared in 42 games with 39 starts at left tackle over five seasons.

2024 G/GS: 5/3, Career G/GS: 15/8

**G 64-Arlington Hambricht (6-5, 300, 3rd Year/1st with Titans, Colorado)** - Hambricht joined the Titans during the 2024 season after previous time with Chicago, New England and Indianapolis. He entered the NFL as a seventh-round pick with the Bears in 2020.

2024 G/GS: 4/0, Career G/GS: 15/1

**WR/KR19-Jha'Quan Jackson (5-9, 188, Rookie, Tulane)** - The sixth-round pick played five seasons at Tulane (2019-23), where he posted 109 receptions for 1,743 yards and 17 touchdowns. Additionally, he averaged 11.3 yards on 60 punt returns with a touchdown and averaged 21.4 yards on 36 kickoff returns.

Receiving		G	GS	Rec	Yds	Avg	Lg	TD				
2024/Career		12	0	1	8	8.0	8	0				
Returns		PR	FC	Yds	Avg	Lg	TD	KR	Yds	Avg	Lg	TD
2024/Career		28	7	215	7.7	20	0	16	412	25.8	34	0

**RB 25-Joshua Kelley (5-11, 212, 3rd Year/1st with Titans, UCLA)** - The former fourth-round draft choice of the Chargers joined the Titans during the 2024 season after totaling 1,148 rushing yards and six touchdowns during his time with the Chargers. In 2023, Kelley rushed for a career-high 405 yards.

	G	GS	Att	Yds	Avg	Lg	TD	Rec	Yds	Avg	Lg	TD
2024	2	0	0	0	-	0	0	0	0	-	0	0
Career	56	4	320	1,148	3.6	49t	6	50	319	6.4	35	0

**WR 12-Mason Kinsey (5-11, 200, 2nd Year/2nd with Titans, Berry College)** - The receiver and returner originally signed with the team as a rookie free agent in 2020. He appeared in three total games prior to 2023 until setting a career high with six games played in 2023.

Receiving		G	GS	Rec	Yds	Avg	Lg	TD				
2024		5	0	2	17	8.5	11	0				
Career		14	0	4	26	6.5	11	0				
Returns		PR	FC	Yds	Avg	Lg	TD	KR	Yds	Avg	Lg	TD
2024		5	4	38	7.6	9	0	0	0	-	0	0
Career		18	14	138	7.7	21	0	0	0	-	0	0

**C/G 62-Corey Levin (6-4, 307, 6th Year/6th with Titans, Chattanooga)** - A sixth-round pick in 2017, Levin has spent most of his career with the Titans, appearing in 61 games through 2023. He has also spent time during his career with the N.Y. Jets, Broncos, Bears and Patriots.

2024 G/GS: 9/1, Career G/GS: 70/5



# REGULAR TITANS LINEUP

**TE 88-David Martin-Robinson (6-3, 247, Rookie, Temple)** - The undrafted rookie free agent earned a roster spot during 2024 training camp following a six-year collegiate career. In 47 games at Temple (2018-23), he caught 94 passes for 1,177 yards and six touchdowns.

	G	GS	Rec	Yds	Avg	Lg	TD
2024/Career	4	1	1	6	6.0	6	0

**T 61-John Ojukwu (6-5, 309, 1st Year, Boise State)** - As an undrafted free agent signee in 2023, Ojukwu (pronounced "oh-JOO-koo") tallied three starts as a jumbo tight end. At Boise State, he appeared in 56 games in six seasons, totaling 51 starts as a right tackle and left tackle.

2024 G/GS: 10/3, Career G/GS: 13/6

**WR 80-Bryce Oliver (6-1, 214, Rookie, Youngstown State)** - The undrafted rookie totaled 147 receptions for 2,065 yards and 26 touchdowns at Youngstown State (2021-23) after transferring from Kentucky (2018-20).

	G	GS	Rec	Yds	Avg	Lg	TD
2024/Career	9	1	5	80	16.0	33	0

**QB 11-Mason Rudolph (6-5, 235, 7th Year/1st with Titans, Oklahoma State)** - Acquired as a free agent in 2024, the former third-round pick spent his first six seasons with the Steelers. He totaled 13 starts in Pittsburgh, including a career-high eight starts in 2019 and three starts in 2023.

	G	GS	Att	Cmp	Pct	Yds	TD	Int	Lg	Sk	Rate
2024	7	5	219	139	63.5	1,460	9	9	47	10	79.3
Career	28	18	677	430	63.5	4,545	28	20	86t	32	84.5

**RB 2-Tyjae Spears (5-11, 195, 2nd Year/2nd with Titans, Tulane)** - The third-round pick was fourth among rookie running backs in 2023 with 838 scrimmage yards and second with 385 receiving yards. At Tulane, he totaled 2,910 yards and 31 touchdowns on 427 carries. First name pronounced "TAH-zhay."

	G	GS	Att	Yds	Avg	Lg	TD	Rec	Yds	Avg	Lg	TD
2024	12	1	84	312	3.7	23	4	30	224	7.5	43	1
Career	29	2	184	765	4.2	23	6	82	609	7.4	48	2

**TE 84-Nick Vannett (6-5, 257, 9th Year/1st with Titans, Ohio State)** - A third-round pick in 2016, Vannett was with the Seahawks from 2016 to 2019. He later played with the Steelers, Broncos, Saints and Giants before spending 2023 with the Chargers. He signed with the Titans in 2024.

	G	GS	Rec	Yds	Avg	Lg	TD
2024	16	11	15	109	7.3	24	3
Career	110	54	106	986	9.3	32	9

**TE 81-Josh Whyte (6-7, 248, 2nd Year/2nd with Titans, Cincinnati)** - The fifth-round pick appeared in 11 games with three starts as a rookie. In college, he participated in 52 games over five seasons, and his 15 career touchdown grabs set the Bearcats' school record among tight ends. Last name pronounced "WHY-lee."

	G	GS	Rec	Yds	Avg	Lg	TD
2024	16	4	23	219	9.5	33	1
Career	27	7	32	313	9.8	33	2

## SPECIALISTS

**LS 46-Morgan Cox (6-4, 233, 15th Year/4th with Titans, Tennessee)** - The five-time Pro Bowl selection did not miss a game in his first three seasons in Tennessee. He was signed as an unrestricted free agent in 2021 after playing his first 11 seasons in Baltimore.

2024 G/GS: 16/0, Career G/GS: 232/0

**K 6-Nick Folk (6-1, 225, 17th Year/2nd with Titans, Arizona)** - Folk spent 15 previous seasons with Dallas (2007-09), New York Jets (2010-2016), Tampa Bay (2017) and New England (2019-22) before a 2023 trade sent him from the Patriots to the Titans. In 2023, he led the NFL and set a franchise record with a 96.7 field goal percentage (29 of 30).

	G	FGM	FGA	Pct	Lg	XPM	XPA	Pts
2024	14	21	22	95.5	56	25	25	88
Career	242	403	478	84.3	56	511	528	1,720

**P 4-Ryan Stonehouse (5-10, 193, 3rd Year/3rd with Titans, Colorado State)** - As an undrafted rookie in 2022, he was named second-team All-Pro after setting the NFL record for gross punting average (53.1) as well as the rookie record for net average (44.0). He finished 2023 on injured reserve but still led the NFL in gross average for the second consecutive season (53.1).

	G	Punt	Yds	Avg	TB	In20	Lg	Blk	Net
2024	16	68	3,472	51.1	7	20	75	2	38.4
Career	45	211	11,063	52.4	26	78	75	3	42.1



## DEFENSIVE STARTERS

**DE 69-Sebastian Joseph-Day (6-4, 310, 6th Year/1st with Titans, Rutgers)** - The former sixth-round pick was added as an unrestricted free agent after previous time with the Rams (2018-21), Chargers (2022-23) and 49ers (2023). In 2023, he started 14 games with the Chargers before finishing the campaign with the 49ers.

	GP	GS	Tackle	Sack	QBP	TFL	Int	PD	FF	FR
2024	16	11	43	2.5	14	3	0	1	0	0
Career	87	79	273	13.5	91	24	1	6	2	1

**NT 93-T'Vondre Sweat (6-4, 366, Rookie, Texas)** - Sweat was selected in the second round (38th overall) of the 2024 NFL Draft after winning the 2023 Outland Trophy at Texas. He appeared in 62 games with 17 starts in college, totaling 17.5 tackles for loss and five sacks.

	GP	GS	Tackle	Sack	QBP	TFL	Int	PD	FF	FR
2024/Career	16	15	46	1.0	22	4	0	1	1	1

**DT 98-Jeffery Simmons (6-4, 305, 6th Year/6th with Titans, Mississippi State)** - The 19th overall draft pick in 2019 appeared in 68 games with 66 starts in his first five seasons, totaling 26.5 sacks. He earned Pro Bowl berths in 2021 and 2022. In 2023, he finished the season on injured reserve after participating in 12 games.

	GP	GS	Tackle	Sack	QBP	TFL	Int	PD	FF	FR
2024	15	15	72	5.0	40	11	0	4	2	2
Career	83	81	312	31.5	213	48	0	24	5	6

**OLB 49-Arden Key (6-5, 240, 7th Year/2nd with Titans, Louisiana State)** - The former third-round pick signed in Tennessee in 2023 following stops in Oakland/Las Vegas (2018-20), San Francisco (2021) and Jacksonville (2022). He totaled 14 sacks in 71 career games before arriving in Tennessee and added six sacks in his first year with the Titans.

	GP	GS	Tackle	Sack	QBP	TFL	Int	PD	FF	FR
2024	16	15	42	6.5	38	11	0	1	2	1
Career	104	37	170	26.5	213	33	0	8	4	2

**LB 17-Jerome Baker (6-2, 232, 7th Year/1st with Titans, Ohio State)** - Baker was acquired in a trade with Seattle on Oct. 23, 2024. The former third-round pick spent his first six seasons in Miami before signing in Seattle in 2024. He arrived in Tennessee with 23.5 sacks and five interceptions in 99 games.

	GP	GS	Tackle	Sack	QBP	TFL	Int	PD	FF	FR
2024	9	8	60	2.0	6	2	0	3	1	1
Career	103	90	641	24.5	81	33	5	24	7	1

**LB 57-Luke Gifford (6-3, 243, 6th Year/2nd with Titans, Nebraska)** - Gifford was signed as an unrestricted free agent in 2023 after totaling 30 special teams tackles in four seasons with Dallas. In 2023, he appeared in 11 games with one start before finishing the campaign on injured reserve.

	GP	GS	Tackle	Sack	QBP	TFL	Int	PD	FF	FR
2024	15	3	28	0.0	0	1	1	2	0	0
Career	72	4	39	0.0	0	2	1	2	1	0





# REGULAR TITANS LINEUP



**OLB 58-Harold Landry III (6-2, 252, 7th Year/7th with Titans, Boston College)** - The 41st overall draft pick in 2018 totaled a team-high 41.5 sacks from 2018-23. After a career-high 12 sacks and a Pro Bowl berth in 2021, he missed the 2022 campaign while on injured reserve. In 2023, he came back to rank second on the team in sacks (10.5) and third in quarterback pressures (48).

	GP	GS	Tackle	Sack	QBP	TFL	Int	PD	FF	FR
2024	16	16	69	8.0	40	13	0	4	0	0
Career	97	78	410	49.5	215	57	2	12	3	2

**CB 29-Jarvis Brownlee Jr. (5-10, 194, Rookie, Louisville)** - The fifth-round draft pick (146th overall) was a two-year starter at Louisville, where he totaled 21 passes defended, including three interceptions, during his final two collegiate campaigns after transferring from Florida State.

	GP	GS	Tackle	Sack	QBP	TFL	Int	PD	FF	FR
2024/Career	16	13	70	0.0	2	7	1	8	0	0

**NCB 21-Roger McCreary (5-11, 190, 3rd Year/3rd with Titans, Auburn)** - The 2022 second-rounder appeared in 32 games with 28 starts during his first two seasons, playing on the outside and on the inside of the defense. In 2023, he led the team's defensive backs with 86 tackles.

	GP	GS	Tackle	Sack	QBP	TFL	Int	PD	FF	FR
2024	14	6	47	1.0	4	12	0	1	0	0
Career	46	34	217	3.0	9	21	2	15	1	0

**S 37-Amani Hooker (5-11, 210, 6th Year/6th with Titans, Iowa)** - The 2019 fourth-round pick played in 66 games with 37 starts in his first five seasons, and his seven total interceptions from 2020-23 ranked second on the team. He set career highs in 2023 with 13 starts and 80 tackles.

	GP	GS	Tackle	Sack	QBP	TFL	Int	PD	FF	FR
2024	14	14	70	0.0	7	4	5	9	2	0
Career	80	51	315	0.0	13	10	12	31	4	1

**S 35-Daryl Worley (6-1, 210, 7th Year/1st with Titans, West Virginia)** - The former third-round pick appeared in 90 games with six different teams before joining Tennessee in 2024. He totaled five interceptions during that time.

	GP	GS	Tackle	Sack	QBP	TFL	Int	PD	FF	FR
2024	8	6	45	0.0	2	0	1	2	0	0
Career	98	63	329	2.0	7	11	6	42	0	1

**CB 13-Chidobe Awuzie (6-0, 202, 8th Year/1st with Titans, Colorado)** - The 2017 second-rounder spent four seasons in Dallas and three seasons in Cincinnati before signing with the Titans in 2024. He arrived in Tennessee with 74 career starts and six career interceptions.

	GP	GS	Tackle	Sack	QBP	TFL	Int	PD	FF	FR
2024	7	6	20	0.0	1	0	1	4	0	0
Career	93	80	389	0.0	3	7	7	66	4	3

## DEFENSIVE RESERVES

**CB 39-Darrell Baker Jr. (6-1, 190, 2nd Year/1st with Titans, Georgia Southern)** - Baker was claimed off waivers from the Colts prior to the 2024 season. He entered the NFL in 2022 as a rookie free agent with Arizona before joining the Colts and totaling 17 games played and six starts in his first two seasons.

	GP	GS	Tackle	Sack	QBP	TFL	Int	PD	FF	FR
2024	16	9	35	0.0	0	1	0	4	0	0
Career	33	15	69	0.0	0	1	0	11	0	1

**DB 30-Kendell Brooks (6-0, 206, 1st Year/1st with Titans, Michigan State)** - Brooks arrived in Tennessee prior to the 2024 regular season after previous stints with Arizona, Washington and Indianapolis. He played two seasons at Michigan State after transferring from North Greenville.

	GP	GS	Tackle	Sack	QBP	TFL	Int	PD	FF	FR
2024	4	0	0	0.0	0	0	0	0	0	0
Career	4	0	0	0.0	0	0	0	0	0	0

**S 44-Mike Brown (6-1, 215, 2nd Year/2nd with Titans, Miami (Ohio))** - After totaling four interceptions in college, he entered the NFL as a rookie free agent and spent time in 2022 with Minnesota, Green Bay and Cleveland before joining the Titans. He appeared in nine contests with one start in 2023.

	GP	GS	Tackle	Sack	QBP	TFL	Int	PD	FF	FR
2024	16	3	34	0.0	1	0	0	1	0	0
Career	28	4	41	0.0	2	0	0	2	0	0

**DL 91-Keondre Coburn (6-2, 322, 2nd Year/2nd with Titans, Texas)** - Drafted in 2023 by Kansas City in the sixth round, the Titans signed him off the Chiefs' practice squad as a rookie. He also had a stint with Denver in 2023. He appeared in 51 games with 45 starts at Texas.

	GP	GS	Tackle	Sack	QBP	TFL	Int	PD	FF	FR
2024	14	1	11	0.0	2	0	0	0	0	0
Career	19	1	19	0.0	5	1	0	0	0	0

**OLB 99-Ali Gaye (6-6, 265, 1st Year, Louisiana State)** - The former undrafted free agent spent his 2023 rookie season on Houston's practice squad. He was claimed off waivers from Houston prior to the 2024 season. At LSU, he totaled seven sacks in 27 games over three seasons.

	GP	GS	Tackle	Sack	QBP	TFL	Int	PD	FF	FR
2024	14	0	7	1.0	4	2	0	0	0	0
Career	14	0	7	1.0	4	2	0	0	0	0

**LB 51-Cedric Gray (6-2, 234, Rookie, North Carolina)** - The fourth-round pick (106th overall) was a two-time All-ACC selection. He recorded 369 tackles, 30 stops for loss, 8.5 sacks and five interceptions in 51 games with the Tar Heels.

	GP	GS	Tackle	Sack	QBP	TFL	Int	PD	FF	FR
2024/Career	6	0	11	0.0	0	0	0	0	0	0

**DB 26-Justin Hardee Sr. (6-1, 200, 8th Year/1st with Titans, Illinois)** - The veteran joined the Titans during the 2024 season after playing 100 total games with the Saints (2017-20) and Jets (2021-23). He earned Pro Bowl honors as a special teamer in 2022.

	GP	GS	Tackle	Sack	QBP	TFL	Int	PD	FF	FR
2024	8	0	0	0.0	0	0	0	0	0	0
Career	108	0	15	0.0	0	2	1	2	1	0

**OLB 92-Jaylen Harrell (6-4, 247, Rookie, Michigan)** - The seventh-round draft pick (252nd overall) was a three-time Academic All-Big Ten selection and twice earned All-Big Ten honorable mention. He collected eight sacks in 46 collegiate games and helped Michigan to the 2023 national title.

	GP	GS	Tackle	Sack	QBP	TFL	Int	PD	FF	FR
2024/Career	16	0	9	0.0	3	2	0	0	0	0

**DL 97-James Lynch (6-4, 295, 5th Year/1st with Titans, Baylor)** - Lynch was promoted to the 53-man roster prior to Week 2. He was drafted by Minnesota in the fourth round in 2020 and appeared in 37 games in four seasons with the Vikings, totaling 53 tackles and two sacks.

	GP	GS	Tackle	Sack	QBP	TFL	Int	PD	FF	FR
2024	16	0	15	1.0	4	2	0	2	0	0
Career	53	3	68	3.0	13	6	0	2	0	1

**LB 42-Raekwon McMillan (6-2, 250, 8th Year/1st with Titans, Ohio State)** - The former second-round pick joined the Titans in Week 17 of 2024 after 70 total games with Miami (2017-19), Las Vegas (2020) and New England (2021-24). He played in nine games with the Patriots in 2024.

	GP	GS	Tackle	Sack	QBP	TFL	Int	PD	FF	FR
2024	10	4	43	0.0	3	1	0	1	0	0
Career	71	37	275	1.0	10	15	0	4	3	2

**LB 41-Otis Reese IV (6-3, 214, 2nd Year/2nd with Titans, Mississippi)** - The undrafted rookie appeared in seven games with three starts in 2023. In college, he saw action in 29 games with 27 starts at Mississippi after transferring from Georgia.

	GP	GS	Tackle	Sack	QBP	TFL	Int	PD	FF	FR
2024	13	2	9	0.0	2	1	1	1	0	0
Career	20	5	25	0.0	2	1	1	1	0	0


**LB 52-James Williams (6-4, 232, Rookie, Miami (Fla.))** - The seventh-round draft pick (242nd overall) saw action in 33 games as a safety for the Hurricanes and amassed 162 tackles with four interceptions over three seasons. He transitioned to linebacker upon entering the NFL.

	GP	GS	Tackle	Sack	QBP	TFL	Int	PD	FF	FR
2024/Career	12	0	13	0.0	0	0	0	0	0	0



# LAST WEEK VS. THE JAGUARS

Week 17: Titans 13, Jaguars 20  
 Sunday, Dec. 29, 2024 • 1:00 p.m. EST • EverBank Stadium



In Week 17 of the 2024 season, the Titans traveled to division rival Jacksonville Jaguars and fell by a score of 20-13.

The Jaguars took a 3-0 lead on their opening possession. **QB Mac Jones** led a nine-play, 38-yard drive that culminated with a **K Cam Little** 48-yard field goal.

Later in the second quarter, **QB Mason Rudolph** was intercepted by **LB Devin Lloyd** on a tipped ball to give the Jaguars possession at the Titans 43-yard line. Jacksonville capitalized on the turnover with a five-play touchdown drive. **WR Brian Thomas** caught a 17-yard pass from Jones and ran for an 18-yard gain before Jones found **WR Parker Washington** for the two-yard touchdown.

Jacksonville extended its lead to 13-0 with a 44-yard field goal by Little on their next offensive possession to make it 13-0 with 2:02 left in the half.

The Titans then closed out the first half with a 10-play, 50-yard drive, and capped it off with a 39-yard field goal by **K Matthew Wright** to make it 13-3 at the half. **TE Chig Okonkwo** converted a fourth-and-three with a nine-yard reception to keep the drive alive.

The Titans then opened the second half with a 13-play, 85-yard drive and they capped it off with an eight-yard touchdown pass from Rudolph to **TE Nick Vannett** to make it 13-10 with 6:51 left in the third quarter.

Neither team scored again in the third quarter. The Jaguars opened the fourth with a 16-play, 74-yard drive that took 9:11 off the clock and culminated in an 11-yard touchdown pass from Jones to Thomas to make it 20-10 with 7:05 left in the game.

The Titans answered on their next possession. A 28-yard field goal by Wright made it a one score game at 20-13 with 2:02 remaining. **WR Calvin Ridley** had a 20-yard reception during the drive to put the team in field goal range.

The Titans got the ball back with 1:29 left on the clock after forcing a three-and-out, while burning their three timeouts.

Rudolph led the team down to the Jacksonville 26-yard line. But facing fourth-and-10, a Rudolph pass intended for **WR Nick Westbrook-Ikhine** was broken up at the goal line in the final seconds.

Jaguars ended the game in victory formation and the Titans fell to 3-13 on the season.

### SCORING

	1	2	3	4	Final
Tennessee	0	3	7	3	13
Jacksonville	3	10	0	7	20

TEAM	SCORING PLAY	TIME
Jaguars	C.Little 48 yd. Field Goal	1-10:46
Jaguars	P.Washington 2 yd. pass from M.Jones (C.Little kick)	2-8:59
Jaguars	C.Little 44 yd. Field Goal	2-2:02
Titans	M.Wright 39 yd. Field Goal	2-0:00
Titans	N.Vannett 8 yd. pass from M.Rudolph (M.Wright kick)	3-6:51
Jaguars	B.Thomas 11 yd. pass from M.Jones (C.Little kick)	4-7:05
Titans	M.Wright 28 yd. Field Goal	4-2:02

**Missed FGs:** None  
**Attendance:** 61,995  
**Time of Game:** 2:46  
**Weather:** 72°, Rainy, Wind SSW 16 mph  
**Referee:** Shawn Smith

[CLICK TO WATCH HIGHLIGHTS](#)



TEAM STATISTICS

	Titans	Jaguars
TOTAL FIRST DOWNS	23	18
THIRD DOWN EFFICIENCY	7-14-50.0%	8-13-61.5%
FOURTH DOWN EFFICIENCY	1-2-50.0%	0-0-0.0%
TOTAL NET YARDS	337	295
Plays - Avg.	64-5.3	57-5.2
NET YARDS RUSHING	159	122
Rushes - Avg.	30-5.3	33-3.7
NET YARDS PASSING	178	173
Sacks - Yards Lost	3-15	2-1
PASS ATT-COMP-INT	31-19-1	22-15-0
PUNTS - Avg.	3-49.7	3-43.3
Net Punting Average	40.0	40.3
PUNT RETURNS - Yards	1-9	1-9
KICKOFF RETURNS - Yards	3-67	2-62
INTERCEPTIONS - Yards	0-0	1-3
PENALTIES Number and Yards	5-34	7-50
FUMBLES Number and Lost	2-0	0-0
TOUCHDOWNS	1	2
EXTRA POINTS Made-Attempts	1-1	2-2
RED ZONE EFFICIENCY	1-2-50%	2-2-100%
GOAL TO GO EFFICIENCY	0-0-0%	1-1-100%
SAFETIES	0	0
GIVEAWAYS	1	0
TAKEAWAYS	0	1
TIME OF POSSESSION	30:40	29:20

### TITANS STARTERS

OFFENSE			DEFENSE		
WR 0	C.Ridley	OLB 49	A.Key		
TE 85	C.Okonkwo	DT 98	J.Simmons		
LT 55	J.Latham	NT 93	T.Sweat		
LG 77	P.Skoronski	DE 69	S.Joseph		
C 62	C.Levin	OLB 58	H.Landry		
RG 60	D.Brunksill	LB 57	L.Gifford		
RT 71	J.Duncan	LB 17	J.Baker		
TE 88	D.Martin-Rob	CB 29	J.Brownlee		
WR 15	N.Westbrook	CB 39	D.Baker		
QB 11	M.Rudolph	CB 21	R.McCreary		
RB 2	T.Spears	S 35	D.Worley		

### JAGUARS STARTERS

OFFENSE			DEFENSE		
RB 1	T.Etienne	DE 41	J.Hines-Allen		
WR 11	P.Washington	DT 52	D.Hamilton		
TE 85	B.Strange	DT 94	M.Smith		
LT 70	C.Van Lanen	DE 44	T.Walker		
LG 76	E.Cleveland	WILL 33	D.Lloyd		
C 65	M.Morse	LB 23	F.Oluokun		
RG 68	B.Scheff	LB 48	C.Muma		
RT 77	A.Harrison	CB 3	T.Campbell		
WR 7	B.Thomas	CB 30	M.Brown		
WR 87	J.Reynolds	S 5	A.Cisco		
QB 10	M.Jones	S 42	A.Wingard		

### TITANS INDIVIDUAL STATISTICS

Rushing	Att	Yds	Avg	Lg	TD
T.Spears	20	95	4.8	23	0
M.Rudolph	5	23	4.6	7	0
J.Chestnut	3	17	5.7	9	0
C.Okonkwo	1	17	17.0	17	0
C.Ridley	1	7	7.0	7	0
<b>Total</b>	<b>30</b>	<b>159</b>	<b>5.3</b>	<b>23</b>	<b>0</b>

Passing	Att	Cmp	Yds	TD	Lg	IN	Rt
M.Rudolph	31	19	193	1	24	1	76.4
<b>Total</b>	<b>31</b>	<b>19</b>	<b>193</b>	<b>1</b>	<b>24</b>	<b>1</b>	<b>76.4</b>

Receiving	No	Yds	Avg	Lg	TD
C.Ridley	5	84	16.8	24	0
C.Okonkwo	5	42	8.4	18	0
N.Westbrook-Ikhine	3	37	12.3	18	0
T.Spears	3	8	2.7	6	0
T.Boyd	2	14	7.0	7	0
N.Vannett	1	8	8.0	8	1
<b>Total</b>	<b>19</b>	<b>193</b>	<b>10.2</b>	<b>24</b>	<b>1</b>

Interceptions	No	Yds	Avg	Lg	TD
None					

**Leading Tacklers (Press Box Totals)**  
 L.Gifford 8-5-3; M.Brown 7-4-3; D.Worley 7-4-3

**Sacks:** J.Baker 1.0; J.Lynch 1.0;  
**FF:** None  
**FR:** None

### JAGUARS INDIVIDUAL STATISTICS

Rushing	Att	Yds	Avg	Lg	TD
T.Etienne	15	49	3.3	15	0
T.Bigsby	11	33	3.0	7	0
M.Jones	6	22	3.7	9	0
B.Thomas	1	18	18.0	18	0
<b>Total</b>	<b>33</b>	<b>122</b>	<b>3.7</b>	<b>18</b>	<b>0</b>

Passing	Att	Cmp	Yds	TD	Lg	IN	Rt
M.Jones	22	15	174	2	31	0	122.2
<b>Total</b>	<b>22</b>	<b>15</b>	<b>174</b>	<b>2</b>	<b>31</b>	<b>0</b>	<b>122.2</b>

Receiving	No	Yds	Avg	Lg	TD
B.Thomas	7	91	13.0	31	1
P.Washington	3	31	10.3	24	1
D.Johnson	2	11	5.5	8	0
T.Etienne	1	26	26.0	26	0
T.Jones	1	11	11.0	11	0
D.Duvernay	1	4	4.0	4	0
<b>Total</b>	<b>15</b>	<b>174</b>	<b>11.6</b>	<b>31</b>	<b>2</b>

Interceptions	No	Yds	Avg	Lg	TD
D.Lloyd	1	3	3.0	3	0
<b>Total</b>	<b>1</b>	<b>3</b>	<b>3.0</b>	<b>3</b>	<b>0</b>

**Leading Tacklers (Press Box Totals)**  
 F.Oluokun 11-3-8; A.Cisco 8-6-2; M.Brown 7-5-2

**Sacks:** J.Hines-Allen 1.0; M.Smith 1.0; T.Walker 1.0  
**FF:** T.Walker 1.0  
**FR:** None



## TEAM NOTES

- Four players made their first appearance in a Titans uniform at Jacksonville: kicker **Matthew Wright**, linebacker **Raekwon McMillan**, offensive lineman **Chandler Brewer** and safety **Gervarius Owens**.
- The Titans' 22 starters at Jacksonville included 13 total players who did not record starts in Week 1 at Chicago, including seven players on offense and six on defense.
- The Titans offense extended its streak to eight consecutive touchdowns on red-zone possessions before kicking a field goal on its second and final red-zone drive at Jacksonville.
- On the opening possession of the second half, the offense scored a touchdown after marching 85 yards on 13 plays during a drive that took 8 minutes and 9 seconds. It was the team's third 8-minute (or longer) touchdown drive of the 2024 season, as well as the third touchdown drive of 13 or more plays.
- The offense's 23 total first downs at Jacksonville tied for the unit's third-best total of the season through 16 games.
- The Titans were successful on 50.0 percent of their third downs at Jacksonville, with seven conversions on 14 attempts. It tied for their second-best rate of the season. The offense's four best third-down performances of 2024 occurred in the past four games.
- The offense rushed for 159 yards on 30 attempts at Jacksonville, which was the unit's second-best rushing yardage total of the season through 16 games.
- The offense's 5.3 average yards per rushing attempt was the offense's best in any game with 30 or more total attempts since the unit averaged 5.9 yards on 31 attempts against Houston on Dec. 24, 2022.
- The Titans defense limited the Jaguars to 173 net passing yards. It was the 11th time in 2024 that the Titans kept their opponent under 200 passing yards. They entered the week ranked first in passing defense, yielding a league-low 178.3 passing yards per contest.
- The Titans won the time-of-possession battle for the 10th time in 2024 (30:40 to 29:20).

## CB CHIDOBE AWUZIE

- Tallied three tackles and a pass defended.
- Totaled four passes defended in four games since returning to the roster from injured reserve.

## LB JEROME BAKER

- Started and tied for fourth on the team with six tackles. He also registered a sack and a pass defended.
- In the fourth quarter, he took down **Mac Jones** for no gain to register his second sack of the season, which improved his career total to 24.5 sacks.

## S MIKE BROWN

- Tied for second on the defense with seven tackles and added a special teams tackle.

## LS MORGAN COX

- Appeared in his 232nd career game to tie former defensive end **Reggie White** for fourth place in NFL history for games played by a University of Tennessee product. The only former Volunteers with more NFL game appearances than Cox and White are tight end **Jason Witten** (271 NFL games), quarterback **Peyton Manning** (266) and punter **Dustin Colquitt** (255).

## LB LUKE GIFFORD

- Led the team with eight tackles and added a pass defended.
- It was his third time to lead the defense in tackles within a four-game span.



## OLB ARDEN KEY

- Credited with five tackles against his former team, tying for his second-best tackle total of 2024 through 16 games.

## DL JAMES LYNCH

- Helped end a Jaguars drive in the first quarter with a one-yard sack of **Mac Jones**. It was his first sack of 2024, which gave him three career sacks.

## TE DAVID MARTIN-ROBINSON

- Logged his first NFL start at tight end.

## CB ROGER McCREARY

- Totaled four tackles, including a tackle for loss.
- Registered his 12th tackle for loss of 2024, which tied Cincinnati's **Mike Hilton** for the most among NFL defensive backs in 2024 through the early afternoon games of Dec. 29.

## TE CHIG OKONKWO

- Tied for the team lead with five receptions for 42 yards.
- Rushed for a career-long 17-yard gain in the second quarter.
- Caught an 18-yard pass to convert a third down in the third quarter.
- Reached the 50-catch mark for the second consecutive season. His 52 receptions in 2024 are two fewer than his career-high 54 in 2023.
- Tallied his third consecutive game with at least five receptions.
- With 22 receptions over a three-game stretch, Okonkwo tied the franchise record among tight ends (since 1970) for the most receptions in a three-game span. Only **Delanie Walker**, who had 22 receptions within three games in 2015 (Nov. 19-Dec. 6) has equaled Okonkwo's total among franchise tight ends since 1970.

## WR CALVIN RIDLEY

- Led the offense with 84 receiving yards and tied for the team lead with five receptions against his former team.
- Registered his 28th career game with at least five receptions and 80 receiving yards, and he logged his fourth such performance of 2024.
- Converted a third-and-eight with a 19-yard reception in the third quarter.
- In the fourth quarter, he contributed catches of 24 yards and 20 yards.
- Added a seven-yard rushing attempt.
- Reached 900 yards for the third season in his career (941).
- Logged his 11th consecutive game with a catch of at least 20 yards. It is the best such streak of his career and also the second-longest

## NOTES FROM LAST WEEK'S GAME

by a Titans player since the beginning of the 2000 campaign (12 by **Delanie Walker**, 2015-16).

### QB MASON RUDOLPH

- Registered his fifth start of the season (18th career) and completed 19 of 31 passes for 193 yards with one touchdown and one interception.
- Added 23 rushing yards on five attempts.
- Completed an eight-yard touchdown pass to **Nick Vannett** in the third quarter.
- Found **Calvin Ridley** for completions of 24 yards and 20 yards in the fourth quarter.

### DT JEFFERY SIMMONS

- Credited with five tackles.
- Registered his fifth consecutive game with at least five tackles, which is the longest such streak of his career.

### RB TYJAE SPEARS

- Recorded his first start of the season and the second start of his career.
- Led the offense with 20 carries and 95 rushing yards, setting career highs in both categories before leaving the contest in the third quarter due to an injury.
- Added eight yards on three receptions to give him 103 scrimmage yards. It was his second career game to reach the 100-yard scrimmage mark.
- Totaled a career-high six rushing first downs in the contest.
- Tied his career long with a 23-yard rushing attempt during the offense's first series.

### P RYAN STONEHOUSE

- Averaged 49.7 gross yards and 40.0 net yards on three punts with one punt placed inside the 20.
- Pinned Jacksonville at its four-yard line with a 38-yard punt in the first quarter.
- Booted a 61-yard punt for a touchback in the second quarter.
- Extended his career-best streak and the NFL's longest active streak with his 23rd consecutive game with at least one punt of 50-plus yards.



### TE NICK VANNETT

- Scored his third touchdown of the season on an eight-yard pass from **Mason Rudolph** in the third quarter. It was his ninth career touchdown reception.
- His three touchdown catches in 2024 tied his career high, which he first established in 2018.

### WR NICK WESTBROOK-IKHINE

- Totaled 37 yards on three receptions.
- Caught an 18-yard pass from **Mason Rudolph** in the third quarter to convert a third down.

### S DARYL WORLEY

- Tied for second on the defense with seven tackles.

### K MATTHEW WRIGHT

- Made both field goals and his only extra point attempt in his Titans debut.
- Connected on his first attempt with the Titans, a 39-yard field goal as time expired in the first half.
- Added a 28-yarder in the fourth quarter.

## SELECT TITANS POSTGAME QUOTES

**SUNDAY, DEC. 29, 2024**

### HEAD COACH BRIAN CALLAHAN

Two guys left the game did not return, Spears with a concussion. He'll likely be out this week, and JD, Jaelyn Duncan, with a shoulder, he'll be out this week. Really at the end of the day, we needed one more play somewhere and we didn't quite get it. Had chances, had opportunities, it was a low-possession game. I think we only had eight possessions. Two of those were two-minute possessions, so kind of a weird flow of the game with the weather early on and needed one more play to make a chance to get the win and we didn't do it, so we were probably a play short today.

#### *(On the final play of the game)*

Yeah, he made a good play. I thought we had a chance at it. The ball was in there, it's fourth down from wherever we were to 20-something yard-line so took a shot to the end zone and had a chance to go make a play on the ball and the guy made a nice play coming over the top of Nick without doing any interference. That was a good play by that kid.

#### *(On the urgency of the offense on their second to last possession of the game)*

Yeah, I mean, we were -- it's -- we were trying to go as fast as we can and still maintain the ability to get first downs. It's hard to get -- as you get into those red

zones to get the plays you want. A lot of them are huddle calls, we had a couple on the ball, but we worked as fast as we could in the moment and try to make sure we had good play calls, too. Didn't want to waste calls, so, yeah, we got the ball back with a chance to win the game.

#### *(On the Jaguars nine minute drive)*

Yeah, wanted to have a chance to get the ball back sooner than that. Those drives take a lot out of your -- take a lot out of the clock, pushes the game into a waning minutes really quickly. Would have loved to find a way to get a stop but they kept moving the ball slowly down the field and kept taking up time and getting first downs. It felt like they were in third and short for a lot of it and they kept converting those. It was easy for them to keep the ball on the field and the offense on the field and didn't do a good enough job stopping it.

#### *(On taking shots down the field to try to score quickly)*

Yeah, I mean, you're trying to be as smart as you can, trying to make sure you're maintaining the ability to move the ball down the field. You still got to get first downs, you still got to find ways to move the ball and they're playing a coverage that's designed to keep in front of them, too. You're going to have to take the completions where you get them and hope you hit a big one or two, which we did, and got ourselves in position, so, again, just a little bit short.

#### *(On if he thought about spiking the ball on the second to last possessions to preserve time)*

No, we were trying to "toro" field goal that to get it before the warning, so we were





## SELECT TITANS POSTGAME QUOTES

going as fast as we could to kick the field goal. We wanted to kick the ball out of bounds in the kickoff. We didn't want them to return it either. We were kicking in the breeze so we couldn't quite get it into the end zone, so those two things factored in. We were trying to go as fast as we could to kick the field goal, save as much time as we could and then kick the ball out of the end zone in the kickoff but didn't get that one all the way done and they were probably going to take it out if they were anywhere five deep or less, so, just to make sure they got the ball down there. So, yeah, we were going as fast as we could. Didn't want to clock it. It was a third and long, went to a fourth and nine so would have been tough for the fourth down there to clock that ball.

### ***(On not being able to score a lot of points against Jacksonville)***

I mean, that's an overall season. You look at their last couple of games, they've held some teams in check, too. They're not a -- they got talent on their football team, you know. I don't look at those kind of statistics in that regard. We didn't play well enough, didn't make enough plays with the chance to go win the game, so muddy, sloppy game and limited possessions, you're not going to get a lot of scoring done on either end and that's what you got, a 20-13 game.

### ***(On the Jaguars short yardage offensive success)***

Yeah, I think thaw probably had a quarterback sneak in what felt like four or five of them. Those are challenging plays to stop. You would like to see one of them get stopped in there somewhere, but, yeah, when you're in third and one that many times, that's a tough spot to be in defensively. Doesn't give you a whole lot of options to get a stop and they just get six inches and they got a first down.

### ***(On RB Tyjae Spears' performance)***

Tyjae played great. I thought Tyjae was having an outstanding day. He got slammed on the ground in that last play and got up wobbly and they took him in and had a concussion, so there's a not much we can do about it, but I thought he was playing really, really well. It was good to see that and unfortunate that we lost him. I thought he was having a really nice game.

### ***(On the offensive penalties in the game)***

No, no. The snap slipped. It was just a bad snap and it was a wet ball and then Mason lined up and he went to check with the official and she was going to try to tell him to move back and he looked back inside so she couldn't tell him. He was checking with her to make sure he was good and she was about to tell him to move back, he wasn't quite where he was supposed to be and he had looked back inside, so, I mean, it's one of these things. We've repped that a thousand times. I didn't think that was that challenging of a thing to execute.

### ***(On if today's loss feels different)***

No. They all feel terrible, to be honest. We still had a tipped ball turnover and that was the difference in the game. We lost the turnover battle 1-0, and that's been the story of the season as the turnovers are putting ourselves in tough spots and that was ultimately the difference. Again, it was one -- needed to find one play somewhere and they found one, the turnover, and found a way to score and we didn't get one.

### ***(On how he keeps players from getting numb to losing)***

I hope they're not numb to them. I'm sure not. It sucks. It's terrible. It's no -- there's no joy in this process. There's no fun in this. It's terrible. I feel it every day I walk in to work. I feel out every day I stand up here in front of you guys. Nothing is enjoyable about this, so I don't get numb to any of it and I hope nobody gets numb to it. My job is to try to fix it and do whatever we can to fix whatever problems we got to fix to add whatever players we have to add to make sure we have a better football team moving forward.

### ***(On what he tells players heading into the final game of the year)***

You got one more game to finish it. They've done everything we've asked in terms of how we work and practice, have come up short too many times but you got one more opportunity to put it on tape. You got one more opportunity to play football and you only are guaranteed 17 games. A lot of guys aren't guaranteed a couple shots at playing in the NFL so make the most of it. Play your best football, play as well as you can, prepare the same way you prepared to start the season and try to finish it off right.

### ***(On if he takes solace in knowing the players have done everything his staff has asked of them)***

No, there's no solace in that. There's things that are positive that I like to see from the way our football team does things, but, no, solace is the wrong word. I don't -- we got to find a way get better and we got to find a way to put together a team that can go win more games. We lost a lot of close games this year and those are the games we got to find ways to win and right now we haven't done a good enough job of it. So, no, there's no solace in that. Trying everything we can to win and right now we're not winning.

### ***(On his message to people talking about the team's draft position)***

That's for you guys to talk about. We don't talk about that. It's not something I ever talk to the team about. It's not something I think about. That's all for news and clicks and conversation and we're focused trying to play one more football game this year and try to win it and that's all I'm really focused on and all I put my energy towards. The rest of it is what it is and we'll talk about the draft another time.

## **QB MASON RUDOLPH**

### ***(On why it took so long for the offense to get going)***

Yeah, we had the one turnover and then some stalled drives. I don't have the answer for you. I think just got to execute better and move the sticks. Our defense was getting us the ball back. I thought they played, well but we've got to score more points.

### ***(On what happened on the final play)***

Yeah, I mean, DB [Jaguars S Antonio Johnson] made a good play through the seam. He overlapped, played in the middle of both number one and number two. Maybe lead him in a little bit more, but thought he made a good play.

### ***(On what he and Titans Head Coach Brian Callahan told guys as they were trying to come back at the end)***

Yeah, we knew we had a chance and we knew if we scored some points, they're going to kick the field goal, get the ball back and get a chance to drive and our defense did a great job getting us that stop when we needed it. We just didn't make enough plays.

### ***(On how disappointing it is to lose close games)***

Yeah, losing's never fun. There are lessons to be learned and generally, they end up hardening you as a player and teaching you lessons. Experience is the best teacher.

### ***(On if it's tough to balance creating a spark and not doing too much)***

Eh, that's always the balance. I felt like right before half, we had to have points going in, we delivered and came out and got seven points and doubled them up there so I was proud of the guys for the way they got us back in the game and the defense did their part. I don't know how many possessions we had but it didn't seem like a lot. They did a good job of controlling the ball, running the ball well.

### ***(On what lessons the team is learning right now)***

Going back and looking -- schematically there's lessons but also general adversity. I've never been part of a season like this, but it's taught me a lot. I think it makes you appreciate the wins more and probably brings you closer as a unit going through something that's tough.



# 2024 GAME-BY-GAME RECAP

## Week 1 • Sept. 8, 2024 • Titans 17 at BEARS 24 • 0-1

The Titans build a 17-0 lead in the first half, but the Bears score the final 24 points of the game ... The Bears score touchdowns in the second half on Jonathan Owens' 21-yard return of a blocked punt and Tyrique Stevenson's 43-yard interception return ... Stevenson's go-ahead score came with 7:35 remaining in the fourth quarter ... The Titans limit the Bears and rookie quarterback Caleb Williams—making his first career start—to 148 total yards and 64 net passing yards ... Running back Tony Pollard leads the Titans offense with 82 rushing yards, including a 26-yard touchdown run.

## Week 2 • Sept. 15, 2024 • JETS 24 at Titans 17 • 0-2

Jets running back Braelon Allen scores the game-winning touchdown on a 20-yard run with 4:31 remaining in the fourth quarter ... A final Titans drive led by Will Levis ends at New York's 14-yard line on a fourth-down incompleteness ... The Jets record takeaways on consecutive Titans offensive plays in the first half—the first on a fumble by Levis and the second on an interception ... Jets wide receiver Irvin Charles blocks a Ryan Stonehouse punt, leading to a field goal ... Titans wide receiver Calvin Ridley registers a 10-yard rushing touchdown and a 40-yard receiving touchdown ... Jets quarterback Aaron Rodgers tosses a pair of touchdowns passes.

## Week 3 • Sept. 22, 2024 • PACKERS 30 at Titans 14 • 0-3

Malik Willis starts at quarterback for Packers in place of injured starter Jordan Love ... Willis, who was traded from the Titans to the Packers prior to the regular season, passes for 202 yards and a touchdown and also rushes for 73 yards and a score ... The Packers defense sacks Will Levis eight times and forces three turnovers ... Packers cornerback Jaire Alexander scores on a 35-yard interception return for a touchdown ... Levis passes for 260 yards and connects on touchdown passes to Nick Vannett and DeAndre Hopkins.

## Week 4 • Sept. 30, 2024 • TITANS 31 at Dolphins 12 • 1-3

Titans win on Monday Night Football after starting quarterback Will Levis exits in the first quarter with a shoulder injury and backup Mason Rudolph finishes ... The Titans never trail after taking a 3-0 lead in the second quarter ... Miami is kept out of the end zone until less than four minutes remain in the fourth quarter ... Rudolph passes for 85 yards in leading seven scoring drives ... Nick Folk connects on five field goals—three from beyond 50 yards (53, 52 and 51) ... Tony Pollard accounts for 108 scrimmage yards and a touchdown ... The Titans defense limits quarterback Tyler Huntley and the Dolphins offense to 184 total yards and 78 net passing yards.

## Week 6 • Oct. 13, 2024 • COLTS 20 at Titans 17 • 1-4

The Titans lose at home after returning from their Week 5 bye ... The Colts score the game's final 10 points in the fourth quarter, including the game-winning touchdown pass quarterback Joe Flacco to wide receiver Michael Pittman Jr. ... Flacco starts for an injured Anthony Richardson and passes for two touchdowns ... The Titans rush for 146 yards, including 93 yards by Tony Pollard, who also scores on a 23-yard run ... Will Levis and Nick Westbrook Ikhine provide the Titans' first touchdown on a nine-yard completion ... Neither team allows a sack, but each quarterback is intercepted, including Levis in the fourth quarter.

## Week 7 • Oct. 20, 2024 • Titans 10 at BILLS 34 • 1-5

The Bills score 34 consecutive points after the Titans claim a 10-0 lead in the second quarter ... Buffalo scores on all five possessions in the second half ... Quarterback Mason Rudolph records his first start in a Titans uniform with Will Levis inactive due to injury ... Rudolph passes for 215 yards, including a four-yard touchdown to Nick Westbrook Ikhine ... The Bills force two turnovers and get a crucial turnover on downs, stopping the Titans offense on fourth down at their 44-yard line on the opening drive of the second half ... Josh Allen passes for 323 yards and two touchdowns for the Bills, while rookie Keon Coleman registers 125 receiving yards.

## Week 8 • Oct. 27, 2024 • Titans 14 at LIONS 52 • 1-6

The Lions force four turnovers (two fumbles and two interceptions) and record 303 return yards on kickoffs (72), punts (190) and interceptions (41) ... Mason Rudolph records his second consecutive start at quarterback for the Titans and accounts for 266 yards and one touchdown passing, as well as a rushing score ... After the Titans tie the score 14-14 in the second quarter, the Lions score the final 38 points ... Detroit's Jared Goff passes for only 85 yards but has three completions for touchdowns ... Kalif Raymond totals 190 punt return yards for the Lions, including a 90-yard touchdown.

## Week 9 • Nov. 3, 2024 • Patriots 17 at TITANS 20 (OT) • 2-6

Nick Folk puts the Titans ahead in overtime with a 25-yard field goal, and Amani Hooker ends the contest with his second interception of the game off Patriots rookie quarterback Drake Maye ... Maye's five-yard touchdown pass to running back Rhamondre Stevenson and subsequent extra point with no time remaining in the fourth quarter sends the game to overtime ... The Titans defense forces three turnovers and adds four sacks, including a strip-sack by Arden Key with a recovery by Jeffery Simmons to set up a Titans touchdown in the fourth quarter ... Running back Tony Pollard accounts for 128 rushing yards and 154 scrimmage yards.

## Week 10 • Nov. 10, 2024 • Titans 17 at CHARGERS 27 • 2-7

Chargers quarterback Justin Herbert passes for one touchdown and rushes for another score after the Titans take a 7-3 lead in the first half ... The Chargers rush for 145 yards and two scores ... The Chargers defense sacks Will Levis seven times, including five sacks in the second half ... Late in the second quarter, a strip-sack by Jeffery Simmons and fumble return for a Titans touchdown by Roger McCreary is changed to an incomplete pass upon replay review ... Levis and Calvin Ridley connect on two touchdown passes.

## Week 11 • Nov. 17, 2024 • VIKINGS 23 at Titans 13 • 2-8

Vikings quarterback Sam Darnold passes for two touchdowns and rushes for another score ... The Titans are penalized 13 times for 91 yards, including an unnecessary roughness penalty that nullifies a fourth-down stop and gives the Vikings a first-and-goal at the one-yard line, leading to a touchdown ... Another penalty nullifies a 51-yard touchdown reception by Calvin Ridley ... The Vikings defense sacks Will Levis five times and totals 10 tackles for loss ... Levis and Nick Westbrook-Ikhine connect on a 98-yard touchdown pass, tying for the longest completion in franchise history ... Levis totals 295 passing yards.

## Week 12 • Nov. 24, 2024 • TITANS 32 at Texans 27 • 3-8

Will Levis and Chig Okonkwo connect for the go-ahead 70-yard touchdown pass in the fourth quarter ... Levis, who also tosses a 38-yard touchdown strike to Nick Westbrook-Ikhine, totals 278 passing yards, while Tony Pollard rushes for 119 yards and a score ... Harold Landry III helps clinch the win with a sack of C.J. Stroud for a safety ... Nick Folk boots three 50-plus-yard field goals, including a 56-yarder ... Cornerback Jarvis Brownlee Jr. and linebacker Kenneth Murray Jr. notch interceptions for the Titans ... The Texans are limited to 40 rushing yards ... The Titans win despite allowing eight sacks, including three sacks by Danielle Hunter.

## Week 13 • Dec. 1, 2024 • Titans 19 at COMMANDERS 42 • 3-9

The Commanders score the game's first 28 points, including 21 points in the first quarter ... Washington rushes for 267 yards, the most allowed by the Titans since Nov. 26, 2018 (281 at Houston), with Brian Robinson Jr. accounting for 103 yards and the game's first touchdown (40 yards) ... Commanders rookie Jayden Daniels passes for three touchdowns and rushes for another score ... Will Levis and Nick Westbrook-Ikhine connect on touchdown passes of 27 and 17 yards for the Titans ... The Commanders turn a pair of fumble recoveries into touchdown drives, while Amani Hooker records the Titans' only takeaway on an interception.

## Week 14 • Dec. 8, 2024 • JAGUARS 10 at Titans 6 • 3-10

The Jaguars score 10 unanswered points in the fourth quarter after the Titans keep them off the scoreboard through three quarters ... Jaguars running back Tank Bigsby scores the game-winning touchdown on an eight-yard run with 6:46 on the clock in the fourth quarter ... Jaguars quarterback Mac Jones passes for 220 yards in the comeback, overcoming interceptions by Titans cornerback Chidobe Awuzie and linebacker Otis Reese IV ... In the second quarter, quarterback Will Levis and the Titans are stymied on fourth down at Jacksonville's two-yard line ... The Titans are stopped two more times on fourth down in the game's final two minutes.

## Week 15 • Dec. 15, 2024 • BENGALS 37 at Titans 27 • 3-11

The Titans (six turnovers) and Bengals (four) combine for 10 turnovers, and the Bengals score 24 points off Titans turnovers ... The game also features 26 penalties—14 by the Bengals and 12 by the Titans ... Joe Burrow leads the Bengals with 271 passing yards and three touchdowns with two interceptions ... The Bengals convert 10 third downs on 13 attempts ... Titans starting quarterback Will Levis is intercepted three times before Mason Rudolph enters in relief during the third quarter ... Rudolph completes touchdown passes to Tyjae Spears and Josh Whyte, and Spears adds a rushing touchdown.

## Week 16 • Dec. 22, 2024 • Titans 30 at COLTS 38 • 3-12

After the Titans jump out 7-0, the Colts score 38 unanswered points before the Titans score the final 23 points ... The Colts rush 50 times for 335 rushing yards, the second-most rushing yards allowed by the Titans/Oilers in franchise history ... Jonathan Taylor scores three touchdowns and leads the Colts with 218 rushing yards, the second-highest individual total allowed in Titans/Oilers history ... Mason Rudolph starts at quarterback for Tennessee, passing for 252 yards and two touchdowns along with three interceptions ... Tyjae Spears' second touchdown run and subsequent two-point conversion cuts the deficit to eight points with 2:53 on the clock, but the Colts run out all but the final three seconds of regulation.

## Week 17 • Dec. 29, 2024 • Titans 13 at JAGUARS 20 • 3-13

On a rainy afternoon, the Titans fall behind 13-0 in the first half ... Jaguars quarterback Mac Jones completes two touchdowns passes, including an 11-yarder to rookie Brian Thomas Jr. in the fourth quarter that provides the final margin ... Thomas' touchdown caps a 16-play drive that uses more than nine minutes of clock time ... A two-minute drive led by Titans quarterback Mason Rudolph stalls at Jacksonville's 26-yard line ... Thomas accounts for 91 yards on seven catches ... The Titans rush for 159 yards, including 95 yards on 20 carries by Tyjae Spears ... Rudolph's only interception of the game leads to a Jaguars touchdown in the second quarter.





## EVP/GENERAL MANAGER RAN CARTHON

[Video: Ran Carthon and Anthony Robinson Recap the 2024 NFL Draft](#)

[Jim Wyatt: Ran Carthon Discusses Team's Moves in Free Agency](#)

[GM Ran Carthon Motivated to Turn Titans Around, and Prove Ownership Right](#)

[Video: Ran Carthon Introduced as Titans GM](#)



**Ran Carthon** was named the 14th general manager in franchise history on Jan. 18, 2023. He joined the Titans after spending six seasons with the San Francisco 49ers, including the last two as the team's director of player personnel.

A year after initially joining the franchise, Carthon was promoted to executive vice president/general manager. His duties expanded to include all areas that impact the football team: roster control, team activities and personnel decisions including draft and free agency acquisitions, oversight of head coach **Brian Callahan** and his coaching staff, scouting, sports medicine, and player engagement.

"Over the past year, Ran has impressed me and our staff with his innovative approach to roster building," said Titans controlling owner Amy Adams Strunk upon Carthon's promotion in 2024. "Ran's exceptional reputation around the league as a talent evaluator and culture builder was a clear competitive advantage during last year's free agency and draft process, as well as our recent search for a head coach. Simply put, Ran Carthon makes the Tennessee Titans a destination for the league's top talent. By expanding his role to include full roster control and oversight of the coaching staff, our organization will now benefit more completely from Ran's unique ability to build and lead a championship-caliber football team."

Shortly after receiving his promotion, Carthon and his staff embarked upon the 2024 offseason. Their efforts resulted in several notable signings in free agency: cornerback **Chidobe Awuzie**, linebacker **Kenneth Murray Jr.**, defensive lineman **Sebastian Joseph-Day**, center **Lloyd Cushenberry III**, running back **Tony Pollard**, quarterback **Mason Rudolph** and wide receiver **Calvin Ridley**. The Titans then used a trade to acquire former Kansas City Chiefs cornerback **L'Jarius Sneed** before circling back in free agency to add wide receiver **Tyler Boyd** and safety **Jamal Adams**. Prior to the start of the 2024 season, another trade brought linebacker **Ernest Jones IV** to the Titans from the Los Angeles Rams.

During the 2024 NFL Draft, Carthon orchestrated the selection of seven total players. With the seventh overall pick in the first round, the Titans chose Alabama tackle **JC Latham**, and at No. 38 in the second round, they took Texas nose tackle **T'Vondre Sweat**.

In his first year with the Titans, Carthon re-worked the roster with several veteran additions who would become key starters for the team in 2023, including wide receiver **DeAndre Hopkins**, outside linebacker **Ardren Key**, linebacker **Azeez Al-Shaair**, cornerback **Sean Murphy-Bunting** and offensive lineman **Daniel Brunskill** in free agency. In his first draft, offensive lineman **Peter Skoronski**, quarterback **Will Levis** and running back **Tyjae Spears** were selected in the first three rounds, respectively. Carthon also used a trade to acquire kicker **Nick Folk**.

Carthon arrived in Tennessee with a range of experience from multiple teams. In San Francisco, he was the 49ers director of pro personnel for four seasons (2017-20) and then promoted to director of player personnel in 2021, serving in that capacity until joining the Titans. In his role as director of player personnel, Carthon was responsible for evaluating the top college prospects and assisting in the construction of the pro free agent board and evaluations. He joined the 49ers when head coach **Kyle Shanahan** and general manager **John Lynch** took over in 2017 and played a part in the team's three playoff appearances, two division titles and an NFC championship in 2019. Additionally, the 49ers had nine players account for 13 total Pro Bowl selections from 2021 (seven selections) to 2022 (six selections)—evidence of the talented roster the personnel staff amassed.

Before joining San Francisco, Carthon spent five seasons (2012-16) with the St. Louis/Los Angeles Rams as their director of pro personnel. He entered the NFL scouting world as a pro scout with the Atlanta Falcons for four years (2008-11).

As a player, Carthon spent three seasons in the NFL (2004-06) primarily with the Indianapolis Colts, after entering the league as an

undrafted college free agent. At the University of Florida, he tallied 1,353 career rushing yards over four seasons and was part of the Gators' 2000 SEC Championship team.

Carthon was raised in an NFL family with his father, **Maurice Carthon**, having a distinguished playing and coaching career. Maurice Carthon played for the Colts and New York Giants, and he coached for New England, the New York Jets, Detroit, Dallas, Cleveland, Arizona and Kansas City.

Following his playing career, Ran Carthon received his bachelor's degree in sociology from the University of Florida in 2008. As a member of the Rams (2013) and 49ers (2018) he was selected to participate in the NFL Career Development Symposium at the Wharton School of Business, and in 2022, he took part in the inaugural NFL coach and front office accelerator program.

Born Arandic Kornell Carthon in February of 1981, in Osceola, Ark., he attended Key West High School in Key West, Fla.

### RAN CARTHON'S BACKGROUND:

**2024:** Tennessee Titans - Executive Vice President/General Manager  
**2023:** Tennessee Titans - General Manager  
**2021-22:** San Francisco 49ers - Director of Player Personnel  
**2017-20:** San Francisco 49ers - Director of Pro Personnel  
**2012-16:** St. Louis/Los Angeles Rams - Director of Pro Personnel  
**2008-11:** Atlanta Falcons - Pro Scout  
**2004-06:** Indianapolis Colts\* - Running Back  
**1999-03:** University of Florida - Running Back

\* Also spent time with the Green Bay Packers, Seattle Seahawks and Detroit Lions

## FRANCHISE GENERAL MANAGER HISTORY

**Ran Carthon** became the 14th general manager in franchise history when he was hired in 2023. In the "Titans era," which began in 1999, he is the team's fifth general manager.

Franchise general managers (records include postseason):

General Manager	Seasons	W	L	T	Pct
<b>Ran Carthon</b>	<b>2023–2024</b>	<b>9</b>	<b>24</b>	<b>0</b>	<b>.273</b>
Jon Robinson	2016–2022	69	47	0	.595
Ruston Webster	2012–2015	18	46	0	.281
Mike Reinfeldt	2007–2011	46	36	0	.561
Floyd Reese	1994–2006	111	106	0	.512
Mike Holovak	1989–1993	52	34	0	.605
Ladd Herzeg	1981–1988	44	80	0	.355
O.A. "Bum" Phillips	1975–1980	59	38	0	.608
Sid Gillman	1973–1974	8	20	0	.286
John Breen	1971–1972	5	22	1	.196
Don Klosterman	1966–1969	25	30	3	.457
Carroll Martin	1964–1965	8	20	0	.286
Pop Ivy	1963	6	8	0	.429
Don Suman	1961–1962	22	7	1	.750

Note: No general manager title was held in 1960 or 1970.



## TITANS PLAYER PERSONNEL

Chad Brinker	President of Football Operations
Ran Carthon	Executive Vice President/General Manager
Anthony Robinson	Assistant General Manager
Brian Gardner	Director, Pro Scouting
AJ Highsmith	Director, Scouting
Jon Salge	Director, College Scouting
Rob Riederer	Assistant Director, Football Strategy
Dale Thompson	Assistant Director, College Scouting
Kevin Turks	Assistant Director, Pro Scouting
Mike Boni	Senior National Scout
Sam Summerville	Senior National Scout
Casey Callahan	College Scout
Patrick Callaway	College Scout
T.J. Earley	College Scout
Matt Miller	College Scout
Wes Slay	College Scout
Brandon Taylor	College Scout
Max Curtis	Player Personnel Coordinator
Mical Johnson	Pro Scouting Coordinator
Patrick Woo	College Scouting Coordinator
Keenan Agnew	Scouting Assistant
Corey Cooper	Scouting Assistant
Kalan Reed	Personnel Scout

## FREE AGENCY UNDER RAN CARTHON

### 2024

Free Agents Signed	Former Team
S Jamal Adams	Seattle
CB Chidobe Awuzie	Cincinnati
WR Tyler Boyd	Cincinnati
OL Saahdiq Charles	Washington
T Geron Christian Sr.	Cleveland
C Lloyd Cushenberry III	Denver
S Quandre Diggs	Seattle
DL Sebastian Joseph-Day	San Francisco
LB Kenneth Murray Jr.	L.A. Chargers
RB Tony Pollard	Dallas
WR Calvin Ridley	Jacksonville
QB Mason Rudolph	Pittsburgh
TE Nick Vannett	L.A. Chargers

Free Agents Lost	New Team
LB Azeez Al-Shaair	Houston
DL Denico Autry	Houston
C Aaron Brewer	Miami
S Terrell Edmunds	Jacksonville
CB Kristian Fulton	L.A. Chargers
OLB Trevis Gipson	Jacksonville
RB Derrick Henry	Baltimore
T Chris Hubbard	San Francisco
WR Chris Moore	Arizona
CB Sean Murphy-Bunting	Arizona
OL Calvin Throckmorton	Denver
S K'Von Wallace	Seattle

### 2023

Free Agents Signed	Former Team
LB Azeez Al-Shaair	San Francisco
OL Daniel Brunskill	San Francisco
OL Andre Dillard	Philadelphia
LB Luke Gifford	Dallas

WR DeAndre Hopkins	Arizona
DT Jaleel Johnson	Atlanta
OLB Arden Key	Jacksonville
WR Chris Moore	Houston
CB Sean Murphy-Bunting	Tampa Bay
LB Ben Niemann	Arizona
TE Trevon Wesco	Chicago

Free Agents Lost	New Team
OLB Tarell Basham	Cincinnati
T Le'Raven Clark	Pittsburgh
LB Dylan Cole	Chicago
WR Chris Conley	San Francisco
T Dennis Daley	Arizona
G Nate Davis	Chicago
QB Joshua Dobbs	Cleveland
DE Mario Edwards Jr.	Seattle
TE Austin Hooper	Las Vegas
DB Lonnie Johnson Jr.	New Orleans
LB David Long Jr.	Miami
DT Kevin Strong	Arizona
DE DeMarcus Walker	Chicago

## TITANS DRAFTS UNDER RAN CARTHON

### 2024

Rd.	Pick	Player	Pos.	College
1	7	JC Latham	T	Alabama
2	38	T'Vondre Sweat	NT	Texas
3	71	(Traded to Arizona)		
4	106	Cedric Gray	LB	North Carolina
5a	142	(Traded to Carolina)		
5b	146	Jarvis Brownlee Jr.	CB	Louisville
6	182	Jha'Quan Jackson	WR	Tulane
7a	221	(Traded to Kansas City)		
7b	227	(Traded to Cleveland)		
7c	242	James Williams	LB	Miami (Fla.)
7d	252	Jaylen Harrell	OLB	Michigan

### Draft Notes

General Manager: Ran Carthon

- 3 – Pick traded to Arizona in 2023 (see 2023, 2a)
- 5a – Pick traded to Carolina in 2022 for 7a and OL Dennis Daley
- 5b, 6 – Picks and S Terrell Edmunds acquired (6 reacquired; see 7c) from Philadelphia in 2023 for S Kevin Byard
- 7a – Pick and OL Dennis Daley acquired from Carolina in 2022 for 5a; traded to Kansas City in 2024 (see 7d)
- 7b – Pick traded to Cleveland in 2024 for T Leroy Watson
- 7c – Pick and DB Ugo Amadi acquired from Philadelphia in 2022 for 6 (see 5b)
- 7d – Pick and CB L'Jarius Sneed acquired from Kansas City in 2024 for 7a and a third-round pick in 2025

### 2023

Rd.	Pick	Player	Pos.	College
1	11	Peter Skoronski	OL	Northwestern
2a	33	Will Levis	QB	Kentucky
2b	41	(Traded to Arizona)		
3a	72	(Traded to Arizona)		
3b	81	Tyjae Spears	RB	Tulane
4	110	(Traded to Atlanta)		
5	147	Josh Whyle	TE	Cincinnati
6a	186	Jaelyn Duncan	OL	Maryland
6b	189	(Traded to L.A. Rams)		
7	228	Colton Dowell	WR	Tennessee-Martin

### Draft Notes

General Manager: Ran Carthon

- 2a, 3b – Picks acquired from Arizona for 2b, 3a and a third-round pick in 2024
- 4 – Pick traded to Atlanta in 2021 (see 2022, 2b)
- 6a – Pick acquired from Atlanta in 2021 (see 2022, 2b)
- 6b – Pick traded to L.A. Rams in 2022 for WR Robert Woods





## TITANS ROSTER BREAKDOWN

The following is a breakdown of the 53-man roster (52 players as of Dec. 30, 2024):

### Years in NFL (including 2024):

17th	1
15th	1
12th	0
10th	0
9th	2
8th	3
7th	5
6th	8
5th	3
4th	1
3rd	5
2nd	10
1st	3
Rookie	9

### By Age (age as of Sept. 8, 2024):

20-24	17
25-28	22
29-32	11
33+	2

### By Position:

OL	9
CB	7
ILB	7
WR	6
DL	5
TE	4
OLB	4
RB	4
S	4
Specialists	3
QB	2

### By Draft Round:

First Round	4
Second Round	8
Third Round	7
Fourth Round	6
Fifth Round	2
Sixth Round	4
Seventh Round	3
Undrafted	16

### First-Round Draft Picks:

T JC Latham (2024)
G Peter Skoronski (2023)
WR Treyton Burks (2022) *
LB Kenneth Murray Jr. (2020) *
DT Jeffery Simmons (2019)
WR Calvin Ridley (2018)

### Pro Bowl Seasons:

LS Morgan Cox (2015-16, 2019-20, 2022)
S Quandre Diggs (2020-22) *
K Nick Folk (2007)
CB Justin Hardee (2022)
RB Tony Pollard (2022)
DT Jeffery Simmons (2021-22)

### Drafted by the Titans: 20

### New players in 2024: 26

### Oldest player:

K Nick Folk (11/5/84)

### Youngest player:

LB James Williams (2/15/03)

### Tallest player:

TE Josh Whyle (6-7)

### Shortest player:

WR Jha'Quan Jackson (5-9)

\* Injured Reserve

### States that produced the most current Titans:

**Florida** - 7 (Jarvis Brownlee Jr., Jaylen Harrell, Bryce Oliver, Nicholas Petit-Frere, Calvin Ridley, James Williams, Nick Westbrook-Ikhine)

**Georgia** - 7 (Darrell Baker Jr., Arden Key, Mason Kinsey, Corey Levin, Raekwon McMillan, Chig Okonkwo, Otis Reese IV)

**California** - 5 (Chidobe Awuzie, Daniel Brunskill, Nick Folk, Joshua Kelley, Ryan Stonehouse)

### Universities that produced the most current Titans:

**Ohio State** - 4 (Jerome Baker, Raekwon McMillan, Nicholas Petit-Frere, Nick Vannett)

**Alabama, Colorado, Louisiana State, Maryland, Texas, Tulane** - 2

## NEW FACES IN 2024

The following lists include coaches and players who joined the Titans after the 2023 season ended.

### Coaching Staff

Brian Callahan	Head Coach
Colt Anderson	Special Teams Coordinator
Nick Holz	Offensive Coordinator
Dennard Wilson	Defensive Coordinator
Ben Bloom	Outside Linebackers
Trevor Browder	Offensive Assistant
Frank Bush	Linebackers
Bill Callahan	Offensive Line
Perry Carter	Coaching Assistant
Scott Cohen	Opponent Analyst
Steve Donatell	Defensive Assistant
Scott Fuchs	Assistant Offensive Line
Bo Hardegree	Quarterbacks
Steve Jackson	Secondary/Safeties
Tom Jones	Assistant to the Head Coach
Randy Jordan	Running Backs
Mark Lovat	Assistant Strength and Conditioning
Payton McCollum	Assistant Wide Receivers
Tracy Rocker	Defensive Line
John Shaw	Assistant Sports Performance - Speed Training
Grant Thorne	Assistant Strength and Conditioning
Tyke Tolbert	Wide Receivers
Zac Woodfin	Director of Sports Performance

### Veteran Players – One or More Years of Prior Experience

Chidobe Awuzie	CB	Joshua Kelley	RB
Darrell Baker Jr.	CB	James Lynch	DL
Jerome Baker	LB	Raekwon McMillan	LB
Tyler Boyd	WR	<i>Kenneth Murray Jr.</i>	LB
<i>Logan Bruss</i>	G	Tony Pollard	RB
<i>Lloyd Cushenberry III</i>	C	Calvin Ridley	WR
<i>Quandre Diggs</i>	S	Mason Rudolph	QB
Arlington Hambright	G	<i>L'Jarius Sneed</i>	CB
Justin Hardee Sr.	DB	Nick Vannett	TE
Sebastian Joseph-Day	DL	Daryl Worley	DB

### Draft Picks (Round)

JC Latham (1)	T	Jha'Quan Jackson (6)	WR
T'Vondre Sweat (2)	NT	James Williams (7)	LB
Cedric Gray (4)	LB	Jaylen Harrell (7)	OLB
Jarvis Brownlee Jr. (5)	CB		

### Undrafted Rookies (R) and First-Year Players (1)

Kendell Brooks (1)	DB	Bryce Oliver	WR
Ali Gaye (1)	OLB	Julius Wood (R)*	DB
David Martin-Robinson (R)	TE		

As of Dec. 30, 2024

Players on Injured Reserve in italics | \* Reserve/suspended



The 2024 Titans draft class: (top row, left to right) LB James Williams, T JC Latham, NT T'Vondre Sweat, OLB Jaylen Harrell, (bottom row, left to right) LB Cedric Gray, CB Jarvis Brownlee Jr., WR Jha'Quan Jackson



# RECENT TITANS TRADE HISTORY

## 2024 TRADES

Trade Date/Teams	Compensation	Overall	Player Selected	Note
<b>1. March 29, 2024</b>				
Tennessee Receives:	Player: CB L'Jarius Sneed			
	Draft Choice: Round 7, 2024	#252	OLB Jaylen Harrell	
Kansas City Receives:	Draft Choice: Round 7, 2024	#221	(T Travis Clayton)	Pick originally from Carolina; traded to Buffalo
	Draft Choice: Round 3, 2025			
<b>2. April 12, 2024</b>				
Tennessee Receives:	Player: T Leroy Watson			
Cleveland Receives:	Draft Choice: Round 7, 2024	#227	CB Myles Harden	
<b>3. Aug. 27, 2024</b>				
Tennessee Receives:	Draft Choice: Round 7, 2025			
Green Bay Receives:	Player: QB Malik Willis			
<b>4. Aug. 28, 2024</b>				
Tennessee Receives:	Player: LB Ernest Jones IV			
	Draft Choice: Round 6, 2026			Conditional
L.A. Rams Receive:	Draft Choice: Round 5, 2026			
<b>5. Aug. 29, 2024</b>				
Tennessee Receives:	Draft Choice: Round 7, 2026			
L.A. Chargers Receive:	Player: DB Elijah Molden			
<b>6. Oct. 24, 2024</b>				
Tennessee Receives:	Draft Choice: Round 5, 2025			Conditional
Kansas City Receives:	Player: WR DeAndre Hopkins			
<b>7. Oct. 24, 2024</b>				
Tennessee Receives:	Player: LB Jerome Baker			
	Draft Choice: Round 4, 2025			
Seattle Receives:	Player: LB Ernest Jones IV			

## 2023 TRADES

Trade Date/Teams	Compensation	Overall	Player Selected	Note
<b>1. April 28, 2023 (Draft Day Trade)</b>				
Tennessee Receives:	Draft Choice: Round 2, 2023	#33	QB Will Levis	Pick originally from Houston
	Draft Choice: Round 3, 2023	#81	RB Tyjae Spears	Pick originally from Detroit
Arizona Receives:	Draft Choice: Round 2, 2023	#41	OLB B.J. Ojulari	
	Draft Choice: Round 3, 2023	#72	DB Garrett Williams	
	Draft Choice: Round 3, 2024	#71	G Isaiah Adams	
<b>2. Aug. 29, 2023</b>				
Tennessee Receives:	Player: K Nick Folk			
New England Receives:	Draft Choice: Round 7, 2025			
<b>3. Oct. 23, 2023</b>				
Tennessee Receives:	Player: S Terrell Edmunds			
	Draft Choice: Round 5, 2024	#146	CB Jarvis Brownlee Jr.	Pick originally from Minnesota
	Draft Choice: Round 6, 2024	#182	WR Jha'Quan Jackson	Tennessee's original pick reacquired
Philadelphia Receives:	Player: S Kevin Byard			

## 2022 TRADES

Trade Date/Teams	Compensation	Overall	Player Selected	Note
<b>1. March 23, 2022</b>				
Tennessee Receives:	Player: WR Robert Woods			
L.A. Rams Receive:	Draft Choice: Round 6, 2023	#189	OLB Ochaun Mathis	
<b>2. April 28, 2022 (Draft Day Trade)</b>				
Tennessee Receives:	Draft Choice: Round 1, 2022	#18	WR Treyton Burks	Pick originally from New Orleans
	Draft Choice: Round 3, 2022	#101	(TE Jeremy Ruckert)	Pick originally a New Orleans compensatory selection; traded to NY Jets
Philadelphia Receives:	Player: WR A.J. Brown			





## RECENT TITANS TRADE HISTORY

### 3. April 28, 2022 (Draft Day Trade)

Tennessee Receives:	Draft Choice:	Round 2, 2022	#35	CB Roger McCreary	
	Draft Choice:	Round 3, 2022	#69	OL Nicholas Petit-Frere	
	Draft Choice:	Round 5, 2022	#163	WR Kyle Philips	Pick originally from Pittsburgh
N.Y. Jets Receive:	Draft Choice:	Round 1, 2022	#26	OLB Jermaine Johnson	
	Draft Choice:	Round 3, 2022	#101	TE Jeremy Ruckert	Pick originally a New Orleans compensatory selection

### 4. April 29, 2022 (Draft Day Trade)

Tennessee Receives:	Draft Choice:	Round 3, 2022	#86	QB Malik Willis	
Las Vegas Receives:	Draft Choice:	Round 3, 2022	#90	G Dylan Parham	
	Draft Choice:	Round 5, 2022	#169	(RB Ty Chandler)	Pick traded to Minnesota

### 5. Aug. 17, 2022

Tennessee Receives:	Player:	S Tyree Gillespie			
Las Vegas Receives:	Draft Choice:	Round 7, 2024			Trade conditions not met

### 6. Aug. 24, 2022

Tennessee Receives:	Player:	DB Ugo Amadi			
	Draft Choice:	Round 7, 2024	#242	LB James Williams	
Philadelphia Receives:	Draft Choice:	Round 6, 2024	#182	(WR Jha'Quan Jackson)	Pick reacquired by Tennessee on Oct. 23, 2023

### 7. Aug. 29, 2022

Tennessee Receives:	Player:	OL Dennis Daley			
	Draft Choice:	Round 7, 2024	#221	(T Travis Clayton)	Pick traded to Buffalo through Kansas City
Carolina Receives:	Draft Choice:	Round 5, 2024	#142	(WR Anthony Gould)	Pick traded to Indianapolis

## 2021 TRADES

Trade Date/Teams	Compensation	Overall	Player Selected	Note	
<b>1. March 17, 2021</b>					
Tennessee Receives:	Draft Choice:	Round 7, 2021	#232	(DT Phil Hoskins)	Pick originally from Atlanta; traded to Carolina
Miami Receives:	Player:	T Isaiah Wilson			
	Draft Choice:	Round 7, 2022	#247	QB Skylar Thompson	

### 2. April 30, 2021 (Draft Day Trade)

Tennessee Receives:	Draft Choice:	Round 3, 2021	#92	ILB Monty Rice	
	Draft Choice:	Round 4, 2021	#135	OLB Rashad Weaver	
Green Bay Receives:	Draft Choice:	Round 3, 2021	#85	WR Amari Rodgers	

### 3. May 1, 2021 (Draft Day Trade)

Tennessee Receives:	Draft Choice:	Round 4, 2021	#109	WR Dez Fitzpatrick	Pick originally from Houston
Carolina Receives:	Draft Choice:	Round 4, 2021	#126	RB Chuba Hubbard	
	Draft Choice:	Round 5, 2021	#166	DB Keith Taylor	
	Draft Choice:	Round 7, 2021	#232	DT Phil Hoskins	Pick originally from Atlanta through Miami

### 4. June 6, 2021

Tennessee Receives:	Player:	WR Julio Jones			
	Draft Choice:	Round 6, 2023	#186	OL Jaelyn Duncan	
Atlanta Receives:	Draft Choice:	Round 2, 2022	#58	LB Troy Andersen	
	Draft Choice:	Round 4, 2023	#110	(DT Adetomiwa Adebawore)	Pick traded to Indianapolis

## 2020 TRADES

Trade Date/Teams	Compensation	Overall	Player Selected	Note	
<b>1. March 19, 2020</b>					
Tennessee Receives:	Draft Choice:	Round 7, 2020	#237	(CB Thakarius Keyes)	Pick originally from New England; traded to Kansas City
Denver Receives:	Player:	DT Jurrell Casey			

### 2. April 25, 2020 (Draft Day Trade)

Tennessee Receives:	Draft Choice:	Round 6, 2021	#215	S Brady Breeze	
Kansas City Receives:	Draft Choice:	Round 7, 2020	#237	CB Thakarius Keyes	Pick originally from New England through Denver

### 3. Oct. 14, 2020

Tennessee Receives:	Draft Choice:	Round 6, 2021	#185	(LB Nick Niemann)	Pick traded to L.A. Chargers
Jacksonville Receives:	Draft Choice:	Round 7, 2021	#249	(WR Ben Skowronek)	Pick traded to L.A. Rams
	Player:	OLB Kamalei Correa			

### 4. Nov. 2, 2020

Tennessee Receives:	Player:	CB Desmond King II			
L.A. Chargers Receive:	Draft Choice:	Round 6, 2021	#185	LB Nick Niemann	Pick originally from Jacksonville



# HEAD COACH BRIAN CALLAHAN

[The OTP with Brian Callahan: Part I](#) | [Part II](#)

[Jim Wyatt: Callahan Follows in His Father's Footsteps](#)

[Jim Wyatt: Callahan Feels Like He Found the Perfect Fit With Titans](#)

[Video: Brian Callahan's Introductory Press Conference](#)



**Brian Callahan** was named head coach of the Titans on Jan. 24, 2024, becoming the 20th head coach in franchise history.

"This is an exciting time for our franchise, and we're thrilled to have Brian as our head coach," said Titans controlling owner **Amy Adams Strunk**. "We went through a thorough candidate search and Brian stood out as the best person to lead our football team. I want to thank the other candidates who were part of this process and wish them well moving forward.

"Brian has a track record of success and a range of experience that has prepared him for this opportunity. His football knowledge and his enthusiasm for the game really stand out, and beyond that, we think his ability to lead will make him the ideal fit for our franchise.

"If you look at his history, Brian has been a part of a Super Bowl winning team (Denver, 2015) and another team that advanced to the Super Bowl (Cincinnati, 2021). He's worked in a variety of dynamic offenses with top-flight quarterbacks. At each step of his career, he's shown the flexibility and intelligence to make an impact.

"During his time with the Bengals, he was trusted with a number of responsibilities—offensive design, quarterback development, a contributor to the free agency and draft processes—and showed the ability to be a resource in all of those areas. As we seek sustained success and pursue a championship, Brian has seen firsthand what that looks like, and he is the right person to lead us there.

"To our fans, thank you for your support and for sticking with us. You deserve a championship team, and we're going to get there. I can't wait for you to get to know Brian and his family."

Callahan arrived in Tennessee with 18 years of coaching experience and 14 years of NFL coaching experience, including the previous five

## NFL HEAD COACHING CLASS OF 2024

Head Coach	2024 Team	2023 Team
<b>Brian Callahan</b>	Tennessee Titans	Cincinnati Bengals
<b>Dave Canales</b>	Carolina Panthers	Tampa Bay Buccaneers
<b>Jim Harbaugh</b>	Los Angeles Chargers	University of Michigan
<b>Jerod Mayo</b>	New England Patriots	New England Patriots
<b>Mike Macdonald</b>	Seattle Seahawks	Baltimore Ravens
<b>Raheem Morris</b>	Atlanta Falcons	Los Angeles Rams
<b>Antonio Pierce</b>	Las Vegas Raiders	Las Vegas Raiders
<b>Dan Quinn</b>	Washington Commanders	Dallas Cowboys

seasons as the offensive coordinator for the Cincinnati Bengals.

During his time in Cincinnati, Callahan served under head coach **Zac Taylor** and was part of two AFC North titles, two AFC Championship appearances and a Super Bowl berth. He also helped guide quarterback **Joe Burrow** from the No. 1 overall draft pick in 2020 to multiple single-season franchise records by his second year and Pro Bowl honors within three years.

Over Callahan's final three seasons in Cincinnati (2021-23), the Bengals offense ranked in the NFL's top 10 in several categories: sixth in scoring (24.9), seventh in passing (250.8 yards per game), seventh in red-zone efficiency (61.5 percent), 10th in third-down percentage (41.0) and sixth in time of possession (31:00).

From the time Burrow entered the NFL in 2020 through the 2023 campaign, he recorded the league's seventh-best passer rating (98.6) and tied for the third-best completion percentage (68.0). His 270.8 passing yards per game in that period ranked fifth.

Additionally, Cincinnati's offense under Callahan featured a trio of 1,000-yard wide receivers in **Ja'Marr Chase** (2021-23), **Tee Higgins** (2021-22) and **Tyler Boyd** (2019). Chase quickly emerged as one of the NFL's top wide receivers after being drafted in the first round in 2021. He earned three consecutive Pro Bowl nods and became the eighth player in NFL history to reach 1,000 receiving yards in each of his first three career seasons, including 1,216 yards on a career-high 100 receptions in 2023. Boyd's statistical highlights included 1,046 receiving yards in 2019, while Higgins contributed 1,091 yards in 2021 and 1,029 yards in 2022.

Bengals running back **Joe Mixon** exceeded 1,000 scrimmage yards four times in five seasons with Callahan as his offensive coordinator. From 2019 through 2023, he joined **Christian McCaffrey** and **Aaron Jones** as the NFL's only players with at least 4,500 rushing yards (4,618) and 1,500 receiving yards (1,556). Mixon was named to the Pro Bowl in 2021.

In 2023, Burrow was limited to 10 total games due to multiple injuries. Backup **Jake Browning** stepped into the lineup, and in the first action of his career, he registered a season passer rating of 98.4—qualifying as the seventh-best number in the NFL.

In 2022, the Bengals ranked seventh in the NFL in points per game (26.1), eighth in total offense (360.5 yards per game) and fifth in passing offense (265.0). Burrow earned his first career Pro Bowl selection while setting single-season franchise records for completions (414) and touchdown passes (35). The third-year signal caller also placed fifth in the NFL with 4,475 passing yards. The team's new-look offensive line came together during the season and did not allow more than two sacks in any of the final eight games of the regular season.

En route to an appearance in Super Bowl LVI, the 2021 Bengals ranked seventh in passing offense (259.0 yards per game) and tied for seventh in points per game (27.1). Burrow, after returning from a knee injury suffered in 2020, led the NFL in completion percentage (70.4) and established single-season Bengals records for passing yards (4,611) and passer rating (108.3). Chase was named the AP Offensive Rookie of the Year after posting a team-record 1,455 receiving yards, while Mixon placed

## BRIAN CALLAHAN AT A GLANCE

- Year as Titans head coach: 1
- Year as NFL head coach: 1
- Overall year as NFL coach: 15
- Regular season record: 3-13
- Regular season home record: 1-6
- Regular season road record: 2-7
- vs. Texans: 1-0
- At home vs. Texans: 0-0
- On the road vs. Texans: 1-0
- vs. DeMeco Ryans: 1-0

Years	Team	Position
2024	Tennessee Titans	Head Coach
2019-23	Cincinnati Bengals	Offensive Coordinator
2018	Oakland Raiders	Quarterbacks Coach
2016-17	Detroit Lions	Quarterbacks Coach
2015	Denver Broncos	Offensive Assistant/ Quarterbacks Coach
2013-14	Denver Broncos	Offensive Assistant
2011-12	Denver Broncos	Offensive Quality Control
2010	Denver Broncos	Coaching Assistant
2008-09	Junipero Serra HS	Offensive Coordinator/ Quarterbacks Coach
2006-07	UCLA	Graduate Assistant
2002-05	UCLA	Quarterback





third in the NFL in rushing yards (1,205).

In 2020, Callahan helped develop Burrow as a rookie despite facing the challenges associated with the COVID-19 pandemic, including the cancellation of all in-person NFL offseason programs. Before a knee injury ended his rookie campaign in Week 11, Burrow's 264 completions were the most ever by an NFL quarterback through his first 10 career games, while his 2,688 passing yards were fifth.

Callahan joined the Bengals after spending 2018 as the quarterbacks coach for the Oakland Raiders. Under his tutelage, Raiders quarterback **Derek Carr** passed for a then-career-high 4,049 yards and led the AFC with a 68.9 completion percentage.

From 2016 to 2017, Callahan was the quarterbacks coach for the Detroit Lions. Working with **Matthew Stafford**, he helped the veteran finish third in passing yards (4,446) and fourth in passing touchdowns (29) in 2017, while posting a then-career-best 99.3 passer rating. In 2016, Stafford's eight game-winning drives were the most by a quarterback in a season since the 1970 AFL-NFL merger.

Callahan broke into the NFL with the Denver Broncos in 2010 and served in multiple roles for the franchise through 2015. He began as a coaching assistant (2010) before transitioning to offensive quality control coach (2011-12), offensive assistant coach (2013-14) and finally offensive assistant/quarterbacks coach (2015). In 2013, Broncos quarterback **Peyton Manning** won the Associated Press NFL MVP award after completing a league-record 55 touchdown passes. Callahan's tenure in Denver was capped by the team's victory in Super Bowl 50 following the 2015 campaign. Before reaching the NFL, Callahan spent time at his alma mater, UCLA, as a graduate assistant in 2006 and 2007. He then spent two years (2008-09) as the offensive coordinator and quarterbacks coach for Junipero Serra High School in San Mateo, Calif.

As a former walk-on quarterback at UCLA, he appeared in 13 games as a holder on PATs. He earned a bachelor's degree in sociology in 2006 and added a master's in education in 2008.

Born in Champaign, Ill., Callahan attended De La Salle High School in Concord, Calif., where he was a part of the school's national-record 151-game winning streak and a No. 1 national ranking.

He and his wife, Allyson, have a son, Ronan, and a daughter, Norah. He is the son of longtime NFL coach **Bill Callahan**, the current Titans offensive line coach.



## 2024 TITANS COACHING STAFF

- Brian Callahan . . . . . **Head Coach**
- Colt Anderson . . . . . **Special Teams Coordinator**
- Nick Holz . . . . . **Offensive Coordinator**
- Dennard Wilson . . . . . **Defensive Coordinator**
- Brian Bell . . . . . **Assistant Director of Sports Performance**
- Ben Bloom . . . . . **Outside Linebackers**
- Trevor Browder . . . . . **Offensive Assistant**
- Frank Bush . . . . . **Linebackers**
- Kylan Butler . . . . . **Offensive Assistant**
- Bill Callahan . . . . . **Offensive Line**
- Perry Carter . . . . . **Coaching Assistant**
- Scott Cohen . . . . . **Opponent Analyst**
- Steve Donatelli . . . . . **Defensive Assistant**
- Scott Fuchs . . . . . **Assistant Offensive Line**
- Bo Hardegree . . . . . **Quarterbacks**
- Chris Harris . . . . . **Defensive Passing Game Coordinator/ Cornerbacks**
- Steve Jackson . . . . . **Secondary/Safeties**
- Matt Jones . . . . . **Offensive Assistant**
- Tom Jones . . . . . **Assistant to the Head Coach**
- Randy Jordan . . . . . **Running Backs**
- Anthony Levine Sr. . . . . **Assistant Special Teams**
- Lori Locust . . . . . **Defensive Quality Control**
- Mark Lovat . . . . . **Assistant Strength and Conditioning**
- Payton McCollum . . . . . **Assistant Wide Receivers**
- Clinton McMillan . . . . . **Assistant Defensive Line/Pass Rush Specialist**
- Justin Outten . . . . . **Tight Ends**
- Haley Roberts . . . . . **Sports Performance Assistant**
- Tracy Rucker . . . . . **Defensive Line**
- John Shaw . . . . . **Assistant Sports Performance - Speed Training**
- Luke Stocker . . . . . **Assistant Tight Ends**
- Grant Thorne . . . . . **Assistant Strength and Conditioning**
- Tyke Tolbert . . . . . **Wide Receivers**
- Zac Woodfin** . . . . . **Director of Sports Performance**

## TITANS/OILERS HEAD COACH HISTORY

Head Coach	Years	Won	Lost	Tied	Pct.
<b>Brian Callahan</b>	<b>2024</b>	<b>3</b>	<b>13</b>	<b>0</b>	<b>.188</b>
Mike Vrabel	2018-23	56	48	0	.538
Mike Mularkey	2015-17	21	22	0	.488
Ken Whisenhunt	2014-15	3	20	0	.130
Mike Munchak	2011-13	22	26	0	.458
Jeff Fisher	1994-2010	147	126	0	.538
Jack Pardee	1990-94	44	35	0	.556
Jerry Glanville	1985-89	35	35	0	.500
Hugh Campbell	1984-85	8	22	0	.266
Chuck Studley	1983	2	8	0	.200
Ed Biles	1981-83	8	23	0	.258
O.A. "Bum" Phillips	1975-80	59	38	0	.608
Sid Gillman	1973-74	8	15	0	.347
Bill Peterson	1972-73	1	18	0	.052
Ed Hughes	1971	4	9	1	.321
Wally Lemm	1961, 1966-70	38	40	4	.487
Hugh "Bones" Taylor	1965	4	10	0	.285
Sammy Baugh	1964	4	10	0	.285
Frank "Pop" Ivy	1962-63	17	12	0	.586
Lou Rymkus	1960-61	12	7	1	.625

*Records include postseason*





## TITANS 2024 ASSISTANT COACHES

### COLT ANDERSON SPECIAL TEAMS COORDINATOR

[Click For Complete Online Bio](#)

- Anderson arrived in Tennessee in 2024 with four years (2020-23) of NFL coaching experience following a nine-year NFL playing career (2009-17) as a safety and special teams standout.
- Prior to joining the Titans, Anderson spent four years as an assistant special teams coach with the Cincinnati Bengals alongside head coach Zac Taylor and assistant head coach/special teams coordinator Darrin Simmons. Current Titans head coach Brian Callahan also served on the staff.
- In 2023, Cincinnati's special teams units ranked in the NFL's top 10 in several categories: 10th in punt return average (10.2 yards per return), eighth in opponent punt return average (7.0 yards per return), second in opponent kickoff return average (17.0) and fifth in opponent net punting average (40.2 yards per punt).
- As a player, Anderson was a rotational safety whose impact was felt most on special teams. Over his nine seasons as an NFL player, he spent time with the Minnesota Vikings, Philadelphia Eagles, Indianapolis Colts and Buffalo Bills. He played in 84 career games (seven starts), and recorded 109 tackles, one interception and two forced fumbles on defense, along with 58 stops on special teams.
- Anderson played collegiately at the University of Montana. He originally joined the Grizzlies' program as a walk-on safety and went on to become a four-time All-Big Sky performer—three times as a safety and once as a special teams player. As a senior in 2008, he set a school record with 129 tackles.



### DENNARD WILSON DEFENSIVE COORDINATOR

[Click For Complete Online Bio](#)

- Wilson arrived in Tennessee in 2024 with 12 years of NFL coaching experience, including nine seasons leading defensive back units.
- Prior to joining the Titans, Wilson spent the 2023 campaign as the defensive backs coach with the Baltimore Ravens, working with head coach John Harbaugh and defensive coordinator Mike Macdonald. The defense ranked first in points allowed (16.5 per game), sixth overall (301.4 yards allowed per game), sixth in pass defense (191.9 yards per game), first in sacks (60) and third in interceptions (18). Second-year safety Kyle Hamilton earned All-Pro and Pro Bowl honors.
- Before he joined the Ravens, Wilson spent two seasons with the Philadelphia Eagles, where he served as defensive passing game coordinator/defensive backs (2022) and a defensive backs coach (2021). In 2022, the Eagles ranked first in the NFL in pass defense (179.8 yards per game) en route to an appearance in Super Bowl LVII.
- Wilson spent four total seasons (2017-20) with the New York Jets—initially as defensive backs coach (2017-18) and then passing game coordinator/defensive backs (2019-20). While there he oversaw the development of safeties Jamal Adams and Marcus Maye.
- Wilson's initial NFL coaching job was with the St. Louis/Los Angeles Rams under head coach Jeff Fisher. He began his tenure with the Rams as a defensive quality control coach (2012-14) and then spent two years as the defensive backs coach (2015-16).
- From 2008 to 2011, he was employed by the Chicago Bears as a pro scout.
- The Upper Marlboro, Md., native was a three-year starter and team captain as a corner and safety at the University of Maryland. He entered the NFL in 2004 as a rookie free agent with Washington.



### NICK HOLZ OFFENSIVE COORDINATOR

[Click For Complete Online Bio](#)


- Holz (pronounced "HOLTS") arrived in Tennessee in 2024 with 11 years of NFL coaching experience and 16 total years of coaching experience.
- He joined the Titans after spending the 2023 campaign as the passing game coordinator for the Jacksonville Jaguars. Working in an offense that featured quarterback Trevor Lawrence, he helped the unit rank ninth in passing (242.7 yards per game) and 13th in points scored (22.2 points per game). Calvin Ridley posted 1,016 receiving yards and eight touchdowns, while Evan Engram led all NFL tight ends with 114 receptions for 963 yards.
- Before his stint in Jacksonville, Holz was the offensive coordinator for UNLV in 2022, which followed 10 campaigns with the Oakland/Las Vegas Raiders (2012-21). With the Raiders, he served in a variety of roles on offense, mostly focused on wide receivers. He served on the staff of three different Raiders head coaches and worked with a notable list of offensive minds, including Greg Knapp, Greg Olson, Bill Musgrave and Jon Gruden.
- Prior to joining the Raiders, Holz was an assistant at Stanford under head coach Jim Harbaugh (2008-10) and David Shaw (2011). As an assistant quarterbacks coach, he helped Andrew Luck earn first-team All-American honors and finish as the runner-up in Heisman Trophy voting two times.
- Holz began his collegiate coaching career in 2007 at Nebraska, where he served as offensive quality control coach and video intern for the Cornhuskers under head coach Bill Callahan.
- At the University of Colorado, Holz was a three-year letter winner (2004-06) as a wide receiver and holder.



### BRIAN BELL ASSISTANT DIRECTOR OF SPORTS PERFORMANCE

[Click For Complete Online Bio](#)

- Bell joined the Titans in 2018 after spending three seasons with the Houston Texans as assistant strength and conditioning coach.
- After originally joining the Titans as a strength and conditioning assistant, he was named sports performance coordinator in 2022 and then promoted to his current title of assistant director of sports performance in 2023.
- He was a member of back-to-back AFC South Division Championships in his first two campaigns in Houston.
- Bell was an assistant strength and conditioning coach at Penn State from 2012-13 and the head football strength and conditioning coach at his high school alma mater, DeMatha Catholic, in Hyattsville, Md., from 2011-12.
- Bell was a tight end and fullback at Kent State from 2002-06. In 2007, Bell signed with the Washington Commanders as an undrafted free agent and served on the team's practice squad.



### BEN BLOOM OUTSIDE LINEBACKERS

[Click For Complete Online Bio](#)

- Bloom arrived in Tennessee in 2024 with 15 years of experience coaching in the NFL. He was hired after spending the previous four campaigns with the Cleveland Browns.
- During his most recent stint with the Browns, Bloom served as senior defensive assistant in 2020, run game coordinator in 2021 and 2022, and defensive line coach in 2023. He broke into the NFL with the Browns from 2009 to 2010 and then worked nine seasons on the Dallas Cowboys staff (2011-19) before heading back to Cleveland.
- In 2023, Bloom worked with Browns defensive end Myles Garrett, who was named the AP Defensive Player of the Year after leading the Browns





## TITANS 2024 ASSISTANT COACHES

and tying for seventh in the NFL with 14 sacks. As a unit, the Browns led the NFL in total defense (270.2 opponent yards per game), passing defense (164.7) and third-down defense (29.1 percent).

- Bloom was the linebackers coach for the Cowboys in his final two seasons with the organization (2018-19) and was instrumental in Leighton Vander Esch and Jaylon Smith earning Pro Bowl honors.
- Prior to entering the NFL, Bloom spent four years in the college coaching ranks, lastly as the assistant defensive line coach at Harvard University in 2008. That followed three years (2005-07) as defensive line/graduate assistant at Tufts University, where he earned a bachelor's degree in history in 2005 and master's in education in 2008.
- A native of Wellesley, Mass., Bloom was a three-year letter winner on the Tufts offensive line.

### FRANK BUSH LINEBACKERS

[Click For Complete Online Bio](#)

- Bush rejoined the Titans as linebackers coach in 2024, beginning his third coaching stint with the franchise that also drafted him as a player in 1985. Prior to 2024, he spent 39 total NFL seasons as a player (1985-86), scout (1987-91) and coach (1992-present).
- From 2021 to 2023, Bush coached the Atlanta Falcons linebackers. In his final season there, his platoon was part of an overall unit that ranked eighth in passing defense (202.9 opponent yards per game), third in third-down efficiency (33.8 percent) and fourth in red-zone efficiency (45.3 touchdown percent).
- Prior to joining Atlanta's staff, Bush spent two seasons (2019-20) with the New York Jets as assistant head coach defense/linebackers coach and was promoted to defensive coordinator for the final four games of the 2020 season.
- Prior to joining the Jets, Bush served two seasons with the Dolphins as the team's assistant head coach/linebackers coach (2017-18).
- Returning to the Oilers/Titans organization in 2011, Bush spent two seasons in Tennessee (2011-12) and helped a trio of young linebackers—Akeem Ayers, Colin McCarthy and Zach Brown—earn starting roles.
- Bush also coached for the St. Louis/Los Angeles Rams (2013-16), Arizona Cardinals (2004-06) and Denver Broncos (1995-03). In his time with Denver, Bush earned two Super Bowl rings (XXXII and XXXIII).
- The Athens, Ga., native was a three-year starter at North Carolina State and was selected in the fifth round by the Oilers in the 1985 NFL Draft. A starter at linebacker as a rookie, Bush earned All-Rookie honors before an injury in his second season and subsequent diagnosis of a narrow spinal canal forced an early end to his playing career.
- Following his on-field career with the Oilers, he joined the team as a college scout for five seasons (1987-91) before transitioning to the coaching staff, initially as the team's linebackers coach (1992) and then as the defensive quality control/linebackers coach (1993-94).



### KYLAN BUTLER OFFENSIVE ASSISTANT

[Click For Complete Online Bio](#)

- Butler joined the Titans for the 2021 season as part of the NFL Bill Walsh Diversity Coaching Fellowship and earned a full-time role in 2022. He previously spent seven years coaching at the collegiate level.
- Before arriving in Tennessee, he spent two seasons coaching wide receivers at Morehead State University. He also served as co-special teams coordinator in 2019 and was promoted to associate head coach for 2020-21. After the fall 2020 season was postponed due to the COVID-19 pandemic, Butler helped coach the team in its games during the spring of 2021.
- He spent two years at Glenville (W.Va.) State College, first as running backs coach in 2017 and then as offensive coordinator/wide receivers coach in 2018.
- Butler began his coaching career in 2014 at his alma mater, the University of Arizona, and spent three total seasons as an offensive



graduate assistant.

- A native of Antioch, Calif., he appeared in 35 career games as a running back and on special teams for the Arizona Wildcats.

### BILL CALLAHAN OFFENSIVE LINE

[Click For Complete Online Bio](#)


- Callahan was hired by the Titans as offensive line coach in 2024, arriving with 46 years of coaching experience, including 25 years in the NFL.
- He spent a total of six seasons as a head coach with the Oakland Raiders (2002-03) and the University of Nebraska (2004-07), in addition to part of one season as an interim head coach with the Washington Commanders (2019).
- Prior to joining the Titans, Callahan spent 22 seasons coaching offensive lines and seven years as an offensive coordinator. Those teams went to the playoffs 11 times. He helped his side of the ball finish with the No. 1 ranked rushing offense in 2000 (Raiders) and 2009 (Jets), as well as the top ranked passing offense in 2002 (Raiders). In the process, 14 offensive linemen under his tutelage were selected to a total of 35 Pro Bowls.
- When he joined the Titans, it marked the first time that he and his son, Titans head coach Brian Callahan, were employed by the same organization.
- Before venturing to Tennessee, he spent four years as the offensive line coach for the Cleveland Browns (2020-23). During that span, the Browns qualified for the playoffs twice and ranked third in the NFL with an average of 139.6 rushing yards per game.
- Callahan was on Washington's coaching staff from 2015 to 2019, working mostly with the offensive line and serving as interim head coach for the final 11 games in 2019.
- Callahan spent six seasons with the Oakland Raiders from 1998 to 2003, first as offensive coordinator before becoming the 13th head coach in Raiders history in 2002. The 2002 squad set a franchise record for total offense with an NFL-best 6,237 yards and led the NFL in passing yards (4,689) en route to an appearance in Super Bowl XXXVII. He became the fourth rookie head coach in NFL history to earn a Super Bowl berth.
- His time in the NFL also includes stints with the Dallas Cowboys (2012-14), New York Jets (2008-11) and Philadelphia Eagles (1995-97).
- Callahan served as head coach at the University of Nebraska from 2004 to 2007. He led the Cornhuskers to a Big 12 Conference Championship Game appearance in 2006 and two bowl invitations in his four seasons.
- His collegiate coaching experience also involved stops at Illinois (1980-86), Northern Arizona (1987-88), Southern Illinois (1989) and Wisconsin (1990-94).
- The Chicago, Ill., native started at quarterback for three seasons (1975-77) at Illinois Benedictine (Iisle, Ill.), where he earned honorable-mention All-America honors in 1976 and 1977.



### STEVE DONATELL DEFENSIVE ASSISTANT

[Click For Complete Online Bio](#)

- Donatell arrived in Tennessee in 2024 with two prior seasons coaching in the NFL.
- He spent the 2023 campaign with the Miami Dolphins as a defensive assistant. He was part of a Miami Dolphins staff that helped the Dolphins finish the season with a No. 10 overall defensive ranking (318.3 opponent yards per game) and a ranking of seventh against the run (97.1). The Dolphins' 56 sacks amounted to the third-highest mark in the league.
- Donatell began his NFL coaching career as a defensive quality control assistant with the Minnesota Vikings in 2022. The Vikings tied for eighth in the NFL in takeaways (25) and tied for 10th in interceptions (15).
- Prior to Minnesota, Donatell was in the college coaching ranks for four years, most recently as a defensive quality control analyst at Stanford University for three seasons (2019-21) under head coach David Shaw.
- Donatell's first coaching job was in 2018 at the University of Tennessee



## TITANS 2024 ASSISTANT COACHES

at Chattanooga, where he coached outside linebackers.

- A native of Lone Tree, Colo., Donatell began his collegiate playing career at Wake Forest playing linebacker and tight end. In 2016, he was a graduate transfer tight end at Western Kentucky University.
- His father, Ed Donatell, is a longtime defensive coordinator who began coaching in the NFL in 1990. Steve's brother, Tom, is the defensive backs coach for the Washington Commanders.

### SCOTT FUCHS

#### ASSISTANT OFFENSIVE LINE

[Click For Complete Online Bio](#)

- Fuchs (pronunciation rhymes with "books") was hired by Tennessee in 2024 as assistant offensive line coach after spending 30 seasons coaching at the collegiate level.
- During his eight seasons prior to jumping to the NFL level, his teams went to a total of six bowl games: 2016 and 2017 at Wyoming; 2019 and 2020 at Buffalo; and 2022 and 2023 at Kansas.
- Fuchs arrived in Tennessee after serving on the University of Kansas coaching staff from 2021 to 2023. During his time with the Jayhawks, his pupils earned a total of seven All-Big 12 selections.
- In 2023, Kansas finished 8-4 to secure a winning record for the first time since 2008. The Jayhawks garnered a second consecutive bowl berth (Guaranteed Rate Bowl) for only the second time in program history.
- In 2022, Fuchs assisted as the Jayhawks qualified for a bowl game (AutoZone Liberty Bowl) for the first time since 2008 and reached the Associated Press Top 25 for the first time since 2009.
- Prior to joining the Jayhawks staff, Fuchs spent two years (2019-20) at Buffalo. His stops also included time at Wyoming (2014-18), North Dakota State (2009-13, 1994-96), Southern Illinois (2008), Grand Valley State (2007), Nebraska Omaha (2003-06), Minnesota Crookston (2000-02), Wisconsin-Eau Claire (1999) and Valley City State (1997-98).
- A native of Minot, N.D., he was a student athlete at North Dakota State and was named to the 1993 Kodak/American Football Coaches Association first-team All-America squad as a senior offensive guard.



### BO HARDEGREE

#### QUARTERBACKS

[Click For Complete Online Bio](#)

- Hardegree was hired by the Titans in 2024 after spending two campaigns (2022-23) with the Las Vegas Raiders.
- A Jackson, Tenn., native and University of Tennessee product, Hardegree arrived at the Titans with 16 total years of coaching experience and 10 seasons coaching in the NFL.
- Hardegree joined the Raiders as quarterbacks coach in 2022 and was promoted to interim offensive coordinator for the final nine games of 2023. Under Hardegree's tutelage as an offensive coordinator, fourth-round rookie Aidan O'Connell passed for 1,905 yards and 11 touchdowns while posting the third-best passer rating (83.9) among all qualifying 2023 rookies.
- With the Patriots in 2021, Hardegree played a key role in the development of Patriots first-round pick Mac Jones, who led all rookie quarterbacks with 3,801 passing yards and 22 touchdowns.
- Prior to joining the Patriots, Hardegree logged two years with the New York Jets (2019-20) and three seasons as quarterbacks coach of the Miami Dolphins (2016-18).
- After beginning his coaching career at Duke (2008-10), he was on the staff at Louisiana State (2011-13) before his initial NFL stints with the Denver Broncos (2014) and Chicago Bears (2015).
- At the University of Tennessee, Hardegree played quarterback and was a member of SEC Eastern Division championship teams in 2004 and 2007.



### CHRIS HARRIS

#### DEFENSIVE PASS GAME COORDINATOR/ CORNERBACKS

[Click For Complete Online Bio](#)

- Harris was hired in 2023 as defensive pass game coordinator/cornerbacks coach.
- He arrived in Tennessee with nine previous seasons in the NFL as a coach in addition to eight NFL seasons as a player.
- In his first season with the Titans, the defense tied for the eighth-fewest passing touchdowns allowed (20) and yielded the fifth-fewest overall opponent touchdowns (33). The defense also ranked first in the NFL in red-zone efficiency (37.7 percent).
- From 2020 to 2022, he was the defensive backs coach for the Washington Commanders.
- From 2020-22, the Commanders defense ranked eighth in the NFL in passing yards allowed (213.1 yards per game) and fourth in total yards allowed (323.4 yards per game).
- Prior to his time in Washington, Harris spent four seasons (2016-19) with the Los Angeles Chargers as assistant defensive backs coach.
- He began his coaching career as a defensive quality control coach for the Chicago Bears from 2013 to 2014.
- Harris played eight seasons at safety with Chicago (2005-06, 2010-11), Carolina (2007-08), Detroit (2011) and Jacksonville (2012). He earned Associated Press second-team All-Pro honors in 2010 with the Bears. His career totals included 16 interceptions in 101 games (88 starts).
- Harris was selected by the Bears in the sixth round of the 2005 NFL Draft following his collegiate playing career at Louisiana-Monroe.



### STEVE JACKSON

#### SECONDARY/SAFETIES

[Click For Complete Online Bio](#)

- Jackson returned to the Titans in 2024 as secondary/safeties coach after previously serving on the staff as assistant secondary coach in 2016 and 2017.
- A former Houston Oilers draft pick, Jackson played nine seasons in the NFL—all with the Oilers/Titans from 1991 to 1999.
- Prior to rejoining the Tennessee coaching staff, Jackson spent two seasons with the Atlanta Falcons (2022-23). He began his tenure in Atlanta as a senior offensive assistant and transitioned to coaching the secondary in 2023. He was part of a staff in 2023 that helped the Falcons place eighth in passing defense (202.9 opponent yards per game), third in third-down efficiency (33.8 percent) and fourth in red-zone efficiency (45.3 touchdown percent). Safety Jessie Bates III was selected to the Pro Bowl and earned second-team AP All-Pro honors.
- Jackson served as the secondary/cornerbacks coach for the Cincinnati Bengals in 2020 and 2021.
- His coaching stops also include time with the Buffalo Bills (2001-03), Washington Commanders (2004-11), Detroit Lions (2013) and New York Jets (2018-19).
- Jackson recorded 14 interceptions and nine sacks in his NFL career. In his final season, he helped the Titans make an appearance in Super Bowl XXXIV.
- The Houston, Texas, native was a four-year starter at Purdue University.



### MATT JONES

#### OFFENSIVE ASSISTANT

[Click For Complete Online Bio](#)

- Jones joined the Titans in 2023 as an offensive line assistant before taking the title of offensive assistant in 2024.
- Prior to arriving at the Titans, he spent four seasons (2019-22) at the University of Tennessee-Martin as the team's run game coordinator and tight end/offensive tackle coach.
- He helped the UT-Martin Skyhawks to back-to-back Ohio Valley





## TITANS 2024 ASSISTANT COACHES

Conference titles in 2021 and 2022.

- Prior to joining UT-Martin, Jones had stops as an offensive line coach at Texas Southern (2017-18), Jackson State (2016), Tulane (2014-15), Villanova (tight ends, 2013), Avila University (2011-12) and the University of Saint Francis (Illinois) (2009-10).
- A native of Chicago, Ill., Jones attended Eastern Illinois University.

### TOM JONES

#### ASSISTANT TO THE HEAD COACH

[Click For Complete Online Bio](#)

- Jones was hired by Tennessee in 2024 after spending 25 seasons with the Oakland/Las Vegas Raiders.
- During his time with the Raiders, Jones filled multiple roles with a wide range of responsibilities. In his final two seasons with the organization (2022-23), he served as vice president of football operations/assistant to the head coach. He originally joined the Raiders in 1996 as an intern.
- Jones oversaw several areas for the Raiders, including day-to-day football operations, scheduling, the football calendar, CBA compliance, the Bill Walsh Fellowship Program, and communication with players, coaches and other departments. His involvement in coaching through the years included managing the affairs of 10 different head coaches and their respective staffs.
- A Bay Area native, Jones earned a bachelor's degree in political science and criminal justice from Chico State before moving on to the University of San Francisco to obtain a master's degree in sport management.



### RANDY JORDAN

#### RUNNING BACKS

[Click For Complete Online Bio](#)

- Randy Jordan arrived in Tennessee in 2024 with 21 total years of coaching experience in addition to a nine-year NFL playing career as a running back.
- Prior to joining the Titans, Jordan spent 10 seasons (2014-23) as the running backs coach for the Washington Commanders and added the title of senior offensive assistant in 2023.
- The Commanders ranked seventh in the NFL in 2023 with an average of 4.43 rushing yards per attempt. Second-year running back Brian Robinson Jr. surpassed the 1,000-yard scrimmage mark (1,101) for the first time in his career and also led the club with nine total touchdowns.
- Before joining Washington, Jordan spent two years (2012-13) as the running backs coach at his alma mater, the University of North Carolina. Giovanni Bernard produced one of the best seasons in UNC history in 2012, averaging 122.8 rushing yards per game to lead the ACC.
- Jordan coached running backs at Texas A&M for four seasons from 2008 to 2011.
- His first collegiate coaching position was at the University of Nebraska, where he served as the running backs coach for the Cornhuskers under head coach Bill Callahan from 2004 to 2007.
- Jordan began his coaching career with the Oakland Raiders as a special teams assistant midway through the 2003 season.
- As a running back in the NFL, Jordan appeared in 122 career games with the Raiders (1993, 1998-02) and Jacksonville Jaguars (1995-97), accumulating 152 rushing attempts for 574 yards and seven touchdowns, as well as 58 receptions for 596 yards and two scores.
- A native of Manson, N.C., Jordan attended the University of North Carolina under head coach Mack Brown from 1989 to 1992.



### ANTHONY LEVINE SR.

#### ASSISTANT SPECIAL TEAMS

[Click For Complete Online Bio](#)

- Levine joined the Titans in 2023 after spending the 2022 campaign working in coaching and scouting for the Baltimore Ravens.
- During Levine's first campaign with the Titans, the team had the eighth-best net punting average (43.0) in the NFL and ranked first in field goal percentage (96.7). Individually, Ryan Stonehouse led the league with a 43.9-yard net average, and Nick Folk set a franchise record with a league-best 96.7 percentage on field goals (29 of 30).
- He spent 10 years playing for the Ravens (2012-21), gaining notoriety as one of the league's top performers on special teams.
- He originally entered the NFL in 2010 as an undrafted rookie with the Green Bay Packers and spent two campaigns on Green Bay's practice squad.
- During his playing career, he appeared in 146 games and recorded 62 special teams stops, one forced fumble and one fumble recovery. As a defensive back/linebacker, he additionally tallied five starts, 149 tackles and two interceptions.
- In Baltimore, he earned the nickname "Co-Cap" for his status as special teams captain.
- A native of Abbeville, La., Levine was a defensive back for four seasons at Tennessee State University (2006-09).



### LORI LOCUST

#### DEFENSIVE QUALITY CONTROL

[Click For Complete Online Bio](#)

- Locust joined the Titans in 2023 after four seasons (2019-22) as the assistant defensive line coach for the Tampa Bay Buccaneers.
- In her first year with the Titans, Locust worked with the outside linebackers and helped Denico Autry lead the team with a career-high 11.5 sacks. Harold Landry III returned from a season-ending knee injury during the previous season to appear in all 17 games and tally 10.5 sacks—his second-best career total.
- During her four-year tenure in Tampa Bay, the Buccaneers led the NFL in rushing defense, allowing only 92.3 yards per game. Additionally, the team ranked fifth in sacks (187), third in tackles for loss (348), first in quarterback hits (452) and fifth in takeaways (102). Nose tackle Vita Vea earned his first Pro Bowl selection (2021), while totaling 15 sacks between 2019 and 2022, a total that led all nose tackles. Locust joined fellow Buccaneers assistant Maral Javadifar in becoming the first woman on an NFL coaching staff to win a Super Bowl (LV).
- Prior to joining Tampa Bay, Locust served as the assistant defensive line coach for the Birmingham Iron of the Alliance of American Football and served as a coaching intern with the Baltimore Ravens during their 2018 training camp.
- Locust also spent time coaching with the Lehigh Valley Steelhawks (National Arena League), Central Penn Capitals (NAL), the York Capitals (American Indoor Football), the Central Penn Piranha (semi-professional) and her high school alma mater, Susquehanna Township (Harrisburg, Pa.) High School.
- She attended Temple University and also played football (2004-08) for the Central Penn Vipers in the Independent Women's Football League.



### MARK LOVAT

#### ASSISTANT STRENGTH AND CONDITIONING

[Click For Complete Online Bio](#)

- Lovat was hired by Tennessee as assistant strength and conditioning coach in 2024 after 25 years with the Green Bay Packers.
- Lovat (pronounced "luh-VOTT") began with the Packers in 1999 as a strength and conditioning assistant, a title he held for a total of 16 seasons with the team. He was the club's strength and conditioning coordinator from 2010 to 2018.



## TITANS 2024 ASSISTANT COACHES

- During his time with the Packers, he was a part of 17 playoff teams, 12 division titles and one Super Bowl championship (Super Bowl XLV). In 2011, Lovat was named the NFL Strength Coach of the Year by the Professional Football Strength and Conditioning Coaches Society. The same organization honored him with the Super Bowl Achievement Award in 2010.
- He was named the NFL Strength Coach of the Year for his work in 2011 by the Professional Football Strength and Conditioning Coaches Society, an award based on a vote of his peers in the field. In 2010, he was honored by the Professional Football Strength and Conditioning Coaches Society with the Super Bowl Achievement Award.
- A native of Pocatello, Idaho, Lovat earned a Division I baseball scholarship to Butler University in Indianapolis.
- He is the son of longtime NFL offensive line coach Tom Lovat.

### PAYTON McCOLLUM ASSISTANT WIDE RECEIVERS

[Click For Complete Online Bio](#)

- McCollum arrived in Tennessee in 2024 with nine previous seasons in coaching and two prior campaigns coaching in the NFL.
- He was hired by Tennessee after one season as a defensive assistant with the Indianapolis Colts. He helped coach a defensive unit in Indianapolis that ranked fifth in the NFL with 51 total sacks and posted the league's 11th-best third-down percentage (37.1).
- In 2022, McCollum served as an offensive analyst with Eastern Michigan. The Eagles finished with a 9-4 record, which was the school's second-best win total in the 131-year history of the program. EMU also won its first bowl game since 1987.
- Prior to EMU, McCollum was the quarterbacks coach at the University of Washington for two seasons (2020-21). In 2020, the Huskies won the PAC-12 North.
- His coaching stops also include time at North Carolina Central University (2019), North Carolina (2018), the Detroit Lions (2016-17) and Campbell University (2015).
- He was a three-year letterman at Catawba College.



### CLINTON McMILLAN DEFENSIVE LINE ASSISTANT

[Click For Complete Online Bio](#)

- McMillan initially joined the Titans in 2021 as a defensive assistant through the NFL's Bill Walsh Coaching Fellowship. He was a defensive line assistant from 2022 to 2023 before switching titles in 2024 to assistant defensive line/pass rush specialist.
- With McMillan working with the defensive line in 2023, the Titans finished seventh in the NFL in opponent rushing average (3.81 yards per attempt) and also ranked first in the NFL in defensive red-zone efficiency (37.7 percent). With 5.5 sacks in 12 games, defensive tackle Jeffery Simmons registered his third consecutive season with at least 5.5 sacks.
- Working with the defensive line in 2022, he helped the Titans finish first in the NFL in rushing defense (76.9 opponent rushing yards per game). Jeffery Simmons was named to the Pro Bowl after posting 7.5 sacks.
- In 2021, McMillan primarily worked with the Titans outside linebackers. Harold Landry III's 12 sacks led the team, set a career high and ranked 10th in the NFL. Landry was named to his first career Pro Bowl.
- McMillan was a senior analyst at Florida State from 2020 until joining the Titans in 2021.
- McMillan was defensive line coach at the University of Tennessee at Martin from 2017-19 and also held the titles of defensive run game coordinator and co-special teams coordinator in his time with the Skyhawks. He coached four all-conference performers during his tenure and in 2019 helped UTM lead the conference with 25 sacks.
- He began his coaching career at Sanford Seminole High School and Winter Park High School before stints at Weber State (2012-14), Marshall (2014-16) and Ohio Dominican (2017).
- McMillan played four years at defensive tackle for the University of



Florida, appearing in 48 games and helping the Gators win the 2006 national championship.

### JUSTIN OUTTEN TIGHT ENDS

[Click For Complete Online Bio](#)

- Outten (pronounced "OW-ten") joined the Titans coaching staff in 2023 as run game coordinator/running backs coach. In 2024, he moved to tight ends coach.
- He arrived in Tennessee with 17 years of coaching experience, including seven seasons in the NFL. His most recent stop prior to Tennessee was as the offensive coordinator with the Denver Broncos in 2022.
- In 2023, Outten's work with the Titans running backs helped Derrick Henry finish second in the NFL with 1,167 rushing yards. Henry started 17 games for the first time in his career and was selected to his fourth career Pro Bowl. Rookie Tyjae Spears' 838 scrimmage yards (453 rushing and 385 receiving) ranked seventh in franchise history among rookie running backs, and the total also placed fourth among rookie running backs in 2023.
- In 2022, the Broncos tied for fifth place in the NFL in completions of 25-plus yards. Outten called plays for the Broncos in the last two games of the season.
- Outten coached tight ends with the Green Bay Packers from 2019 through 2021, during which time the unit collectively tallied 60-plus catches and 700-plus receiving yards in each of his three seasons. During his tenure in Green Bay, six different tight ends registered at least one touchdown reception, which tied for the second-most in the NFL during that span.
- In 2020, Outten coached tight end Robert Tonyan, who totaled 11 touchdown receptions to set the single-season franchise mark for the position and tie All-Pro Travis Kelce for the league lead among tight ends.
- Outten joined the Atlanta Falcons in 2016 as an offensive intern and then as an offensive assistant in 2017 and 2018, helping to coach the offensive line.
- In addition to his time in the NFL, Outten spent eight seasons (2008-15) coaching at Westfield High School in Houston after beginning his coaching career at his alma mater, Syracuse University (2007).
- The Doylestown, Pa., native was a three-year letterwinner at Syracuse, and over his final two seasons as a player (2005-06), he appeared in all 23 games (22 starts) at center and was named team captain as a senior.



### HALEY ROBERTS SPORTS PERFORMANCE ASSISTANT

[Click For Complete Online Bio](#)

- Roberts originally joined the Titans as a sports performance intern in May 2023 and was promoted to sports performance assistant by the end of her first training camp.
- Prior to joining the Titans, Roberts spent two years (2021-22) as an assistant strength and conditioning coach at Sam Houston State University. The Bearkats won the Western Athletic Conference in 2021. In addition to working with the football team, she served the women's basketball, softball, tennis and soccer teams, and she also served as an adjunct instructor on campus.
- In 2020, Roberts was a strength and conditioning graduate assistant at the University of North Alabama, and the year prior she worked as a strength and conditioning intern for the football team at her alma mater, University of Nevada-Las Vegas.
- At the 2024 NFL Combine, Roberts served on a panel of speakers at the eighth annual NFL Women's Forum presented by AWS.
- A native of Las Vegas, Nev., Roberts received her bachelor's degree in kinesiology and exercise science from the University of Nevada-Las Vegas. She earned her Master of Science in kinesiology from Sam Houston State in December 2023.





## TITANS 2024 ASSISTANT COACHES

### TRACY ROCKER DEFENSIVE LINE

[Click For Complete Online Bio](#)


- Rocker returned to the Titans in 2024 with 32 previous years of coaching experience, including six in the NFL and three with the Titans. He coached the Titans defensive line from 2011 to 2013.
- Prior to rejoining the Titans, Rocker spent three seasons as the defensive line coach for the Philadelphia Eagles (2021-23). In that period, the Eagles tied for third in the NFL with 142 total sacks and earned three consecutive postseason berths.
- In 2023, Rocker was part of an Eagles playoff team that ranked 10th in the league in rushing defense (103.4 opponent yards per game), while defensive end Josh Sweat registered his third consecutive season with at least 6.5 sacks. Meanwhile, defensive tackle Fletcher Cox started 15 games and notched five sacks in his 12th NFL season.
- In 2022, Rocker was a member of an Eagles coaching staff that guided the team to an NFC title and an appearance in Super Bowl LVII. The Eagles fielded the league's second-ranked total defense (301.5 yards per game) and registered the third-most sacks (70, tied) in NFL history.
- Prior to joining the Eagles' coaching staff, he served on the staffs at South Carolina (2020), the University of Tennessee (2017-19) and Georgia (2014-16).
- In 2012, during his first stint with the Titans, the defense produced the 10th-most sacks (39) in the league, while defensive end Derrick Morgan enjoyed a breakout year. The prior campaign, Rocker led a young group that included Karl Klug, who ranked first among rookie defensive tackles with seven sacks, as well as rookie Jurrell Casey.
- Returning to his alma mater, Rocker coached the defensive line at Auburn for two years (2009-10) following stints at Mississippi (2008) Arkansas (2003-07), Cincinnati (2002), Troy State (1997-01) and West Alabama.
- The Atlanta, Ga., native and former Auburn defensive tackle was inducted into the College Football Hall of Fame in 2004. A two-time All-American, he was honored with the Lombardi Award (nation's top college football player) and Outland Trophy (nation's top interior lineman) in 1988, becoming the first player in SEC history to earn both accolades.
- He was selected by Washington in the third round (66th overall) of the 1989 NFL Draft and played two seasons before sustaining a knee injury. He concluded his professional career with the Orlando Thunder of the World Football League in 1991.



### JOHN SHAW SPORTS PERFORMANCE - SPEED TRAINING

[Click For Complete Online Bio](#)

- Shaw was hired in 2024 to fill the newly created coaching role of assistant sports performance - speed training.
- Prior to joining the Titans, Shaw spent five years in college coaching. Before a brief stint as the director of speed development at the University of Washington (January 2024 to March 2024), he was the director of speed development for two seasons on the strength and conditioning staff at the University of Arizona (2022-23).
- He was an assistant strength and conditioning coach for a pair of seasons at the University of Missouri (2020-21) and one campaign at the University of Kansas (2019). At Mizzou, he also served as director of sport science and mental conditioning.
- The Mobile, Ala., native began his collegiate playing career as a defensive back at the University of Alabama at Birmingham (2001-04) before transferring to Belhaven University in Jackson, Miss., to finish his career (2005-06). He then took his first steps into coaching at Belhaven as a graduate assistant/cornerbacks coach and assistant strength and conditioning coach. For the next eight years, he coached athletes at the high school level in Alabama and Mississippi, including the final six years as a strength and conditioning coach and defensive backs coach for St. Paul's Episcopal (Mobile, Ala.) High School, where he was part of three AHSAA State Championships.



- Shaw earned his Bachelor of Science degree in exercise science from Belhaven University.

### LUKE STOCKER ASSISTANT TIGHT ENDS

[Click For Complete Online Bio](#)

- Stocker joined the coaching staff in 2023 following 11 years in the NFL as a player.
- He initially joined the Titans staff as an intern during the 2023 offseason and then earned a full-time role as offensive assistant. In 2024, he was promoted to assistant tight ends coach.
- With Stocker working with the Titans tight ends in 2023, second-year tight end Chig Okonkwo finished second on the team in receptions (54) and receiving yards (528), which were career highs. Stocker also helped the development of fifth-round rookie Josh Whyle.
- As a player, Stocker was signed by the Titans as a free agent during the 2017 campaign and stayed with the club through 2018, head coach Mike Vrabel's first season in Tennessee. He also returned for training camp in 2021. In 19 games with the Titans (13 starts), he totaled 16 receptions for 177 yards and two touchdowns, while serving in a key role as a blocker in the running game.
- A fourth-round pick by the Tampa Bay Buccaneers in the 2011 NFL Draft, Stocker spent six-plus seasons with the Buccaneers until joining the Titans. He later appeared in games for the Atlanta Falcons (2019-20) and Minnesota Vikings (2021). In 142 career games, he registered 91 starts and 85 receptions for 705 yards and five touchdowns. He also participated in two playoff games with the Titans in 2017.
- The Berea, Ky., native attended the University of Tennessee (2007-10), where he tied a then-school record with 52 career games played, totaling 85 receptions for 956 yards and eight touchdowns.



### GRANT THORNE ASSISTANT STRENGTH AND CONDITIONING

[Click For Complete Online Bio](#)

- Grant Thorne was hired by the Titans as assistant strength and conditioning coach in 2024 after spending 11 years with the Green Bay Packers.
- From 2015 through 2023, Thorne was a strength and conditioning assistant with the Packers after spending 2013 and 2014 as a strength and conditioning consultant with the team.
- Prior to working in Green Bay, Thorne served as a sports performance coach at Purdue University (2011-14). He also served as an instructor for clinical students while working toward his master's degree in health and kinesiology sport performance, focusing on sports-science technology and methodology.
- In 2011, Thorne gained his initial collegiate coaching experience at Stanford University, where he served as an assistant performance coach for the Cardinal football and rugby teams.
- Thorne served as a performance and monitoring assistant for the New York Jets in 2010.
- A college running back, wide receiver and kick returner, Thorne played two seasons at Long Beach City College (2004-05) before finishing at Nicholls State University (2006-07).
- He played wide receiver in the Arena Football League before joining the Rugby Union's Sedgley Park Tigers as a winger. In 2009, he participated in the USA Eagles National Rugby Team selection camp at the Olympic training center in Chula Vista, Calif.
- He also served as an assistant performance coach for Everton Football Club of the English Premier League before returning to the United States in 2009 to serve as a performance coach at Velocity Sports Performance in Manhattan Beach, Calif.
- He is a native of Tucson, Ariz.



## TITANS 2024 ASSISTANT COACHES

### TYKE TOLBERT WIDE RECEIVERS

[Click For Complete Online Bio](#)


- Tolbert joined the Titans in 2024 with 30 prior years of coaching experience, including 21 seasons in the NFL.
- He has coached wide receivers with the Arizona Cardinals (2003), Buffalo Bills (2004-09), Carolina Panthers (2010), Denver Broncos (2011-17), New York Giants (2018-21) and Chicago Bears (2022-23).
- Prior to his time in Tennessee, Tolbert coached eight different wide receivers to 16 total 1,000-yard seasons: Anquan Boldin (2003), Eric Moulds (2004), Lee Evans (2006, 2008), Demaryius Thomas (2012-16), Eric Decker (2012-13), Emmanuel Sanders (2014-16), Odell Beckham Jr. (2018) and DJ Moore (2023). The grouping of Boldin (2003), Thomas (2012-16) and Sanders (2014, 2016) combined for eight Pro Bowls under Tolbert's direction.
- Tolbert's two years as wide receivers coach in Chicago also included the title of pass game coordinator. Most recently in 2023, he helped Moore tie for second in the NFL in receptions of at least 25 yards (16). Moore, in his first season in Chicago, also ranked sixth in receiving yards (1,364).
- Tolbert's first professional coaching experience was with the NFL's Bill Walsh Minority Internship Program. He first interned with the Lions during training camp in 1997 before interning again in 2001 with the Cardinals.
- Before establishing himself in the NFL, Tolbert began his coaching career as a graduate assistant at Louisiana State (1994) before moving on to Northeast Louisiana (1994, 1995-97), Ohio University (1995), Auburn (1998), Louisiana-Lafayette (1999-01) and Florida (2002).
- The Conroe, Texas, native was a wide receiver and three-year letterman at Louisiana State University (1986-90).



### ZAC WOODFIN DIRECTOR OF SPORTS PERFORMANCE

[Click For Complete Online Bio](#)

- Woodfin was hired by the Titans as director of sports performance in 2024. He arrived in Tennessee with 18 years of experience in the strength and conditioning field.
- Woodfin served two years for the United States Football League and United Football League (2022-23) as the director of player performance and wellness, overseeing the league's athletic performance training staff.
- Prior to his time with the USFL/UFL, Woodfin was the director of athletic performance at the University of Missouri (2020-21), the University of Kansas (2017-19) and the University of Southern Mississippi (2015-16).
- Near the end of his time at Southern Miss, Woodfin was named interim director of athletics while the university conducted a search for its permanent director.
- In 2014, Woodfin served as the head strength and conditioning coach at his alma mater, the University of Alabama at Birmingham, where he won FootballScoop's Strength and Conditioning Coach of the Year award.
- From 2011 to 2013, he received his first NFL coaching experience as an assistant strength and conditioning coach with the Green Bay Packers.
- A native of Prattville, Ala., Woodfin played linebacker at UAB and became the football program's all-time leading tackler (372 career tackles). He entered the NFL in 2005 as a rookie free agent with the Packers and also spent time with the New Orleans Saints (2005), Baltimore Ravens (2005-06) and Houston Texans (2007). He also played in NFL Europe for the Frankfurt Galaxy (2007). Woodfin started at linebacker for the Galaxy and helped lead the team to the 2007 World Bowl.
- In 2006, he got his start in the strength and conditioning field as an intern at UAB and then worked as a volunteer at the University of Alabama (2007) before becoming a performance specialist for three years at Athletes' Performance (2007-10), based in Los Angeles.
- Woodfin graduated from UAB in 2007 with a bachelor's degree in exercise science and a concentration in fitness leadership. He is certified by the NSCA and USAW.



## NISSAN STADIUM

In 2015, the Titans and Nissan North America announced the formation of an exclusive naming-rights partnership that rebranded Nashville's downtown stadium as Nissan Stadium.

**NISSAN**  
STADIUM

Eight years later, on Nov. 17, 2023, the Titans and Nissan North America announced a new agreement: a 20-year, exclusive naming-rights partnership that brands the new Titans home venue as 'Nissan Stadium.'

Slated for completion in 2027, the new Nissan Stadium will host Titans home games, Tennessee State University football games, concerts, large-scale events and other community events.

"This partnership is a natural extension of our already longstanding friendship with Nissan," said Burke Nihill, Titans President and CEO. "Our mission at the Titans is to Win, Serve, and Entertain. We pride ourselves on collaborating with organizations who love this city and state as much as we do, and for the past 40 years, Nissan has invested more than \$10.5 billion statewide, serving as a great example of an outstanding corporate steward and community advocate. We look forward to the continued positive impact of this relationship for the Titans organization and the City of Nashville."

"Since 2015 our fans and organization have called our home 'Nissan Stadium,' and we are proud to continue that tradition in the new stadium as we deepen and expand our relationship with them," said Titans Chief Revenue Officer Adam Nuse. "The new stadium will host the world's largest events, as well as serve as a community hub for our local neighbors. We're excited to have a partner like Nissan embark on this journey with us as we look towards the future."

The partnership will feature dedicated areas in the new stadium for brand experiences and displays, innovative technology integration, and involvement in Titans broadcast platforms. Nissan also will support a to-be-determined program in the Titans' ONE Community philanthropic platform, which reaches Nashville's most underrepresented and marginalized communities with a focus on three areas – Opportunity, Neighborhoods and Education.

"Nissan Stadium is a centerpiece of the Nashville skyline and has become a household name in Middle Tennessee. It is important for Nissan to keep our name on the new stadium," said Jérémie Papin, chairperson, Nissan Americas. "As more people come to Nashville both to visit and to live in this wonderful city, Nissan Stadium is true showcase for our brand and for the career opportunities we've offered here for more than four decades. This partnership sends a strong message about the bright future for Nissan, the Titans, Nashville and the State of Tennessee."

Nissan's ever-growing footprint in Tennessee includes vehicle and powertrain manufacturing facilities in Smyrna and Decherd respectively, along with its North American headquarters in Franklin. Nissan is home to more than 11,000 employees across all three locations.

"Nissan has been a strong partner to middle Tennessee for four decades, and I'm thrilled that the Titans have united with a partner that invests in our community and its people," said Nashville Mayor Freddie O'Connell. "The familiarity and trust they've established with the Titans in the last eight years will undoubtedly be a great asset as we plan for the stadium's opening in 2027."







The new Nissan stadium will be built on the east side of the current stadium campus, along Nashville's East Bank. Features of the building include: a circular translucent roof; exterior porches with panoramic views of Nashville; improved sightlines for all spectators through a range of diverse seating experiences; and a 12,000 square foot community space available for use year-round. A waitlist for those interested in purchasing PSLs or suites is now open at [NewNissanStadium.com](http://NewNissanStadium.com).

#### Titans/Oilers all-time regular-season record by home venue:

Stadium	Seasons	W-L-T	Pct.
Jeppesen Stadium	1960-1964	25-11-0	.694
Rice Stadium	1965-1967	11-10-0	.524
Astrodome	1968-1996	113-103-2	.523
Liberty Bowl	1997	6-2-0	.750
Dudley Field (Vanderbilt Stadium)	1998	3-5-0	.375
<b>Nissan Stadium</b>	<b>1999-2024</b>	<b>116-92-0</b>	<b>.558</b>

## NISSAN STADIUM RECORD WHEN ...

#### The Titans at Nissan Stadium (1999-present):

	Games	Record	Pct.
Regular Season	208	116-92	.558
Postseason	6	2-4	.333
<b>Combined</b>	<b>214</b>	<b>118-96</b>	<b>.551</b>

Record When ...	Reg. Season	Playoffs
September	23-19	
October	28-22	
November	27-20	
December	34-30	
January	4-1	2-4
Thursday	5-4	
Friday	0-1	
Saturday	2-2	2-2
Sunday	101-82	0-2
Monday	7-3	
Tuesday	1-0	
Against own division	45-38	0-1
Against AFC	84-70	2-4
Against NFC	32-22	
Overtime games	9-8	1-0
In primetime	14-12	
Temperature 80+	8-8	
Temperature <40	10-11	1-2
Titans score 20 points	96-36	2-0
Titans score 30 points	39-6	1-0
Titans allow <20 points	74-16	1-2
Titans allow <10 points	17-0	
Titans net 300 yards	86-53	1-3
Opponents net <300 yards	55-16	1-2
Titans commit 0 turnovers	39-14	
Titans force 2 turnovers	73-28	

## TITANS/OILERS ALL-TIME RECORD

	W	L	T
<b>Regular Season:</b>	<b>479</b>	<b>514</b>	<b>6</b>
Home	274	223	2
Road	205	291	4
As Titans (1999-present)	212	207	0
As Oilers (1960-1998)	267	307	6
<b>Postseason:</b>	<b>17</b>	<b>23</b>	<b>0</b>
Home	6	7	0
Road	11	15	0
Super Bowl (XXXIV)	0	1	0
As Titans (1999-present)	8	10	0
As Oilers (1960-1998)	9	13	0

**All-time playoff appearances by the Oilers/Titans:** 1960, 1961, 1962, 1967, 1969, 1978, 1979, 1980, 1987, 1988, 1989, 1990, 1991, 1992, 1993, 1999, 2000, 2002, 2003, 2007, 2008, 2017, 2019, 2020, 2021

**All-time division titles by the Oilers/Titans:** 1960, 1961, 1962, 1967, 1991, 1993, 2000, 2002, 2008, 2020, 2021

## 2024 DEFENSIVE RANKINGS

#### 2024 NFL leaders in total defense (yards allowed per game):

Team	Opponent Yards Per Game
1. Philadelphia Eagles	280.9
2. San Francisco 49ers	304.3
<b>3. Tennessee Titans</b>	<b>307.3</b>
4. Miami Dolphins	310.6
5. Kansas City Chiefs	310.8
6. New York Jets	312.5
7. Houston Texans	315.1
8. Green Bay Packers	320.2
9. Washington Commanders	323.8
10. Las Vegas Raiders	324.4

#### 2024 NFL leaders in passing defense (passing yards allowed per game):

Team	Opponent Passing Yards Per Game
1. Philadelphia Eagles	176.4
<b>2. Tennessee Titans</b>	<b>177.9</b>
3. San Francisco 49ers	183.3
4. Washington Commanders	187.1
5. New York Jets	192.3
6. Houston Texans	199.3
7. Seattle Seahawks	205.3
8. Los Angeles Chargers	205.8
9. Miami Dolphins	207.8
10. New York Giants	208.0

#### Fewest opponent first downs allowed per game in 2024:

Team	Opponent 1st Downs	Per Game
1. Cleveland Browns	283	17.7
Philadelphia Eagles	283	17.7
3. San Francisco 49ers	272	18.1
4. Miami Dolphins	292	18.3
5. Los Angeles Chargers	295	18.4
<b>6. Tennessee Titans</b>	<b>296</b>	<b>18.5</b>
7. Las Vegas Raiders	297	18.6
8. Kansas City Chiefs	299	18.7
Houston Texans	299	18.7
10. Minnesota Vikings	301	18.8



## Fewest yards per play allowed by defenses in 2024:

Team	Opp. Yards Per Play
1. Philadelphia Eagles	4.8
2. Denver Broncos	5.0
New York Jets	5.0
4. San Francisco 49ers	5.1
Houston Texans	5.1
6. <b>Tennessee Titans</b>	<b>5.2</b>
Kansas City Chiefs	5.2
Miami Dolphins	5.2
Green Bay Packers	5.2
Baltimore Ravens	5.2
Minnesota Vikings	5.2

## OFFENSE IN THE RED ZONE

The Titans offense has surged in recent weeks in red-zone rankings. The unit leads the league since Week 15 in touchdown efficiency inside the 20.

## Top red-zone offenses in 2024 from Week 15 to Week 17 (touchdown percentage):

Team	Drives	Red Zone ... Touchdowns	Percentage
1. <b>Tennessee Titans</b>	<b>9</b>	<b>8</b>	<b>88.9%</b>
2. Denver Broncos	7	6	85.7%
3. Buffalo Bills	11	9	81.8%
4. Green Bay Packers	12	9	75.0%
Dallas Cowboys	8	6	75.0%
6. Jacksonville Jaguars	7	5	71.4%
Atlanta Falcons	7	5	71.4%
Carolina Panthers	7	5	71.4%
9. (three tied)	10	7	70.0%

## THIRD-DOWN OFFENSE, WEEKS 14-17

Over the past month, the Titans have been one of the NFL's best teams converting third downs. Over a four-game span, they have converted 25 of 49 attempts for a rate of 51.0 percent. They rank fifth in the NFL during that span.

## Top third-down conversion rates in 2024 from Week 14 to Week 17:

Team	Conversions	Third Down ... Attempts	Percent
1. Baltimore Ravens	17	30	56.7%
2. Tampa Bay Buccaneers	30	53	56.6%
3. Cincinnati Bengals	25	47	53.2%
4. Washington Commanders	22	43	51.2%
5. <b>Tennessee Titans</b>	<b>25</b>	<b>49</b>	<b>51.0%</b>
6. Buffalo Bills	22	44	50.0%
Jacksonville Jaguars	28	56	50.0%
Detroit Lions	20	40	50.0%
9. Arizona Cardinals	26	53	49.1%
10. Minnesota Vikings	24	50	48.0%



## KEY NUMBERS

9

Touchdown receptions in 2024 by wide receiver **Nick Westbrook-Ikhine**. His total is tied for the ninth most in the NFL.

22

Receptions in the past three games by tight end **Chig Okonkwo**, who tied **Delanie Walker** (2015) for the most catches by a Titans/Oilers tight end in a three-game span since 1970.

26

Players on the current Titans 53-man roster who have been added since the end of the 2023 season (roster as of Dec. 30).

49.5

Career sacks by outside linebacker **Harold Landry III**, who has moved into eighth place on the franchise's all-time career sack list.

51.0

Third-down percentage by the Titans offense in the past four weeks (25 of 49). The unit ranks fifth in the NFL in third-down conversion rate during that span.

52.4

League-leading gross punting average by **Ryan Stonehouse** since he entered the NFL in 2022. In 2022 and 2023, Stonehouse recorded the NFL's top two single-season gross punting averages in NFL history (53.1 in 2022 and 2023).

65

Seasons by the Titans franchise, including 2024. It is the 26th campaign as the Titans after 39 seasons as the Oilers.

95

Career-high rushing yards in Week 17 at Jacksonville by second-year running back **Tyjae Spears**.

96.2

Percentage on field goals by Titans kicker **Nick Folk** since the start of the 2023 season (50 of 52). Folk's percentage in that time period ranks first in the NFL among kickers with at least 20 field goals.

177.9

Average opponent passing yards allowed in 2024 by the Titans, who rank second in the NFL going into Week 18.

941

Receiving yards in 2024 by **Calvin Ridley**, who is aiming for his third career 1,000-yard receiving season and his second consecutive 1,000-yard receiving campaign.

1,017

Career-high rushing yards by **Tony Pollard** in 2024, his third consecutive season with at least 1,000 rushing yards.

1,255

Scrimmage yards by **Tony Pollard** in 2024. It is his fourth consecutive season with at least 1,000 scrimmage yards and third consecutive season with at least 1,200 scrimmage yards. He became the third running back in the franchise's "Titans era" (1999 to present) to reach 1,000 scrimmage yards in their first season with the team, joining **Chris Johnson** (2008) and **DeMarco Murray** (2016).







# TITANS QUARTERBACKS

No.	Name	Ht	Wt	Exp	College
8	Levis, Will	6-4	229	2	Kentucky
11	Rudolph, Mason	6-5	235	7	Oklahoma State

## #8 • QB WILL LEVIS

6-4, 229, 2nd Year/2nd with Titans, Kentucky  
[Click for complete bio](#)



Quarterback **Will Levis** was selected by the Titans in the second round (33rd overall) of the 2023 NFL Draft. He was the fourth quarterback chosen in the draft after the Titans traded up in the second round to select him.

In his debut season, Levis recorded starts in all nine games in which he appeared, becoming the third rookie quarterback in franchise history to start at least nine games. Only **Vince Young** (13 starts in 2006) and **Marcus Mariota** (12 starts in 2015) preceded him in the accomplishment. Levis' rookie passing totals included 255 attempts, 149 completions, 1,808 yards, eight touchdowns and four interceptions. His 84.2 passer rating was the second best in franchise history by a rookie quarterback (91.5 by Mariota in 2015), and the number also ranked first in NFL history among second-round quarterbacks in their rookie season (minimum 200 attempts). Levis had an additional 57 yards and a touchdown rushing.

Prior to entering the NFL, Levis spent two seasons at the University of Kentucky after transferring from Penn State. In four combined college seasons, he appeared in 39 games with 26 starts. He completed 479 of his 738 passes (64.9 percent) for 5,876 yards with 46 touchdowns and 25 interceptions. He also rushed for 742 yards and 17 touchdowns.

At Kentucky, Levis went 17-7 as a starter, tying Terry Wilson for the second-most quarterback wins since 1993. The two-time team captain completed 418 of 636 passes for 5,233 yards with 43 passing touchdowns and 11 rushing scores for the Wildcats. His six 300-yard passing games were the fourth-most in school history.

As a senior in 2022, he started 11 games at quarterback and connected on 185 of 283 passes for 2,406 yards with 19 passing scores, while ranking fourth in the SEC in pass efficiency (151.9). He finished fifth in the SEC with 19 passing scores.

As a junior in 2021, he transferred from Penn State to Kentucky and started in all 13 games, helping to lead UK to 10 wins for the fourth time in school history. He totaled 3,203 yards total offense, becoming the seventh player in school history to reach 3,000 yards of total offense in a season. He was 233-of-353 passing for 2,826 yards and 24 touchdowns, and he also registered 107 rushes for 376 yards and a team-high tying nine rushing touchdowns.

He is a native of Madison, Conn.

### 2024 Game Notes:

➤ **At Chicago (9/8)**, in his first Week 1 start and his 10th career start, completed 19 of 32 passes for 127 yards and a touchdown with two interceptions. He added 36 rushing yards on four carries. In the second quarter, he converted a third-and-15 with a 22-yard pass to Calvin Ridley and tossed a 17-yard touchdown pass to Chig Okonkwo. It was his ninth career touchdown pass.

➤ **Against the New York Jets (9/15)**, completed 19 of 28 passes for 192 yards with one touchdown and one interception (84.2 passer rating). His 67.9 completion percentage set a career high (min. 20 attempts). He added a career-high 38 rushing yards on four attempts, marking the second consecutive week he posted a career high in rushing. In the first half, he completed 11 of 13 passes, and his 84.6 first-half completion percentage was the second-highest mark of his career (88.9 against Houston, Dec. 17, 2023) through 11 starts. In the second quarter, he converted a third-and-three with a 22-yard pass to Tony Pollard. In the third quarter, his career-long 21-yard rushing attempt converted a third-and-one. Also in the third quarter, he completed a 40-yard touchdown pass to Calvin Ridley for his

second touchdown pass of the season.

➤ **Against Green Bay (9/22)**, completed 26 of 34 passes for 260 yards with two touchdowns and two interceptions. His 26 completions were a career high, and his 76.5 completion percentage established a new career high (minimum of 20 pass attempts). His completion percentage also tied Ken Stabler (Sept. 28, 1980 at Cincinnati) for fourth place in franchise history in a game in which a quarterback attempted at least 34 passes behind only Steve McNair (79.4 against Jacksonville on Nov. 4, 2001), Warren Moon (78.9 against Detroit on Nov. 5, 1989) and Neil O'Donnell (77.5 against Cleveland on Sept. 19, 1999). His 92.8 passer rating ranked second in his career in a game with at least 20 attempts. Levis tallied his third career game with two or more touchdown passes. On the team's opening offensive series, he completed a 23-yard pass to Josh Whyle on the first play of the game, added a 20-yard pass to Tyler Boyd, and completed a one-yard touchdown pass to Nick Vannett. In the third quarter, he completed a screen pass for 29 yards to Tyjae Spears, and later on the same drive, he completed an 11-yard touchdown pass to DeAndre Hopkins.

➤ **At Miami (9/30)**, completed three of four passes for 25 yards with one interception before leaving the game in the first quarter with a right shoulder injury. He added five yards on two rushing attempts.

➤ **Against Indianapolis (10/13)**, completed 16 of 27 passes for 95 yards with one touchdown and one interception, and he added three rushing attempts for 15 yards. In the first quarter, he tossed a nine-yard touchdown pass to Nick Westbrook-Ikhine to register his 13th career touchdown pass (fifth in 2024). He found DeAndre Hopkins for a 23-yard gain in the second quarter.

➤ **At Buffalo (10/20), at Detroit (10/27) and against New England (11/3)**, he was inactive with a right shoulder injury.

➤ **At the Los Angeles Chargers (11/10)**, he returned to the starting lineup after missing three games with a shoulder injury. He completed 18 of 23 passes for 175 yards with two touchdowns and no interceptions. His 78.3 completion percentage established a career high, and his 127.4 passer rating ranked second in his career in a game with at least 20 attempts. In the first quarter, he completed a 41-yard touchdown pass to Calvin Ridley—the fourth-longest touchdown pass of his career, and he added a 15-yard touchdown toss to Ridley in the fourth quarter. It was his fourth career game with at least two touchdown passes. He added a career-high 41 yards on five rushing attempts.

➤ **Against Minnesota (11/17)**, completed 17 of 31 passes for 295 yards with one touchdown and one interception (84.7 passer rating). His 9.52 yards per pass attempt set a career high, and his 17.4 yards per completion set a career high and tied for the fifth-highest average in the NFL in 2024 in a game in which a quarterback attempted at least 20 passes. He tied his career high with three completions of at least 25 yards, and he also tied his career high with seven rushing attempts for a total of 18 yards. In the third quarter, he completed a career-long 98-yard touchdown pass to Nick Westbrook-Ikhine. It tied for the longest pass in franchise history, matching Jacky Lee's 98-yard touchdown pass to Willard Dewveall against San Diego on Nov. 25, 1962. It also tied Lee's pass to Dewveall for the second-longest play from scrimmage in franchise history behind Derrick Henry's 99-yard touchdown run against Jacksonville on Dec. 6, 2018. His 98-yard touchdown pass was the longest in the NFL in 2024 (through Nov. 17) and the league's longest pass since Buffalo's Josh Allen completed a 98-yard touchdown pass to Gabe Davis against Pittsburgh on Oct. 9, 2022. The 98-yard touchdown pass was the 25th pass in NFL history of either 98 yards (12 times) or 99 yards (13). In the first quarter, he helped convert a third-and-nine with a 21-yard pass to Calvin Ridley. On the final play of the third quarter, he helped convert a third-and-11 with a 33-yard connection with Bryce Oliver.

➤ **At Houston (11/24)**, completed 18 of 24 passes for 278 yards with two touchdowns and one interception. His 123.3 passer rating and his 75.0 completion percentage both ranked third in his career in a game in which he attempted at least 20 passes. He was credited with his second career game-winning drive after completing the go-ahead 70-yard touchdown pass to Chig Okonkwo in the fourth quarter. He completed his first 11 passes of the game to set a career high, and since 1997, Levis' 11 straight completions to begin a game tied for the second most by a Titans/Oilers signal caller (19 by Marcus Mariota at Houston on Nov. 26, 2018; 11 by Ryan Tannehill against Kansas City on Oct. 24, 2021). His statistics during the first two quarters at Houston included 11-of-12 passing for 177 yards with one touchdown, no interceptions and a passer rating of 146.5. His 177 passing yards in the first half set a career high for passing yards in the first half of a game. In the first quarter, he found Nick Westbrook-Ikhine for a 38-yard touchdown. In the second quarter, he helped convert a third-and-11 with a 63-yard pass to Calvin Ridley. At the time, it was the second-



Will Levis' Career Regular Season Statistics:

Year	Passing										Rushing									
	G	S	Att	Cmp	Pct	Yds	Yd/Att	TD	TD%	Int	Int%	Lg	Sack	Lost	Rate	Att	Yds	Avg	Lg	TD
2023	9	9	255	149	58.4	1,808	7.1	8	3.1	4	1.6	61t	28	185	84.2	25	57	2.3	11	1
2024	11	11	284	181	63.7	1,916	6.7	12	4.2	12	4.2	98t	40	225	79.8	41	175	4.3	21	0
<b>Totals</b>	<b>20</b>	<b>20</b>	<b>539</b>	<b>330</b>	<b>61.2</b>	<b>3,724</b>	<b>6.9</b>	<b>20</b>	<b>3.7</b>	<b>16</b>	<b>3.0</b>	<b>98t</b>	<b>68</b>	<b>410</b>	<b>81.9</b>	<b>66</b>	<b>232</b>	<b>3.5</b>	<b>21</b>	<b>1</b>

Levis' Regular Season Single-Game Highs:

**Attempts** - 39 (Twice, last at Tampa Bay, 11/12/23)

**Completions** - 26 vs. Green Bay (9/22/24)

**Passing Yards** - 327 at Miami (12/11/23)

**Touchdown Passes** - 4 vs. Atlanta (10/29/23)

**Long Completion** - 98t vs. Minnesota (11/17/24)

**Completion Percentage** - 78.3 at L.A. Chargers (11/10/24)

**Passer Rating (min. 20 att.)** - 130.5 vs. Atlanta (10/29/23)

**Rushing Attempts** - 8 at Houston (11/24/24)

**Rushing Yards** - 41 at L.A. Chargers (11/10/24)

**Long Rush** - 21 vs. N.Y. Jets (9/15/24)

**Rushing Touchdowns** - 1 vs. Houston (12/17/23)

longest completion of his career before he threw a 70-yarder in the fourth quarter. His 70-yard touchdown pass to Chig Okonkwo in the fourth quarter became the second-longest completion of his career behind his 98-yarder in the previous game against Minnesota. Levis notched his seventh career touchdown pass of at least 40 yards.

➤ **At Washington (12/1)**, completed 18 of 37 passes for 212 yards with two touchdowns and no interceptions (84.5 passer rating). He became the third quarterback in franchise history to start at least nine games in each of his first two NFL seasons, joining Vince Young and Marcus Mariota. In the second quarter, he threw a 27-yard touchdown pass to Nick Westbrook-Ikhine, and the duo connected again in the fourth quarter for a 17-yard touchdown. He logged his fifth consecutive game with at least one touchdown pass. During a touchdown drive in the second quarter, he helped convert a third-and-21 with a 30-yard pass to Calvin Ridley. He added a 30-yard pass to Tony Pollard in the third quarter. He became the franchise's 19th player to reach 20 career touchdown passes.

➤ **Against Jacksonville (12/8)**, completed 19 of 32 passes for 168 yards and no interceptions. He helped convert a third-and-one with a 23-yard pass to Josh Whyle in the second quarter, and he found Calvin Ridley for a 30-yard gain in the fourth quarter. He passed Billy Volek (3,505) and Don Trull (3,538) for the 15th-most passing yards in franchise history.

➤ **Against Cincinnati (12/15)**, completed eight of 12 passes for 89 yards with three interceptions. He helped convert a third-and-nine with a 40-yard completion to Tyler Boyd in the first quarter.

## SECOND-ROUND QUARTERBACKS

From the first common draft in 1967 to 2023, there were 63 quarterbacks selected in the second round of the NFL Draft. Among those with at least 200 passing attempts in their rookie season, Titans quarterback **Will Levis** delivered the highest passer rating. Levis was 149-of-255 passing for 1,808 yards with eight touchdowns and four interceptions, amounting to an 84.2 passer rating. The previous leader was **Charlie Batch**, who had an 83.5 passer rating as a rookie with the Detroit Lions in 1998.

Levis' 58.4 completion percentage also ranked as the best of any second-rounder in his rookie campaign. Former Cincinnati Bengals quarterback **Andy Dalton** previously held the top spot with a 58.1 completion percentage as a rookie in 2011.

## Best passer rating by second-round rookies, 1967–2023 (minimum 200 attempts):

Player	Team	Year	Pick			Cmp				INT	Rtg
			Rnd	2	Att	Cmp	Pct	Yards	TD		
1. Will Levis	Ten	2023	33	255	149	58.4	1,808	8	4	84.2	
2. Charlie Batch	Det	1998	60	303	173	57.1	2,178	11	6	83.5	
3. Andy Dalton	Cin	2011	35	516	300	58.1	3,398	20	13	80.4	
4. Derek Carr	Oak	2014	36	599	348	58.1	3,270	21	12	76.6	
5. Jake Plummer	Ari	1997	42	296	157	53.0	2,203	15	15	73.1	
6. Tony Banks	StL	1996	42	368	192	52.2	2,544	15	15	71.0	
7. Geno Smith	NYJ	2013	39	443	247	55.8	3,046	12	21	66.5	
8. Dennis Shaw	Buf	1970	30	321	178	55.5	2,507	10	20	65.3	
9. DeShone Kizer	Cle	2017	52	476	255	53.6	2,894	11	22	60.5	
10. Neil Lomax	StL	1981	33	236	119	50.4	1,575	4	10	59.9	

## YARDS PER COMPLETION

**Will Levis** averaged 12.13 yards per completed pass in 2023, accounting for 1,808 yards on 149 completions. His average per completion ranked fourth in the NFL for the 2023 season behind only San Francisco's **Brock Purdy** (13.90), Houston's **C.J. Stroud** (12.88) and the Los Angeles Rams' **Matthew Stafford** (12.16).

## Most average yards per completion in 2023:

Player	Team	Att	Cmp	Yards	Yards/ Cmp
1. Brock Purdy	San Francisco	444	308	4,280	13.90
2. C.J. Stroud *	Houston	499	319	4,108	12.88
3. Matthew Stafford	LA Rams	521	326	3,965	12.16
4. <b>Will Levis *</b>	<b>Tennessee</b>	<b>255</b>	<b>149</b>	<b>1,808</b>	<b>12.13</b>
5. Lamar Jackson	Baltimore	457	307	3,678	11.98
6. Tua Tagovailoa	Miami	560	388	4,624	11.92
7. Desmond Ridder	Atlanta	388	249	2,836	11.39
8. Jake Browning	Cincinnati	243	171	1,936	11.32
9. Justin Fields	Chicago	370	227	2,562	11.29
10. Jared Goff	Detroit	605	407	4,575	11.24

\* Rookie

WILL LEVIS'  
STARTING RECORD WHEN ...

Record When Levis	2024	2023	Career
Starts at quarterback	2-9	3-6	5-15
Starts vs. division opponents	1-2	0-4	1-6
Passes for 300 or more yards	0-0	1-0	1-0
Completes 1 or more TD passes	1-7	2-2	3-9
Completes 2 or more TD passes	1-3	1-1	2-4
Completes 3 or more TD passes	0-0	1-0	1-0
Starts and passes for no INTs	0-3	2-3	2-6
Completes 70.0% of his passes	2-2	0-1	2-3
Has a passer rating of 80.0+	1-5	3-2	4-7
Has a passer rating of 90.0+	1-2	1-1	2-3
Has a passer rating of 100.0+	1-1	1-1	2-2
Sacked 0 times	1-1	0-0	1-1
Rushes for 1 or more TDs	0-0	0-1	0-1
Rushes for 2 or more TDs	0-0	0-0	0-0
Rushes and Passes for 1 TD	0-0	0-0	0-0





## ROOKIE QBs, FRANCHISE HISTORY

In 2023, **Will Levis** became the third rookie quarterback in franchise history to start at least nine games, joining **Marcus Mariota** (12 in 2015) and **Vince Young** (13 in 2006).

Levis finished his rookie campaign with an 84.2 passer rating, which ranked second in franchise history by a rookie signal caller. Only Mariota (91.5) fared better in his debut season.

### Rookie starting quarterbacks, franchise history (by passer rating):

Name	Season (Round)	G/S	W-L	Att	Cmp	Yards	TD	INT	Rtg
1. Marcus Mariota	2015 (1)	12/12	3-9	370	230	2,818	19	10	91.5
2. <b>Will Levis</b>	<b>2023 (2)</b>	<b>9/9</b>	<b>3-6</b>	<b>255</b>	<b>149</b>	<b>1,808</b>	<b>8</b>	<b>4</b>	<b>84.2</b>
3. Zach Mettenberger	2014 (6)	7/6	0-6	179	107	1,412	8	7	83.4
4. Steve McNair	1995 (1)	4/2	2-0	80	41	569	3	1	81.7
5. Jacky Lee	1960 (-)	14/3	2-1	77	41	842	5	6	81.2
6. Vince Young	2006 (1)	15/13	8-5	357	184	2,199	12	13	66.7
7. Brent Pease	1987 (11*)	7/3	2-1	113	56	728	3	5	60.6
8. Dan Pastorini	1971 (1)	14/8	4-4	270	127	1,702	7	21	43.8
9. Malik Willis	2022 (3)	8/3	1-2	61	31	276	0	3	42.8
10. Rusty Smith	2010 (6)	2/1	0-1	40	20	200	0	4	25.0
11. Bob Davis	1967 (2)	2/2	1-0-1	19	9	71	0	2	17.5
12. Lynn Dickey	1971 (3)	7/2	0-1-1	57	19	315	0	9	13.3

\* with Minnesota

## EXPLOSIVE PASSING, 2023 WEEKS 8-18

After **Will Levis** stepped into the starting lineup on Oct. 29, 2023 against the Atlanta Falcons, he totaled 32 completions of at least 20 yards in the nine games he played. Among all NFL quarterbacks, his 32 such completions from Week 8 to Week 18 ranked seventh in the NFL and second among all rookies behind only Houston's **C.J. Stroud** (41).

### Most completions of 20-plus yards in 2023, Weeks 8-18:

Player	Team	20+ Yard Completions
1. Brock Purdy	San Francisco 49ers	49
2. Dak Prescott	Dallas Cowboys	44
3. Jordan Love	Green Bay Packers	41
Baker Mayfield	Tampa Bay Buccaneers	41
C.J. Stroud *	Houston Texans	41
6. Jared Goff	Detroit Lions	37
7. <b>Will Levis *</b>	<b>Tennessee Titans</b>	<b>32</b>
8. Josh Allen	Buffalo Bills	31
Matthew Stafford	Los Angeles Rams	31
Tua Tagovailoa	Miami Dolphins	31
Trevor Lawrence	Jacksonville Jaguars	31

\* Rookie



## #11 • QB MASON RUDOLPH

6-5, 235, 7th Year/1st with Titans, Oklahoma State  
[Click for complete bio](#)



**Mason Rudolph** is in his seventh NFL season and his first campaign with the Titans. He was signed as an unrestricted free agent on March 15, 2024.

Rudolph joined the Titans after spending his first six seasons with the Pittsburgh Steelers. In 21 games during his time in Pittsburgh, he started at 13 times, throwing for 3,085 yards and 19 touchdowns with a completion percentage of 63.5.

In 2023, Rudolph started three games during the regular season, passing for 719 yards and three touchdowns. He also started Pittsburgh's playoff game at Buffalo.

In 2019, in relief of the injured **Ben Roethlisberger**, he went 5-3 as Pittsburgh's starter while throwing for 1,765 yards and 13 touchdowns in 10 total games played.

Rudolph was originally drafted by the Steelers in the third round (76th overall) of the 2018 NFL Draft.

In four seasons at Oklahoma State (2014-17), led the Cowboys to a 32-9 record as a starter to become the winningest quarterback in school history. His 13,618 career passing yards ranked fourth in Big-12 history and he was the recipient of the 2017 Johnny Unitas Golden Arm Award, awarded to the top upperclassmen quarterback in the country.

He is a native of Rock Hill, S.C.

### 2024 Game Notes:

➤ **At Miami (9/30)**, made his Titans debut. After entering the game in the first quarter when starter Will Levis exited with a shoulder injury, he completed nine of 17 pass attempts for 85 yards. He directed seven total scoring drives—five field goals and two touchdowns. In the second quarter, he completed a 27-yard pass to Tyler Boyd to set up a field goal as time expired in the first half.

➤ **At Buffalo (10/20)**, registered his 14th career start and his first start since joining the Titans as an unrestricted free agent during the 2024 offseason. He completed 25 of 40 attempts for 215 yards with one touchdown and one interception (74.5 passer rating) and added five rushing attempts for 13 yards. His 25 completions and his 40 passing attempts were the third-highest single-game totals of his career. In the first quarter, he found Chig Okonkwo for a 26-yard connection. In the second quarter, he engineered an eight-play, 75-yard drive that culminated with his four-yard touchdown pass to Nick Westbrook-Ikhine. He later completed a 33-yard pass to Calvin Ridley on the final play of the first half.

➤ **At Detroit (10/27)**, started for the second consecutive week and completed 22 of 38 passes for 266 yards and one touchdown with two interceptions. His 266 passing yards in a game ranked fourth in his career. He added 29 rushing yards and a touchdown on four rushing attempts. In the first quarter, he found Josh Whyle for a 33-yard completion, and later on the same drive, he completed a 26-yard pass to Calvin Ridley and then rushed for an 11-yard score. It was his first career rushing touchdown. He also completed a 47-yard pass to Ridley in the first quarter.

➤ **Against New England (11/3)**, started for the third consecutive week and earned his first win as a Titans starting quarterback. He completed 20 of 33 passes for 240 yards with two touchdowns and one interception, and his 90.5 passer rating was the seventh-best figure of his career in a game with 20 or more attempts. His two touchdown passes tied his career high, which he reached for the seventh time. He added 19 rushing yards on four attempts, including a 13-yard run for a first down on third-and-12 in the first quarter. In the first quarter, he tossed a nine-yard touchdown pass to Nick Vannett to cap the first drive of the game. In the fourth quarter, he connected with Nick Westbrook-Ikhine for a go-ahead six-yard touchdown pass. In overtime, he registered his third career game-winning drive and his first as a member of the Titans. During the overtime series, he completed two of his three passes for 30 yards, connecting with Calvin Ridley on gains of 16 and 14 yards.

➤ **Against Cincinnati (12/15)**, entered the game in the third quarter. He completed 21 of 26 passes for 209 yards with two touchdowns and one interception. He recorded a 109.8 passer rating, which was the fifth-best passer rating of his career. In the fourth quarter, he completed a pair of touchdown passes: a 17-yard touchdown pass to Tyjae Spears and a 13-yarder to Josh Whyle. It was his eighth career game with at least two touchdown passes. He also added 14 yards on two rushing attempts.





➤ **At Indianapolis (12/22)**, logged his fourth start of the season and the 17th start of his career. He completed 23 of 34 passes for 252 yards with two touchdowns and three interceptions. It was his ninth career game with two touchdown passes, and he did so for the second consecutive week and for the third consecutive contest in which he appeared. In the first quarter, he completed all eight of his passes for 86 yards, including a 38-yard touchdown pass to Calvin Ridley. He found Nick Westbrook-Ikhine for a six-yard touchdown pass in the fourth quarter and also completed a pass to Chig Okonkwo for a two-point conversion in the fourth quarter.

➤ **At Jacksonville (12/29)**, registered his fifth start of the season and completed 19 of 31 passes for 193 yards with one touchdown and one interception. He added 23 rushing yards on five attempts. In the third quarter, he completed an eight-yard touchdown pass to Nick Vannett. In the fourth quarter, he found Calvin Ridley for completions of 24 yards and 20 yards.

#### Rudolph's Career Regular Season Passing Statistics (2018-23 with Pittsburgh):

Year	G	GS	Att	Cmp	Pct	Yds	TD	Int	Lg	Sack	Rate
2018	0	0	0	0	-	0	0	0	-	0	-
2019	10	8	283	176	62.2	1,765	13	9	76t	15	82.0
2020	5	1	43	25	58.1	324	2	1	47	1	87.7
2021	2	1	58	35	60.3	277	1	1	36	0	70.8
2022	0	0	0	0	-	0	0	0	-	0	-
2023	4	3	74	55	74.3	719	3	0	86t	6	118.0
2024	7	5	219	139	63.5	1,460	9	9	47	10	79.3
<b>Totals</b>	<b>28</b>	<b>18</b>	<b>677</b>	<b>430</b>	<b>63.5</b>	<b>4,545</b>	<b>28</b>	<b>20</b>	<b>86t</b>	<b>32</b>	<b>84.5</b>

#### Rudolph's Career Postseason Passing Statistics (2018-23 with Pittsburgh):

Year	G	GS	Att	Cmp	Pct	Yds	TD	Int	Lg	Sack	Rate
2023	1	1	39	22	56.4	229	2	1	33	1	80.0
<b>Totals</b>	<b>1</b>	<b>1</b>	<b>39</b>	<b>22</b>	<b>56.4</b>	<b>229</b>	<b>2</b>	<b>1</b>	<b>33</b>	<b>1</b>	<b>80.0</b>

#### Rudolph's Regular Season Single-Game Highs:

**Attempts** - 50 vs. Detroit (11/14/21)  
**Completions** - 30 vs. Detroit (11/14/21)  
**Passing Yards** - 315 at Cleveland (1/3/21)  
**Touchdown Passes** - 2 (Nine times, last at Indianapolis, 12/22/24)  
**Long Completion** - 86t vs. Cincinnati (12/23/23)  
**Completion Percentage** - 90.0 at Baltimore (1/6/24)  
**Passer Rating** - 124.6 vs. Cincinnati (9/30/19)  
**Rushing Yards** - 36 vs. Detroit (11/14/21)

#### Playoff Single-Game Highs

**Attempts** - 39 at Buffalo (1/15/24)  
**Completions** - 22 at Buffalo (1/15/24)  
**Passing Yards** - 229 at Buffalo (1/15/24)  
**Touchdown Passes** - 2 at Buffalo (1/15/24)  
**Long Completion** - 33 at Buffalo (1/15/24)  
**Completion Percentage** - 56.4 at Buffalo (1/15/24)  
**Passer Rating** - 80.0 at Buffalo (1/15/24)  
**Rushing Yards** - 16 at Buffalo (1/15/24)




## TITANS RUNNING BACKS

No.	Name	Ht	Wt	Exp	College
36	Chestnut, Julius	5-11	228	3	Sacred Heart
25	Kelley, Joshua	5-11	212	5	UCLA
20	Pollard, Tony	6-0	209	6	Memphis
2	Spears, Tyjae	5-11	195	2	Tulane

### #20 • RB TONY POLLARD

6-0, 209, 6th Year/1st with Titans, Memphis  
[Click for complete bio](#)



Running back **Tony Pollard** is in his sixth NFL season and his first campaign with the Titans. The Memphis native was signed as an unrestricted free agent on March 14, 2024.

Prior to joining the Titans, Pollard spent five seasons (2019-23) with the Dallas Cowboys, who selected him in the fourth round (128th overall) of the 2019 NFL Draft. During his time in Dallas, he appeared in 79 games with 23 starts, totaling 3,621 rushing yards and 23 touchdowns on 762 carries. With an additional 176 receptions for 1,319 yards and five receiving touchdowns, he reached 1,000 scrimmage yards in each of his final three years in Dallas while also returning 63 kickoffs for 1,500 yards, including one return for a score.

In 2023, his first season as the lead running back in Dallas, Pollard started all 17 games for the first time in his career and led the team with 1,005 rushing yards on a career-high 252 carries (4.0 avg.) with six touchdowns.

In 2022, he set career marks with 193 carries for 1,007 yards and nine scores, averaging 5.2 yards-per-carry to rank third in the NFL and earn his first Pro Bowl nod.

At the University of Memphis, he played in 40 games at running back and wide receiver, amassing 2,233 yards and 18 touchdowns on offense. He also averaged 30.1 yards per kickoff return and tied an NCAA record with seven kickoff returns for touchdowns.

#### 2024 Game Notes:

➤ **At Chicago (9/8)**, started in his Titans debut and led the team with 82 rushing yards and a touchdown on 16 carries. He added 12 yards on three receptions to give him 94 scrimmage yards in the contest. In the first quarter, he rushed for a 14-yard gain, and later during the same drive, he crossed the goal line on a 26-yard run. It was his 24th career touchdown run and his 30th total career touchdown (five receiving, one kickoff return). He







totalled 54 yards on four carries during the scoring drive. During the contest, he reached 5,000 career scrimmage yards.

➤ **Against the N.Y. Jets (9/15)**, led the team with 102 scrimmage yards on 22 total touches. He rushed for a team-high 62 yards on 17 attempts and added 40 receiving yards on a team-high five catches. In the second quarter, he converted a third-and-three with a 22-yard reception.

➤ **Against Green Bay (9/22)**, led the team with six carries and 14 rushing yards and added three receptions for 15 yards.

➤ **At Miami (9/30)**, led the team with 108 scrimmage yards, including 88 rushing yards on 22 carries and 20 yards on a pair of receptions. It was his 18th career game with a minimum of 100 scrimmage yards. His 22 carries tied for the third-highest total of his career. In the fourth quarter, he scored his 25th career rushing touchdown (second of 2024) on a four-yard run. In the third quarter, he rushed for a 41-yard gain to help set up a touchdown on the ensuing play. It was his eighth career carry of 40-plus yards. He added a 16-yard reception in the second quarter.

➤ **Against Indianapolis (10/13)**, led the offense with 93 yards and one score on 17 rushing attempts. On third-and-19 in the second quarter, he scored a touchdown on a 23-yard run. He became the third NFL player in 2024 with two (or more) rushing touchdowns of 20-plus yards, joining Derrick Henry and Kenneth Walker III.

➤ **At Buffalo (10/20)**, recorded a team-high 61 yards on 16 rushing attempts, including a 14-yarder. He added four yards on a pair of receptions.

➤ During the contest, he reached 4,000 rushing yards for his career (4,021). For the first time in his career, he reached 400 rushing yards within his team's first six games of the season.

➤ **At Detroit (10/27)**, totaled 94 rushing yards on 20 attempts and added three receptions for 23 yards. He totaled 117 scrimmage yards, reaching 100 scrimmage yards in a game for the 19th time in his career. His 117 scrimmage yards amounted to the ninth-best total of his career. He hit the 20-carry mark for the sixth time in his career. In the first quarter, he rushed for a 17-yard gain. He logged his fourth consecutive game with at least 60 rushing yards, which matched the second-longest such streak of his career (six games in 2022; four games in 2021).

➤ **Against New England (11/3)**, led the team with a career-high 28 carries for 128 yards, achieving his eighth career 100-yard rushing game. His yardage total was the third-best of his career and his best number in 2024 through eight games. He added 26 yards on three receptions to give him 154 scrimmage yards, which was the second-best scrimmage yard total of his career. It was his second consecutive game with at least 100 scrimmage yards and fourth such performance of 2024, matching his total from 2023. His four such performances in 2024 matched his total from 2023 with the Cowboys. He hit the 600-yard rushing mark (622), reaching the plateau within his team's first eight games for the first time in his career. He joined Chris Johnson and DeMarco Murray as the only players in the franchise's Titans era (1999 to present) to reach at least 500 rushing yards and 100 receiving yards in their first eight games with the team. In the first quarter, he gained 32 yards on a carry to help set up a touchdown on the next play.

➤ **At the Los Angeles Chargers (11/10)**, rushed for 44 yards on nine carries and added 19 yards on four receptions. He picked up 15 yards on a rushing attempt in the second quarter.

➤ **Against Minnesota (11/17)**, rushed nine times for 15 yards and added 14 yards on a pair of receptions.

➤ **At Houston (11/24)**, led the offense with 119 yards and a touchdown on 24 rushing attempts, logging his ninth career 100-yard rushing game and

his second 100-yard performance of 2024. He added 10 yards on three receptions. His 119 rushing yards made up the fifth-best rushing yardage total of his career. It was his sixth career game with 100 rushing yards and a rushing touchdown. He recorded a career-best five carries that went at least 10 yards, including a 17-yard gain in the second quarter and a 27-yard gain on a draw play later in the second quarter. He also crossed the goal line on a 10-yard carry in the second quarter.

➤ **At Washington (12/1)**, led the team with 35 rushing yards on eight carries and added a team-high four receptions for 33 yards. He gained 30 yards on a reception in the third quarter, setting up a Titans field goal. He registered his fourth consecutive season with at least 1,000 scrimmage yards, and he became the third running back in the franchise's "Titans era" (1999 to present) to reach 1,000 scrimmage yards in their first season with the team, joining Chris Johnson (2008) and DeMarco Murray (2016).

➤ **Against Jacksonville (12/8)**, led the Titans with 102 rushing yards on 21 attempts (4.9 avg.) and added 22 yards on a pair of receptions. He logged his 10th career 100-yard rushing game and his third 100-yard rushing performance of 2024, while he also recorded his 22nd career 100-yard scrimmage game and his sixth 100-yard scrimmage game of 2024. In the fourth quarter, he rushed for a 21-yard gain. It was his sixth rush of the season of 20-plus yards. During the contest he went over 6,000 scrimmage yards for his career (6,110).

➤ **Against Cincinnati (12/15)**, led the offense with 45 yards on 17 rushing attempts, including a touchdown. He scored his fifth touchdown of the season (28th career) on a three-yard run in the first quarter.

➤ **At Indianapolis (12/22)**, recorded a team-high 35 rushing yards on eight carries and added five yards on two receptions. In the first quarter, he converted a third-and-one with a 17-yard run that put him over the 1,000-yard mark for the season. Scored his third career two-point conversion on a run in the third quarter. He secured his third consecutive 1,000-yard rushing season and established a new career high for rushing yards in a season, eclipsing his previous mark of 1,007 rushing yards in 2022. Pollard became the franchise's 14th all-time player and the eighth player in its "Titans era" (1999 to present) to record a 1,000-yard rushing season. On his eighth and final rushing attempt at Indianapolis, he reached 1,000 career rushing attempts and joined 18 other active NFL players who previously reached the plateau.

➤ **At Jacksonville (12/29)**, he was inactive with an illness/ankle injury.

#### Pollard's Career Regular Season Statistics (Dallas 2019-23):

Year	GP	GS	Att	Yds	Avg	Lg	TD	Rec	Yds	Avg	Lg	TD
2019	15	0	86	455	5.3	44t	2	15	107	7.1	21t	1
2020	16	2	101	435	4.3	42t	4	28	193	6.9	30	1
2021	15	0	130	719	5.5	58t	2	39	337	8.6	32	0
2022	16	4	193	1,007	5.2	57t	9	39	371	9.5	68t	3
2023	17	17	252	1,005	4.0	31	6	55	311	5.7	60	0
2024	15	15	238	1,017	4.3	41	5	41	238	5.8	30	0
<b>Totals</b>	<b>94</b>	<b>38</b>	<b>1,000</b>	<b>4,638</b>	<b>4.6</b>	<b>58t</b>	<b>28</b>	<b>217</b>	<b>1,557</b>	<b>7.2</b>	<b>68t</b>	<b>5</b>

#### Pollard's Career Postseason Statistics (Dallas 2019-23):

Year	GP	GS	Att	Yds	Avg	Lg	TD	Rec	Yds	Avg	Lg	TD
2021	1	0	4	14	3.5	8	0	2	12	6.0	10	0
2022	2	0	21	99	4.7	18	0	5	23	4.6	8	0
2023	1	1	15	56	3.7	11	1	7	29	4.1	9	0
<b>Totals</b>	<b>4</b>	<b>1</b>	<b>40</b>	<b>169</b>	<b>4.2</b>	<b>18</b>	<b>1</b>	<b>14</b>	<b>64</b>	<b>4.6</b>	<b>10</b>	<b>0</b>

#### Pollard's Regular Season Single-Game Highs:

**Rushes** - 28 vs. New England (11/3/24)  
**Rushing Yards** - 131 (Twice, last vs. Chicago 10/30/22)  
**Long Rush** - 58t at New Orleans (12/2/21)  
**Touchdowns** - 3 vs. Chicago (10/30/22)  
**Receptions** - 7 (Twice, last vs. Philadelphia 12/10/23)  
**Receiving Yards** - 109 at Minnesota (11/20/22)  
**Long Reception** - 68t at Minnesota (11/20/22)  
**Receiving Touchdowns** - 2 at Minnesota (11/20/22)

#### Pollard's Postseason Single-Game Highs:

**Rushes** - 15 (Twice, last vs. Green Bay 1/14/24)  
**Rushing Yards** - 77 at Tampa Bay (1/16/24)  
**Long Rush** - 18 at Tampa Bay (1/16/23)  
**Touchdowns** - 1 vs. Green Bay (1/14/24)  
**Receptions** - 7 vs. Green Bay (1/14/24)  
**Receiving Yards** - 29 vs. Green Bay (1/14/24)  
**Long Reception** - 10 vs. San Francisco (1/16/22)



## 2024 NFL RUSHING LEADERS

**Tony Pollard** is in his first season with the Titans. He ranks near the top of the NFL in rushing yards.

### Most rushing yards in 2024:

Player	Team	Rushing Yards
1. Saquon Barkley	Philadelphia Eagles	2,005
2. Derrick Henry	Baltimore Ravens	1,783
3. Kyren Williams	Los Angeles Rams	1,299
4. Bijan Robinson	Atlanta Falcons	1,286
5. Josh Jacobs	Green Bay Packers	1,285
6. Jonathan Taylor	Indianapolis Colts	1,254
7. Chuba Hubbard	Carolina Panthers	1,195
8. Jahmyr Gibbs	Detroit Lions	1,156
9. James Conner	Arizona Cardinals	1,094
10. Aaron Jones	Minnesota Vikings	1,093
11. Bucky Irving	Tampa Bay Buccaneers	1,033
12. <b>Tony Pollard</b>	<b>Tennessee Titans</b>	<b>1,017</b>

## RB SCRIMMAGE YARDS, 2021-2024

**Tony Pollard** signed with the Titans as an unrestricted free agent in 2024 after beginning his career with the Dallas Cowboys. Since 2021, he ranks near the top of the NFL in scrimmage yards among running backs.

### Most scrimmage yards among running backs, 2021-24:

Player	Rushing Yards	Receiving Yards	Scrimmage Yards
1. Derrick Henry	5,425	936	6,361
2. Saquon Barkley	4,872	1,159	6,031
3. Josh Jacobs	4,615	1,384	5,999
4. Joe Mixon	4,046	1,435	5,481
5. Jonathan Taylor	4,667	789	5,456
6. Najee Harris	4,276	1,129	5,405
7. Alvin Kamara	3,439	1,938	5,377
8. Aaron Jones	3,669	1,397	5,066
9. Christian McCaffrey	3,242	1,794	5,036
10. <b>Tony Pollard</b>	<b>3,748</b>	<b>1,257</b>	<b>5,005</b>

## #2 • RB TYJAE SPEARS

5-11, 195, 2nd Year/2nd with Titans, Tulane

[Click for complete bio](#)



Running back **Tyjae Spears** was selected by the Titans in the third round (81st overall) of the 2023 NFL Draft.

As a rookie, Spears did not miss a game and registered one start. He carried the ball 100 times for 453 yards and two touchdowns, and he added 52 receptions for 385 yards and one score. His 838 scrimmage yards ranked seventh in franchise history among rookie running backs, and the total also placed fourth among rookie running backs in 2023 behind Atlanta's **Bijan Robinson**, Detroit's **Jahmyr Gibbs** and Miami's **De'Von Achane**. Spears became the franchise's first rookie running back with at least 50 receptions since **Sid Blanks** in 1964 (56).

Spears spent four years at Tulane (2019-22) prior to entering the NFL. He appeared in 33 games with 20 starts at running back for the Green Wave, totaling 2,910 yards and 31 touchdowns on 427 carries with an additional 48 receptions for 564 yards and three scores. He ended his career as the school's all-time leader in yards per carry (6.8), tied for second in 100-yard rushing games (15), tied for third in rushing touchdowns (31), fourth in rushing yards per game (85.6) and sixth in rushing yards (2,910) and total touchdowns (34). His 6.8 yards per carry from 2019 to 2022 ranked second in the FBS behind only Alabama-Birmingham running back **DeWayne McBride's** 7.3-yard average (minimum 400 attempts).

As a junior in 2022, he started all 14 games for the Green Wave, totaling 1,581 yards and 19 touchdowns on 229 rushing attempts and adding 22 receptions for 256 yards and two touchdowns. He tied for the national lead with 21 total touchdowns and tied for third in the country with 19 rushing touchdowns, a total that ranked second in Tulane single-season

history. His 1,581 rushing yards led the conference and made up the Green Wave's all-time second-highest single-season total. His nine 100-yard rushing games included eight consecutive such efforts to finish the season. He was named the American Athletic Conference Offensive Player of the Year and also earned first-team All-AAC honors. His efforts helped Tulane earn a 12-2 record and win an American Athletic Conference title.

He is a native of Ponchatoula, La.

### 2024 Game Notes:

- **At Chicago (9/8)**, totaled 21 yards on four rushing attempts and added 11 yards on a team-high four receptions.
- **Against the N.Y. Jets (9/15)**, rushed for 20 yards on six carries and added 11 yards on a pair of receptions before leaving the game late in the second quarter. He also returned one kickoff for 22 yards.
- **Against Green Bay (9/22)**, caught four passes for 54 yards and added two carries for seven yards. In the third quarter, he took a screen pass and went 29 yards, and in the fourth quarter, he turned a short pass into a 16-yard gain.
- **At Miami (9/30)**, rushed for 39 yards and a touchdown on 15 carries. In the third quarter, he scored on a seven-yard run. It was his third career rushing touchdown and his first of 2024. He also reached 1,000 career scrimmage yards (1,001).
- **Against Indianapolis (10/13)**, rushed for 27 yards on six attempts before exiting the game in the second half with a hamstring injury.
- **At Buffalo (10/20)**, **at Detroit (10/27)** and **against New England (11/3)**, he was inactive with a hamstring injury.
- **At the Los Angeles Chargers (11/10)**, led the team with 47 rushing yards on seven attempts. He added four total yards on three receptions. On the final play of the first half, he rushed for 19 yards.
- **Against Minnesota (11/17)**, rushed three times for no yards and added eight yards on two receptions before leaving the game in the fourth quarter to be evaluated for a concussion.
- **At Houston (11/24)**, he was inactive due to a concussion.
- **At Washington (12/1)**, returned a kickoff 29 yards and added a three-yard rushing attempt.
- **Against Jacksonville (12/8)**, accounted for 21 rushing yards on six attempts and added a two-yard reception. He returned two kickoffs for 58 total yards, including a 33-yard return.
- **Against Cincinnati (12/15)**, led the team with 87 receiving yards on six receptions, including a touchdown catch. He added five yards and a touchdown on four rushing attempts. It was his second career game with a rushing touchdown and a receiving touchdown after previously accomplishing the feat against Jacksonville on Jan. 7, 2024. In the first quarter, he scored on a one-yard rushing attempt. He scored again in the fourth quarter on a 17-yard pass from Mason Rudolph. Later in the fourth quarter, he turned a short pass into a 43-yard gain for the second-longest reception of his career. He registered his second career game with 80-plus receiving yards. No other Titans running back logged one such game since





the beginning of 2010.

➤ **At Indianapolis (12/22)**, recorded a team-high 10 rushing attempts for 27 yards and a pair of touchdowns, and he added 39 yards on three receptions. He reached the end zone on an 11-yard rushing attempt in the third quarter and on a two-yard run in the fourth quarter. It was his first career game with multiple rushing touchdowns. He tallied his third career game with two total touchdowns and his second consecutive game with two total touchdowns, becoming the team's first player with four or more touchdowns in a two-game span since Derrick Henry had four touchdowns from Dec. 3-11, 2023. In the second quarter, he returned a kickoff a career-best 42 yards for the team's longest kickoff return of the season to date. He added another kickoff return for 27 yards.

➤ **At Jacksonville (12/29)**, recorded his first start of the season and the second start of his career. He led the offense with 20 carries and 95 rushing yards, setting career highs in both categories before leaving the contest in the third quarter due to an injury. He added eight yards on three receptions to give him 103 scrimmage yards. It was his second career game to reach the 100-yard scrimmage mark. He totaled a career-high six rushing first downs in the contest and also tied his career long with a 23-yard rushing attempt during the offense's first series.

**Spears' Career Regular Season Statistics:**

Year	GP	GS	Att	Yds	Avg	Lg	TD	Rec	Yds	Avg	Lg	TD
2023	17	1	100	453	4.5	23	2	52	385	7.4	48	1
2024	12	1	84	312	3.7	23	4	30	224	7.5	43	1
<b>Totals</b>	<b>29</b>	<b>2</b>	<b>184</b>	<b>765</b>	<b>4.2</b>	<b>23</b>	<b>6</b>	<b>82</b>	<b>609</b>	<b>7.4</b>	<b>48</b>	<b>2</b>

**Spears' Regular Season Single-Game Highs:**

- Rushing Attempts** - 20 at Jacksonville (12/29/24)
- Rushing Yards** - 95 at Jacksonville (12/29/24)
- Long Rush** - 23 (Twice, last at Jacksonville, 12/29/24)
- Rushing Touchdowns** - 2 at Indianapolis (12/22/24)
- Receptions** - 6 (Twice, last against Cincinnati, 12/15/24)
- Receiving Yards** - 89 at Miami (12/11/23)
- Long Reception** - 48 vs. Baltimore (10/15/23)
- Receiving Touchdowns** - 1 (Twice, last vs. Cincinnati, 12/15/24)

## SCRIMMAGE YARDS, 2023 ROOKIE RBs

Titans running back **Tyjae Spears** was the fifth of 19 running backs selected in the 2023 NFL Draft. As a rookie, Spears totaled 838 scrimmage yards, including 453 rushing yards and 385 receiving yards. His scrimmage yardage total ranked fourth in the league among rookie running backs behind **Bijan Robinson** (1,463), **Jahmyr Gibbs** (1,261) and **De'Von Achane** (997).

**Most scrimmage yards by rookie running backs in 2023:**

Player	Team	Round (Overall)	Rush Yards	Rec Yards	Scrim Yards
1. Bijan Robinson	Atlanta	1 (8)	976	487	1,463
2. Jahmyr Gibbs	Detroit	1 (12)	945	316	1,261
3. De'Von Achane	Miami	3 (84)	800	197	997
4. <b>Tyjae Spears</b>	<b>Tennessee</b>	<b>3 (81)</b>	<b>453</b>	<b>385</b>	<b>838</b>
5. Zach Charbonnet	Seattle	2 (52)	462	209	671
6. Jaleel McLaughlin	Denver	-	410	160	570
7. Roschon Johnson	Chicago	4 (115)	352	209	561
8. Keaton Mitchell	Baltimore	-	396	93	489
9. Emari Demercado	Arizona	-	284	119	403
10. Chase Brown	Cincinnati	5 (163)	179	156	335



## FIRST DOWNS BY ROOKIES IN 2023

**Tyjae Spears** ranked seventh among all rookies and third among all rookie running backs in total first downs (rushing and receiving) in 2023. He moved the chains 17 times as a receiver and 24 times as a rusher to give him 41 total first downs. The only rookie running backs that fared better were Atlanta's **Bijan Robinson** (74) and Detroit's **Jahmyr Gibbs** (62).

**Most total first downs earned by rookies in 2023:**

Player	Pos	Team	Round				First Downs ...	
			Overall	Rec	Rush	Total		
1. Bijan Robinson	RB	Atlanta	1 (8)	24	50	74		
2. Puka Nacua	WR	LA Rams	5 (177)	68	5	73		
3. Jahmyr Gibbs	RB	Detroit	1 (12)	20	42	62		
4. Sam LaPorta	TE	Detroit	2 (34)	48	0	48		
5. Rashee Rice	WR	Kansas City	2 (55)	44	0	44		
6. Zay Flowers	WR	Baltimore	1 (22)	41	1	42		
7. <b>Tyjae Spears</b>	<b>RB</b>	<b>Tennessee</b>	<b>3 (81)</b>	<b>17</b>	<b>24</b>	<b>41</b>		
8. De'Von Achane	RB	Miami	3 (84)	10	30	40		
9. Zach Charbonnet	RB	Seattle	2 (52)	7	32	39		
10. Jordan Addison	WR	Minnesota	1 (23)	38	0	38		
Jayden Reed	WR	Green Bay	2 (50)	32	6	38		

## 3RD-DOWN CONVERSIONS AMONG ALL RBs

On third down in 2023, **Tyjae Spears** not only led all NFL rookie running backs in conversions, but he also led all other running backs in the category as well. His 20 third-down conversions, which included 11 receptions and nine rushing attempts, ranked first among players at his position.

**Most third-down conversions by all running backs in 2023:**

Player	Team	Third-Down Conversions ...		
		Receiving	Rushing	Total
1. <b>Tyjae Spears</b>	<b>Tennessee</b>	<b>11</b>	<b>9</b>	<b>20</b>
2. Rachaad White	Tampa Bay	9	10	19
3. Latavius Murray	Buffalo	6	12	18
Bijan Robinson	Atlanta	11	7	18
5. David Montgomery	Detroit	2	15	17
Tony Pollard	Dallas	4	13	17
Christian McCaffrey	San Francisco	5	12	17
Kyren Williams	LA Rams	1	16	17
9. Saquon Barkley	NY Giants	8	8	16
Chuba Hubbard	Carolina	2	14	16

## MORE TITANS RUNNING BACKS

**36 - RB JULIUS CHESTNUT**

**5-11, 228, 3rd Year/3rd with Titans, Sacred Heart**

➤ Julius Chestnut was signed by the Titans as an undrafted free agent on May 13, 2022. He spent the first three games of his rookie season on the 53-man roster before being added to the practice squad on Oct. 4, 2022.



➤ In 2023, Chestnut was limited to three games after suffering a season-ending injury. He registered a pair of special teams tackles.

➤ In 2022, he appeared in six games as a rookie. He rushed for 12 yards on nine attempts and added 41 yards on three catches. He also ranked second on the team with 10 kickoff returns for 215 yards (21.5 avg.).

➤ In four seasons at Sacred Heart (2018-21), he saw action in 32 games and logged 593 carries for 3,467 yards (5.8 avg.) and 29 touchdowns. He added 28 receptions for 412 yards (14.7 avg.) and five scores, plus 10 kickoff returns for 108 yards and two punt returns for 10 yards.

➤ As a senior in 2021, played in five games and posted 91 rushes for 542 yards (6.0 avg.) and three touchdowns.

➤ As a junior in 2020, appeared in four games and rushed 93 times for 717 yards (7.7 avg.) and eight scores.

➤ He is a native of Bowie, Md.





#### 2024 Game Notes:

- **At Chicago (9/8)**, recovered a Bears fumble on special teams in the first quarter, when Velus Jones Jr. muffed a kickoff return. The takeaway gave the Titans possession at Chicago's 23-yard line and led to a field goal.
- **At Buffalo (10/20)**, recorded three rushing attempts for a career-high 15 yards. He added a nine-yard reception.
- **At Detroit (10/27)**, established career highs with seven rushing attempts and 32 rushing yards.
- **At the Los Angeles Chargers (11/10)**, totaled 60 yards on two kickoff returns, including a 32-yarder.
- **At Houston (11/24)**, totaled three kickoff returns for a career-high 91 yards and a career-best average of 30.3 yards per return. In the first quarter, he recorded a career-long 39-yard kickoff return, leading to a Titans field goal.

#### 25 - RB JOSHUA KELLEY

##### 5-11, 212, 5th Year/1st with Titans, UCLA

- Joshua Kelley was initially signed to the Titans practice squad on Oct. 15, 2024, and he was added to the 53-man roster on Nov. 2, 2024.
- Kelley spent the previous four seasons with the Chargers, carrying the ball 320 times for 1,148 yards and six touchdowns. He also added 50 receptions for 319 yards.
- In 2023, Kelley rushed for a career-high 405 yards and tied a career-best with two touchdowns. Also notched a career-long 49 yard touchdown run against Kansas City.
- Kelley was drafted by the Chargers in the fourth round (112th overall) of the 2020 NFL Draft.
- After beginning his college career at UC Davis, he spent his final two seasons at UCLA, starting in 20 of his 22 appearances and becoming the eighth running back in UCLA history to record back-to-back 1,000-yard seasons. Finished with 2,303 yards and 24 touchdowns on 454 carries.
- Kelley is a native of Lancaster, Calif.



## TITANS TIGHT ENDS

No.	Name	Ht	Wt	Exp	College
88	Martin-Robinson, David	6-3	247	R	Temple
85	Okonkwo, Chig	6-3	238	3	Maryland
84	Vannett, Nick	6-5	257	9	Ohio State
81	Whyte, Josh	6-7	248	2	Cincinnati

### #85 • TE CHIG OKONKWO

6-3, 238, 3rd Year/3rd with Titans, Maryland

[Click for complete bio](#)



Tight end **Chig Okonkwo** (pronounced "CHIGG oh-KAHN-kwoh") is in his third NFL season in 2024. He was selected by the Titans in the fourth round (143rd overall) of the 2022 NFL Draft.

In his first two campaigns, Okonkwo did not miss a game and totaled 19 starts. His two-year statistics included 86 receptions for 978 yards and four touchdowns. His 11.4-yard receiving average tied for sixth among all NFL tight ends from 2022 to 2023.

Okonkwo started 11 games in 2023 and finished the season with 54 receptions for 528 yards and one touchdown. He ranked second on the team in receptions and receiving yards.

During his rookie season, Okonkwo appeared in all 17 games with eight starts and totaled 32 receptions for 450 yards (14.1 avg.) and three touchdowns. His yardage total ranked second on the team. He also tied for fifth on the team with seven special teams tackles. He was named to the Pro Football Writers of America All-Rookie team.

Okonkwo's 450 receiving yards in 2022 established a new record for franchise rookie tight ends, surpassing **Ben Troupe's** 329 yards in 2004. Okonkwo tied **Chris Dressel** (32 receptions in 1983) for the third-best reception total among all Titans/Oilers rookie tight ends, trailing only **Bo Scaife** (37 in 2005) and Troupe (33 in 2004), and he became the second rookie tight end in franchise history with at least three touchdown catches, joining Dressel (four in 1983).

The Powder Springs, Ga., native appeared in 37 games with 20 starts over four seasons (2018-21) at Maryland and caught 77 passes for 717 yards and eight touchdowns. He added three carries for 72 yards and three touchdowns, including a career-long rush of 54 yards.

As a senior in 2021, he started all 13 games and posted career-high marks with 52 catches for 447 yards and a team-leading five touchdowns. His 52 receptions ranked second in Terrapins history for a single season by a tight end, behind only former Titans tight end **Frank Wycheck** (58 in 1990). Okonkwo's 447 receiving yards were the most by a Terps tight end in a season since **Vernon Davis** (871 in 2005).

He sat out the 2020 season with myocarditis due to COVID-19. Prior to then, he saw action in 12 games (four starts) as a freshman and 12 games (three starts) as a sophomore.

#### 2024 Game Notes:

- **At Chicago (9/8)**, started and caught two passes for 15 yards and a touchdown. He hauled in a 17-yard touchdown pass from Will Levis in the second quarter for his fifth career touchdown reception.
- **Against the N.Y. Jets (9/15)**, totaled 16 yards on three receptions. He reached the 1,000-yard receiving mark for his career (1,009), becoming the franchise's 15th tight end to reach the plateau.
- **Against Green Bay (9/22)**, totaled 15 yards on a pair of receptions.
- **At Miami (9/30)**, caught one pass for five yards.
- **Against Indianapolis (10/13)**, totaled six yards on three receptions.
- **At Buffalo (10/20)**, recorded a team-high 50 receiving yards on four catches. It was his fifth career game with at least 50 receiving yards. In the first quarter, he caught a 26-yard pass from Mason Rudolph for the seventh-longest reception of his career. During the contest, he reached the



100-reception mark for his career (101).

- **At Detroit (10/27)**, totaled 14 yards on two receptions, including an 18-yard catch in the third quarter.
- **Against New England (11/3)**, totaled 38 yards on three receptions, including a 21-yard catch in the third quarter to set up a first-and-goal.
- **At the Los Angeles Chargers (11/10)**, caught one pass for 14 yards.
- **Against Minnesota (11/17)**, totaled 19 yards on a pair of receptions.
- **At Houston (11/24)**, took a pass from Will Levis 70 yards for a touchdown in the fourth quarter for the longest reception of his career. The reception gave him a career high for receiving yards in a game. His 70-yarder was the franchise's longest catch by a tight end since Jared Cook's 80-yard score on Oct. 2, 2011, and it was the NFL's longest reception by a tight end since Detroit's T.J. Hockenson had an 81-yard reception (no touchdown) for Detroit against Seattle on Oct. 2, 2022. Okonkwo recorded the longest touchdown reception by an NFL tight end since Cleveland's David Njoku scored on a 71-yard catch against the L.A. Chargers on Oct. 10, 2021. Tracked by Next Gen Stats at 20.03 miles per hour during his touchdown catch, he reached the fastest speed by an NFL tight end on a touchdown-scoring play from scrimmage since Week 9 of 2023, when then-Falcons tight end Jonnu Smith hit 21.15 MPH on a 60-yard touchdown reception against the Vikings.
- **At Washington (12/1)**, totaled 27 yards on three receptions. In the second quarter, he converted a third-and-10 with a 14-yard grab.
- **Against Jacksonville (12/8)**, totaled eight yards on three receptions.
- **Against Cincinnati (12/15)**, led the offense and established a career high with eight receptions for 59 yards. His yardage total was the fifth-best of his career. He became the first Titans tight end with eight or more receptions in a game since Anthony Firkser had eight catches against the Houston Texans on Oct. 18, 2020. He also drew a pass interference penalty that led to a first-and-goal and a Titans touchdown in the first quarter.
- **At Indianapolis (12/22)**, led the offense with nine receptions and 81 receiving yards, establishing career highs in both categories. He scored his second career two-point conversion on a catch in the fourth quarter. He became the third tight end in the franchise's "Titans era" to post eight or more receptions in consecutive games, joining Jared Cook (Dec. 18-24, 2011) and Delanie Walker (Dec. 27, 2015-Jan. 3, 2016). He also became the team's first tight end with nine or more receptions in a game since Delanie Walker had nine catches against Green Bay on Nov. 13, 2016.
- **At Jacksonville (12/29)**, appeared in his 50th NFL game and tied for the team lead with five receptions for 42 yards. He also rushed for a career-long 17-yard gain in the second quarter. In the third quarter, he caught an 18-yard pass to convert a third down. It was his third consecutive game with at least five receptions. With 22 receptions over a three-game stretch, Okonkwo matched the franchise record among tight ends (since 1970) for the most receptions in a three-game span, set by Delanie Walker, who had 22 receptions within three games in 2015 (Nov. 19-Dec. 6). Okonkwo reached the 50-catch mark for the second consecutive season.

**Okonkwo's Career Regular Season Statistics:**

Year	Team	GP	GS	Rec	Yds	Avg	Lg	TD
2022	Ten	17	8	32	450	14.1	48	3
2023	Ten	17	11	54	528	9.8	39	1
2024	Ten	16	10	52	479	9.2	70t	2
<b>Totals</b>		<b>50</b>	<b>29</b>	<b>138</b>	<b>1457</b>	<b>10.6</b>	<b>70t</b>	<b>6</b>

**Okonkwo's Regular Season Single-Game Highs:**

- Receptions** - 9 at Indianapolis (12/22/24)
- Receiving Yards** - 81 at Indianapolis (12/22/24)
- Long Reception** - 70t at Houston (11/24/24)
- Receiving Touchdowns** - 1 (Six times, last at Houston, 11/24/24)



## THE 2022 TIGHT END DRAFT CLASS

**Chig Okonkwo** was selected by the Titans in the fourth round of the 2022 NFL Draft with the 143rd overall pick. He was the 10th tight end selected in the draft. Among the 19 tight ends in his class, the former Maryland Terrapin ranked second from 2022 to 2023 with 978 career receiving yards, trailing only Arizona's **Trey McBride** (1,090). Okonkwo's 86 receptions ranked fourth in the group, and his 47 receptions for first downs were third.

**Most receiving yards by a member of the 2022 tight end draft class through the 2023 season:**

Player	Team	Round (Overall)	Rec	Yards	Avg	TD	Rec 1st Downs
1. Trey McBride	Arizona	2 (55)	110	1,090	9.9	4	54
2. <b>Chig Okonkwo</b>	<b>Tennessee</b>	<b>4 (143)</b>	<b>86</b>	<b>978</b>	<b>11.4</b>	<b>4</b>	<b>47</b>
3. Jake Ferguson	Dallas	4 (129)	90	935	10.4	7	48
4. Cade Otton	Tampa Bay	4 (106)	89	846	9.5	6	41
5. Isaiah Likely	Baltimore	4 (139)	66	784	11.9	8	33
6. Daniel Bellinger	NY Giants	4 (112)	55	523	9.5	2	20
7. Greg Dulcich	Denver	3 (80)	36	436	12.1	2	20
8. Connor Heyward	Pittsburgh	6 (208)	35	318	9.1	1	14
9. Jelani Woods	Indianapolis	3 (73)	25	312	12.5	3	16
10. Jeremy Ruckert	NY Jets	3 (101)	17	159	9.4	0	6

## ROOKIE TIGHT ENDS IN 2022

**Chig Okonkwo** led all tight ends in his rookie class with 450 receiving yards. His 32 receptions ranked fourth within the group, while his three touchdown catches tied for the lead (**Isaiah Likely** and **Jelani Woods**).

Among rookies at all positions, Okonkwo's 450 receiving yards ranked eighth.

**Most receiving yards by rookie tight ends in 2022:**

Player	Team	Draft Round (Overall)	Rec	Yards	Avg	TD
1. <b>Chig Okonkwo</b>	<b>Ten</b>	<b>4 (143)</b>	<b>32</b>	<b>450</b>	<b>14.1</b>	<b>3</b>
2. Greg Dulcich	Den	3 (80)	33	411	12.5	2
3. Cade Otton	TB	4 (106)	42	391	9.3	2
4. Isaiah Likely	Bal	4 (139)	36	373	10.4	3
5. Jelani Woods	Ind	3 (73)	25	312	12.5	3
6. Daniel Bellinger	NYG	4 (112)	30	268	8.9	2
7. Trey McBride	Ari	2 (55)	29	265	9.1	1
8. Jake Ferguson	Dal	4 (129)	19	174	9.2	2
9. Connor Heyward	Pit	6 (208)	12	151	12.6	1
10. Teagan Quitoriano	Hou	5 (170)	7	113	16.1	2
James Mitchell	Det	5 (177)	11	113	10.3	1

## FRANCHISE ROOKIE TIGHT ENDS

In 2022, **Chig Okonkwo** had one of the most productive seasons in franchise history by a rookie tight end. His 450 receiving yards established a new record for Titans/Oilers rookies at his position, while his 32 receptions tied for the third-best total among the organization's rookies at his position. The fourth-round pick from the University of Maryland also became the second Titans/Oilers rookie tight end with three or more touchdown receptions, joining **Chris Dressel**, who had four touchdown catches after entering the NFL in 1983.

**Most receiving yards by a rookie tight end in franchise history:**

Player	Rookie Year	Receiving Yards
1. <b>Chig Okonkwo</b>	<b>2022</b>	<b>450</b>
2. Ben Troupe	2004	329
3. Chris Dressel	1983	316
4. Bo Scaife	2005	273
5. Willie Frazier	1964	227



**Most receptions by a rookie tight end in franchise history:**

Player	Rookie Year	Receptions
1. Bo Scaife	2005	37
2. Ben Troupe	2004	33
3. <b>Chig Okonkwo</b>	<b>2022</b>	<b>32</b>
Chris Dressel	1983	32
5. Erron Kinney	2000	19

**Most touchdown receptions by a rookie tight end in franchise history:**

Player	Rookie Year	TD Receptions
1. Chris Dressel	1983	4
2. <b>Chig Okonkwo</b>	<b>2022</b>	<b>3</b>
3. Jonnu Smith	2017	2
Bo Scaife	2005	2
Willie Frazier	1964	2

**#81 • TE JOSH WHYLE****6-7, 248, 2nd Year/2nd with Titans, Cincinnati**[Click for complete bio](#)

Tight end **Josh Whyte** (pronounced "WHY-lee") is in his second NFL season in 2024. He was selected by the Titans in the fifth round (147th overall) of the 2023 NFL Draft.

As a rookie in 2023, Whyte appeared in 11 games with three starts. He totaled nine receptions for 94 yards and a touchdown and added a special teams tackle. He was placed on injured reserve on Dec. 30, 2023.

In five seasons at the University of Cincinnati (2018-22), Whyte appeared in 52 games with 20 starts and tallied 88 receptions for 1,062 yards with 15 touchdowns with all but two catches coming in his final three seasons. He set the Cincinnati school record for career touchdown receptions by a tight end (15), breaking Brent Celek's mark.

As a senior in 2022, he appeared in 12 games with 10 starts and collected All-AAC first-team honors. As a team captain, he hauled in 32 passes for 326 yards with three touchdowns.

He is a native of Cincinnati, Ohio.

**2024 Game Notes:**

- **Against the N.Y. Jets (9/15)**, tied his career high with two receptions for 13 yards.
- **Against Green Bay (9/22)**, registered his first start of the season and established career highs with four receptions and 43 receiving yards. He recorded a 23-yard reception on the offense's first play of the game. It was the second-longest catch of his career.
- **At Miami (9/30)**, caught one pass for five yards.
- **Against Indianapolis (10/13)**, caught one pass for two yards.
- **At Buffalo (10/20)**, totaled three catches for 34 yards. All three of his receptions resulted in first downs. His three receptions and 34 receiving yards each ranked second for his career in a single contest through his first 17 career games.
- **At Detroit (10/27)**, totaled two receptions for 33 yards, including a career-long 33-yard catch in the first quarter.
- **Against New England (11/3)**, caught one pass for 12 yards.
- **Against Minnesota (11/17)**, posted one catch for six yards.
- **At Washington (12/1)**, caught one pass for three yards.
- **Against Jacksonville (12/8)**, totaled 31 yards on a pair of receptions. He helped convert a third-and-one with a 23-yard catch in the second quarter.
- **Against Cincinnati (12/15)**, totaled 37 yards and a touchdown on a career-high five receptions. He snared a 13-yard touchdown pass from Mason Rudolph on the final play of the game. It was his second career touchdown catch and his first of 2024.

**Whyte's Career Regular Season Statistics:**

Year	Team	GP	GS	Rec	Yds	Avg	Lg	TD
2023	Ten	11	3	9	94	10.4	24	1
2024	Ten	16	4	23	219	9.5	33	1
<b>Totals</b>		<b>27</b>	<b>7</b>	<b>32</b>	<b>313</b>	<b>9.8</b>	<b>33</b>	<b>2</b>

**Whyte's Regular Season Single-Game Highs:****Receptions** - 5 vs. Cincinnati (12/15/24)**Receiving Yards** - 43 vs. Green Bay (9/22/24)**Long Reception** - 33 at Detroit (10/27/24)**Receiving Touchdowns** - 1 (Twice, last vs. Cincinnati, 12/15/24)**MORE TITANS TIGHT ENDS****88 - TE DAVID MARTIN-ROBINSON****6-3, 247, Rookie, Temple**

➤ David Martin-Robinson was signed by the Titans as an undrafted free agent on May 10, 2024.

➤ He spent six seasons at Temple (2018-23), during which time he appeared in 47 games. His career totals included 94 receptions for 1,177 yards and six touchdowns for the Owls. He became the third Temple tight end to eclipse 1,000 career receiving yards and the first tight end in school history to have 90 career receptions.

➤ As a graduate in 2023, he appeared in all 12 games, totaling 40 receptions for 537 yards and four touchdowns. He earned second team All-AAC after leading the team in receptions and tying for the lead in receiving scores.

➤ He is a native of Landisville, Pa.

**2024 Game Notes:**

- **Against Jacksonville (12/8)**, made his NFL debut.
- **At Indianapolis (12/22)**, gained six yards and a first down on his first NFL reception in the first quarter.
- **At Jacksonville (12/29)**, logged his first NFL start at tight end and also contributed a tackle on special teams.

**84 - TE NICK VANNETT****6-5, 257, 9th Year/1st with Titans, Ohio State**

➤ Nick Vannett was signed by the Titans as an unrestricted free agent on May 13, 2024.

➤ He arrived in Tennessee with eight years of NFL experience. In 94 career games from 2016 through 2023, he logged 43 starts and totaled 91 receptions for 877 yards and six touchdowns.


➤ After being selected by the Seattle Seahawks in the third round of the 2016 NFL Draft, he remained in Seattle until being traded to the Pittsburgh Steelers during the 2019 season. He later spent time with the Denver Broncos (2020), New Orleans Saints (2021-22), New York Giants (2022), Houston Texans (2023) and the Los Angeles Chargers (2023).

➤ After spending the 2023 preseason with the Texans, he began the regular season on the Chargers practice squad before eventually being elevated to the 53-man roster to serve primarily as a blocking tight end and special teams contributor. In eight games, he recorded five starts and caught one pass for three yards.

➤ A native of Westerville, Ohio, he appeared in 53 games during a four-year career at Ohio State (2012-15). He was a member of the Buckeyes' 2014 College Football Playoff National Championship team.

**2024 Game Notes:**

- **Against Green Bay (9/22)**, totaled nine yards and a touchdown on a pair of receptions. In the first quarter, he caught a one-yard touchdown pass from Will Levis for his first touchdown catch of the season and his seventh career touchdown catch.
- **At Buffalo (10/20)**, appeared in his 100th NFL regular season game and caught four passes for 25 yards. He logged his fifth career game with at least four catches.
- **Against New England (11/3)**, totaled 33 yards and a touchdown on two receptions. He caught a nine-yard touchdown pass from Mason Rudolph to cap the first drive of the game. It was the 100th reception of his career. Later in the first quarter, he hauled in a pass for 24 yards to record the third-longest catch of his career.
- **At Jacksonville (12/29)**, scored his third touchdown of the season (ninth career) on an eight-yard pass from Mason Rudolph in the third quarter. His three touchdown catches in 2024 tied his career high, which he first established in 2018.







# TITANS WIDE RECEIVERS

No.	Name	Ht	Wt	Exp	College
83	Boyd, Tyler	6-2	203	9	Pittsburgh
16	Burks, Treyton (IR)	6-2	225	3	Arkansas
14	Dowell, Colton (PUP)	6-3	212	2	Tennessee-Martin
19	Jackson, Jha'Quan	5-9	188	R	Tulane
12	Kinsey, Mason	5-11	200	2	Berry College
80	Oliver, Bryce	6-1	214	R	Youngstown State
0	Ridley, Calvin	6-1	190	6	Alabama
15	Westbrook-Ikhine, Nick	6-2	211	5	Indiana

## #83 • WR TYLER BOYD

6-2, 203, 9th Year/1st with Titans, Pittsburgh  
[Click for complete bio](#)



Wide receiver **Tyler Boyd** is in his ninth NFL season and his first campaign with the Titans in 2024. He was signed as an unrestricted free agent on May 14, 2024.

Prior to joining the Titans, Boyd spent the first eight seasons of his career with the Cincinnati Bengals. He was originally selected by the Bengals in the second round (55th overall) of the 2016 NFL Draft.

During his time in Cincinnati, he played in 120 games with 77 starts, plus an additional seven postseason contests with six starts. His production at the Bengals included 513 career receptions for 6,000 yards and 31 touchdowns, and he departed Cincinnati ranked fourth in franchise history in receptions and seventh in receiving yards.

From 2016 through 2023, Boyd ranked first in the NFL in receptions (390), receiving yards (4,813) and first downs (233) among wide receivers from the slot formation, per Next Gen Stats.

During his final campaign in Cincinnati in 2023, Boyd ranked second on Cincinnati's offense with 67 receptions and 667 receiving yards, including two touchdown grabs. It was his sixth consecutive season with a minimum of 58 receptions and 667 receiving yards, and he was one of only nine NFL players to do so each year from 2018 through 2023. Boyd appeared in all but four contests during that six-year stretch.

In 2019, Boyd achieved career highs with 15 starts, 90 receptions and 1,046 receiving yards during his fourth NFL season.

A native of Clairton, Pa., Boyd attended the University of Pittsburgh, where he played three seasons (2013-15) and was named first-team All-Atlantic Coast Conference in each of his final two seasons. He finished his collegiate career as Pittsburgh's all-time leader in both receptions (254) and receiving yards (3,361) and finished second at Pitt in career all-purpose yards (5,243), trailing only Tony Dorsett (7,117).

### 2024 Game Notes:

- **At Chicago (9/8)**, started in his Titans debut and totaled 18 yards on three receptions.
- **Against the N.Y. Jets (9/15)**, totaled 26 yards on a pair of receptions.
- **Against Green Bay (9/22)**, totaled 33 yards on three receptions, including a 20-yard grab in the first quarter to convert a third-and-nine.
- **At Miami (9/30)**, tied for the team lead with two receptions and 31 receiving yards. He caught a 27-yard pass from Mason Rudolph to help set up a field goal as time expired in the first half.
- **Against Indianapolis (10/13)**, registered 19 yards on three receptions.
- **At Buffalo (10/20)**, registered 43 yards on a team-high five receptions. His three first downs on receptions set a season high through six games.
- **At Detroit (10/27)**, totaled 14 yards on three receptions.
- **Against New England (11/3)**, recorded one rushing attempt for three yards and a first down.
- **Against Minnesota (11/17)**, caught two passes for 34 total yards, including a 30-yarder in the fourth quarter. It was his longest catch of the season through 10 games.
- **At Houston (11/24)**, led the offense with six receptions for 55 yards,

including a 19-yard grab. His six catches and 55 yards set season highs through 11 games.

- **At Washington (12/1)**, totaled 37 yards on three receptions. In the third quarter, he converted a third-and-seven with a 16-yard reception.
- **Against Jacksonville (12/8)**, caught a seven-yard pass for a first down.
- **Against Cincinnati (12/15)**, totaled 39 yards on two receptions against his former team. In the first quarter, he converted a third-and-nine with a season-long 40-yard reception.
- **At Indianapolis (12/22)**, totaled 20 yards on two receptions. In the first quarter, he converted a third-and-one with a 14-yard catch, leading to a Titans touchdown.
- **At Jacksonville (12/29)**, registered two receptions for 14 yards.

### Boyd's Career Regular Season Statistics:

Year	Team	GP	GS	Rec	Yds	Avg	Lg	TD
2016	Cin	16	2	54	603	11.2	30	1
2017	Cin	10	1	22	225	10.2	49	2
2018	Cin	14	14	76	1,028	13.5	49	7
2019	Cin	16	15	90	1,046	11.6	47	5
2020	Cin	15	8	79	841	10.6	72	4
2021	Cin	16	10	67	828	12.4	68	5
2022	Cin	16	14	58	762	13.1	60	5
2023	Cin	17	13	67	667	10.0	64	2
2024	Ten	16	8	39	390	10.0	40	0
<b>Totals</b>		<b>136</b>	<b>85</b>	<b>552</b>	<b>6,390</b>	<b>11.6</b>	<b>72t</b>	<b>31</b>

### Boyd's Career Postseason Statistics:

Year	Team	GP	GS	Rec	Yds	Avg	Lg	TD
2021	Cin	4	3	15	110	7.3	16	1
2022	Cin	3	3	6	89	14.8	24	0
<b>NFL Totals</b>		<b>7</b>	<b>6</b>	<b>21</b>	<b>199</b>	<b>9.5</b>	<b>24</b>	<b>1</b>

### Boyd's Regular Season Single-Game Highs:

- Receptions** - 11 (Twice, last vs. Cleveland, 10/25/20)
- Receiving Yards** - 155 vs. Atlanta (10/23/22)
- Long Reception** - 72t at Miami (12/6/20)
- Touchdowns** - 2 (Twice, last at Miami, 12/22/19)
- Rushes** - 2 (Twice, last vs. Tennessee 11/1/20)
- Rushing Yards** - 40 at Cleveland (12/11/16)
- Longest Rush** - 39 at Cleveland (12/11/16)

### Boyd's Postseason Single-Game Highs:

- Receptions** - 5 vs. L.A. Rams (2/13/22)
- Receiving Yards** - 48 vs. L.A. Rams (2/13/22)
- Long Reception** - 24 at Kansas City (1/29/23)
- Touchdowns** - 1 vs. Las Vegas (1/15/22)

## SLOT RECEIVING, 2016-2024

Since the time he entered the NFL in 2016, no NFL wide receiver had more receptions, receiving yards and first downs from the slot position than **Tyler Boyd**. Boyd began his career with the Cincinnati Bengals from 2016 to 2023 before signing with the Titans in 2024.

### Most receptions from the slot by wide receivers, 2016-2024\*:

Player	Receptions
1. <b>Tyler Boyd</b>	<b>417</b>
2. Keenan Allen	356
3. Cooper Kupp	351
4. Cole Beasley	339
5. Tyreek Hill	319
6. Jarvis Landry	298
7. Adam Thielen	292
8. Chris Godwin	288
9. Davante Adams	283
10. Jamison Crowder	269



## Most receiving yards from the slot by wide receivers, 2016–2024\*:

Player	Receiving Yards
1. Tyler Boyd	5,103
2. Cooper Kupp	4,571
3. Tyreek Hill	4,130
4. Keenan Allen	4,004
5. Cole Beasley	3,658
6. Jarvis Landry	3,608
7. Chris Godwin	3,494
8. Adam Thielen	3,413
9. Tyler Lockett	3,391
10. CeeDee Lamb	3,361

## Most receiving first downs from the slot by wide receivers, 2016–2024\*:

Player	Receiving 1st Downs
1. Tyler Boyd	248
2. Keenan Allen	223
3. Tyreek Hill	195
4. Cole Beasley	194
5. Cooper Kupp	191
6. Chris Godwin	180
7. Adam Thielen	176
8. Jarvis Landry	174
9. CeeDee Lamb	165
10. Davante Adams	163

\* Next Gen Stats

## #16 • WR TREYLON BURKS

6-2, 225, 3rd Year/3rd with Titans, Arkansas  
[Click for complete bio](#)

Wide receiver **Treylon Burks** is in his third NFL season in 2024. He was selected by the Titans in the first round (18th overall) of the 2022 NFL Draft.

Through his first two seasons, Burks totaled 49 receptions for 665 yards and one touchdown in 22 games (15 starts). That included 16 catches for 221 yards in 2023.

As a rookie, Burks appeared in 11 games with six starts, totaling 33 receptions for 444 yards and one touchdown. His reception total tied for third place on the team, while his yardage total tied for third on the squad. Among NFL rookies in 2022, Burks' 444 receiving yards ranked ninth.

In three seasons (2019-21) at the University of Arkansas, Burks appeared in 32 career games with 30 starts. He totaled 146 receptions for 2,399 yards and 18 touchdowns to go along with 32 rushing attempts for 222 yards and one score. He returned 13 punts for 134 yards (10.3-yard average) and returned 11 kickoff returns for 226 yards (20.5 avg.).

At the conclusion of his collegiate career, he ranked sixth in Razorbacks history in career receptions and receiving yards, and his touchdown reception total tied for fifth all-time. He set an Arkansas record with 10 career 100-yard receiving games, including a school-record six 100-yard receiving performances in his final year.

Burks earned All-SEC honors in each of his three seasons: in 2019, second-team All-SEC as a returner and All-Freshman as a receiver; second-team All-SEC in 2020; and first-team All-SEC in 2021.

The Warren, Ark., native was drafted with the highest pick of any Arkansas player since **Darren McFadden** was taken fourth overall in 2008, and Burks was the first Arkansas wide receiver to be selected in the first round since **Matt Jones** was taken 21st overall by Jacksonville in 2006.

As a junior in 2021, Burks was named first-team All-SEC after totaling 66 receptions (seventh in the SEC) for 1,104 yards (fourth) and 11 touchdowns (fourth). His 92.0 receiving yards per game ranked third in the SEC behind only **Jameson Williams** (104.8) and **Wan'Dale Robinson** (102.6).

As a sophomore in 2020, he was named second-team All-SEC after contributing 51 receptions for 820 yards and seven touchdowns. His 91.1 receiving yards per game ranked third in the SEC behind only **Elijah Moore** (149.1) and **DeVonta Smith** (142.8).

## 2024 Game Notes:

- **At Chicago (9/8)**, caught one pass for two yards and had one rushing yard on two attempts.
- **Against Green Bay (9/22)**, recorded a nine-yard reception.
- **At Miami (9/30)**, caught a 13-yard pass.
- **Against Indianapolis (10/13)**, converted a fourth-and-one with a 10-yard reception in the third quarter.
- Placed on injured reserve on Oct. 19, 2024.

## Burks' Career Regular Season Statistics:

Year	Team	GP	GS	Rec	Yds	Avg	Lg	TD
2022	Ten	11	6	33	444	13.5	51	1
2023	Ten	11	9	16	221	13.8	70	0
2024	Ten	5	2	4	34	8.5	13	0
<b>Totals</b>		<b>27</b>	<b>17</b>	<b>53</b>	<b>699</b>	<b>13.2</b>	<b>70</b>	<b>1</b>

## Burks' Regular Season Single-Game Highs:

**Receptions** - 7 at Green Bay (11/17/22)  
**Receiving Yards** - 111 at Green Bay (11/17/22)  
**Long Reception** - 70 vs. Los Angeles Chargers (9/17/23)  
**Receiving Touchdowns** - 1 at Philadelphia (12/4/22)

## #0 • WR CALVIN RIDLEY

6-1, 190, 6th Year/1st with Titans, Alabama  
[Click for complete bio](#)

Wide receiver **Calvin Ridley** is in his sixth NFL season and his first season with the Titans in 2024. He was signed by the Titans as an unrestricted free agent on March 15, 2024.

Prior to joining the Titans, Ridley appeared in 66 NFL games with 52 starts. He was originally drafted by the Atlanta Falcons with the 26th overall pick of the 2018 NFL Draft and was traded to the Jacksonville Jaguars in 2022. His statistical totals with the Falcons and Jaguars included 324 receptions for 4,358 yards and 36 touchdowns.

In 2023, Ridley started a career-high 17 games for the Jaguars and led the team with 1,016 yards and eight receiving touchdowns on 76 catches.

From 2018 through 2020, no member of the 2018 draft class had more receptions or touchdown catches than Ridley, who totaled 217 grabs and 26 scores for the Falcons during that span. His 3,061 receiving yards ranked second in his draft class behind only DJ Moore's 3,156. Ridley's 90 receptions and 1,374 yards in 2020 were career highs.

As a rookie in 2018, Ridley played in all 16 games and accumulated 64 receptions. He led all rookie receivers in the NFL with 821 receiving yards and a team-high 10 receiving touchdowns, including an NFL-rookie record six receiving scores in the team's first four games. He was named to the All-Rookie team by the Professional Football Writers of America.

A native of Fort Lauderdale, Fla., Ridley attended the University of Alabama, where he played in 44 games over three seasons (2015-17). He finished his career second in Crimson Tide history with 224 receptions and 19 receiving touchdowns. He also ranked third with 2,781 receiving yards,





while totaling eight career 100-yard receiving games to tie for third in the Alabama record books.

**2024 Game Notes:**

- **At Chicago (9/8)**, started in his Titans debut and led the offense with 50 receiving yards on three catches. He converted a third-and-15 with a 22-yard reception in the second quarter.
- **Against the N.Y. Jets (9/15)**, led the team with 77 receiving yards on four catches, including a touchdown, and added a rushing touchdown. On a drive in the first quarter, he converted a third-and-five with a 15-yard catch and capped the series with his first career rushing touchdown on a 10-yard run. It was the team's first rushing touchdown by a wide receiver since A.J. Brown's 49-yarder against New Orleans on Dec. 22, 2019. In the third quarter, he registered his first receiving touchdown with the Titans on a 40-yard pass from Will Levis. He became the first Titans wide receiver with a rushing touchdown and a receiving touchdown in the same game since Nate Washington accomplished the feat against Indianapolis on Oct. 30, 2011. It was his 10th consecutive game with at least three receptions.
- **Against Green Bay (9/22)**, caught one pass for nine yards.
- **At Miami (9/30)**, caught one pass for five yards and added a 10-yard rushing attempt.
- **At Buffalo (10/20)**, totaled 42 yards on three receptions. He tallied a 33-yard reception on the final play of the first half.
- **At Detroit (10/27)**, led the team with 10 receptions for 143 yards. His 10 receptions tied his career high (Dec. 20, 2020 vs. Tampa Bay), and his 143 receiving yards tied for the third-best total of his career. He became the first Titans player with 10 receptions in a game since A.J. Brown (11) against San Francisco on Dec. 23, 2021, and Ridley's 143 yards were the most by a Titans player since Brown's same performance against San Francisco. Ridley became the first Titans player with 100 receiving yards since DeAndre Hopkins (124) at Miami on Dec. 11, 2023. In the first quarter, he had six receptions for 118 yards, becoming the only Titans/Oilers player with six or more receptions in the first quarter of a game since at least 1978. The most recent time a Titans player had six-plus catches in any single quarter was Nate Washington (six receptions) in the fourth quarter at Buffalo on Oct. 21, 2012. Ridley was the first Titans player over the 100-yard receiving mark in the first quarter since Drew Bennett (124) at Indianapolis on Dec. 5, 2004. He helped set up a touchdown in the first quarter by catching a 26-yard pass from Mason Rudolph, and later in the first quarter, he recorded a 47-yard catch.
- **Against New England (11/3)**, led the team with five receptions for 73 yards. In the second quarter, he notched a 25-yard reception, and in overtime, he posted receptions of 16 yards and 14 yards to help set up the game-winning field goal.
- **At the Los Angeles Chargers (11/10)**, led the team with five receptions, 84 receiving yards and a pair of touchdown grabs. It was his seventh career game with two or more touchdown receptions and his first such game as a member of the Titans. In the first quarter, he caught a 41-yard touchdown pass from Will Levis, recording the fourth-longest touchdown reception of

his career. He added a 15-yard touchdown in the fourth quarter. He logged his fourth consecutive game with a catch of at least 25 yards, matching his career-best streak (2020).

- **Against Minnesota (11/17)**, produced a team-high four receptions for 58 yards. In the first quarter, he converted a third-and-nine with a 21-yard grab. He tallied his fifth consecutive game with a catch of at least 20 yards, matching his career-best streak (2018 and 2023). He went over 500 yards in a season (541) for the fifth time in his career.
- **At Houston (11/24)**, totaled a team-high 93 yards on five receptions, logging his fifth consecutive game with at least four receptions. In the second quarter, he helped convert a third-and-11 with a 63-yard reception, which tied for third-longest reception of Ridley's career. It was his sixth consecutive game with a catch of at least 20 yards, exceeding his previous career-best streak of five games in both 2018 and 2023. He reached the 600-yard receiving mark for the fifth season of his career.
- **At Washington (12/1)**, caught two passes for 45 yards. During a touchdown drive in the second quarter, he converted a third-and-21 with a 30-yard reception. He went over the 5,000-yard receiving mark for his career (5,037). Additionally, he logged his seventh consecutive game with a catch of at least 20 yards to extend his career-best streak, which was the team's third-longest such streak since the beginning of the 2000 campaign behind only a streak of 12 games by Delanie Walker (2015-16) and a streak of 10 games by Kevin Dyson (2001).
- **Against Jacksonville (12/8)**, led the offense with seven receptions and 59 receiving yards. It was his 19th career game with seven or more receptions. He reached the 700-yard receiving mark in a season (738) for the fifth time in his career, and he reached the 50-reception mark in a season (50) for the fifth time in his career. In the fourth quarter, he registered a 30-yard catch, giving him three consecutive games with a reception of at least 30 yards.
- **Against Cincinnati (12/15)**, totaled 41 yards on three receptions. In the third quarter, he was credited with a 19-yard rushing attempt. With 21 yards on a pass from Mason Rudolph in the fourth quarter, he logged his ninth consecutive game with a catch of at least 20 yards to extend his career-best streak and the third-longest such streak by a Titans player since the beginning of the 2000 campaign (12 by Delanie Walker, 2015-16; 10 by Kevin Dyson, 2001).
- **At Indianapolis (12/22)**, caught three passes for 78 yards, including a 38-yard touchdown on a pass from Mason Rudolph in the first quarter. It was his 40th career touchdown reception and his fourth touchdown grab of 2024. He became the 21st active player with 5,000 receiving yards and 40 receiving touchdowns. He passed the 800-yard receiving mark (857) for the fifth season in his career. It was his 10th consecutive game with a catch of at least 20 yards to extend the best such streak of his career and tie Kevin Dyson (10 consecutive games in 2001) for the second-longest such streak by a Titans player since the beginning of the 2000 campaign behind the 12 games by Delanie Walker from 2015 to 2016.
- **At Jacksonville (12/29)**, led the offense with 84 receiving yards and tied for the team lead with five receptions against his former team. It was his 28th career game with at least five receptions and 80 receiving yards, and he logged his fourth such performance of 2024. In the third quarter, he converted a third-and-eight with a 19-yard reception. In the fourth quarter, he contributed catches of 24 yards and 20 yards. He produced his 11th consecutive game with a catch of at least 20 yards—the best such streak of his career and also the second-longest by a Titans player since the beginning of the 2000 campaign (12 by Delanie Walker, 2015-16). For the third time in his career, he reached 900 receiving yards in a season. He also had a seven-yard rushing attempt against the Jaguars.



**Ridley's Career Regular Season Statistics:**

Year	Team	GP	GS	Rec	Yds	Avg	Lg	TD
2018	Atl	16	5	64	821	12.8	75t	10
2019	Atl	13	10	63	866	13.7	36	7
2020	Atl	15	15	90	1,374	15.3	63	9
2021	Atl	5	5	31	281	9.1	22	2
2022	Atl/Jax	0	0	0	0	-	0	0
2023	Jax	17	17	76	1,016	13.4	59t	8
2024	Ten	16	13	61	941	15.4	63	4
<b>Totals</b>		<b>82</b>	<b>65</b>	<b>385</b>	<b>5,299</b>	<b>13.8</b>	<b>75t</b>	<b>40</b>

**Ridley's Regular Season Single-Game Highs:**

- Receptions** - 10 (Twice, last at Detroit, 10/27/24)
- Receiving Yards** - 163 vs. Tampa Bay (12/20/20)
- Long Reception** - 75t (Twice, last at Carolina, 12/23/18)
- Touchdowns** - 3 at New Orleans (9/23/18)






## RIDLEY'S CAREER 100-YARD RECEIVING GAMES

Date	Opp	W/L	Rec.	Yds.	Avg.	Lg	TD
12/20/20	Tampa Bay	L	10	163	16.3	33	1
9/23/18	New Orleans	L	7	146	20.9	75t	3
10/27/24	at Detroit	L	10	143	14.3	47	0
11/17/19	at Carolina	W	8	143	17.9	36	1
10/11/20	Carolina	L	8	136	17	26	0
9/13/20	Seattle	L	9	130	14.4	22	2
12/27/20	at Kansas City	L	5	130	26	54	0
12/13/20	at LA Chargers	L	8	124	15.5	39t	1
10/8/23	at Buffalo	W	7	122	17.4	32	0
9/27/20	Chicago	L	5	110	22	63	0
9/20/20	at Dallas	L	7	109	15.6	25	2
12/6/20	New Orleans	L	5	108	21.6	31	0
1/7/24	at Tennessee	L	6	106	17.7	59t	1
9/15/19	Philadelphia	W	8	105	13.1	34t	1
11/19/23	Tennessee	W	7	103	14.7	34	2
9/10/23	at Indianapolis	W	8	101	12.6	29	1

### #15 • WR NICK WESTBROOK-IKHINE

6-2, 211, 5th Year/5th with Titans, Indiana  
[Click for complete bio](#)



Wide receiver **Nick Westbrook-Ikhine** is in his fifth NFL season in 2024. He was originally signed by the Titans as a rookie free agent on May 7, 2020.

During his first four seasons in the NFL, no player appeared in more games in a Titans uniform than Westbrook-Ikhine, who logged 61 games in that stretch with 30 starts. He totaled 94 receptions for 1,276 yards and 10 touchdowns.

From the beginning of his second year in the NFL (2021) through 2023, Westbrook-Ikhine led the Titans in receptions (91), receiving yards (1,243), touchdown catches (10) and receptions for first downs (59).

The 2023 campaign was the third consecutive season for Westbrook-Ikhine with at least 25 receptions, 370 receiving yards and three touchdowns. He registered 28 catches for 370 yards and three scores in 14 games (nine starts) before finishing the season on injured reserve.

In 2022, Westbrook-Ikhine appeared in all 17 games with a career-high 13 starts. He posted 25 catches for 397 yards and three touchdowns.

In 2021, he played in 16 games with seven starts. He ranked second on the team and set career highs with 38 receptions, 476 receiving yards and four touchdown catches, and he added three tackles on special teams. Westbrook-Ikhine was named the team's 2021 recipient of the Ed Block Courage Award.

As a rookie in 2020, he appeared in 14 games with one start and totaled three receptions for 33 yards, two special teams tackles and one reception for a two-point conversion. In one playoff game, he registered two catches for 17 yards and a special teams tackle.

A native of Lake Mary, Fla., he appeared in 52 games with 36 starts at Indiana University, where he totaled 144 receptions for 2,226 yards with 16 touchdowns over four seasons. He ranked sixth in school history in catches, seventh in yardage and touchdowns, and tied for seventh in 100-yard receiving games (six). He became the seventh Hoosier to reach 125 receptions and 2,000 yards. As a senior in 2019, he caught 42 passes for 572 yards and five touchdowns.

#### 2024 Game Notes:

➤ **At Chicago (9/8)**, led the team and set a career high with two special



teams tackles.

➤ **Against Indianapolis (10/13)**, caught a nine-yard touchdown pass from Will Levis in the first quarter. He notched his 11th career touchdown reception on his first catch of 2024.

➤ **At Buffalo (10/20)**, totaled two receptions for 10 yards and a touchdown. In the second quarter, he caught a four-yard touchdown pass from Mason Rudolph, giving him his second touchdown reception of 2024 and his 12th career touchdown grab. It was the first time in his career he recorded a touchdown reception in consecutive games.

➤ **At Detroit (10/27)**, totaled 39 yards and a touchdown on a pair of receptions. In the second quarter, he caught a five-yard touchdown pass from Mason Rudolph, and later in the second quarter, he added a 34-yard grab. He extended his career-long streak to three consecutive games with a touchdown reception, becoming the first Titans player to do so since A.J. Brown in 2020 (five consecutive games). He secured his fourth consecutive season with three or more touchdown receptions.

➤ **Against New England (11/3)**, tied for the team lead with five receptions, totaling 50 yards and a touchdown. It was his fourth career game with five or more receptions. In the third quarter, he converted a third-and-10 with a 13-yard grab, and in the fourth quarter, he caught a six-yard touchdown pass from Mason Rudolph on third-and-goal to give the Titans a 17-10 lead. He logged his fourth consecutive game with a touchdown reception, marking the 14th occasion in franchise history that a player achieved the feat. The most recent player to do so was A.J. Brown (five-game streak) in 2020. Westbrook-Ikhine also became the fourth undrafted player in the franchise's "Titans era" (1999 to present) to produce 100 career receptions for the team (104), joining wide receivers Nate Washington (307 receptions with the Titans) and Drew Bennett (273) and tight end Anthony Firkser (106). Westbrook-Ikhine joined Bennett as the only members of the group who initially entered the NFL with the Titans. His four touchdown receptions in 2024 matched his career high (four in 2021) and increased his career total to 14 touchdown catches.

➤ **At the Los Angeles Chargers (11/10)**, totaled 31 yards on three receptions.

➤ **Against Minnesota (11/17)**, led the offense with 117 yards on two receptions, including a touchdown. His yardage total ranked second in his career. In the third quarter, he caught a 98-yard touchdown pass from Will Levis. The play tied for the longest reception in franchise history, matching Willard Dewveall's 98-yard touchdown reception on a pass from Jacky Lee against San Diego on Nov. 25, 1962. It tied Dewveall's catch for the second-longest play from scrimmage in franchise history behind Derrick Henry's 99-yard touchdown run against Jacksonville on Dec. 6, 2018. His 98-yard reception was the longest in the NFL in 2024 (through Nov. 17) and the league's longest reception since Gabe Davis' 98-yard touchdown reception for Buffalo against Pittsburgh on Oct. 9, 2022. It was the 25th reception in NFL history of either 98 yards (12 times) or 99 yards (13). He





registered his third career 100-yard game. Additionally, he set a career high with his fifth touchdown reception of the season, beating his previous high of four touchdown grabs in 2021.

➤ **At Houston (11/24)**, totaled 48 yards and a touchdown on a pair of receptions. In the first quarter, he hauled in a 38-yard touchdown pass from Will Levis to register his sixth touchdown reception in a seven-game stretch. He became the team's first player to register a touchdown catch in six or more games in a season since A.J. Brown (10) and Jonnu Smith (six) accomplished the feat in 2020. His six touchdown receptions from Week 6 to Week 12 ranked third in the NFL.

➤ **At Washington (12/1)**, recorded a team-high 61 yards on three receptions, including a pair of touchdowns. In the second quarter, he caught a 27-yard touchdown pass from Will Levis, and the duo connected again in the fourth quarter for a 17-yard touchdown. Westbrook-Ikhine produced his seventh and eighth touchdown receptions in an eight-game span. It was his second career game with two touchdown receptions, matching the career high he set against the Denver Broncos on Nov. 13, 2022. He became the team's first player with eight receiving touchdowns over an eight-game span since A.J. Brown from Oct. 13 to Nov. 29, 2020, and he also became the team's first player to register a touchdown catch in seven or more games in a season since Brown (10) accomplished the feat in 2020. It was his third consecutive game with at least one touchdown catch. He was the team's first player with eight touchdown catches in a season since A.J. Brown (11) and Jonnu Smith (eight) achieved the feat in 2020.

➤ **Against Jacksonville (12/8)**, hauled in a 19-yard pass in the third quarter.

➤ **Against Cincinnati (12/15)**, totaled nine yards on a pair of receptions.

➤ **At Indianapolis (12/22)**, totaled 17 yards and a touchdown on two receptions. In the fourth quarter, he caught a six-yard touchdown pass from Mason Rudolph for his ninth touchdown reception of 2024 and his 19th career touchdown reception. His nine touchdown receptions in 2024 put him in a tie for the 10th-best total in franchise history. His nine touchdowns came in an 11-game span. Westbrook-Ikhine became the team's first player to register a touchdown catch in eight or more games in a season since A.J. Brown (10) accomplished the feat in 2020.

➤ **At Jacksonville (12/29)**, totaled 37 yards on three receptions. In the third quarter, he caught an 18-yard pass from Mason Rudolph to convert a third down.

#### Westbrook-Ikhine's Career Regular Season Statistics:

Year	Team	GP	GS	Rec	Yds	Avg	Lg	TD
2020	Ten	14	1	3	33	11.0	19	0
2021	Ten	16	7	38	476	12.5	46	4
2022	Ten	17	13	25	397	15.9	63t	3
2023	Ten	14	9	28	370	13.2	33t	3
2024	Ten	16	8	28	447	16.0	98t	9
<b>Totals</b>		<b>77</b>	<b>38</b>	<b>122</b>	<b>1,723</b>	<b>14.1</b>	<b>98t</b>	<b>19</b>

#### Westbrook-Ikhine's Career Postseason Statistics:

Year	Team	GP	GS	Rec	Yds	Avg	Lg	TD
2020	Ten	1	0	2	17	8.5	12	0
2021	Ten	1	0	0	0	-	0	0
<b>Totals</b>		<b>2</b>	<b>0</b>	<b>2</b>	<b>17</b>	<b>8.5</b>	<b>12</b>	<b>0</b>

#### Westbrook-Ikhine's Regular Season Single-Game Highs:

**Receptions** - 7 vs. Houston (11/21/21)

**Receiving Yards** - 119 vs. Denver (11/13/22)

**Long Reception** - 98t vs. Minnesota (11/17/24)

**Receiving Touchdowns** - 2 (twice, last at Washington, 12/1/24)

#### Westbrook-Ikhine's Postseason Single-Game Highs:

**Receptions** - 2 vs. Baltimore (1/10/21)

**Receiving Yards** - 17 vs. Baltimore (1/10/21)

**Long Reception** - 12 vs. Baltimore (1/10/21)

## RECEIVING TDs IN 2024

Titans wide receiver **Nick Westbrook-Ikhine** has recorded a career high in touchdown receptions this season and ranks among the league leaders.

#### Most touchdown receptions in 2024:

Player	Team	Receiving TDs
1. Ja'Marr Chase	Cincinnati Bengals	16
2. Terry McLaurin	Washington Commanders	12
3. Mike Evans	Tampa Bay Buccaneers	11
Amon-Ra St. Brown	Detroit Lions	11
5. Mark Andrews	Baltimore Ravens	10
Justin Jefferson	Minnesota Vikings	10
Tee Higgins	Cincinnati Bengals	10
Brian Thomas Jr.	Jacksonville Jaguars	10
9. <b>Nick Westbrook-Ikhine</b>	<b>Tennessee Titans</b>	<b>9</b>
Jordan Addison	Minnesota Vikings	9

## TITANS RECEIVING, 2021-2023

Titans wide receiver **Nick Westbrook-Ikhine** totaled 91 receptions for 1,243 yards and 10 touchdowns from the beginning of his second NFL season in 2021 through the 2023 campaign. All three statistics led the team during that three-year span.

#### Most receptions by a Titans player from 2021 to 2023:

Player	Pos	Games	Rec	Yards	TD
1. <b>Nick Westbrook-Ikhine*</b>	<b>WR</b>	<b>47</b>	<b>91</b>	<b>1,243</b>	<b>10</b>
2. Chig Okonkwo	TE	34	86	978	4
3. Derrick Henry	RB	41	79	766	0
4. DeAndre Hopkins	WR	17	75	1,057	7
5. A.J. Brown	WR	13	63	869	5
6. Robert Woods	WR	17	53	527	2
7. Tyjae Spears	RB	17	52	385	1
8. Treylon Burks	WR	22	49	665	1
9. Geoff Swaim	TE	33	43	268	4
10. Austin Hooper	TE	17	41	444	2

\* Also led the team in receiving yards and touchdown catches.



## MORE TITANS WIDE RECEIVERS

### 14 - WR COLTON DOWELL

6-3, 312, 2nd Year, Tennessee-Martin

➤ The Titans selected Colton Dowell with the 228th overall pick in the seventh round of the 2023 NFL Draft.

➤ As a rookie in 2023, Dowell appeared in 10 games with one start. He primarily saw action on special teams and totaled three special teams tackles. He added one reception for three yards. He was placed on injured reserve on Jan. 6, 2024 after suffering a knee injury at Houston on Dec. 31, 2023.

➤ During six seasons at Tennessee-Martin, Dowell appeared in 47 games with 34 starts and recorded 177 receptions for 2,796 yards and 19 touchdowns. He established a new UT-Martin record for career receiving yardage and also registered 11 career 100-yard receiving performances.

➤ He earned first-team All-OVC honors in 2020 and 2022 and second-team All-OVC honors in 2019 and 2021.

➤ As a graduate in 2022, he started all 11 games for the Skyhawks at wide receiver and tallied 67 receptions for 1,036 yards and six touchdowns to lead the team to an OVC Championship. He became the fourth player in program history to eclipse 1,000 receiving yards in a season, averaging 15.5 yards per reception and 94.7 all-purpose yards per game. Within the conference, he finished in the top five in receptions (second), receiving yards (second), receiving yards per game (second) and touchdowns (fourth). Among all FCS players, he ranked ninth in receiving yards per game, 13th in receiving yards and 19th in receptions per game.

➤ As a senior in 2021, he started six games for the Skyhawks before suffering a season-ending injury. His totals included 22 receptions for 398 yards and two touchdowns.

➤ He is a native of Lebanon, Tenn.



#### 2024 Game Notes:

➤ Placed on reserve/physically unable to perform on Aug. 27, 2024.

### 19 - WR JHA'QUAN JACKSON

5-9, 188, Rookie, Tulane

➤ Jha'Quan Jackson was selected by the Titans in the sixth round (182nd overall) of the 2024 NFL Draft.

➤ Jackson played five seasons at Tulane, appearing in 55 games and recording 109 receptions for 1,743 yards with 17 touchdowns. He returned 60 punts for 677 yards (11.3 avg.) and a score, and he added 36 kickoff returns for 772 yards (21.4 avg.).

➤ As a graduate in 2023, Jackson finished the season with 26 catches for 439 yards and four touchdown catches. He earned an All-AAC third team at punt returner after bringing back nine punts for 110 yards with a long return of 36 yards. He ranked seventh in the league in yards per reception (16.88).

➤ As a senior in 2022, he appeared in all 14 games with nine starts at wide receiver and caught 33 passes for 554 yards and three touchdowns. He also returned 21 punts for 213 yards and a touchdown and was named second team All-AAC as a returner. His 886 all-purpose yards (554 receiving, 111 punt, eight rush and 213 kick) were the third-most on the team.

➤ His uncle is NFL Hall of Fame safety Ed Reed, and he was the college roommate of Titans running back Tyjae Spears.

➤ He is a native of Luling, La.



#### 2024 Game Notes:

➤ **At Chicago (9/8)**, handled all of the team's kickoff returns and punt returns in his NFL debut. He averaged 7.5 yards on four punt returns (long of 12) and averaged 25.4 yards on five kickoff returns (long of 30).

➤ **Against New England (11/3)**, he gained eight yards on his first career reception in the second quarter. He added 47 yards on a pair of kickoff returns and seven yards on a punt return.

➤ **Against Minnesota (11/17)**, totaled 26 yards on a pair of punt returns. In the fourth quarter, he returned a punt 20 yards to register his longest punt return through 10 NFL games.

### 12 - WR MASON KINSEY

5-11, 200, 2nd Year, Berry College

➤ Mason Kinsey initially signed with the Titans as a rookie free agent following the 2020 NFL Draft before spending time on the Patriots' practice squad and returning to Tennessee during the 2021 offseason.

➤ In 2023, played in six games and returned 11 punts for 100 total yards. Added a catch on offense for six yards.

➤ In 2022, he spent the entire season with the Titans on the practice squad. He appeared in two games, totaling one reception for three yards and two punt returns for no yards.

➤ A native of Demorest, Ga., he appeared in 43 games with 35 starts over four seasons at Berry College (2016-19). Totaled 203 receptions for 3,343 yards and 50 touchdowns, all of which rank first in program history. His career receiving yardage and touchdowns set Southern Athletic Association records.

➤ As a senior (2019), he started all 11 games and caught 65 passes for 1,221 yards and 16 touchdowns. Returned 13 kicks for 375 yards and one touchdown and returned 17 punts for 181 yards. Earned All-SAA first team recognition.



### 80 - WR BRYCE OLIVER

6-1, 214, Rookie, Youngstown State

➤ Bryce Oliver was signed by the Titans as a rookie free agent following the 2024 NFL Draft.

➤ Oliver appeared in 33 games over three seasons at Youngstown State (2021-23), where he caught 147 balls for 2,065 yards and 26 touchdowns.

➤ Transferred to Youngstown State after three seasons at Kentucky (2018-20), where he played in 20 games and compiled eight receptions for 125 yards and one score.

➤ He broke the YSU record for career receiving touchdowns (26) after having at least eight scores in each of his three seasons at the school.

➤ Attended Dillard (Fla.) High, where he was a dual-sport athlete, also playing basketball.

➤ Oliver is a native of Fort Lauderdale, Fla.



#### 2024 Game Notes:

➤ **Against New England (11/3)**, recorded a start in his first career NFL game.

➤ **At the Los Angeles Chargers (11/10)**, registered the first two receptions of his career for a total of 23 yards. He recorded 19 yards and a first down on his first career catch in the fourth quarter.

➤ **Against Minnesota (11/17)**, converted a third-and-11 with a 33-yard catch on the final play of the third quarter.

➤ **Against Jacksonville (12/8)**, recorded a 16-yard reception in the second quarter.







# TITANS OFFENSIVE LINEMEN

## CENTERS

No.	Name	Ht	Wt	Exp	College
60	Brunskill, Daniel	6-5	300	6	San Diego State
79	Cushenberry III, Lloyd (IR)	6-4	315	5	Louisiana State
62	Levin, Corey	6-4	307	6	Chattanooga

## GUARDS

No.	Name	Ht	Wt	Exp	College
66	Bruss, Logan	6-5	317	2	Wisconsin
64	Hambright, Arlington	6-5	300	3	Colorado
75	Radunz, Dillon	6-6	301	4	North Dakota State
76	Rupcich, Andrew (IR)	6-6	318	1	Culver-Stockton
77	Skoronski, Peter	6-4	313	2	Northwestern

## TACKLES

No.	Name	Ht	Wt	Exp	College
71	Duncan, Jaelyn	6-6	306	2	Maryland
55	Latham, JC	6-6	342	R	Alabama
61	Ojukwu, John	6-5	309	1	Boise State
78	Petit-Frere, Nicholas	6-5	316	3	Ohio State

## #60 • OL DANIEL BRUNSKILL

6-5, 300, 6th Year/2nd with Titans, San Diego State  
[Click for complete bio](#)

Daniel Brunskill is in his sixth NFL season and his second campaign with the Titans in 2024. He was signed as an unrestricted free agent on March 20, 2023.

In his first season in Tennessee, Brunskill started 14 games at right guard. He helped running back **Derrick Henry** finish second in the NFL with 1,167 rushing yards.

Brunskill joined the Titans after spending four seasons (2019-22) with the San Francisco 49ers. In San Francisco, he appeared in 61 games and totaled 42 starts, including starts at every offensive line position: one at left tackle, one at left guard, eight at center, 28 at right guard and four at right tackle. During his four years with San Francisco, the 49ers ranked fifth in the NFL in rushing yards (8,772) and third in rushing touchdowns (84).

Brunskill also arrived in Tennessee with nine games of postseason experience, including a Super Bowl appearance during the 2019 season.

In 2022, Brunskill played in 14 contests with one start at left guard and one start at right guard. He contributed to an offense that ranked fifth in the league in total yards and sixth in scoring.

In 2021, he recorded a career-high 17 starts, all at right guard.

In 2017, Brunskill entered the NFL as an undrafted college free agent with the Atlanta Falcons. He spent two years on Atlanta's practice squad before signing with San Francisco in 2019.

The Valley Center, Calif., native played four seasons at San Diego State University (2013-16), where he appeared in 54 games with 32 starts. He switched from tight end to offensive line prior to his senior season and finished his college career with 15 receptions for 143 yards and three touchdowns.

### Brunskill's Career Regular Season Games Played/Games Started:

Year	Team	GP	GS	Starts by Position
2019	SF	14	7	RT-4, RG-2, LT-1
2020	SF	16	16	RG-8, C-8
2021	SF	17	17	RG-17
2022	SF	14	2	RG-1, LG-1
2023	Ten	14	14	RG-14
2024	Ten	16	9	C-7, RG-2
<b>NFL Totals</b>		<b>91</b>	<b>65</b>	<b>RG-44, C-15, RT-4, LG-1, LT-1</b>



### Brunskill's Career Postseason Games Played/Games Started:

Year	Team	GP	GS	Starts by Position
2019	SF	3	0	
2021	SF	3	3	RG-3
2022	SF	3	0	
<b>Playoff Totals</b>		<b>9</b>	<b>3</b>	<b>RG-3</b>

## #79 • C LLOYD CUSHENBERRY III


6-4, 315, 5th Year/1st with Titans, Louisiana State  
[Click for complete bio](#)

Lloyd Cushenberry III is in his fifth NFL season and his first campaign with the Titans in 2024. He was signed by the Titans as an unrestricted free agent on March 14, 2014.

Prior to arriving in Tennessee, Cushenberry played his first four NFL seasons with the Denver Broncos after the team selected him in the third round (83rd overall) of the 2020 NFL Draft.

He started at center in all 57 games in which he appeared during his time in Denver, beginning with starts in all 16 games as a rookie. In 2021, he started 16 games, followed by eight starts in 2022 and 17 starts in 2023.

A native of Carville, La., Cushenberry played four seasons at Louisiana State (2016-19), starting in 28 of his 39 total games played. He was a member of the Tigers' 15-0 national championship season in 2019.



### 2024 Notes:

- Placed on injured reserve on Nov. 6, 2024.

### Cushenberry's Career Regular Season Games Played/Games Started:

Year	Team	GP	GS	Starts by Position
2020	Den	16	16	C-16
2021	Den	16	16	C-16
2022	Den	8	8	C-8
2023	Den	17	17	C-17
2024	Ten	8	8	C-8
<b>NFL Totals</b>		<b>65</b>	<b>65</b>	<b>C-65</b>

## #55 • T JC LATHAM

6-6, 342, Rookie, Alabama  
[Click for complete bio](#)

JC Latham was drafted by the Titans with the seventh overall pick in the first round of the 2024 NFL Draft.

Latham spent three seasons at the University of Alabama, where he appeared in 41 total games, including 27 consecutive starts at right tackle to conclude his collegiate career. He was credited with allowing only four sacks during his time with the Tide.

As a junior in 2023, Latham was a second-team All-American and a first-team All-SEC selection at right tackle. He recorded 41 knockdown blocks and allowed only two sacks.

A native of Oak Creek, Wis., Latham attended IMG Academy for the final two years of high school. He began his high school career as a defensive lineman before finishing as one of the nation's top left tackle prospects.



### Latham's 2024/Career Regular Season Games Played/Games Started:

Year	Team	GP	GS	Starts by Position
2024	Ten	16	16	LT-16

### Latham's College Games Played/Games Started:

Year	Team	GP	GS	Starts by Position
2021	Alabama	14	0	
2022	Alabama	13	13	RT-13
2023	Alabama	14	14	RT-14
<b>College Totals</b>		<b>41</b>	<b>27</b>	<b>RT-27</b>



## #78 • T NICHOLAS PETIT-FRERE

6-5, 316, 3rd Year/3rd with Titans, Ohio State

[Click for complete bio](#)

**Nicholas Petit-Frere** (pronounced "puh-TEET FRAIR") is in his third NFL season in 2024. He was selected by the Titans with the 69th overall pick in the third round of the 2022 NFL Draft.

In 2023, Petit-Frere was limited to three games and two starts. He started one game at right tackle and one contest at left tackle before he was placed on injured reserve on Nov. 11.

As a rookie, Petit-Frere started 16 games at right tackle. He joined **Michael Roos** (2005), **Chance Warmack** (2013) and **Jack Conklin** (2016) as the only offensive linemen in the franchise's "Titans era" (1999–present) to start at least 16 games as a rookie. Petit-Frere helped running back **Derrick Henry** rush for 1,538 yards, which ranked second in the NFL.

In four seasons at Ohio State, Petit-Frere saw action in 35 career games with 20 starts. He was a member of three consecutive Big Ten Conference championship teams (2018-20) and was a part of two Ohio State teams that qualified for the College Football Playoffs (2019-2020).

As a junior in 2021, he was named first team All-Big Ten by both the coaches and media after starting all 12 games at left tackle, helping Ohio State lead the nation in total offense and scoring offense. He added first-team All-American honors by the Football Writers Association of America and CBS Sports.

As a sophomore in 2020, he received second-team All-Big Ten honors after starting seven games at right tackle for the eighth-ranked rushing attack in the country. He was an Academic All-Big Ten selection.

Petit-Frere is a native of Tampa, Fla.



## #77 • G PETER SKORONSKI

6-4, 313, 2nd Year/2nd with Titans, Northwestern

[Click for complete bio](#)

**Peter Skoronski** was selected by the Titans with the 11th overall pick in the first round of the 2023 NFL Draft.

As a rookie in 2023, Skoronski started 14 games at left guard and helped running back **Derrick Henry** finish second in the NFL with 1,167 rushing yards. He was one of nine NFL rookie offensive linemen

in 2023 to register 14 or more starts, and he joined **Nicholas Petit-Frere** (2022), **Jack Conklin** (2016), **Chance Warmack** (2013), **Michael Roos** (2005) and **Jacob Bell** (2004) as the only rookie offensive linemen to record at least 14 starts for the franchise during its "Titans era" (1999–present).

During a three-year career at Northwestern University, Skoronski started all 33 games at left tackle without missing a game. He earned second-team All-Big Ten honors as a freshman and first-team recognition in each of the next two seasons. He became the first offensive lineman in program history to earn two All-Big Ten first-team awards.

As a junior in 2022, he was named the Rimington-Pace Big Ten Offensive Lineman of the Year—the first ever by a Northwestern lineman—after starting all 12 games at left tackle. He was the first player in school history to become a unanimous first-team All-American and was named first-team All-Big Ten by coaches and media. He finished as a finalist for the 2022 Outland Trophy.

When the Titans drafted Skoronski, he became Northwestern's highest draft selection since guard **Chris Hinton** went to Denver with the fourth pick in 1983, and he was the 11th player in program history to be picked in the first round.

His grandfather, **Bob Skoronski Sr.**, was a left tackle for the Green Bay Packers, playing nine total seasons with the franchise. He was a permanent offensive captain for the Packers under **Vince Lombardi** and played on five NFL championship teams. In 1976, he was inducted into the Packers Hall of Fame. **Bob Skoronski Jr.**, Peter's father, was an All-Ivy League football player at Yale.

Peter Skoronski attended Maine South High School in Park Ridge, Ill.



### Petit-Frere's Career Regular Season Games Played/Games Started:

Year	Team	GP	GS	Starts by Position
2022	Ten	16	16	RT-16
2023	Ten	3	2	RT-1, LT-1
2024	Ten	14	10	RT-10
<b>NFL Totals</b>		<b>33</b>	<b>28</b>	<b>RT-27, LT-1</b>

## #75 • G DILLON RADUNZ

6-6, 301, 4th Year/4th with Titans, North Dakota State

[Click for complete bio](#)

**Dillon Radunz** (pronounced "RAY-dinz") is in his fourth NFL season in 2024. He was selected by the Titans with the 53rd overall pick in the second round of the 2021 NFL Draft.

In 2023, he returned from a season-ending knee injury during the previous season to record career highs with 16 games played and 11 starts. He logged starts at four different offensive line positions: seven starts at right tackle, two starts at left guard, one start at left tackle and one start at right guard. Radunz was voted by his teammates as the Ed Block Courage Award winner for the Titans in 2023.

In 2022, he appeared in 11 games, including four starts. He started two games at left guard and two games at right guard. His season came to an end on Dec. 21 when he was placed on injured reserve.

As a rookie in 2021, he appeared in 12 games with one start at left tackle.

A native of Becker, Minn., Radunz declared for the NFL Draft after North Dakota State's lone fall game his senior season, choosing to forego the Bisons' spring football schedule.

He started 32 collegiate games—all at left tackle—at NDSU and was a member of four Missouri Valley Football Conference championship teams and three NCAA Division I football national championships.



### Skoronski's Career Regular Season Games Played/Games Started:

Year	Team	GP	GS	Starts by Position
2023	Ten	14	14	LG-14
2024	Ten	16	16	LG-16
<b>Totals</b>		<b>30</b>	<b>30</b>	<b>LG-30</b>

### Radunz's Career Regular Season Games Played/Games Started:

Year	Team	GP	GS	Starts by Position
2021	Ten	12	1	LT-1
2022	Ten	11	4	RG-2, LG-2
2023	Ten	16	11	RT-7, LG-2, RG-1, LT-1
2024	Ten	14	14	RG-14
<b>NFL Totals</b>		<b>53</b>	<b>30</b>	<b>RG-17, RT-7, LG-4, LT-2</b>





## MORE TITANS OFFENSIVE LINEMEN

### **66 - G LOGAN BRUSS**

**6-5, 317, 2nd Year/1st with Titans, Wisconsin**

- Logan Bruss was claimed by the Titans off waivers from the Los Angeles Rams on Nov. 12, 2024.
- Bruss was selected by the Rams in the third round (104th overall) of the 2022 NFL Draft.
- Prior to joining the Titans, he appeared in eight games with three starts at left guard for the Rams in 2024.
- He spent his rookie season on injured reserve and the 2023 campaign on the Rams practice squad.
- During a 41-game career at the University of Wisconsin, he registered 34 starts, including 25 starts at right tackle and six starts at right guard.
- He earned second-team All-Big Ten as a senior.
- He is a native of Kimberly, Wis.

#### **2024 Notes:**

- Placed on injured reserve on Dec. 7, 2024.



### **71 - OL JAE LYN DUNCAN**

**6-6, 306, 2nd Year/2nd with Titans, Maryland**

- Jaelyn Duncan was selected by the Tennessee Titans in the sixth round (186th overall) of the 2023 NFL Draft.
- As a rookie in 2023, Duncan saw action in 10 games and registered five starts at left tackle.
- In five seasons at Maryland (2018-22), Duncan appeared in 42 games with 39 starts. A four-year starter on the offensive line, he won the starting left tackle position one game into his redshirt freshman campaign and went on to earn All-Big Ten honorable mention three times during his career (2020-22).
- As a senior in 2022, he played and started in 12 games at left tackle. He blocked for a Maryland passing offense that ranked third in the Big Ten in 2022 by averaging 259.8 yards per game through the air. Following the season, he was named honorable mention All-Big Ten and selected to participate in the Reese's Senior Bowl.
- As a junior in 2021, Duncan appeared in all 13 games with 11 starts at left tackle. He was part of an offense that set a program record for most passing yards in a season with 3,960, protecting quarterback Taulia Tagovailoa, who broke program records in passing yards (3,860), passing touchdowns (26), completions (328), completion percentage (69.2%) and 300-yard passing games (seven). Duncan was named honorable mention All-Big Ten.
- Duncan is a native of New Carrollton, Md.

#### **2024 Notes:**

- Placed on injured reserve on Oct. 26, 2024.
- Activated from injured reserve on Dec. 23, 2024.



### **64 - G ARLINGTON HAMBRIGHT**

**6-5, 300, 3rd Year/1st with Titans, Colorado**

- Arlington Hambright signed to the Titans practice squad on Oct. 29, 2024 and was promoted to the 53-man roster on Dec. 28, 2024.
- Prior to arriving in Tennessee, Hambright appeared in 11 games with one start in his career. After being drafted by the Bears in the seventh round (226th overall) of the 2020 NFL Draft, he spent time with New England (2022) and Indianapolis (2023-24), where he started two games last season.
- Played his final college season at Colorado in 2019 after transferring from Oklahoma State (2017-18) and Garden City Community College (2015-16).
- Hambright is a native of Ypsilanti, Mich.



### **62 - C/G COREY LEVIN**

**6-4, 307, 6th year, Chattanooga**

- Corey Levin was originally selected by the Titans in the sixth round (217th overall) of the 2017 NFL Draft.
- After appearing in 16 games for the Titans in 2023, Levin was re-signed as a free agent during training camp in 2024.
- In 2022, he appeared in all 17 games, including starts at center in the final three games of the season.
- He played in 16 games during his previous stint with the Titans (2017-18) before spending time with Denver and Chicago in 2019 and New England in 2020. He signed with the Jets during the 2021 offseason and was there through the 2021 preseason. He was claimed by the Titans off waivers from the Jets on Sept. 1, 2021.
- In 2018, he appeared in all 16 games for the Titans with one start (Oct. 21 vs. the Chargers in London).
- As a rookie in 2017, Levin spent the entire season on the 53-man roster but did not see game action. He was inactive 14 times and did not play in two other contests.
- A native of Dacula, Ga., he appeared in 52 career games with 51 starts at Chattanooga, 45 of which were consecutive. He developed versatility over his four-year collegiate career, making starts at left guard, and both tackle spots.



### **61 - OL JOHN OJUKWU**

**6-5, 309, 1st Year/1st with Titans, Boise State**

- John Ojukwu (last name pronounced "oh-JOO-koo") was signed by the Titans as a rookie free agent on May 12, 2023.
- As a rookie in 2023, he spent the beginning of the campaign on the practice squad before being promoted to the 53-man roster in Week 16. He appeared in three games, logging three starts as a jumbo tight end.
- In six seasons at Boise State (2017-22), he played in 56 games with 51 starts. He made 18 starts as a right tackle during his first two seasons and then transitioned to left tackle and started in all 33 games he played in his final three seasons. He ended his career with 43 consecutive starts.
- As a graduate in 2022, he was the only Bronco to start all 14 games on offense. He did not allow a sack and did not commit a false start or a holding penalty. He was a team captain and was named to the All-Mountain West first team.
- As a senior in 2021, he started all 12 games at left tackle and was named to the All-Mountain West first team.
- He is a native of Boise, Idaho.




### **76 - OL ANDREW RUPCICH**

**6-6, 318, 1st Year/1st with Titans, Culver-Stockton**

- Andrew Rupcich (last name pronounced "RUPP-sitch") was signed by the Titans as a rookie free agent on May 13, 2022.
- In 2023, he spent the majority of the campaign on the practice squad before finishing the season on the 53-man roster. He appeared in five games and notched two starts at right guard.
- In 2022, he spent all 17 games on the Titans practice squad. He spent most of the 2023 campaign on the practice squad prior to being promoted to the 53-man roster in Week 16.
- During his college career, Rupcich appeared in 48 games, registering 48 consecutive starts at left tackle. He became the first three-time All-American at the same position in the NAIA.
- As a fifth-year senior in 2021, he started all 11 games at left tackle and earned first-team All-American honors from the Associated Press, NAIA, and the American Football Coaches Association.
- He is a native of Wonder Lake, Ill.

#### **2024 Notes:**

- Placed on injured reserve on Nov. 2, 2024.





# TITANS DEFENSIVE LINEMEN

No.	Name	Ht	Wt	Exp	College
91	Coburn, Keondre	6-2	332	2	Texas
90	Davidson, Marlon (IR)	6-3	303	4	Auburn
69	Joseph-Day, Sebastian	6-4	310	6	Rutgers
97	Lynch, James	6-4	295	5	Baylor
96	McLendon Jr., TK (IR)	6-4	275	2	Eastern Kentucky
98	Simmons, Jeffery	6-4	305	6	Mississippi State
93	Sweat, T'Vondre	6-4	366	R	Texas

## #69 • DE SEBASTIAN JOSEPH-DAY

6-4, 310, 6th Year/1st with Titans, Rutgers

[Click for complete bio](#)



Defensive lineman **Sebastian Joseph-Day** is in his sixth NFL season and his first season with the Titans in 2024. He was signed by the Titans as an unrestricted free agent on March 20, 2024.

Prior to arriving in Tennessee, Joseph-Day totaled 71 games played and 68 starts for the Los Angeles Rams (2018-21), Los Angeles Chargers (2022-23) and San Francisco 49ers (2023). His statistical totals during that time included 230 tackles, 11 sacks, one interception, five passes defended, two forced fumbles and one fumble recovery.

In 2023, Joseph-Day started the first 14 games of the season with the Chargers and collected 32 tackles, three sacks and 25 quarterback pressures. After being released by the Chargers, he was signed by the 49ers as a free agent on Dec. 27 and saw action as a reserve in the final two regular season contests, amassing five tackles. He then appeared as a reserve in all three of the 49ers' postseason contests and registered three tackles, including a tackle in Super Bowl LVIII.

Joseph-Day originally entered the NFL as a sixth-round pick (195th overall) of the Rams in 2018. After not seeing game action his entire rookie campaign, he totaled 38 starts and six sacks over the next three seasons with the Rams, culminating with an appearance in the Rams' Super Bowl LVI victory. He then joined the Chargers during the 2022 offseason and played in 30 regular season games with the club before heading to San Francisco.

The Stroudsburg, Pa., native played five seasons at Rutgers, where he amassed 90 total tackles, 3.5 sacks, two passes defended, two forced fumbles and one fumble recovery.



### 2024 Game Notes:

- **At Chicago (9/8)**, started in his Titans debut and totaled three tackles, one sack, two quarterback pressures, two tackles for loss and one pass defended. He became the first Titans defender to reach each of those marks in a game since Denico Autry accomplished the feat against the Houston Texans on Dec. 24, 2022. Joseph-Day was credited with a 19-yard sack of Caleb Williams in the first quarter. The 19 sack yards on the play were the most yards on a single sack by a Titans player since Dec. 1, 2021, when Derick Roberson sacked Jacksonville's Trevor Lawrence for a 20-yard loss.
- **Against the N.Y. Jets (9/15)**, tallied a pair of tackles.
- **Against Green Bay (9/22)**, posted one tackle.
- **At Miami (9/30)**, tied for second on the team with six tackles, including a sack. He sacked Tyler Huntley for a 10-yard loss in the third quarter, picking up his 13th career sack.
- **Against Indianapolis (10/13)**, contributed two tackles and a quarterback pressure.
- **At Buffalo (10/20)**, recorded one tackle and two quarterback pressures.
- **At Detroit (10/27)**, posted four tackles and a quarterback pressure.
- **Against New England (11/3)**, totaled two tackles, including a half sack, and added three quarterback pressures. In the third quarter, he combined with Jack Gibbens to sack Drake Maye for a seven-yard loss. The play gave him 2.5 sacks in 2024 and 13.5 sacks in his career.
- **At the Los Angeles Chargers (11/10)**, credited with three tackles.
- **Against Minnesota (11/17)**, posted a tackle.
- **At Houston (11/24)**, totaled a pair of tackles and a quarterback pressure.
- **At Washington (12/1)**, totaled three tackles and a quarterback pressure.
- **Against Jacksonville (12/8)**, posted five tackles.
- **Against Cincinnati (12/15)**, credited with two tackles.
- **At Indianapolis (12/22)**, posted five tackles.
- **At Jacksonville (12/29)**, recorded one tackle.

### Joseph-Day's Career Regular Season Statistics:

Year	Team	GP	GS	Tackle	Sack	QBP	TFL	Int	PD	FF	FR
2018	LAR	0	0	0	0.0	0	0	0	0	0	0
2019	LAR	16	15	44	2.0	10	5	0	1	0	0
2020	LAR	16	16	55	1.0	9	1	0	3	1	0
2021	LAR	7	7	38	3.0	14	3	0	0	0	0
2022	LAC	16	16	56	2.0	19	9	1	1	1	1
2023	LAC/SF	16	14	37	3.0	25	3	0	0	0	0
2024	Ten	16	11	43	2.5	14	3	0	1	0	0
<b>Totals</b>		<b>87</b>	<b>79</b>	<b>273</b>	<b>13.5</b>	<b>91</b>	<b>24</b>	<b>1</b>	<b>6</b>	<b>2</b>	<b>1</b>

### Joseph-Day's Career Postseason Statistics:

Year	Team	GP	GS	Tackle	Sack	QBP	TFL	Int	PD	FF	FR
2018	LAR	0	0	0	0.0	0	0	0	0	0	0
2020	LAR	2	2	8	0.0	0	0	0	0	0	0
2021	LAR	1	0	0	0.0	0	0	0	0	0	0
2022	LAC	1	1	3	0.5	1	0	0	1	0	0
2023	SF	3	0	3	0.0	0	0	0	0	0	0
<b>Totals</b>		<b>7</b>	<b>3</b>	<b>14</b>	<b>0.5</b>	<b>1</b>	<b>0</b>	<b>0</b>	<b>1</b>	<b>0</b>	<b>0</b>

### Joseph-Day's Regular Season Single-Game Highs:

- Tackles** - 9 at Indianapolis (9/19/21)
- Sacks** - 1 (13 times, last at Miami, 9/30/24)
- Interceptions** - 1 at Denver (1/8/23)
- Forced Fumbles** - 1 (Twice, last vs. Kansas City, 11/20/22)
- Fumble Recoveries** - 1 at Arizona (11/27/22)
- Passes Defended** - 1 (Six times, last at Chicago, 9/8/24)


### Joseph-Day's Postseason Single-Game Highs:

- Tackles** - 6 at Green Bay (1/16/21)
- Sacks** - 0.5 at Jacksonville (1/14/23)
- Passes Defended** - 1 at Jacksonville (1/14/23)



## #98 • DT JEFFERY SIMMONS

6-4, 305, 6th Year/6th with Titans, Mississippi State  
[Click for complete bio](#)



Defensive lineman **Jeffery Simmons** is in his sixth NFL season in 2024. He was selected by the Titans in the first round (19th overall) of the 2019 NFL Draft.

During his first five seasons, Simmons appeared in 68 games with 66 starts and earned two Pro Bowl berths. The three-time team captain (2021-23) accumulated 240 tackles, 26.5 sacks, 20 passes defended, three forced fumbles and four fumble recoveries. He was third on the defense in sacks during that span behind only **Harold Landry III** (37) and **Denico Autry** (28.5).

In 2023, although he was limited to 12 games and finished the season on injured reserve, he managed to register 5.5 sacks, marking his third consecutive season to reach that number or higher. He added 44 tackles, 38 quarterback pressures, 11 tackles for loss, one forced fumble, one fumble recovery and one pass defended. For the first time in his career, he received the honor of the team's nomination for the Walter Payton NFL Man of the Year award.

In 2022, Simmons appeared in 15 games and anchored a unit that ranked first in the NFL in rushing defense (76.9 opponent rushing yards per game). En route to his second consecutive Pro Bowl appearance, he totaled 53 tackles, 7.5 sacks, 43 quarterback pressures, nine tackles for loss, one forced fumble and a career-high seven passes defended, which tied for the fourth-best mark among all NFL defensive linemen. Simmons and Arizona's **J.J. Watt** were the NFL's only players in 2022 with at least seven sacks and seven passes defended.

Before the start of the 2021 season, Simmons was named a team captain for the first time in his career, and he went on to become one of six players on the roster to start all 17 games. He was named to his first career Pro Bowl and added Associated Press second-team All-Pro honors after setting career highs in several categories, including sacks (8.5), tackles (54), quarterback pressures (58), tackles for loss (12) and passes defended (six). He led the squad in pressures and placed third in sacks. Among all defensive tackles in the NFL, his 8.5 sacks ranked sixth. In the divisional playoffs, he set a franchise postseason record with three sacks.

In 2020, Simmons appeared and started in 15 games. With three defensive fumble recoveries, he tied **Chase Young** for the most in the NFL in 2020 and was the first Titans defender with three fumble recoveries in a season since 2005, when linebacker **Brad Kassell** accomplished the feat. Simmons ranked second on the team with 19 quarterback pressures and added 49 tackles, three sacks, three tackles for loss, five passes defended and one forced fumble. In the franchise's "Titans era" (since 1999), he became the first player to post at least three fumble recoveries, three sacks



and five passes defended in the same season. He also had three tackles and a tackle for loss in one playoff contest.

Simmons began his rookie season on the non-football injury list due to a knee injury he suffered during training in February 2019. He missed the first six games of the season before joining the 53-man roster in Week 7.

His rookie totals included 40 tackles, two sacks, two tackles for loss, 14 quarterback pressures and one pass defended in nine games (seven starts). He added four tackles, three quarterback pressures and a fumble recovery in three playoff contests.

During a three-year career as a defensive tackle at Mississippi State, Simmons appeared in 38 contests with 28 starts. He finished his career ranked sixth in school history with 32.5 tackles for loss. He also tied for sixth in MSU annals with five forced fumbles and tied for fourth with three blocked kicks. His totals also included 163 tackles, seven sacks, seven passes defended and two defensive touchdowns.

He was a first-team All-SEC selection as a sophomore and junior and was one of two players in the nation to be named a Bednarik Award Semifinalist in both 2017 and 2018.

As a junior in 2018, Simmons was named second-team All-American after totaling 63 tackles, 17 tackles for loss and two sacks. His 17 tackles for loss led the team, ranked fourth in the SEC and were the third-most in single-season school history.

During his sophomore season (2017), he set a career high with five sacks and added 12 tackles for loss. With three total blocked kicks and punts, he became the first SEC player since 2004 to lead the nation in the category.

Simmons is a native of Macon, Miss.

### 2024 Game Notes:

- **At Chicago (9/8)**, registered two tackles, including a tackle for loss.
- **Against the N.Y. Jets (9/15)**, tied for third on the defense with five tackles. Late in the second quarter, he teamed with Ernest Jones IV to end a Jets drive with a two-yard tackle for loss against Breece Hall on third-and-one.
- **Against Green Bay (9/22)**, totaled five tackles, including his first sack of the season. In the second quarter, he dropped Malik Willis for a two-yard sack on a third down.
- **At Miami (9/30)**, he was inactive due to an elbow injury.
- **Against Indianapolis (10/13)**, recorded three tackles, including a tackle for loss, and tied for the team lead with three quarterback pressures.
- **At Buffalo (10/20)**, posted two tackles, two quarterback pressures and one pass defended.
- **At Detroit (10/27)**, totaled four tackles, one sack, three quarterback pressures, two tackles for loss and one forced fumble. He recorded a strip-sack in the third quarter, taking down Jared Goff and registering a forced fumble on the play (recovered by the Lions). He notched his third career strip-sack and his fourth career forced fumble.
- **Against New England (11/3)**, totaled five tackles, one sack, one fumble recovery and a team-high seven quarterback pressures. His seven quarterback pressures were his most in a game since posting seven at Washington on Oct. 9, 2022. In the second quarter, he pressured Drake Maye to help cause an interception by Amani Hooker. In the third quarter, he dropped Drake Maye for a six-yard sack to increase his season total to three sacks and his career total to 29.5 sacks. In the fourth quarter, he recorded his fifth career defensive fumble recovery (first in 2024) after Drake Maye lost the ball on a strip-sack by Arden Key. Simmons recovered the ball at New England's 26-yard line to set up a go-ahead score.
- **At the Los Angeles Chargers (11/10)**, posted five tackles, a team-high three quarterback pressures and a pass defended.
- **Against Minnesota (11/17)**, produced four tackles, one forced fumble and one fumble recovery, and he led the defense with six quarterback pressures. In the first quarter, he recovered a Vikings fumble, which led to a Titans field goal on the ensuing possession. In the third quarter, he was credited with a forced fumble against running back Aaron Jones Sr., but the ball was recovered by the Vikings. It was his fifth career forced fumble and his second forced fumble of 2024, which set a career high.
- **At Houston (11/24)**, totaled two tackles, one sack, three quarterback pressures and one pass defended. Late in the fourth quarter, he took down C.J. Stroud for a sack at Houston's one-yard line, leading to a Titans safety on the next play that helped secure the victory. He became the franchise's 10th player to reach 30 sacks since individual sacks became an official NFL statistic in 1982, as well as the organization's sixth player in its "Titans era" (1999–present) to reach 30 sacks. He secured his fourth consecutive season with at least four sacks.
- **At Washington (12/1)**, finished third on the defense and established



a career high with nine tackles. His previous career high was seven tackles, which he reached on three different occasions. He became the fifth NFL defensive lineman in 2024 with nine-plus tackles in a game, joining Carolina's A'Shawn Robinson (nine at New Orleans, Sept. 8), Cincinnati's Sam Hubbard (nine vs. Baltimore, Oct. 6), New England's Daniel Ekuale (nine vs. Miami, Oct. 6) and Tampa Bay's Vita Vea (10 at Kansas City, Nov. 4). He added a quarterback pressure.

➤ **Against Jacksonville (12/8)**, totaled five tackles, two quarterback pressures, one tackle for loss and one pass defended.

➤ **Against Cincinnati (12/15)**, tied for second on the defense with seven tackles, including a team-high two tackles for loss, and tied for the team lead with three quarterback pressures. He logged his 12th career game with two or more tackles for loss.

➤ **At Indianapolis (12/22)**, finished second on the defense and tied his career high with nine tackles, including a sack, and also led the team with three quarterback pressures. In the fourth quarter, he helped end a Colts drive with an eight-yard sack of Anthony Richardson on third down. He secured his fourth consecutive season with at least five sacks, and with 31.5 career sacks, he surpassed Curley Culp (31.0) for 13th place among the franchise's all-time sack leaders.

➤ **At Jacksonville (12/29)**, credited with five tackles and led the defense with three quarterback pressures. He registered his fifth consecutive game with at least five tackles, marking the longest such streak of his career.

#### Simmons' Career Regular Season Statistics:

Year	Team	GP	GS	Tackle	Sack	QBP	TFL	Int	PD	FF	FR
2019	Ten	9	7	40	2.0	14	2	0	1	0	0
2020	Ten	15	15	49	3.0	20	3	0	5	1	3
2021	Ten	17	17	54	8.5	58	12	0	6	0	0
2022	Ten	15	15	53	7.5	43	9	0	7	1	0
2023	Ten	12	12	44	5.5	38	11	0	1	1	1
2024	Ten	15	15	72	5.0	40	11	0	4	2	2
<b>Totals</b>		<b>83</b>	<b>81</b>	<b>312</b>	<b>31.5</b>	<b>213</b>	<b>48</b>	<b>0</b>	<b>24</b>	<b>5</b>	<b>6</b>

#### Simmons' Career Postseason Statistics:

Year	Team	GP	GS	Tackle	Sack	QBP	TFL	Int	PD	FF	FR
2019	Ten	3	0	4	0.0	3	0	0	0	0	1
2020	Ten	1	1	3	0.0	0	1	0	0	0	0
2021	Ten	1	1	8	3.0	3	3	0	0	0	0
<b>Totals</b>		<b>5</b>	<b>2</b>	<b>15</b>	<b>3.0</b>	<b>6</b>	<b>4</b>	<b>0</b>	<b>0</b>	<b>0</b>	<b>1</b>

#### Simmons' Regular Season Single-Game Highs:

**Tackles** - 9 (Twice, last at Indianapolis, 12/22/24)

**Sacks** - 3 at Los Angeles Rams (11/7/21)

**Forced Fumbles** - 1 (Five times, last vs. Minnesota, 11/17/24)

**Fumble Recoveries** - 1 (Six times, last vs. Minnesota, 11/17/24)

#### Simmons' Postseason Single-Game Highs:

**Tackles** - 8 vs. Cincinnati (1/22/22)

**Sacks** - 3 vs. Cincinnati (1/22/22)

**Forced Fumbles** - 1 (Twice, last vs. N.Y. Giants, 9/11/22)

**Fumble Recoveries** - 1 at Baltimore (1/11/20)

## SACKS BY DEFENSIVE TACKLES SINCE 2020

Since the beginning of **Jeffery Simmons'** second NFL season in 2020, he ranks in the NFL's top 10 in sacks among defensive tackles (or nose tackles).

#### Most sacks by defensive tackles (or nose tackles) from 2020 to 2024:

Defensive Tackle	Sacks
1. Chris Jones	47.5
2. DeForest Buckner	39.0
Aaron Donald	39.0
4. Quinnen Williams	36.5
5. Cameron Heyward	34.5
6. Javon Hargrave	31.0
7. <b>Jeffery Simmons</b>	<b>29.5</b>
8. Nnamdi Madubuike	28.0
9. Dexter Lawrence II	27.5
Zach Sieler	27.5

## 2019-23 TACKLES, SACKS & PASSES DEFENSED

From the time **Jeffery Simmons** entered the NFL as a first-round pick in 2019 through the end of the 2023 campaign, he was one of only four NFL players with at least 200 total tackles, 25 sacks and 20 passes defended. The rest of the group included **T.J. Watt**, **Cameron Heyward** and **Kyle Van Noy**. Simmons and Heyward were the only interior defensive linemen in the league to accomplish the feat.

#### NFL players with a minimum of 200 tackles, 25 sacks and 20 passes defended from 2019 to 2023:

Player	Team	Total Tackles	Sacks	Passes Defensed
T.J. Watt	Pittsburgh	279	76.5	35
Cameron Heyward	Pittsburgh	333	35.5	23
Kyle Van Noy	NE/Mia/LAC/Bal	267	31.5	26
<b>Jeffery Simmons</b>	<b>Tennessee</b>	<b>233</b>	<b>26.5</b>	<b>20</b>

## #93 • NT T'VONDRE SWEAT

6-4, 366, Rookie, Texas

[Click for complete bio](#)



Defensive tackle **T'Vondre Sweat** was selected by the Titans in the second round (38th overall) of the 2024 NFL Draft.

During his five-year career at the University of Texas, Sweat appeared in 62 games with 17 starts. He finished his collegiate career with 128 tackles, 17.5 tackles for loss, five sacks, 14 passes defended, one forced fumble, two fumble recoveries and one blocked extra point.

In 2023, Sweat's final collegiate campaign, he played in all 14 games with eight starts. His 45 tackles, 18 solo tackles, eight tackles for loss, two sacks, four pass breakups and one blocked kick all established career highs, and he added a two-yard touchdown reception on offense. His efforts earned him the 2023 Outland Trophy, which is presented to the nation's top interior lineman. He also garnered unanimous first-team All-American, Big 12 Defensive Player of the Year and unanimous first-team All-Big 12 honors. He was the fifth Texas defensive tackle to be a unanimous All-American.

As a senior in 2022, Sweat played in all 13 games with nine starts and established a then-career high with 30 tackles and added 2.5 tackles for loss, seven quarterback hurries and four pass breakups. He was named honorable mention All-Big 12 by the league's coaches.

He is a native of Huntsville, Texas.

#### 2024 Game Notes:

➤ **At Chicago (9/8)**, recorded a start in his first NFL game and registered two quarterback pressures.

➤ **Against Green Bay (9/22)**, tallied four tackles, which were the first four tackles of his career, and added a quarterback pressure.

➤ **At Miami (9/30)**, tied for second on the defense with six tackles, including a team-high two tackles for loss.

➤ **Against Indianapolis (10/13)**, contributed three tackles.

➤ **At Buffalo (10/20)**, posted four tackles and tied for the team high with three quarterback pressures.

➤ **At Detroit (10/27)**, registered four tackles.

➤ **Against New England (11/3)**, tallied a pair of tackles.

➤ **At the Los Angeles Chargers (11/10)**, registered three tackles.

➤ **Against Minnesota (11/17)**, generated five tackles, including a tackle for loss, and added five quarterback pressures.

➤ **At Houston (11/24)**, registered his first career sack, taking down C.J. Stroud for a nine-yard loss on third down during the fourth quarter. His totals also included two tackles and three quarterback pressures.

➤ **At Washington (12/1)**, totaled five tackles and two quarterback pressures.

➤ **Against Jacksonville (12/8)**, tallied a quarterback pressure and a pass defended.

➤ **Against Cincinnati (12/15)**, credited with three tackles, two quarterback pressures, a forced fumble and a fumble recovery. He recorded his first career forced fumble and his first career fumble recovery in the second quarter, stripping the ball from Joe Burrow and returning it 30 yards.

➤ **At Indianapolis (12/22)**, tallied a pair of tackles.

➤ **At Jacksonville (12/29)**, credited with three tackles and one quarterback pressure.



**Sweat's 2024/Career Regular Season Statistics:**

Year	Team	GP	GS	Tackle	Sack	QBP	TFL	Int	PD	FF	FR
2024	Ten	16	15	46	1.0	22	4	0	1	1	1

**Sweat's Regular Season Single-Game Highs:**

- Tackles** - 6 at Miami (9/30/24)
- Sacks** - 1 at Houston (11/24/24)
- Tackles For Loss** - 2 at Miami (9/30/24)
- Forced Fumbles** - 1 vs. Cincinnati (12/15/24)
- Fumble Recoveries** - 1 vs. Cincinnati (12/15/24)

**Sweat's College Career Statistics:**

Year	Team	GP	GS	Tackle	Sack	TFL	Int	PD	FF	FR
2019	Texas	13	0	9	1.0	1.0	0	2	0	1
2020	Texas	10	0	22	1.0	4.0	0	1	1	1
2021	Texas	12	0	22	1.0	2.0	0	3	0	0
2022	Texas	13	9	30	0.0	2.5	0	4	0	0
2023	Texas	14	8	45	2.0	8.0	0	4	0	0
<b>Totals</b>		<b>62</b>	<b>17</b>	<b>128</b>	<b>5.0</b>	<b>17.5</b>	<b>0</b>	<b>14</b>	<b>1</b>	<b>2</b>

**MORE TITANS DEFENSIVE LINEMEN**

**91 - DL KEONDRE COBURN**

6-2, 332, 2nd Year/2nd with Titans, Texas

- Signed to the Titans active roster from the Chiefs' practice squad on Dec. 13, 2023.
- In 2023, Coburn participated in four games for the Titans after appearing in one contest with the Kansas City Chiefs. He registered seven tackles for the Titans defense.
- Originally drafted by the Chiefs in the sixth round (193rd overall) of the 2023 NFL Draft.
- Saw action as a reserve in one game with the Chiefs and recorded a tackle for loss.
- Played in 51 career games with 45 starts at the University of Texas and was named second-team All-Big 12 by the league's coaches and the Associated Press in 2022.
- Native of Houston, Texas.



**2024 Game Notes:**

- **At Miami (9/30)**, registered his first career start but exited the game in the first quarter with a knee injury.

**97 - DL JAMES LYNCH**

6-4, 295, 5th Season/1st with Titans, Baylor

- James Lynch was signed to the Titans practice squad on August 29, 2024.
- Lynch was initially selected in the fourth round (130th overall) of the 2020 NFL Draft by the Minnesota Vikings. He appeared in 37 games in four seasons (2020-23) with the Vikings, racking up 53 tackles, two sacks, four tackles for loss and a fumble recovery.
- Spent the entirety of the 2023 season on injured reserve after suffering a knee injury in training camp.
- Played in 15 games in 2022, recording 20 tackles.
- Racked up 30 tackles and a sack in 2021.
- Lynch played in 38 games in three seasons at Baylor (2017-19), totaling 101 tackles, 33.5 tackles for loss and 22 sacks, including 13.5 in 2019.
- Lynch is a native of Round Rock, Texas.



**2024 Game Notes:**

- **At Jacksonville (12/29)**, helped end a Jaguars drive in the first quarter with a one-yard sack of Mac Jones. It was his first sack of 2024, which gave him three career sacks.



**TITANS INSIDE LINEBACKERS**

No.	Name	Ht	Wt	Exp	College
17	Baker, Jerome	6-2	232	7	Ohio State
45	Campbell, Chance (IR)	6-2	232	3	Mississippi
50	Gibbens, Jack (IR)	6-3	242	2	Minnesota
57	Gifford, Luke	6-3	243	6	Nebraska
51	Gray, Cedric	6-2	234	R	North Carolina
42	McMillan, Raekwon	6-2	250	8	Ohio State
56	Murray Jr., Kenneth (IR)	6-2	241	5	Oklahoma
41	Reese IV, Otis	6-3	214	2	Mississippi
54	Wallow, Garret (IR)	6-2	230	4	Texas Christian
52	Williams, James	6-4	232	R	Miami (Fla.)

**#17 • LB JEROME BAKER**

6-2, 232, 7th Year/1st with Titans, Ohio State

[Click for complete bio](#)



Linebacker **Jerome Baker** is in his seventh NFL season and his first campaign with the Titans in 2024. He was acquired in a trade with the Seattle Seahawks on Oct. 24, 2024.

After being selected by the Miami Dolphins in the third round (73rd overall) of the 2018 NFL Draft, Baker spent his first six seasons in Miami before signing with the Seahawks as a free agent in March 2024.

In his six-plus seasons prior to joining the Titans, Baker recorded 87 starts in 99 career games, missing only seven contests since entering the NFL. His totals in that span included 618 tackles, 23.5 sacks, five interceptions, two interception returns for touchdowns, 23 passes defended, 33 tackles for loss, seven forced fumbles and one fumble recovery.

In 2024, before his Week 8 arrival in Tennessee, Baker appeared and started in five games for Seattle. He accumulated 37 tackles, one sack, two passes defended, two tackles for loss, one forced fumble and one fumble recovery.

In 2021, Baker was the Dolphins' nominee for the Walter Payton NFL Man of the Year Award.

The Cleveland, Ohio, native attended Ohio State University, where he participated in 33 total games, accumulating 158 tackles, seven sacks and two interceptions. As a junior in 2017, he earned All-Big Ten honorable mention.

**2024 Game Notes:**

- **Against Minnesota (11/17)**, made his first appearance in a Titans uniform and recorded his 100th career regular season game. He contributed eight tackles and a quarterback pressure.
- **At Houston (11/24)**, tallied his first start in a Titans uniform and totaled three tackles.
- **At Washington (12/1)**, posted six tackles.
- **At Jacksonville (12/29)**, started and tied for fourth on the team with six tackles. He also registered a sack and a pass defended. In the fourth quarter, he took down Mac Jones for no gain to register his second sack of the season.

**Baker's Career Regular Season Statistics:**

Year	Team	GP	GS	Tackle	Sack	QBP	TFL	Int	PD	FF	FR
2018	Mia	16	11	76	3.0	4	4	1	3	0	0
2019	Mia	16	15	124	1.5	12	3	1	4	2	0
2020	Mia	16	11	111	7.0	14	7	0	3	2	0
2021	Mia	16	16	92	5.5	25	9	1	4	1	0
2022	Mia	17	17	100	4.0	11	6	0	4	1	0
2023	Mia	13	12	78	1.5	9	2	2	3	0	0
2024	Sea/Ten	9	8	60	2.0	6	2	0	3	1	1
<b>Totals</b>		<b>103</b>	<b>90</b>	<b>641</b>	<b>24.5</b>	<b>81</b>	<b>33</b>	<b>5</b>	<b>24</b>	<b>7</b>	<b>1</b>



**Baker's Career Postseason Statistics:**

Year	Team	GP	GS	Tackle	Sack	QBP	TFL	Int	PD	FF	FR
2022	Mia	1	1	7	1.0	3	1	0	0	0	0
<b>Totals</b>		<b>1</b>	<b>1</b>	<b>7</b>	<b>1.0</b>	<b>3</b>	<b>1</b>	<b>0</b>	<b>0</b>	<b>0</b>	<b>0</b>

**Baker's Regular Season Single-Game Highs:****Tackles** - 16 at New England (9/13/20)**Sacks** - 2.5 vs. Kansas City (12/13/20)**Interceptions** - 1 (Five times, last at N.Y. Jets, 11/24/23)**Forced Fumbles** - 1 (Seven times, last vs. N.Y. Giants, 10/6/24)**Baker's Career Postseason Single-Game Highs:****Tackles** - 7 at Buffalo (1/15/23)**Sacks** - 1 at Buffalo (1/15/23)**#50 • LB JACK GIBBENS****6-3, 242, 3rd Year/3rd with Titans, Minnesota**[Click for complete bio](#)

Linebacker **Jack Gibbens** is in his third NFL season in 2024. He was originally signed by the Titans as a rookie free agent on May 13, 2022.

In 2023, he won a starting job at inside linebacker during training camp. He appeared in 14 games with 13 starts before finishing the campaign on injured reserve. His totals included 92 tackles, which ranked second on the team, in addition to one sack, seven quarterback pressures, three tackles for loss and three passes defended. He also contributed three stops on special teams.

As a rookie in 2022, he rejoined the Titans on the practice squad after one game (Sept. 12) after being waived in the final roster cutdown. He then appeared in five games with two starts during the season and totaled 27 tackles, one interception and one special teams tackle.

Prior to reaching the NFL, he appeared in 13 games with 13 starts in one season at Minnesota (2021), totaling 92 tackles, 4.5 tackles for loss, three passes defended and one forced fumble.

The Bulverde, Texas, native transferred to Minnesota after playing four seasons at Abilene Christian (2017-20) where he saw action in 39 games and recorded 257 tackles, 22 tackles for loss, seven sacks, five interceptions, 11 passes defended, one forced fumble, three fumble recoveries and one blocked kick.

**2024 Game Notes:**

➤ **At Chicago (9/8)**, started and posted three tackles, two quarterback pressures and one special teams tackle.

➤ **At Detroit (10/27)**, started and led the defense with eight tackles. It was his seventh career game with eight or more tackles. He added a quarterback pressure.

➤ **Against New England (11/3)**, led the team and set a then-career high with 14 tackles, including a half sack. He tied for the team lead with two tackles for loss, which also established a career high. In the third quarter, he combined with Sebastian Joseph-Day to sack Drake Maye for a seven-yard loss.


➤ **At the Los Angeles Chargers (11/10)**, led the team with a career-high 15 total tackles. It was his second consecutive week setting a career high in tackles (14 vs. New England). He joined Azeez Al-Shaair (Oct. 8-15, 2023) as the only Titans players since the start of the 2011 season with at least 14 tackles in two consecutive games. He added a quarterback pressure.

➤ **Against Minnesota (11/17)**, logged his 20th career start. He left the game in the third quarter with an ankle injury.

➤ Placed on injured reserve on Nov. 23.

**Gibbens' Career Regular Season Statistics:**

Year	Team	GP	GS	Tackle	Sack	QBP	TFL	Int	PD	FF	FR
2022	Ten	5	2	27	0.0	0	0	1	1	0	0
2023	Ten	14	13	92	1.0	7	3	0	3	0	0
2024	Ten	10	5	41	0.5	5	2	0	0	0	0
<b>Totals</b>		<b>29</b>	<b>20</b>	<b>160</b>	<b>1.5</b>	<b>12</b>	<b>5</b>	<b>1</b>	<b>4</b>	<b>0</b>	<b>0</b>

**Gibbens' Regular Season Single-Game Highs:****Tackles** - 15 at L.A. Chargers (11/10/24)**Sacks** - 1 vs. Atlanta (10/29/23)**Interceptions** - 1 vs. Houston (12/24/22)**Passes Defended** - 1 (Four times, last vs. Indianapolis 12/3/23)**#56 • LB KENNETH MURRAY JR.****6-2, 241, 5th Year/1st with Titans, Oklahoma**[Click for complete bio](#)

Linebacker **Kenneth Murray Jr.** is in his fifth NFL season and his first campaign with the Titans in 2024. He was signed as an unrestricted free agent on March 14, 2024.

Prior to joining the Titans, Murray spent four years (2020-23) with the Los Angeles Chargers. During his time in Los Angeles, he played in 59 games with 53 starts and recorded 321 tackles, five sacks, two interceptions, 10 passes defended and a forced fumble.

In 2023, Murray started 15 games and tied a pair of career highs with 107 tackles and seven tackles for loss. He also set a career high with three sacks.

Murray was selected by the Chargers in the first round (23rd overall) of the 2020 NFL Draft.

At the University of Oklahoma, Murray earned first-team All-Big 12 recognition and was a semifinalist in 2019 for the Bednarik and Butkus awards. He finished his Sooners career tied for 11th in school history in career tackles (335) and eighth among linebackers in sacks (9.5).

He is a native of Missouri City, Texas.

**2024 Game Notes:**

➤ **At Chicago (9/8)**, started in his Titans debut and tied for the team lead with six tackles.

➤ **Against the N.Y. Jets (9/15)**, ranked second on the defense with eight tackles, including a tackle for loss, and added a quarterback pressure.

➤ **Against Green Bay (9/22)**, tied for second on the team with eight tackles and set a career high with two sacks. In the second quarter, he sacked Malik Willis for a 10-yard loss, and he added another sack later in the second quarter, when he took Willis down for no gain. His first two sacks of the season gave him seven in his career.

➤ **At Miami (9/30)**, led the defense with nine tackles, including a tackle for loss.

➤ **Against Indianapolis (10/13)**, tied for second on the defense with eight tackles, including a tackle for loss.

➤ **At Buffalo (10/20)**, led the team with seven tackles. He logged his fifth consecutive game with at least seven tackles, which is the best such streak of his career.

➤ **At Detroit (10/27)**, tallied one tackle and one quarterback pressure.

➤ **Against New England (11/3)**, tied for third on the defense with six total tackles and added a quarterback pressure.

➤ **At the Los Angeles Chargers (11/10)**, ranked third on the team with six tackles.

➤ **Against Minnesota (11/17)**, paced the defense with 10 tackles, including





a sack. In the third quarter, he helped end a Vikings drive with a one-yard sack of Sam Darnold on third down. With his third sack of 2024, he tied the career high he set in 2023 as a member of the Los Angeles Chargers.

➤ **At Houston (11/24)**, led the team with seven tackles to go along with one interception, a career-high two passes defended and two tackles for loss (tied career high). He became the first NFL player in 2024 to reach all four marks in the same game and the Titans' only player to do so since the beginning of the 2000 season. He notched his first interception of the season and the third interception of his career, picking off C.J. Stroud in the third quarter and returning the ball six yards. It was his first career game with at least two tackles for loss and two passes defended. He added two quarterback pressures.

➤ **At Washington (12/1)**, finished second on the defense with 10 tackles and added a half sack, one tackle for loss and one forced fumble. He also led the defense and set a career high with four quarterback pressures. He notched his second game of 2024 with double-digit tackles (10 vs. Minnesota, Nov. 17). In the fourth quarter, he teamed with Arden Key on a sack of Jayden Daniels. Murray was credited with a forced fumble on the play, but the ball was recovered by Washington. It was his second career forced fumble and his first since 2022 as a member of the Los Angeles Chargers. By increasing his season total to 3.5 sacks, he established a new career high for a season. His previous high was three sacks as a member of the Los Angeles Chargers in 2023.

- **Against Jacksonville (12/8)**, he was inactive with a hamstring injury.
- **Against Cincinnati (12/15)**, tied for second on the defense with seven tackles and added a quarterback pressure.
- **At Indianapolis (12/22)**, tallied a pair of tackles.
- Placed on injured reserve on Dec. 25, 2024.

**Murray's Career Regular Season Statistics:**

Year	Team	GP	GS	Tackle	Sack	QBP	TFL	Int	PD	FF	FR
2020	LAC	16	16	107	1.0	4	5	0	3	0	0
2021	LAC	11	6	31	0.0	7	2	0	0	0	0
2022	LAC	17	16	76	1.0	9	7	1	3	1	0
2023	LAC	15	15	107	3.0	13	7	1	4	0	0
2024	Ten	14	14	95	3.5	16	8	1	2	1	0
<b>Totals</b>		<b>73</b>	<b>67</b>	<b>416</b>	<b>8.5</b>	<b>49</b>	<b>29</b>	<b>3</b>	<b>12</b>	<b>2</b>	<b>0</b>

**Murray's Career Postseason Statistics:**

Year	Team	GP	GS	Tackle	Sack	QBP	TFL	Int	PD	FF	FR
2022	LAC	1	1	8	0.5	1	0	0	0	0	0
<b>Totals</b>		<b>1</b>	<b>1</b>	<b>8</b>	<b>0.5</b>	<b>1</b>	<b>0</b>	<b>0</b>	<b>0</b>	<b>0</b>	<b>0</b>

**Murray's Regular Season Single-Game Highs:**

- Tackles** - 14 vs. New England (12/6/20)
- Sacks** - 2 vs. Green Bay (9/22/24)
- Tackles For Loss** - 2 (Five times, last at Houston, 11/24/24)
- Interceptions** - 1 (Three times, last at Houston, 11/24/24)
- Passes Defended** - 2 at Houston (11/24/24)
- Forced Fumbles** - 1 (Twice, last at Washington, 12/1/24)

**Murray's Career Postseason Single-Game Highs:**


- Tackles** - 8 at Jacksonville (1/14/23)
- Sacks** - 0.5 at Jacksonville (1/14/23)

**MORE TITANS INSIDE LINEBACKERS**

**57 - LB LUKE GIFFORD**

**6-3, 243, 6th Year/2nd with Titans, Nebraska**

- Luke Gifford originally joined the Titans as an unrestricted free agent on March 20, 2023.
- In 2023, Gifford saw action in 11 games with one start before finishing the season on injured reserve. He contributed primarily on special teams and finished third on the squad with six special teams tackles.
- Gifford joined the Titans after playing four years (2019-22) with the Dallas Cowboys as a standout special teams player. He totaled 40 tackles on defense and 30 special teams stops in 46 games.
- In 2022, he led the Cowboys with 12 special teams tackles and forced a fumble.
- In both 2021 and 2020, he was second on the team in special teams tackles with a combined 12 stops and a blocked punt.
- He played four seasons at Nebraska (2015-18), appearing in 29 games with 19 starts and totaling 109 tackles, seven sacks, 19 tackles for loss and



three interceptions.

- As a senior captain, he tallied 62 tackles, 13 tackles for loss, 5.5 sacks, two interceptions and a forced fumble in 12 games, earning All-Big Ten honorable mention. His 5.5 sacks were the most by a Cornhusker linebacker since 2005.
- He is a native of Lincoln, Neb.

**2024 Game Notes:**

- **At Buffalo (10/20)**, led the team with four special teams tackles. It was his second career game with at least four special teams tackles. He became the first Titans player with four special teams tackles in a game since Hassan Haskins at Kansas City on Nov. 6, 2022, and he also became the NFL's fifth player in 2024 to record at least four special teams tackles in a game.
- **Against Jacksonville (12/8)**, started at inside linebacker, registering his second NFL start and his first of 2024. He led the defense and set a career high with 10 tackles, including a tackle for loss. He added a special teams tackle.
- **Against Cincinnati (12/15)**, started at inside linebacker. He recorded an interception and led the team with eight tackles despite leaving the game with a concussion in the second quarter. In the first quarter, he recorded his first career interception, picking off a Joe Burrow pass at Cincinnati's 29-yard line on the second snap of the game. He became the first Titans defender in 2024 with an interception and eight tackles in a game.
- **At Jacksonville (12/29)**, led the team with eight tackles and added a pass defended. It was his third time to lead the defense in tackles within a four-game span.

**51 - LB CEDRIC GRAY**

**6-2, 234, Rookie, North Carolina**

- Cedric Gray was selected by the Titans in the fourth round (106th overall) of the 2024 NFL Draft.
- Played in 51 games with 37 starts over four seasons at North Carolina and recorded 369 tackles, 30 tackles for loss, 8.5 sacks, five interceptions, 13 passes defended, six forced fumbles and five fumble recoveries. Was a two-time first team All-ACC selection and a 2023 Butkus Award semifinalist.
- As a senior in 2023, he started all 12 games he appeared in and posted a team-best 121 tackles, five sacks, 11 stops for loss, seven quarterback pressures, two forced fumbles, two fumble recoveries, an interception and four passes defended. Named first-team All-ACC by the league and the Associated Press. Recorded five double-digit tackle games and ranked second in the ACC with 121 tackles.
- He is a native of Charlotte, N.C.




**2024 Game Notes:**

- Spent the first seven games of his rookie season on injured reserve before being activated on Oct. 28, 2024.
- **At Houston (11/24)**, made his NFL debut and recorded a special teams tackle.
- **At Indianapolis (12/22)**, led the team with a career-high 11 tackles on defense, and he also led the team with four special teams tackles. He became the NFL's second player since the start of the 2000 season with at least 10 tackles on defense and at least four tackles on special teams in the same game. The only other player to accomplish the feat in that span was Washington's Vernon Fox, who had 10 tackles on defense and six tackles on special teams at the St. Louis Rams on Dec. 24, 2006. Gray joined Luke Gifford (Oct. 20 at Buffalo) as the Titans' only players with four special teams tackles in a game in 2024. He was the NFL's eighth player overall in 2024 and the first rookie in 2024 with four or more special teams tackles in a game. He was also the first Titans rookie with 11 tackles on defense in a game since Roger McCreary had 11 at Buffalo on Sept. 19, 2022.

**42 - LB RAEKWON McMILLAN**

**6-2, 250, 8th Year, Ohio State**

- The Titans signed Raekwon McMillan to the practice squad on Dec. 24, 2024. He was promoted to the 53-man roster on Dec. 28, 2024.
- Prior to joining the Titans, McMillan played in 70 total games with 37 starts. He spent his first three seasons in Miami before stops in Las Vegas (2020) and New England (2021-24). His totals included 284 tackles, 15 tackles for loss, one sack, four passes defended, three forced fumbles and two fumble recoveries in his career.




- In 2024, McMillan played in nine games with the Patriots before joining the Titans, tallying 45 tackles, one tackle for loss and a pass defended.
- He was drafted in the second-round (54th overall) in the 2017 NFL Draft by the Miami Dolphins.
- Played three seasons at Ohio State (2014-16), where he totaled 270 tackles, six sacks, 10 passes defended and two forced fumbles in 41 games.
- McMillan is a native of Hinesville, Ga.

**2024 Game Notes:**

- **At Jacksonville (12/29)**, made his Titans debut.

**41 - LB OTIS REESE IV****6-3, 214, 2nd Year/2nd with Titans, Mississippi**

- Otis Reese IV was signed by the Titans as a rookie free agent on May 12, 2023.
- In 2023, Reese appeared in seven games as a rookie, including starts at inside linebacker in each of the season's final three contests. He contributed 16 tackles on defense, and his five special teams tackles tied for fourth on the squad.
- In three seasons at Mississippi (2020-22), he played in 29 games with 27 starts and recorded 198 tackles, 10 tackles for loss, 4.5 sacks, two interceptions, eight passes defended, one forced fumble and one fumble recovery.
- As a graduate in 2022, he started all 11 games and finished second on the team with 84 total tackles, including eight tackles for loss. He added three sacks, one interception, one fumble recovery and four passes defended.
- He transferred to Mississippi from Georgia following the 2019 season. At Georgia, he saw action in 25 games with one start over two seasons (2018-19) and recorded 16 tackles.
- He is a native of Leesburg, Ga.

**2024 Game Notes:**

- **Against Jacksonville (12/8)**, registered his fourth career start and his first start of 2024. He totaled five tackles, one tackle for loss, two quarterback pressures and one interception on defense. He also led the team and tied a career high with two special teams tackles. In the second quarter, he was credited with a seven-yard tackle for loss on a reverse. Late in the first half, he ended a Jaguars drive with his first career interception, picking off a deflected pass by Mac Jones.
- **At Indianapolis (12/22)**, started and posted four tackles before leaving the game with an ankle injury.

**52 - LB JAMES WILLIAMS****6-4, 232, Rookie, Miami (Fla.)**

- James Williams was drafted by the Titans in the seventh round (242nd overall) of the 2024 NFL Draft.
- Upon being drafted by the Titans, he converted from a college safety to an NFL linebacker.
- In three seasons at Miami (Fla.), Williams played in 33 games with 29 starts and recorded 162 tackles, four interceptions, 17 passes defended, three forced fumbles and three fumble recoveries.
- As a junior in 2023, he started all 12 games of the regular season at safety and ranked second on team with 73 tackles. He added an interception, two forced fumbles, five passes defended and a fumble recovery.
- During his sophomore season (2022), he played in 11 games with 10 starts at safety and ranked second on team with 58 total tackles. He also tallied a tackle for loss, an interception, seven passes defended, two fumble recoveries and one forced fumble.
- He is a native of Fort Lauderdale, Fla.

**2024 Game Notes:**

- **At Houston (11/24)**, led the team with two special teams tackles.
- **At Washington (12/1)**, led the team with three total special teams tackles. He became the third NFL rookie in 2024 to post three special teams tackles in a game, along with Green Bay's Ty'Ron Hopper (three vs. Arizona, Oct. 13) and Baltimore's Sanoussi Kane (three at Cleveland, Oct. 27).
- **Against Cincinnati (12/15)**, registered the first seven tackles of his career to tie for second on the defense. He added a tackle on special teams.



# TITANS OUTSIDE LINEBACKERS

No.	Name	Ht	Wt	Exp	College
99	Gaye, Ali	6-6	265	1	Louisiana State
92	Harrell, Jaylen	6-4	247	R	Michigan
49	Key, Arden	6-5	240	7	Louisiana State
58	Landry III, Harold	6-2	252	7	Boston College

## #49 • OLB ARDEN KEY

**6-5, 240, 7th Year/2nd with Titans, Louisiana State**  
[Click for complete bio](#)



Outside linebacker **Arden Key** is in his seventh NFL season and his second campaign with the Titans in 2024. He was signed by the Titans as an unrestricted free agent on March 20, 2023.

In 2023, Key appeared in 17 games for the third consecutive season and registered nine starts—the most since starting 10 times in 2018 as a rookie with Oakland. He ranked second on the team with a career-high 57 quarterback pressures, and his six sacks provided the second-best total of his career. He added 30 tackles, four tackles for loss, two passes defended and two forced fumbles.

Key originally entered the NFL as a third-round pick (87th overall) of the Oakland Raiders in 2018 and spent his first three campaigns with the organization. He then spent the 2021 campaign with the San Francisco 49ers and the 2022 season with the Jacksonville Jaguars. His statistical totals during his first five NFL seasons included 98 tackles and 14 sacks in 71 games (13 starts).

In 2022, Key played 17 games with three starts for the Jaguars and totaled 27 tackles, 4.5 sacks, 38 quarterback pressures, five tackles for loss and a fumble recovery. His 38 pressures ranked second for the Jaguars, and over the last five weeks of the season, he posted 25 pressures, which ranked second in the league behind Nick Bosa over that time frame. He was a key figure in helping the Jaguars win the AFC South and advance to the divisional round of the playoffs.

In 2021, Key notched a career-best 6.5 sacks to go along with 22 tackles and 25 quarterback pressures in his lone season with the 49ers.

During a three-year career at Louisiana State University, Key totaled 21 sacks and 26.5 tackles for loss. As a sophomore, he earned all-conference honors, while setting the school record for sacks in a season (12.0).

He is a native of Atlanta, Ga.





### 2024 Game Notes:

- **At Chicago (9/8)**, registered one quarterback pressure and one pass defended.
- **Against the N.Y. Jets (9/15)**, produced four tackles and a quarterback pressure.
- **Against Green Bay (9/22)**, led the defense with five quarterback pressures and added three tackles.
- **At Miami (9/30)**, recorded his second career fumble recovery (first of 2024) in the first quarter. He added a tackle for loss.
- **Against Indianapolis (10/13)**, posted one tackle and two quarterback pressures.
- **At Buffalo (10/20)**, totaled two tackles, a team-high-tying three quarterback pressures, a team-high two tackles for loss and the defense's only sack. In the second quarter, he dropped Josh Allen for an eight-yard loss to record his first sack of the season.
- **At Detroit (10/27)**, led the team and set a career high with two sacks, including a strip-sack. He also set a career high and tied for third on the squad with six tackles, and he generated a team-high four quarterback pressures. On the first play of the game, he sacked Jared Goff for a seven-yard loss. Later in the first quarter, he recorded another sack along with a forced fumble on the play. It was his third career strip-sack and his third career forced fumble. With at least one sack in consecutive games, it marked his first such back-to-back performances since 2022.
- **Against New England (11/3)**, tallied two tackles, one sack, two tackles for loss, five quarterback pressures and one forced fumble. In the fourth quarter, he forced a fumble against Patriots quarterback Drake Maye, and the ball was recovered by Jeffery Simmons at the New England 26-yard line. The play led to a go-ahead Titans touchdown. It was the second consecutive week and the fourth time in his career he was credited with a strip-sack. He became the first Titans player with a strip-sack in consecutive games since Jurrell Casey from Sept. 16-23, 2018. He logged his third consecutive game with at least one sack, matching his career-best streak.
- **At the Los Angeles Chargers (11/10)**, registered a pair of tackles, including a tackle for loss, and added a quarterback pressure.
- **Against Minnesota (11/17)**, totaled five tackles, one sack, four quarterback pressures and two tackles for loss. In the fourth quarter, he helped thwart a Vikings drive with a nine-yard sack of Sam Darnold on third down. He tallied his fifth sack of the season and the 25th sack of his career. The play gave him five total sacks in a five-game span.
- **At Houston (11/24)**, produced two tackles and three quarterback pressures.
- **At Washington (12/1)**, appeared in his 100th career regular season game and posted two tackles, including a team-high 1.5 sacks. In the second quarter, he recorded a six-yard sack of Jayden Daniels, and in the fourth quarter, he combined with Kenneth Murray Jr. on a sack. It was his fourth career game with 1.5 or more sacks. He amassed 6.5 sacks over a seven-game span, and he matched his career high (2021) with 6.5 sacks on the season. He secured his third career season and his second consecutive season with at least six sacks.
- **Against Jacksonville (12/8)**, credited with four tackles and one quarterback pressure.
- **Against Cincinnati (12/15)**, tied for the team lead with three quarterback pressures and added two tackles.
- **At Jacksonville (12/29)**, posted five tackles and one quarterback pressure.



### Key's Career Regular Season Statistics:

Year	Team	GP	GS	Tackle	Sack	QBP	TFL	Int	PD	FF	FR
2018	Oak	16	10	30	1.0	13	4	0	0	0	0
2019	Oak	7	0	4	2.0	14	2	0	0	0	0
2020	LV	14	0	15	0.0	28	2	0	2	0	0
2021	SF	17	0	22	6.5	25	5	0	1	0	0
2022	Jax	17	3	27	4.5	38	5	0	2	0	1
2023	Ten	17	9	30	6.0	57	4	0	2	2	0
2024	Ten	16	15	42	6.5	38	11	0	1	2	1
<b>NFL Totals</b>		<b>104</b>	<b>37</b>	<b>170</b>	<b>26.5</b>	<b>213</b>	<b>33</b>	<b>0</b>	<b>8</b>	<b>4</b>	<b>2</b>

### Key's Career Postseason Statistics:

Year	Team	GP	GS	Tackle	Sack	QBP	TFL	Int	PD	FF	FR
2021	SF	3	0	2	0.0	3	0	0	0	0	0
2022	Jax	2	0	2	0.0	2	0	0	1	0	0
<b>Playoff Totals</b>		<b>5</b>	<b>0</b>	<b>4</b>	<b>0.0</b>	<b>5</b>	<b>0</b>	<b>0</b>	<b>1</b>	<b>0</b>	<b>0</b>

### Key's Regular Season Single-Game Highs:

- Tackles** - 6 at Detroit (10/27/24)
- Sacks** - 2 at Detroit (10/27/24)
- Quarterback Pressures** - 11 at New Orleans (9/10/23)
- Forced Fumbles** - 1 (Four times, last vs. New England, 11/3/24)
- Fumble Recovery** - 1 (Twice, last at Miami, 9/30/24)
- Passes Defensed** - 1 (Eight times, last at Chicago, 9/8/24)

### Key's Playoff Single-Game Highs:

- Tackles** - 1 (Four times, last at Kansas City, 1/21/23)
- Passes Defensed** - 1 vs. L.A. Chargers (1/14/23)

## #58 • OLB HAROLD LANDRY III

6-2, 252, 7th Year/7th with Titans, Boston College  
[Click for complete bio](#)



Outside linebacker **Harold Landry III** is in his seventh NFL season in 2024. He was selected by the Titans in the second round (41st overall) of the 2018 NFL Draft after the Titans traded up 16 spots in the second round (57 to 41) in order to take the former Boston College standout.

During his first six NFL seasons, Landry totaled a team-leading 41.5 sacks. He finished the 2023 season ranked 11th for the franchise in career sacks, and in the organization's "Titans era" (1999–present), his total trailed only **Jevon Kearse** (52), **Jurrell Casey** (51) and **Derrick Morgan** (44.5).

In 2023, Landry played in all 17 games (10 starts) after missing the entire 2022 campaign due to injury. He ranked second on the team with 10.5 sacks, producing his second-best career total (12 sacks in 2021). In doing so, he became the NFL's third veteran player since 1982 to miss an entire NFL season and come back the next year to record at least 10 sacks. The only previous players to do so were a pair of New Orleans Saints: **Joe Johnson** in 2000 (12 sacks) and **Charlie Clemons** in 2001 (13.5 sacks). Landry's 14 tackles for loss led the defense and matched his career high, and his 48 quarterback pressures were third on the squad and were one off his career high in 2021 (49). His statistics also included 70 tackles.

Landry was placed on injured reserve on Sept. 2, 2022, ending his fifth NFL season before Week 1. Prior to the injury, he recorded 64 consecutive games played and 52 consecutive starts.

From the start of his rookie campaign through 2021, Landry's 31 total sacks led the Titans. Other than **Jevon Kearse** (37), Landry produced the highest sack total by a Titans/Oilers player in his first four NFL seasons since individual sacks became an official NFL statistic in 1982.

From 2018 to 2021, Landry joined Pittsburgh's **Cameron Heyward** as the NFL's only players to be credited with at least 250 tackles (press box statistics), 30 sacks and two interceptions.

In 2021, Landry was named to his first Pro Bowl after starting all 17 games. He registered his third consecutive season to start every contest, extending his streaks to 64 consecutive games played and 52 consecutive starts. At the conclusion of 2021, his starting streak was the sixth-longest active streak in the NFL among all defensive players.

Landry's 12 sacks in 2021 led the Titans, ranked 10th in the NFL and established a career high. He became the first Titans player to record double-digit sacks in a season since **Brian Orakpo** (10.5) in 2016 and the first Titans player with 12 sacks in a season since **Jason Babin** (12.5) in





2010. Landry tied for second on the squad with 75 tackles, ranked second with a career-high 49 quarterback pressures, led the team with 14 tackles for loss, and added a forced fumble. He joined **Micah Parsons**, **Aaron Donald** and Heyward as the only NFL players in 2021 to post at least 75 tackles and 10 sacks.

Then, in the team's 2021 divisional playoff contest, he recorded 1.5 sacks. He improved his postseason career total to 4.5 sacks, becoming the organization's first player with at least four career postseason sacks since individual sacks became an official statistic in 1982.

In 2020, Landry recorded 16 starts for the second consecutive season. He led the team with 5.5 sacks, a then-career-high 32 quarterback pressures and a then-career-high 10 tackles for loss. He totaled 69 tackles and added one interception and a career-high five passes defended. In one playoff contest, he led the team with 10 tackles and two sacks.

Landry started all 16 games in 2019 and led the Titans with nine sacks. His 28 quarterback pressures ranked second, and he added 81 tackles, four tackles for loss, one pass defended, one forced fumble and two fumble recoveries. He also started all three postseason games and registered a sack and a team-high eight quarterback pressures.

As a rookie in 2018, he played in 15 games with three starts. His 4.5 sacks tied for third place on the team, and he also tied for second on the defense with 18 quarterback pressures.

In 46 career games playing defensive end for Boston College, Landry totaled 160 tackles, 26 sacks, 47.5 tackles for loss, seven passes defended, 10 forced fumbles, one fumble recovery and one interception. His 26 career sacks were exceeded in school history by only **Mathias Kiwanuka** (37.5 from 2002-05).

As a senior in 2017, Landry played and started eight games before a season-ending ankle injury ended his year. He finished second on the team with five sacks and totaled 38 tackles, 8.5 tackles for loss and two passes defended.

In 2016, Landry set the school's single-season record with 16.5 sacks, which led the nation. He added seven forced fumbles, which also led the country, while his 22 tackles for loss ranked fifth nationally and ranked second all-time for the Eagles. His numerous honors included Walter Camp second-team All-America, AP second-team All-America and second-team All-ACC by the Atlantic Coast Sports Media Association and the league's head coaches.

He is a native of Spring Lake, N.C.

#### 2024 Game Notes:

➤ **At Chicago (9/8)**, tied for the team lead with six tackles, recorded a team-high three quarterback pressures, and also tallied a sack. In the third quarter, he recorded his first sack of the season, dropping Caleb Williams for a 10-yard loss on third down.

➤ **Against the N.Y. Jets (9/15)**, posted three tackles, including a pair of sacks, and added two passes defended and a team-high four quarterback pressures. He became the first Titans player with two sacks and two passes defended in a game since defensive end Carlos Hall did so against Philadelphia on Sept. 8, 2002. In the second quarter, he recorded a five-yard sack of Aaron Rodgers, and in the third quarter, he dropped Rodgers for a seven-yard loss on third-and-10. Landry registered his sixth career game with two or more sacks, and for the first time in his career, he recorded at least one sack in each of the team's first two games of the season. In improving his career total to 44.5 sacks, he tied Derrick Morgan for 10th place on the franchise's all-time sack list. He also tied Morgan for the third-

highest sack total for the team in its "Titans era" (1999–present), trailing only Jevon Kearse (52) and Jurrell Casey (51). Landry became the first Titans player to total three or more sacks through the first two games of a season since Derrick Morgan accomplished the feat (three sacks) in 2015.

➤ **Against Green Bay (9/22)**, tallied four tackles and two quarterback pressures.

➤ **At Miami (9/30)**, totaled five tackles, including a sack. In the first quarter, he ended a Dolphins drive by sacking Tyler Huntley for an eight-yard loss on third down. By increasing his career total to 45.5 sacks, he moved ahead of Derrick Morgan (44.5) and Ted Washington (45.0) for ninth place in franchise history. He surpassed Morgan for the third-highest sack total for the team in its "Titans era" (1999–present), trailing only Jevon Kearse (52) and Jurrell Casey (51). The sack gave him 9.5 total over a 10-game stretch. He also reached 10 sacks during his career in primetime games, becoming the franchise's third player to reach double digits in sacks in primetime games since individual sacks became an official NFL statistic in 1982, joining Ray Childress (15.5) and William Fuller (15.5).

➤ **Against Indianapolis (10/13)**, registered seven tackles, including a team-high two tackles for loss, and tied for the team lead with three quarterback pressures. He logged his 14th career game with two or more tackles for loss, including twice in 2024.

➤ **At Buffalo (10/20)**, posted four tackles, a team-high-tying three quarterback pressures, one tackle for loss and one pass defended. He registered the third game of his career with a minimum of four tackles, one tackle for loss and one pass defended, and his first such performance since Nov. 8, 2020 against Chicago.

➤ **At Detroit (10/27)**, credited with two tackles.

➤ **Against New England (11/3)**, totaled five tackles, one sack, two tackles for loss and one pass defended. It was the second time in his career reaching all four marks in the same game (at Carolina on Nov. 3, 2019). He added six quarterback pressures to rank second on the defense. In the first quarter, he sacked Drake Maye for a four-yard loss on third down. He secured his fifth career season with at least five sacks, joining Jurrell Casey (seven seasons) and Derrick Morgan (five seasons) as the franchise's only players in its "Titans era" (1999 to present) to do so.

➤ **At the Los Angeles Chargers (11/10)**, tallied five tackles and two quarterback pressures.

➤ **Against Minnesota (11/17)**, finished third on the team with six tackles and added a quarterback pressure.

➤ **At Houston (11/24)**, totaled three tackles, including a sack for a safety, and led the team with four quarterback pressures. With 1 minute and 13 seconds remaining in the fourth quarter, he was credited with his first career safety, helping to secure the victory with a sack of C.J. Stroud in the end zone. He was the first individual Titans defender to tally a safety since outside linebacker Cameron Wake at Cleveland on Sept. 8, 2019. On his safety, he was also credited with his sixth sack of the season, securing his fourth career season with at least six sacks.

➤ **At Washington (12/1)**, posted three tackles, including a tackle for loss, and added two quarterback pressures. He was credited with a two-yard tackle for loss against quarterback Jayden Daniels in the second quarter.

➤ **Against Jacksonville (12/8)**, totaled two tackles, including a stop of Mac Jones for no gain to record his seventh sack of the 2024 season. He also led the defense with five quarterback pressures. In improving his career total to 48.5 sacks, he moved past Robert Brazile (48.0) for eighth place in franchise history.

➤ **Against Cincinnati (12/15)**, tallied three tackles, including a sack, and totaled two quarterback pressures. In the second quarter, he tallied a sack and helped create a turnover. On the play, as he was sacking Joe Burrow, T'Vondre Sweat was credited with a forced fumble and fumble recovery for the Titans. He logged his second consecutive game with a sack while securing his fourth career season and second consecutive season with at least eight sacks.

➤ **At Indianapolis (12/22)**, finished third on the team with eight tackles.

➤ **At Jacksonville (12/29)**, credited with three tackles.

#### Landry's Career Regular Season Statistics:

Year	Team	GP	GS	Tackle	Sack	QBP	TFL	Int	PD	FF	FR
2018	Ten	15	3	46	4.5	18	2	0	2	1	0
2019	Ten	16	16	81	9.0	28	4	1	1	1	2
2020	Ten	16	16	69	5.5	29	10	1	5	0	0
2021	Ten	17	17	75	12.0	49	14	0	0	1	0
2022	Ten	0	0								
2023	Ten	17	10	69	10.5	48	14	0	0	0	0
2024	Ten	16	16	69	8.0	40	13	0	4	0	0
<b>Totals</b>		<b>97</b>	<b>78</b>	<b>410</b>	<b>49.5</b>	<b>215</b>	<b>57</b>	<b>2</b>	<b>12</b>	<b>3</b>	<b>2</b>





**Landry's Career Postseason Statistics:**

Year	Team	GP	GS	Tackle	Sack	QBP	TFL	Int	PD	FF	FR
2019	Ten	3	3	8	1.0	8	1	0	1	0	0
2020	Ten	1	1	10	2.0	4	1	0	0	0	0
2021	Ten	1	1	6	1.5	5	1	0	0	0	0
<b>Totals</b>		<b>5</b>	<b>5</b>	<b>24</b>	<b>4.5</b>	<b>17</b>	<b>3</b>	<b>0</b>	<b>1</b>	<b>0</b>	<b>0</b>

**Landry's Regular Season Single-Game Highs:**

- Tackles** - 9 at Tampa Bay (11/12/23)
- Sacks** - 3 at Miami (12/11/23)
- Quarterback Pressures** - 9 at N.Y. Giants (12/16/18)
- Interceptions** - 1 (Twice, last vs. Jacksonville, 9/20/20)
- Forced Fumbles** - 1 (Three times, last at Indianapolis, 10/31/21)
- Fumble Recovery** - 1 (Twice, last vs. Tampa Bay, 10/27/19)

**Landry's Postseason Single-Game Highs:**

- Tackles** - 10 vs. Baltimore (1/10/21)
- Sacks** - 2 vs. Baltimore (1/10/21)
- Quarterback Pressures** - 5 vs. Cincinnati (1/22/22)

## FRANCHISE SACK LEADERS

In his seventh NFL season, **Harold Landry III** has moved past **Derrick Morgan** (44.5), **Ted Washington** (45.0) and **Robert Brazile** (48.0) for eighth place in franchise history in career sacks. In the franchise's "Titans era" (1999–present), his sack total ranks behind only **Jevon Kearse** (52) and **Jurrell Casey** (51).

**Franchise career sack leaders\*:**

Player	Seasons	Sacks
1. Elvin Bethea	1968–1983	105.0
2. Ray Childress	1985–1995	75.5
3. Jesse Baker	1979–1987	66.0
4. William Fuller	1986–1993	59.0
5. Sean Jones	1988–1993	57.5
6. Jevon Kearse	1999–2003, 2008–2009	52.0
7. Jurrell Casey	2011–2019	51.0
<b>8. Harold Landry III</b>	<b>2018–2024</b>	<b>49.5</b>
9. Robert Brazile	1975–1984	48.0
10. Ted Washington	1973–1982	45.0
11. Derrick Morgan	2010–2018	44.5
12. Kyle Vanden Bosch	2005–2009	38.5
<b>13. Jeffery Simmons</b>	<b>2019–2024</b>	<b>31.5</b>
14. Curley Culp	1974–1980	31.0

\* Individual sacks did not become an official NFL statistic until 1982.



## TACKLES FOR LOSS, 2023 WEEKS 6-18

In 2023, from the time the Titans traveled to London for their Week 6 game against the Ravens through the end of the season, Harold Landry III was one of the NFL's most productive defenders. In that span, he not only tied for ninth place in the NFL with 9.5 sacks, but he also tied for sixth in the league with 13 total tackles for loss.

**Most tackles for loss in 2023, Weeks 6-18:**

Player	Team	Tackles For Loss
1. Khalil Mack	Los Angeles Chargers	16
2. Maxx Crosby	Las Vegas Raiders	15
Jeremiah Owusu-Koramoah	Cleveland Browns	15
4. Lavonte David	Tampa Bay Buccaneers	14
Danielle Hunter	Minnesota Vikings	14
<b>6. Harold Landry III</b>	<b>Tennessee Titans</b>	<b>13</b>
Anfernee Jennings	New England Patriots	13
8. (seven tied)		12

## LANDRY'S TRIUMPHANT COMEBACK

In 2021, **Harold Landry III** was named to his first career Pro Bowl, finishing his fourth NFL season with a career-high 12 sacks. Then, poised to follow up on his career year, he suffered a knee injury before the start of the 2022 regular season. It forced him to spend all 17 games on injured reserve.

In 2023, Landry bounced back from the injury to participate in every game and record 10.5 sacks. In doing so, he became the NFL's third veteran player since 1982 to miss an entire NFL season and come back the next year to record at least 10 sacks. The only previous players to do so were a pair of New Orleans Saints: **Joe Johnson** in 2000 (12 sacks) and **Charlie Clemons** in 2001 (13.5 sacks).

**NFL players with 10 or more sacks in a season after missing the entire previous season, 1982 to 2023:**

Player	Team	Season Missed	Season with 10+ Sacks	Sacks
<b>Harold Landry III</b>	<b>Tennessee Titans</b>	<b>2022</b>	<b>2023</b>	<b>10.5</b>
Charlie Clemons	New Orleans Saints	2000	2001	13.5
Joe Johnson	New Orleans Saints	1999	2000	12.0

*Note: Rookie seasons with 10-plus sacks excluded*

## FOURTH-QUARTER SACKS IN 2023

In 2023, Titans outside linebacker **Harold Landry III** recorded 10.5 total sacks, and 8.5 of his sacks came in the fourth quarter. His fourth-quarter total was more than any other NFL player.

**Most sacks in the fourth quarter in 2023:**

Player	Team	4th Quarter Sacks
<b>1. Harold Landry</b>	<b>Tennessee Titans</b>	<b>8.5</b>
2. Trey Hendrickson	Cincinnati Bengals	8.0
3. Josh Allen	Jacksonville Jaguars	6.5
4. Danielle Hunter	Minnesota Vikings	6.0
5. Justin Madubuike	Baltimore Ravens	5.5
Haason Reddick	Philadelphia Eagles	5.5
7. Myles Garrett	Cleveland Browns	5.0
Jadeveon Clowney	Baltimore Ravens	5.0
Jonathan Greenard	Houston Texans	5.0
Kwity Paye	Indianapolis Colts	5.0

Since 1991, Landry's 8.5 fourth-quarter sacks in 2023 were more than any other Titans/Oilers player had in a season. The previous mark was 5.5 by **Jevon Kearse** in 2000.

**Most fourth-quarter sacks by a Titans/Oilers player in a single season, 1991–2023:**

Player	Season	4th Quarter Sacks
1. Harold Landry III	2023	8.5
2. Jevon Kearse	2000	5.5
3. Ray Childress	1991	5.0
William Fuller	1991	5.0
Sean Jones	1993	5.0
Kyle Vanden Bosch	2007	5.0
7. Jevon Kearse	2003	4.5
8. (six tied)		4.0

## MORE TITANS OUTSIDE LINEBACKERS

### 99 - OLB ALI GAYE

**6-6, 265, 1st Year/1st with Titans, Louisiana State**

➤ Ali Gaye was claimed by the Titans off waivers from the Houston Texans on Aug. 28, 2024.

➤ Gaye entered the NFL in 2023 as a rookie free agent with the Texans. He spent his entire rookie campaign on the team's practice squad.

➤ In three seasons at Louisiana State (2020-22), he appeared in 27 games with 26 starts and amassed 87 career tackles, 18 tackles for loss and seven sacks.

➤ As a super senior in 2022, he was a team captain and collected 36 tackles, six tackles for loss and 2.5 sacks in 13 games (12 starts).

➤ Prior to his time at LSU, he attended Arizona Western Community College (2018) and Garden City (Kan.) Community College (2019).

➤ He is a native of The Gambia and moved with his family to the United States when he was 12 years old.

#### 2024 Game Notes:

➤ **Against the N.Y. Jets (9/15)**, made his NFL debut.

➤ **Against Minnesota (11/17)**, posted two tackles, including his first career tackle for loss.

➤ **At Houston (11/24)**, posted his first career sack, dropping C.J. Stroud for a 10-yard loss in the fourth quarter.



### 92 - OLB JAYLEN HARRELL

**6-4, 247, Rookie, Michigan**

➤ Jaylen Harrell was selected by the Titans in the seventh round (252nd overall) of the 2024 NFL Draft.

➤ In four seasons at the University of Michigan, Harrell appeared in 46 games with 31 starts off the edge. He compiled 78 tackles, 19 tackles for loss, eight sacks, two forced fumbles and three pass breakups in a career that ended in three straight Big Ten Championships (2021-23) and the 2023 College Football Playoff National Championship.

➤ During his time in Ann Arbor, Harrell was Academic All-Big Ten three times (2021-23) and All-Big Ten honorable mention twice (2022-23).

➤ As a senior in 2023, he started all 15 games for the national champion Wolverines, totaling 31 tackles, nine tackles for loss, 6.5 sacks, two forced fumbles and one pass breakup.

➤ His father, James Harrell, played linebacker in the NFL for the Detroit Lions (1979-83, 85-86) and the Kansas City Chiefs (1987). He also played for the USFL's Tampa Bay Bandits from 1984-85.

➤ He is a native of Tampa, Fla.

#### 2024 Game Notes:

➤ **At Chicago (9/8)**, recorded a special teams tackle in his NFL debut.

➤ **At Buffalo (10/20)**, credited with a tackle for loss on quarterback Josh Allen in the third quarter.



# TITANS CORNERBACKS

No.	Name	Ht	Wt	Exp	College
13	Awuzie, Chidobe	6-0	202	8	Colorado
39	Baker Jr., Darrell	6-1	190	2	Georgia Southern
29	Brownlee Jr., Jarvis	5-10	194	R	Louisville
21	McCreary, Roger	5-11	190	3	Auburn
38	Sneed, L'Jarius (IR)	6-1	192	5	Louisiana Tech

## #13 • CB CHIDOBE AWUZIE

**6-0, 202, 8th Year/1st with Titans, Colorado**

**Pronunciation: CHIH-doe-bay ah-WOOZ-yay**

[Click for complete bio](#)



Cornerback **Chidobe Awuzie** is in his eighth NFL season and his first campaign with the Titans in 2024. He was signed by the Titans as an unrestricted free agent on March 14, 2024.

Awuzie arrived in Tennessee with seven years of experience and 86 total games with the Dallas Cowboys (2017-20) and Cincinnati Bengals (2021-23). His totals during that time included 74 starts, 369 tackles, six interceptions, 62 passes defended, four forced fumbles and three fumble recoveries.

In his three seasons with the Bengals, Awuzie recorded two interceptions and broke up 25 passes, including six passes defended in 15 games during the 2023 campaign.

Awuzie was a member of the 2021 Bengals squad that won the AFC and advanced to Super Bowl LVI. After recording a career-high two interceptions and tying his career high with 14 passes defended during the regular season, he added an interception in the Super Bowl.

Awuzie was originally drafted by the Dallas Cowboys in the second round (60th overall) of the 2017 NFL Draft. In four seasons with the Cowboys, he played in 49 games with 42 starts and recorded 213 tackles, 37 passes defended, four interceptions, two forced fumbles and two fumble recoveries.

A native of San Jose, Calif., Awuzie attended the University of Colorado. In four collegiate seasons, he appeared in 47 games with 42 starts and tallied 35 passes defended, three interceptions, five forced fumbles and three fumble recoveries.

#### 2024 Game Notes:

➤ **At Chicago (9/8)**, started in his Titans debut and recorded one tackle.





He was part of a defensive effort that allowed only 64 net passing yards.

- **Against the N.Y. Jets (9/15)**, posted two tackles.
- **Against Green Bay (9/22)**, credited with one tackle before leaving the game with an injury in the first half.
- Placed on injured reserve on Sept. 27.
- Activated from injured reserve on Dec. 7.
- **Against Jacksonville (12/8)**, returned from injured reserve to record his fourth start of the season at cornerback. In the first quarter, he picked off a Mac Jones pass to register his first interception of 2024 and his seventh career interception. He added three tackles.
- **Against Cincinnati (12/15)**, totaled six tackles, one quarterback pressure and two passes defended against his former team.
- **At Indianapolis (12/22)**, posted four tackles.
- **At Jacksonville (12/29)**, tallied three tackles and a pass defended, giving him four passes defended in four games since returning to the roster from injured reserve.

#### Awuzie's Career Regular Season Statistics:

Year	Team	GP	GS	Tackle	Sack	QBP	TFL	Int	PD	FF	FR
2017	Dal	10	6	25	0.0	0	0	1	7	1	0
2018	Dal	15	14	71	0.0	1	0	1	11	1	0
2019	Dal	16	16	79	0.0	0	1	1	14	0	1
2020	Dal	8	6	38	0.0	0	0	1	5	0	1
2021	Cin	14	14	64	0.0	0	4	2	14	0	0
2022	Cin	8	8	35	0.0	0	0	0	5	1	0
2023	Cin	15	10	57	0.0	1	2	0	6	1	1
2024	Ten	7	6	20	0.0	1	0	1	4	0	0
<b>Totals</b>		<b>93</b>	<b>80</b>	<b>389</b>	<b>0.0</b>	<b>3</b>	<b>7</b>	<b>7</b>	<b>66</b>	<b>4</b>	<b>3</b>

#### Awuzie's Career Postseason Statistics:

Year	Team	GP	GS	Tackle	Sack	QBP	TFL	Int	PD	FF	FR
2018	Dal	2	2	12	0.0	0	0	0	2	0	0
2021	Cin	4	4	24	0.0	0	0	1	1	0	0
<b>Totals</b>		<b>6</b>	<b>6</b>	<b>36</b>	<b>0.0</b>	<b>0</b>	<b>0</b>	<b>1</b>	<b>3</b>	<b>0</b>	<b>0</b>

#### Awuzie's Regular Season Single-Game Highs:

- Tackles** - 10 vs. Kansas City (1/2/22)
- Interceptions** - 1 (Seven times, last vs. Jacksonville, 12/8/24)
- Passes Defended** - 3 (Twice, last at N.Y. Jets, 9/25/22)
- Forced Fumble** - 1 (Four times, last at Pittsburgh, 12/23/23)
- Fumble Recovery** - 1 (Three times, last at Cleveland, 9/10/23)

#### Awuzie's Postseason Single-Game Highs:

- Tackles** - 8 at Kansas City (1/30/22)
- Interceptions** - 1 vs. L.A. Rams (2/13/22)
- Passes Defended** - 1 (Three times, last vs. L.A. Rams, 2/13/22)

## #21 • CB ROGER McCREARY

5-11, 190, 3rd Year/3rd with Titans, Auburn

[Click for complete bio](#)

Cornerback **Roger McCreary** is in his third NFL season in 2024. He was selected by the Titans in the second round (35th overall) of the 2022 NFL Draft.

In his first two seasons, McCreary's totals included two interceptions and 170 tackles in 32 games (28 starts). His 170 tackles from 2022 to 2023 made up the NFL's third-highest total among cornerbacks, trailing Buffalo's **Taron Johnson** (187) and former Chiefs cornerback and current Titan **L'Jarius Sneed** (186).

In 2023, McCreary ranked third on the team and led all Titans defensive backs with 86 tackles. Among all NFL cornerbacks, his 86 tackles tied Las Vegas' **Nate Hobbs** for the third-highest total behind Johnson (98) and Indianapolis' **Kenny Moore II** (93). McCreary added one interception, six passes defended, two sacks, four quarterback pressures, seven tackles for loss and one forced fumble.

As a rookie, McCreary was one of three players on the team to start all 17 games (**Kevin Byard**, **Aaron Brewer**), and he became the first Titans rookie cornerback since **Adoree' Jackson** in 2017 to start every game. Only two other rookie cornerbacks in the NFL—Seattle's **Tariq Woolen** and the New York Jets' **Sauce Gardner**—started all 17 games in 2022. McCreary finished third on the Titans defense with 85 tackles, ranked second on the defense with eight passes defended, and added one interception, two



tackles for loss and one quarterback pressure.

During four seasons at Auburn (2018-21), McCreary appeared in 43 games with 23 starts and posted 135 tackles, five interceptions, 35 passes defended, 10 stops for loss, a forced fumble and two fumble recoveries.

As a senior in 2021, McCreary started 12 games at cornerback for the Tigers and collected a career-best 49 tackles, an interception, a sack, two stops for loss and a team-best 16 passes defended. He was a first-team All-America selection by The Athletic, Associated Press, ESPN and Reese's Senior Bowl.

As a junior in 2020, he established career highs with three interceptions and seven tackles for loss.

McCreary is a native of Mobile, Ala.

#### 2024 Game Notes:

- **At Chicago (9/8)**, totaled five tackles and led the defense with a career-high three tackles for loss. His three tackles for loss were the most by a Titans defensive back since cornerback Alterraun Verner had three tackles for loss against the Indianapolis Colts on Oct. 28, 2012.
- **Against the N.Y. Jets (9/15)**, totaled three tackles, including a tackle for loss, and added a quarterback pressure. He stuffed running back Breece Hall for a six-yard tackle for loss in the fourth quarter.
- **Against Green Bay (9/22)**, credited with two tackles.
- **At Miami (9/30)**, posted one tackle.
- **Against Indianapolis (10/13)**, totaled four tackles.
- **At Buffalo (10/20)**, recorded his second start of the season.
- **At Detroit (10/27)**, totaled three tackles, one sack and two tackles for loss. He was credited with a 13-yard sack of Jared Goff in the first quarter, which was his first sack of the season and his third career sack.
- **Against New England (11/3)**, totaled three tackles, including a tackle for loss.
- **At the Los Angeles Chargers (11/10)**, totaled three tackles, a tackle for loss and a pass defended. He logged his third career game with at least three tackles, a tackle for loss and a pass defended. He took down Jalen Reagor for a three-yard tackle for loss in the second quarter.
- **Against Minnesota (11/17)**, posted four tackles, including his ninth tackle for loss of the season.
- **At Houston (11/24)**, ranked second on the defense with six tackles, including two tackles for loss. He added a quarterback pressure. He increased his season total to 11 tackles for loss to pace all NFL defensive backs through 12 weeks in 2024. He logged his fifth consecutive game with at least one tackle for loss.
- **At Washington (12/1)**, tallied eight tackles before exiting the contest in the third quarter with a shoulder injury.
- **Against Jacksonville (12/8)** and **against Cincinnati (12/15)**, he was inactive with a shoulder injury.
- **At Indianapolis (12/22)**, returned to the field after missing two games and posted one tackle.
- **At Jacksonville (12/29)**, totaled four tackles, including his 12th tackle for loss of the season, and added a quarterback pressure.

#### McCreary's Career Regular Season Statistics:

Year	Team	GP	GS	Tackle	Sack	QBP	TFL	Int	PD	FF	FR
2022	Ten	17	17	85	0.0	1	2	1	8	0	0
2023	Ten	15	11	86	2.0	4	7	1	6	1	0
2024	Ten	14	6	47	1.0	4	12	0	1	0	0
<b>Totals</b>		<b>46</b>	<b>34</b>	<b>217</b>	<b>3.0</b>	<b>9</b>	<b>21</b>	<b>2</b>	<b>15</b>	<b>1</b>	<b>0</b>

#### McCreary's Regular Season Single-Game Highs:

- Tackles** - 11 at Buffalo (9/19/22)
- Sacks** - 1 (Three times, last at Detroit, 10/27/24)
- Tackles For Loss** - 3 at Chicago (9/8/24)
- Interceptions** - 1 (Twice, last at Tampa Bay, 11/12/23)
- Passes Defended** - 2 at L.A. Chargers (12/18/22)



## #38 • CB L'JARIUS SNEED

6-1, 192, 5th Year/1st with Titans, Louisiana Tech

[Click for complete bio](#)



Cornerback **L'Jarius Sneed** is in his fifth NFL season and his first campaign with the Titans in 2024. He was acquired by the Titans in a trade with the Kansas City Chiefs on April 1, 2024.

Sneed spent four seasons with the Chiefs after they selected him in the fourth round (138th overall) of the 2020 NFL Draft. During that time, he tallied 10 interceptions, 40 passes defended and 6.5 sacks in 57 games. He and Harrison Smith were the only two NFL players from 2020 to 2023 to record at least 10 interceptions and 6.5 sacks.

Sneed also arrived in Tennessee with 13 games of postseason experience. He helped the Chiefs win two Super Bowls (LVII, LVIII), and his seven passes defended tied for third in the postseason from 2020 to 2023. He became one of five NFL players from 2000 to 2023 with at least 75 tackles, two sacks and seven passes defended in the postseason, joining **Ray Lewis, James Farrior, Brian Dawkins and Rodney Harrison**.

In 2023, he started 16 games at cornerback and amassed 78 tackles, two interceptions, a career-best 14 passes defended and a fumble recovery. He was in the starting lineup for all four Chiefs postseason games and generated 17 tackles, three passes defended and a forced fumble while helping the Chiefs to their second consecutive Super Bowl championship.

As a rookie in 2020, Sneed was named to the Pro Football Writers Association's All-Rookie team after notching 41 tackles, three interceptions, two sacks and seven passes defended in nine games.

As a college player at Louisiana Tech, Sneed was named second-team All-Conference USA as a senior in 2019. He played safety and cornerback in college, and in 51 games, he registered 177 tackles, eight interceptions and 19 passes defended.

He is a native of Minden, La.

### 2024 Game Notes:

- **At Chicago (9/8)**, started in his Titans debut and totaled four tackles. He was part of a defensive effort that allowed only 64 net passing yards.
- **Against the N.Y. Jets (9/15)**, posted three tackles.
- **Against Green Bay (9/22)**, registered five tackles, including a tackle for loss.
- **At Miami (9/30)**, registered three tackles.
- **Against Indianapolis (10/13)**, tied for second on the defense with eight tackles, including a tackle for loss.
- **At Buffalo (10/20)**, **at Detroit (10/27)**, **against New England (11/3)**, **at the Los Angeles Chargers (11/10)** and **against Minnesota (11/17)**, he was inactive with a quad injury.
- Placed on injured reserve on Nov. 23.

### Sneed's Career Regular Season Statistics:

Year	Team	GP	GS	Tackle	Sack	QBP	TFL	Int	PD	FF	FR
2020	KC	9	6	41	2.0	4	2	3	7	0	0
2021	KC	15	15	76	1.0	8	7	2	8	1	1
2022	KC	17	17	108	3.5	13	5	3	11	3	1
2023	KC	16	16	78	0.0	4	5	2	14	0	1
2024	Ten	5	5	23	0.0	0	2	0	0	0	0
<b>Totals</b>		<b>62</b>	<b>59</b>	<b>326</b>	<b>6.5</b>	<b>29</b>	<b>21</b>	<b>10</b>	<b>40</b>	<b>4</b>	<b>3</b>

### Sneed's Career Postseason Statistics:

Year	Team	GP	GS	Tackle	Sack	QBP	TFL	Int	PD	FF	FR
2020	KC	3	3	14	2.0	2	3	0	0	0	0
2021	KC	3	3	27	0.0	0	1	1	2	0	0
2022	KC	3	3	17	0.0	0	0	0	2	0	0
2023	KC	4	4	17	0.0	0	0	0	3	1	0
<b>Totals</b>		<b>13</b>	<b>13</b>	<b>75</b>	<b>2.0</b>	<b>2</b>	<b>4</b>	<b>1</b>	<b>7</b>	<b>1</b>	<b>0</b>

### Sneed's Regular Season Single-Game Highs:

- Tackles** - 9 (Three times, last at New England, 12/17/23)
- Interceptions** - 1 (10 times, last vs. Philadelphia, 11/20/23)
- Passes Defended** - 3 (Three times, last vs. Buffalo, 12/10/23)
- Sacks** - 1 (Six times, last at Tampa Bay, 10/2/22)
- Tackles For Loss** - 2 (Twice, last at New England, 12/17/23)
- Forced Fumble** - 1 (Four times, last vs. Las Vegas, 10/10/22)
- Fumble Recovery** - 1 (Three times, last at Jacksonville, 9/17/23)


### Sneed's Postseason Single-Game Highs:

- Tackles** - 10 vs. Cincinnati (1/30/22)
- Interceptions** - 1 vs. Cincinnati (1/30/22)
- Passes Defended** - 2 (Twice, last vs. Miami, 1/13/24)
- Sacks** - 1 (Twice, last vs. Buffalo, 1/24/21)
- Tackles For Loss** - 2 vs. Cleveland (1/17/21)
- Forced Fumble** - 1 at Baltimore (1/28/24)

## MORE TITANS CORNERBACKS

### 39 - CB DARRELL BAKER JR.

6-1, 190, 2nd Year/1st with Titans, Georgia Southern



➤ Darrell Baker Jr. was claimed by the Titans off waivers from the Indianapolis Colts on Aug. 29, 2024.

➤ Prior to joining the Titans, he spent two seasons (2022-23) with the Colts, playing in a total of 17 games with six starts. During that time, he posted 34 tackles, seven passes defended and one fumble recovery.

➤ In 2023, Baker played in 14 games with six starts for the Colts, totaling 34 tackles and seven passes defended.

➤ Baker entered the NFL in 2022 as an undrafted college free agent with the Arizona Cardinals. He was released at the end of his rookie training camp and then joined the Colts practice squad.

➤ During his college career at Georgia Southern, he tallied 111 tackles, 4.5 tackles for loss, three interceptions, 17 passes defended and two forced fumbles.

➤ He is a native of Hephzibah, Ga.

### 2024 Game Notes:

- **At Buffalo (10/20)**, registered his seventh career start and his first start in a Titans uniform. He tied for third on the team with five tackles and added a pass defended.
- **Against New England (11/3)**, started and posted four tackles, including a tackle for loss.
- **Against Minnesota (11/17)**, led the team and tied his career high with two passes defended. He added five tackles.

### 29 - CB JARVIS BROWNLEE JR.

5-10, 194, Rookie, Louisville



➤ Jarvis Brownlee Jr. was selected by the Titans in the fifth round (146th overall) of the 2024 NFL Draft.

➤ He was a two-year starter at Louisville after spending three seasons at Florida State.

➤ In five total collegiate seasons (2019-23), he appeared in 48 games with 37 starts and tallied 174 tackles, 7.5 tackles for loss, one sack, six interceptions, 28 passes defended, one forced fumble and one fumble recovery.

➤ As a senior at Louisville in 2023, he played in 11 games with nine starts and recorded 28 tackles, one tackle for loss, one interception and one fumble recovery.

➤ As a junior at Louisville in 2022, he started all 13 games at cornerback and finished third on the team with 66 tackles. He added 2.5 tackles for loss, two interceptions, and 12 pass breakups.

➤ He is a native of Miami, Fla.

### 2024 Game Notes:

- **At Chicago (9/8)**, totaled two tackles, including a tackle for loss, in his NFL debut.
- **At Miami (9/30)**, registered his first career start and posted five tackles.
- **Against Indianapolis (10/13)**, started for the second consecutive game. He registered two tackles and a team-high two passes defended.
- **At Buffalo (10/20)**, started, ranked second on the team with six tackles, and led the squad with two passes defended.
- **At Detroit (10/27)**, started and recorded five tackles, including a tackle for loss.
- **Against New England (11/3)**, started and ranked second on the team with seven tackles. He added a pass defended.
- **At the Los Angeles Chargers (11/10)**, totaled five tackles, including a tackle for loss.







- **At Houston (11/24)**, posted one interception, four tackles, one tackle for loss and a team-high three passes defended. In the second quarter, he registered his first career interception, picking off C.J. Stroud at Houston's 29-yard line. The takeaway led to a Titans field goal as time expired in the first half. He became the second rookie cornerback in 2024 with three passes defended and one interception in a game, joining Tarheeb Still of the L.A. Chargers (Nov. 3 at Cleveland).
- **Against Jacksonville (12/8)**, ranked second on the team with nine tackles, including a tackle for loss. His nine tackles were a career high through 13 games as a rookie.
- **At Indianapolis (12/22)**, posted six tackles, including his seventh tackle for loss of the season.
- **At Jacksonville (12/29)**, credited with six tackles.

**26 - DB JUSTIN HARDEE SR.**  
6-1, 200, 8th Year, Illinois



- Justin Hardee signed to the Titans practice squad on Oct. 29, 2024 and was added to the 53-man roster on Nov. 2, 2024.
- Prior to joining the Titans, Hardee played in 100 NFL games and recorded 15 tackles on defense and 63 tackles on special teams. Also added two tackles for loss and an interception.
- Spent the 2024 offseason and training camp with Cleveland after spending the previous three years with the New York Jets, where he was voted a special team captain each season.
- Earned Pro Bowl honors as a special teamer with the Jets in 2022.
- Initially signed as an undrafted free agent by the Texans in 2017 before spending his first four seasons (2017-20) with the Saints.
- Played four seasons (2012-14, 16) as a wide receiver at Illinois, where he finished with 72 receptions for 841 yards and one score.
- Hardee is a native of Cleveland, Ohio.

**2024 Game Notes:**

- **At Indianapolis (12/22)**, downed Ryan Stonehouse's 60-yard punt at the one-yard line in the first quarter.



# TITANS SAFETIES

No.	Name	Ht	Wt	Exp	College
30	Brooks, Kendall	6-0	206	1	Michigan State
44	Brown, Mike	6-1	218	2	Miami (Ohio)
28	Diggs, Quandre (IR)	5-9	197	10	Texas
37	Hooker, Amani	5-11	210	6	Iowa
24	Wood, Julius (R/SUS)	6-1	193	R	East Carolina
35	Worley, Daryl	6-1	210	7	West Virginia

## #28 • S QUANDRE DIGGS

5-9, 197, 10th Year/1st with Titans, Texas  
[Click for complete bio](#)



Three-time Pro Bowl safety **Quandre Diggs** is in his 10th NFL season and his first campaign with the Titans in 2024. He was signed by the Titans as a free agent on Aug. 6, 2024.

Prior to arriving in Tennessee, Diggs totaled nine seasons between his time with the Detroit Lions (2015-19) and Seattle Seahawks (2019-23). He was originally drafted by the Lions in the sixth round (200th overall) of the 2015 NFL Draft and later traded to the Seahawks during the 2019 campaign. His career totals with the Lions and Seahawks included 137 games played, 112 starts, 24 interceptions, 56 passes defended, 574 tackles, one sack, five forced fumbles and two fumble recoveries. He was named to three consecutive Pro Bowls from 2020 to 2022.

In 2023, Diggs started every game for the Seahawks for the fourth consecutive season. He totaled a career-high 95 tackles to go along with one interception and five passes defended.

From 2017 through 2022, Diggs was the NFL's only player to record at least three interceptions every season. He set a career benchmark with five interceptions in 2020 and matched the number in 2021.

Diggs started a total of eight games in his first two years in Detroit. In his third season, he registered 11 starts before starting 16 games for the first time in 2018.

A native of Houston, Texas, Diggs played cornerback at the University of Texas, where he never missed a game in four seasons, appearing in 52 games with 49 starts. He finished his collegiate career tied for ninth in Longhorns history with 11 interceptions, while his 37 career passes defended tied for ninth on the all-time list. He earned All-Big 12 honors three times (2011, 2013, 2014).

**2024 Game Notes:**

- **At Chicago (9/8)**, started in his Titans debut. He tallied four tackles and was part of a defensive effort that allowed only 64 net passing yards.
- **Against the N.Y. Jets (9/15)**, tied for third on the defense with five tackles.
- **Against Green Bay (9/22)**, tied for second on the team with eight tackles.
- **At Miami (9/30)**, totaled four tackles. In the second quarter, he helped end a Dolphins drive by stopping wide receiver Tyreek Hill short on fourth-and-one.
- **Against Indianapolis (10/13)**, totaled six tackles.
- **At Buffalo (10/20)**, tied for third on the squad with five tackles.
- **At Detroit (10/27)**, ranked second on the defense with seven tackles. He extended his streak to 74 consecutive games started, lengthening what is tied (Patrick Queen) for the NFL's third-longest active streak among defensive players behind Kevin Byard (128) and Daron Payne (75).
- **Against New England (11/3)**, totaled three tackles before leaving the game in the second quarter with a foot injury. He recorded his 75th consecutive start after entering the contest trailing only Kevin Byard (128), Daron Payne (75) and Patrick Queen (75) for the NFL's longest active starting streak among defensive players.
- Placed on injured reserve on Nov. 6, 2024.

**Diggs' Career Regular Season Statistics:**

Year	Team	GP	GS	Tackle	Sack	QBP	TFL	Int	PD	FF	FR
2015	Det	16	4	35	0.0	0	2	0	6	1	1
2016	Det	12	4	42	0.0	2	2	0	1	1	0
2017	Det	16	11	54	1.0	3	5	3	9	1	0
2018	Det	16	16	78	0.0	1	3	3	8	0	0
2019	Det/Sea	10	10	41	0.0	0	0	3	3	1	1
2020	Sea	16	16	64	0.0	0	0	5	10	0	0
2021	Sea	17	17	94	0.0	0	1	5	7	0	0
2022	Sea	17	17	71	0.0	0	1	4	7	1	0
2023	Sea	17	17	95	0.0	1	1	1	5	0	0
2024	Ten	8	8	42	0.0	0	0	0	0	0	0
<b>Totals</b>		<b>145</b>	<b>120</b>	<b>616</b>	<b>1.0</b>	<b>7</b>	<b>15</b>	<b>24</b>	<b>56</b>	<b>5</b>	<b>2</b>

**Diggs' Career Postseason Statistics:**

Year	Team	GP	GS	Tackle	Sack	QBP	TFL	Int	PD	FF	FR
2019	Sea	2	2	8	0.0	0	0	0	0	0	0
2020	Sea	1	1	5	0.0	0	0	0	0	0	0
2022	Sea	1	1	5	0.0	0	0	0	0	0	0
<b>Totals</b>		<b>4</b>	<b>4</b>	<b>18</b>	<b>0.0</b>	<b>0</b>	<b>0</b>	<b>0</b>	<b>0</b>	<b>0</b>	<b>0</b>

**Diggs' Regular Season Single-Game Highs:****Tackles** - 13 at L.A. Rams (11/19/23)**Interceptions** - 2 (Twice, last vs. Las Vegas, 11/27/22)**Passes Defensed** - 3 vs. Arizona (9/10/17)**Diggs' Postseason Single-Game Highs:****Tackles** - 5 (Twice, last at San Francisco, 1/14/23)**INTERCEPTIONS, 2017-2024**

Since the beginning of the 2017 season, which was **Quandre Diggs'** third NFL season, he ranks among the NFL leaders in interceptions. Only **Xavien Howard**, **Kevin Byard**, **Justin Simmons**, **J.C. Jackson** and **Tyrann Mathieu** have more during that span.

**Most interceptions from 2017 to 2024:**

Player	Interceptions
1. Justin Simmons	30
2. Kevin Byard	29
Xavien Howard	29
4. Tyrann Mathieu	27
5. J.C. Jackson	26
6. <b>Quandre Diggs</b>	<b>24</b>
Harrison Smith	24
Jessie Bates	24
9. Jordan Poyer	22
Jalen Ramsey	22
Darius Slay	22

**#37 • S AMANI HOOKER****5-11, 210, 6th Year/6th with Titans, Iowa**[Click for complete bio](#)

Safety **Amani Hooker** is in his sixth NFL season in 2024. He was selected by the Titans in the fourth round (116th overall) of the 2019 NFL Draft.

During his first five seasons, Hooker's totals included seven interceptions, 22 passes defensed, and 245 tackles in 66 games (37 starts). Only **Kevin Byard** had more interceptions for the team from 2019 through 2023.

In 2023, Hooker played in 13 games and recorded a career-high 13 starts. He also established a career high with 80 tackles, which ranked fourth on the defense, and added one interception, seven passes defensed, two quarterback pressures and three tackles for loss. He finished the campaign on injured reserve.

In 2022, Hooker was limited to nine games due to injuries. He contributed 46 tackles, one interception, three passes defensed, one forced fumble, one fumble recovery, four quarterback pressures and one tackle for loss.



Hooker appeared in 12 games in 2021 with a career-high 12 starts. He totaled a career-best 62 tackles, one tackle for loss, one interception, four passes defensed and one forced fumble. He added seven tackles and an interception in the team's divisional playoff contest.

In 2020, Hooker played 16 games with three starts. He tied **Malcolm Butler** for the team lead with four interceptions and ranked fourth on the team with seven special teams tackles. Additionally, he totaled one tackle for loss and eight passes defensed.

As a rookie in 2019, Hooker played as a reserve safety in all 16 games and collected 13 tackles while ranking third on the team with eight special teams tackles.

During a three-year career at Iowa, Hooker played in 36 games with 19 starts and totaled 125 tackles, six interceptions, a sack, 3.5 tackles for loss and nine passes defensed. He declared for the NFL Draft following his junior campaign.

Hooker is a native of Minneapolis, Minn.

**2024 Game Notes:**

- **At Chicago (9/8)**, tied for the team lead with six tackles and also totaled two passes defensed, one quarterback pressure and one forced fumble. He was part of a defensive effort that allowed only 64 net passing yards. In the second quarter, he was credited with his third career forced fumble, but the ball was recovered by the Bears.
- **Against the N.Y. Jets (9/15)**, registered three tackles and a quarterback pressure.
- **Against Green Bay (9/22)**, totaled five tackles while leading the team and establishing a career high with two tackles for loss.
- **At Miami (9/30)**, tied for second on the team with six tackles and added a pass defensed.
- **Against Indianapolis (10/13)**, totaled one interception, six tackles, one tackle for loss and one quarterback pressure. In the first quarter, he picked off a Joe Flacco pass to notch his eighth career interception (first of 2024). He returned the ball 30 yards to set up a Titans touchdown on the ensuing drive.
- **At Buffalo (10/20)**, posted three tackles, one tackle for loss and a forced fumble. In the third quarter, he was credited with his fourth career forced fumble (second of 2024), knocking the ball out of the grasp of tight end Dalton Kincaid before the ball went out of bounds.
- **At Detroit (10/27)**, totaled six tackles and added a stop on special teams.
- **Against New England (11/3)**, set a career high with two interceptions, including the game-clinching takeaway in overtime. He picked off Drake Maye in the extra period at Tennessee's 11-yard line to seal the victory. In the second quarter, he intercepted Maye and returned the ball 17 yards. He was the team's first player with two interceptions in a game since Kevin Byard against Dallas on Dec. 29, 2022. His performance increased his season total to a team-high three interceptions and improved his career total to 10 interceptions. He became the 10th player for the organization in its "Titans era" (1999 to present) to reach 10 career interceptions. His three passes defensed led the team and set a career high. He also totaled five



tackles and one quarterback pressure.

- **At the Los Angeles Chargers (11/10)**, posted four tackles.
- **Against Minnesota (11/17)**, tallied four tackles.
- **At Houston (11/24)**, did not play due to illness.
- **At Washington (12/1)**, recorded his fourth interception of the season, picking off a deflected pass in the third quarter. He matched his career high for interceptions in a season after previously tallying four interceptions in 2020. Hooker joined Kevin Byard (five), Michael Griffin (three), and Chris Hope (two) as the only safeties in the team's "Titans era" (1999 to present) with multiple four-interception seasons. He added seven tackles.
- **Against Jacksonville (12/8)**, finished third on the team with six tackles and added a quarterback pressure.
- **Against Jacksonville (12/8)**, totaled six tackles.
- **At Indianapolis (12/22)**, totaled five tackles and an interception. In the first quarter, he intercepted a pass by Anthony Richardson and returned the ball 19 yards. He established a career high with his fifth interception of the season, eclipsing his previous best mark of four interceptions in 2020, while also increasing his career total to 12 interceptions. He became the NFL's first player in 2024 with at least five interceptions, two forced fumbles and 50 tackles on defense.
- **At Jacksonville (12/29)**, he was inactive with a shoulder injury.

**Hooker's Career Regular Season Statistics:**

Year	Team	GP	GS	Tackle	Sack	QBP	TFL	Int	PD	FF	FR
2019	Ten	16	0	13	0.0	0	0	0	0	0	0
2020	Ten	16	3	44	0.0	0	1	4	8	0	0
2021	Ten	12	12	62	0.0	0	1	1	4	1	0
2022	Ten	9	9	46	0.0	4	1	1	3	1	1
2023	Ten	13	13	80	0.0	2	3	1	7	0	0
2024	Ten	14	14	70	0.0	7	4	5	9	2	0
<b>Totals</b>		<b>80</b>	<b>51</b>	<b>315</b>	<b>0.0</b>	<b>13</b>	<b>10</b>	<b>12</b>	<b>31</b>	<b>4</b>	<b>1</b>

**Hooker's Career Postseason Statistics:**

Year	Team	GP	GS	Tackle	Sack	QBP	TFL	Int	PD	FF	FR
2019	Ten	3	0	3	0.0	0	0	0	0	0	0
2020	Ten	1	0	0	0.0	0	0	0	0	0	0
2021	Ten	1	1	7	0.0	0	0	1	2	0	0
<b>Totals</b>		<b>5</b>	<b>1</b>	<b>10</b>	<b>0.0</b>	<b>0</b>	<b>0</b>	<b>1</b>	<b>2</b>	<b>0</b>	<b>0</b>

**Hooker's Regular Season Single-Game Highs:**

- Tackles** - 12 at L.A. Rams (11/7/21)
- Interceptions** - 2 vs. New England (11/3/24)
- Passes Defensed** - 3 vs. New England (11/3/24)

**Hooker's Playoff Single-Game Highs:**

- Tackles** - 7 vs. Cincinnati (1/22/22)
- Interceptions** - 1 vs. Cincinnati (1/22/22)
- Passes Defensed** - 2 vs. Cincinnati (1/22/22)

**TITANS INTERCEPTIONS, 1999-2024**

During the franchise's "Titans era," which began in 1999, current safety **Amani Hooker** has the ninth most interceptions for the team. He has picked off 12 passes since he was selected by the Titans in the fourth round of the 2019 NFL Draft.

**Most interceptions for the Titans from 1999 to 2024:**

Player	Position	Seasons	Interceptions
1. Kevin Byard III	S	2016-2023	27
2. Michael Griffin	S	2007-2015	25
3. Samari Rolle	CB	1999-2004	23
4. Keith Bulluck	LB	2000-2009	19
5. Andre Dyson	CB	2001-2004	16
Chris Hope	S	2006-2011	16
7. Cortland Finnegan	CB	2006-2011	14
8. Jason McCourty	CB	2009-2016	13
<b>9. Amani Hooker</b>	<b>S</b>	<b>2019-2024</b>	<b>12</b>
10. Alterraun Verner	CB	2010-2013	11

**2024 INTERCEPTION LEADERS**

Titans safety **Amani Hooker** has recorded a career-high five interception and ranks in the NFL's top 10 in 2024.

**Most interceptions in 2024:**

Player	Team	Position	Interceptions
1. Xavier McKinney	Green Bay Packers	S	7
Kerby Joseph	Detroit Lions	S	7
3. C.J. Gardner-Johnson	Philadelphia Eagles	S	6
Marlon Humphrey	Baltimore Ravens	CB	6
Byron Murphy	Minnesota Vikings	CB	6
<b>6. Amani Hooker</b>	<b>Tennessee Titans</b>	<b>S</b>	<b>5</b>
Donte Jackson	Pittsburgh Steelers	CB	5
Derek Stingley Jr.	Houston Texans	CB	5
Calen Bullock	Houston Texans	S	5
10. (eight tied)			4

**MORE TITANS SAFETIES**

**30 - S KENDELL BROOKS**

**6-0, 206, 1st Year, Michigan State**

➤ Kendell Brooks was signed to the Titans practice squad on Sept. 2, 2024, and he was promoted to the 53-man roster on Dec. 7, 2024.

➤ Spent time with the Commanders and Colts during the 2024 preseason after signing with the Cardinals as a rookie free agent following the 2023 NFL Draft.

➤ Brooks played in 24 games in two seasons at Michigan State, recording 100 tackles, 3.5 tackles for loss, three passes defensed and three forced fumbles.

➤ Transferred to Michigan State after three seasons at North Greenville (2018-20).

➤ Brooks is a native of Swansea, S.C.



**2024 Game Notes:**

- **Against Jacksonville (12/8)**, made his NFL debut on special teams.

**44 - S MIKE BROWN**

**6-1, 218, 2nd Year/2nd with Titans, Miami (Ohio)**

➤ Mike Brown was signed by the Titans off the practice squad of the Cleveland Browns on Jan. 2, 2023.

➤ In 2023, Brown appeared in nine contests with one start. He produced seven tackles and one pass defensed.

➤ With the Titans in 2022, he was inactive for the only game he was on the 53-man roster.

➤ Brown originally signed with the Minnesota Vikings as a rookie free agent on May 1, 2022. He spent training camp with the Vikings before being released. After a stint on Green Bay's practice squad, he rejoined the Vikings practice squad on Oct. 5, was released on Oct. 18, and then joined the Browns on Oct. 25. He appeared in three games with the Browns and registered one special teams tackle.

➤ During his career at the Miami University (Ohio), he played in 54 games, tallying 196 total tackles, 15.5 tackles for loss and four interceptions.

➤ As a senior in 2021, he appeared in 13 games and posted a career high in tackles (64), tackles for loss (9.5) and sacks (1.5).

➤ He is a native of Grand Rapids, Mich.

**2024 Game Notes:**

➤ **Against Indianapolis (10/13)**, posted a team-high two special teams tackles.

➤ **Against New England (11/3)**, entered the game on defense in the second quarter after starter Quandre Diggs exited with a foot injury. He set a career high with seven tackles. He was also credited with his second career pass defensed.

➤ **At the Los Angeles Chargers (11/10)**, recorded his second career start and his first of 2024. He set a career high with eight tackles.

➤ **At Jacksonville (12/29)**, tied for second on the defense with seven tackles and added a special teams tackle.



**24 - DB JULIUS WOOD****6-1, 193, Rookie, East Carolina**

- Julius Wood was acquired off waivers from the Dallas Cowboys on Aug. 28, 2024.
- Wood entered the NFL in 2024 as a rookie free agent with the Cowboys.
- Wood spent three seasons at East Carolina (2021-23) after two years at Blinn College (2019-20).
- At East Carolina, he appeared in 37 games with 24 starts. His statistics with the Pirates included 189 tackles, 5.5 tackles for loss, four interceptions, three forced fumbles and eight passes defended.
- As a super senior in 2023, he was named team co-captain and earned first-team All-AAC honors after starting all 12 games and leading the team with 86 tackles. He added a team-high two interceptions, three tackles for loss and a pass breakup.
- He is a native of Columbus, Ohio.

**2024 Notes:**

- Added to the reserve/suspended list on Dec. 3.

**35 - CB DARYL WORLEY****6-1, 210, 7th Year, West Virginia**

- Daryl Worley signed to the Titans practice squad on Nov. 5, 2024 and was promoted to the 53-man roster on Nov. 29, 2024.
- Prior to joining the Titans, Worley played in 90 games, totaling 292 tackles, five interceptions, 40 passes defended and one fumble recovery during his time with the Panthers (2016-17), Raiders (2018-20), Cowboys (2020), Bills (2020), Lions (2021) and Ravens (2021-23).
- Before arriving in Tennessee, he spent three seasons (2021-23) in Baltimore, playing in 20 games (three starts) and recording 21 tackles, one stop for loss and three passes defended. He also played in one playoff game with the Ravens in 2021.
- In 2023, he appeared in 12 games with two starts for the Ravens, totaling nine tackles and one pass defended.
- He was originally drafted by the Panthers in the third round (77th overall) of the 2016 NFL Draft. In Carolina, he played in 31 games over his first two seasons, recording 150 tackles, six tackles for loss, two sacks, three interceptions and 19 passes defended.
- Worley played 34 games in three seasons (2013-15) for West Virginia University and earned All-Big 12 honors in his final season.
- He is a native of Philadelphia, Pa.

**2024 Game Notes:**

- **At Houston (11/24)**, logged his first start in a Titans uniform. He totaled four tackles and one pass defended.
- **At Washington (12/1)**, started at safety and led the team with a career-high 17 total tackles. His previous high for tackles in a game was 12 at Oakland as a member of the Carolina Panthers on Nov. 27, 2016. Worley registered the highest tackle total by a Titans defender (press box statistics) since Akeem Ayers had 17 total stops against Detroit on Sept. 23, 2012. He became the second Titans defensive back since the beginning of the 2000 season to be credited with 17 tackles in a game (press box tackle statistics), joining safety Michael Griffin (18 vs. San Diego on Sept. 16, 2012). Worley joined three other NFL players in 2024—and became the first defensive back in 2024—to be credited with 17 or more tackles in a game, along with Indianapolis Colts linebacker Grant Stuard (18 vs. Miami, Oct. 20), Baltimore Ravens linebacker Roquan Smith (18 at Tampa Bay, Oct. 21) and New York Jets linebacker Jamien Sherwood (17 at Arizona, Nov. 10).
- **Against Jacksonville (12/8)**, tallied six tackles in a start.
- **Against Cincinnati (12/15)**, totaled five tackles and an interception. In the third quarter, he recorded his first interception of the season, picking off a Joe Burrow pass at the Tennessee three-yard line. It was Worley's sixth career interception and first since 2019.
- **At Jacksonville (12/29)**, tied for second on the defense with seven tackles and added a quarterback pressure.

**TITANS SPECIALISTS****PUNTERS**


No.	Name	Ht	Wt	Exp	College
4	Stonehouse, Ryan	5-10	193	3	Colorado State

**KICKERS**

No.	Name	Ht	Wt	Exp	College
6	Folk, Nick	6-1	225	17	Arizona

**LONG SNAPPERS**

No.	Name	Ht	Wt	Exp	College
46	Cox, Morgan	6-4	233	15	Tennessee

**#46 • LS MORGAN COX****6-4, 233, 15th Year/4th with Titans, Tennessee**[Click for complete bio](#)

Long snapper **Morgan Cox** is in his 15th NFL season and his fourth campaign with the Titans in 2024. He was signed by the Titans as an unrestricted free agent on March 19, 2021.

In 2023, Cox handled all of the team's long snapping duties for the third consecutive season. With 51 consecutive games played in his first three seasons with the Titans, he finished the 2023 campaign with the longest active streak of games played for the team. His efforts helped kicker **Nick Folk** lead the NFL in field goal accuracy (96.7 percent) and helped punter **Ryan Stonehouse** lead the NFL for a second consecutive season in gross punting average (53.1). He was also a finalist in 2023 for the NFL's Bart Starr Award.

In 2022, Cox was named to his fifth career Pro Bowl. He has more Pro Bowl appearances than any other player at his position since the league began naming long snappers to the Pro Bowl in 2004.

His steady play in 2022 helped Stonehouse, a rookie, lead the league and set a new NFL record with a 53.1-yard gross punting average. Stonehouse also finished fourth in the NFL and set a rookie record with a 44.0-yard net average. Meanwhile, kicker **Randy Bullock** made 17 of 20 field goals (85.0 percent) and made all 28 extra point attempts.

In 2021, Cox handled all of the team's long snapping duties in 17 regular season games and one postseason game. He helped Bullock finish ninth in franchise history with 120 points in a single season, including three game-winning field goals (Sept. 19 at Seattle, Oct. 31 at Indianapolis and Dec. 23 against San Francisco). He also snapped for punter **Brett Kern**, who had the league's third-best ratio of punts inside the 20 to touchbacks (18:1).

In his first 11 seasons, Cox appeared in 165 regular season games for the Baltimore Ravens, serving as the team's primary long snapper after entering the NFL as an undrafted free agent in 2010. He was selected to four Pro Bowls and was a part of five playoff teams in Baltimore, totaling 10 postseason games played.

In 2020, he earned his fourth career Pro Bowl selection. He helped kicker **Justin Tucker** record his fifth consecutive season with at least 130 points, tying the NFL record of consecutive seasons with 130-plus points. Tucker connected on 26 of 29 field goals (89.7 percent) and was 52 of 53 on extra points (98.1 percent). Cox also snapped on all 51 of **Sam Koch's** 51 punts, as Koch was the NFL's only punter to place at least 20 punts (22) inside in the 20-yard line and have no more than one touchback.

A native of Collierville, Tenn., Cox played 38 games in three seasons (2007-09) as the primary long snapper at the University of Tennessee.







## #6 • K NICK FOLK

6-1, 225, 17th Year/2nd with Titans, Arizona

[Click for complete bio](#)



Kicker **Nick Folk** is in his 17th NFL season and his second campaign with the Titans in 2024. He was acquired by the Titans in a trade with the New England Patriots on Aug. 29, 2023.

At the conclusion of the 2023 season, Folk's 382 career field goals ranked fourth among all active kickers behind only **Matt Prater** (401), **Mason Crosby** (400) and **Justin Tucker** (395), and Folk's number also ranked 19th in NFL history. His 1,632 total points scored ranked 23rd in league annals. Among all active NFL players at the conclusion of 2023, Folk's 228 career games ranked 10th.

Through 2023, Folk carried an all-time NFL-record streak of 78 consecutive field goals from under 40 yards—a streak going back to 2017. Tucker previously owned the record with 70 straight under-40-yarders from 2016 to 2020.

In his first season in Tennessee, Folk appeared in all 17 games and made 29 field goals on 30 attempts. His career-best 96.7 percent accuracy on field goals led the NFL and tied for the 14th-best single-season mark in NFL history. It also established a new franchise record for a single season, breaking the record of 92.3 percent by **Al Del Greco** (1998) and **Rob Bironas** (2010). Folk's initial season with the Titans also included 28 extra points on 30 attempts. His 115 total points tied for the 13th-best single-season total in franchise history.

In his first 15 NFL seasons prior to joining the Titans, Folk spent time with the Dallas Cowboys (2007-09), New York Jets (2010-2016), Tampa Bay Buccaneers (2017) and Patriots (2019-22). During that time, he connected on 82.9 percent (353 of 426) of his field goal attempts and 96.8 percent of his extra point attempts (458 of 473). He had 10 seasons with at least 100 points, including a league-leading 150 points in 2021 with the Patriots. He registered 11 game-winning field goals in the regular season and one in postseason play.

Over his four years with New England, Folk made 108 of his 121 field goal attempts (89.3 percent) in 57 games. He departed the Patriots in fifth place on the New England all-time field goal list and tied for seventh place on the franchise's all-time scoring list with 440 total points.

In 2022, he played in all 17 games for New England and totaled 128 points on 32-of-37 field goal attempts. He was also 32-of-35 on extra points. Folk became one of six all-time NFL players to have at least five seasons with 30 field goals, joining Tucker (eight), **Stephen Gostkowski** (five), **Robbie Gould** (five), **John Carney** (five) and **David Akers** (five).

Folk established the NFL record for consecutive field goals made under 50 yards with a streak of 64 such kicks from Oct. 5, 2017 to Oct. 16, 2022. He broke the record (56 consecutive) set by **Ryan Succop** of the Titans from 2014 to 2017.

While with the Patriots, he also set the franchise mark for consecutive field goals made (36) during a streak that spanned from 2020 to 2021 and posted the third-highest field goal percentage for a season by a Patriot in 2020 (92.9).

Folk entered the NFL as a sixth-round selection by the Dallas in the 2007 NFL Draft. As a rookie for the Cowboys, he earned a Pro Bowl selection and all-rookie honors.

A native of Sherman Oaks, Calif., Folk attended the University of Arizona, where he earned All-PAC 10 accolades in his final season.

### 2024 Game Notes:

- **At Chicago (9/8)**, made his only field goal attempt, a 40-yarder in the second quarter, and made both of his extra point attempts.
- **Against the N.Y. Jets (9/15)**, made a 41-yard field goal as time expired in the first half and also connected on both of his extra point attempts. With his 384th career field goal, he surpassed Nick Lowery (383) for 18th place in NFL history.
- **Against Green Bay (9/22)**, made both extra points.
- **At Miami (9/30)**, named AFC Special Teams Player of the Week after matching his career high with five field goals and also making both extra points. He connected from 53, 52 and 47 yards in the second quarter, marking his third career game in which he made three or more field goals in a single quarter. He added a 51-yarder in the third quarter and a 29-yarder in the fourth quarter. His performance established a career high with three field goals of 50-plus yards in a game. It was his third career game with at

### Cox's Career Regular Season Statistics:

Year	Team	GP	GS	SpT Tackles
2010	Bal	15	0	1
2011	Bal	16	0	0
2012	Bal	16	0	2
2013	Bal	16	0	2
2014	Bal	7	0	0
2015	Bal	16	0	0
2016	Bal	16	0	2
2017	Bal	16	0	1
2018	Bal	16	0	1
2019	Bal	16	0	0
2020	Bal	15	0	2
2021	Ten	17	0	1
2022	Ten	17	0	1
2023	Ten	17	0	1
2024	Ten	16	0	3
<b>NFL Totals</b>		<b>232</b>	<b>0</b>	<b>17</b>

### Cox's Career Postseason Statistics:

Year	Team	GP	GS	SpT Tackles
2011	Bal	2	0	0
2012	Bal	4	0	0
2018	Bal	1	0	0
2019	Bal	1	0	0
2020	Bal	2	0	0
2021	Ten	1	0	0
<b>Playoff Totals</b>		<b>11</b>	<b>0</b>	<b>0</b>

## MOST GAMES BY ACTIVE NFL PLAYERS

Two current members of the Titans roster are included in the top 10 in the NFL's list of most career games by active players: long snapper **Morgan Cox** and kicker **Nick Folk**.

### Most career games by active NFL players:

Player	Pos	Current Team	Career Games
1. Marcedes Lewis	TE	Chicago Bears	284
2. Calais Campbell	DL	Miami Dolphins	260
3. J.J. Jansen	LS	Carolina Panthers	259
4. Thomas Morstead	P	New York Jets	254
Matt Prater	K	Arizona Cardinals	254
6. Jason Peters	OL	Seattle Seahawks	248
7. Aaron Rodgers	QB	New York Jets	247
8. Jon Weeks	LS	Houston Texans	243
9. <b>Nick Folk</b>	K	<b>Tennessee Titans</b>	<b>242</b>
10. <b>Morgan Cox</b>	LS	<b>Tennessee Titans</b>	<b>232</b>



least two field goals of 50-plus yards and his first time accomplishing the feat since Oct. 10, 2021 at Houston, when he was a member of the New England Patriots. He increased his career total to 44 career field goals from 50-plus yards on 67 career attempts (65.7 percent). He logged his 52nd career game with three or more field goals. In finishing the contest with 389 field goals, he surpassed David Akers (386) for 17th place in NFL history for career field goals. He also set a career high with seven touchbacks on kickoffs.

➤ **Against Indianapolis (10/13)**, made a 44-yard field goal in the second quarter and also connected on both extra point attempts.

➤ **At Buffalo (10/20)**, made a 25-yard field goal in the first quarter and in the second quarter made his only extra point attempt. He connected on his 18th consecutive field goal, dating back to Nov. 12, 2023, which gave him the fifth-longest streak of his career and also tied for the eighth-longest streak in team annals.

➤ **At Detroit (10/27)**, made both of his extra point attempts.

➤ **Against New England (11/3)**, made both of his field goal attempts and both of his extra point attempts. He connected on a 21-yard field goal in the third quarter and made the game-winning 25-yard field goal in overtime. He registered his 14th career game-winning field goal, including 13 in the regular season and one in the playoffs. It was his second game-winner since joining the Titans in 2023 (Sept. 17, 2023 vs. L.A. Chargers). With 393 career field goals, he surpassed Stephen Gostkowski (392) for 16th place in NFL history. He also ran his streak to 20 consecutive field goals made since Nov. 12, 2023, which was the fourth-longest streak of his career and tied for the Titans/Oilers franchise record. He matched the record of 20 consecutive field goals that was reached previously on five different occasions, including once by Folk in 2023.

➤ **At the Los Angeles Chargers (11/10)**, made a 27-yard field goal and missed from 49 yards. His franchise-record-tying streak of 20 consecutive field goals made came to an end. He also made both extra point attempts. He became the franchise's fourth player to appear in a game after his 40th birthday and the first since kicker Gary Anderson in 2004. The other players who did so for the franchise were offensive lineman Bruce Matthews and quarterback Dave Krieg. Folk joined Jets quarterback Aaron Rodgers, Bears tight end Marcedes Lewis and Arizona kicker Matt Prater as the NFL's only players to participate in games in 2024 in their 40s.

➤ **Against Minnesota (11/17)**, made both of his field goal attempts and made his only extra point attempt. He booted a 30-yard field goal in the first quarter and a 43-yarder in the fourth quarter. He increased his all-time NFL-record streak to 84 consecutive field goals made on attempts from less than 40 yards.

➤ **At Houston (11/24)**, made all three field goals and all three extra point attempts. He connected on attempts of 51 yards in the first quarter, 56 yards in the second quarter and 51 yards in the third quarter. He registered his second career game with three field goals of 50-plus yards, equaling what he accomplished for the first time in his career this season at Miami on Sept. 30. He became the first kicker in NFL history to make three field goals of 50-plus yards after his 40th birthday. He joined Pittsburgh's Chris Boswell (twice) and Houston's Ka'imi Fairbairn (twice) as the NFL's only kickers in 2024 to make three 50-yarders in two different games. No other NFL kicker had done so in a single game prior to Week 12. Folk matched his career long (Oct. 17, 2010 at Denver) with a 56-yarder as time expired in the first half. His 56-yard field goal tied for the second-longest field goal in franchise history behind Rob Bironas' 60-yarder against Indianapolis on Dec. 3, 2006. Bironas also made a 56-yard field goal (Nov. 19, 2007 at Denver), as did Al Del Greco (Oct. 27, 1996 vs. San Francisco). With 399 career field goals, he surpassed Matt Bryant (397) for 15th place in NFL history.

➤ **At Washington (12/1)**, made both of his field goal attempts and his only extra point attempt. With his 400th career field goal, a 41-yarder in the third quarter, he became the third active player to hit 400 field goals, joining Justin Tucker and Matt Prater. With his 44-yard field goal in the third quarter, he passed Mason Crosby (400) for 14th place in NFL history in career field goals. Folk became the 12th player in Titans/Oilers history to attempt 50 field goals with the organization, and his 48 successful field goals on his first 50 attempts with the team (96.0 percent) broke the previous franchise mark of 43 field goals in Ryan Succop's first 50 attempts from 2014 to 2016.

➤ **Against Jacksonville (12/8)**, made a 46-yard field goal to conclude the Titans' opening drive and added a 39-yarder in the third quarter. He became the eighth player in franchise history to reach 50 field goals. It was his 30th contest in a Titans uniform, and his 96.2 percentage on field goals (50 of 52) with the Titans was the best of any NFL player in his first 30 games with a team since 1970 (minimum 30 games). His percentage exceeded the mark established by Robbie Gould, who made 95.8 percent of his attempts (68 of

71) in his first 30 contests with the San Francisco 49ers. The best previous percentage on field goals in a player's first 30 games with the Titans/Oilers was held by Ryan Succop, who made 86.5 percent of his attempts (32 of 37) at the beginning of his tenure in Tennessee from 2014 to 2015. With his 39-yard field goal, he increased his all-time NFL-record streak to 85 consecutive field goals made on attempts from less than 40 yards.

➤ **Against Cincinnati (12/15)**, made all three of his extra point attempts.

➤ **At Indianapolis (12/22)**, he was inactive with an abdomen injury, ending a streak of 85 consecutive games played.

➤ **At Jacksonville (12/29)**, he was inactive with an abdomen injury.

#### Folk's Career Regular Season Statistics:

Year	Team	GP	FGM	FGA	Pct	Lg	XPM	XPA	Pts
2007	Dal	16	26	31	83.9	53	53	53	131
2008	Dal	16	20	22	90.9	52	42	42	102
2009	Dal	14	18	28	64.3	51	36	36	90
2010	NYJ	16	30	39	76.9	56	37	37	127
2011	NYJ	16	19	25	76.0	51	44	44	101
2012	NYJ	16	21	27	77.8	54	30	30	93
2013	NYJ	16	33	36	91.7	54	27	27	126
2014	NYJ	16	32	39	82.1	55	23	23	119
2015	NYJ	8	13	16	81.3	55	19	19	58
2016	NYJ	16	27	31	87.1	51	24	26	105
2017	TB	4	6	11	54.5	50	7	9	25
2019	NE	7	14	17	82.4	51	12	12	54
2020	NE	16	26	28	92.9	51	30	33	108
2021	NE	17	36	39	92.3	53	42	47	150
2022	NE	17	32	37	86.5	54	32	35	128
2023	Ten	17	29	30	96.7	53	28	30	115
2024	Ten	14	21	22	95.5	56	25	25	88
<b>NFL Totals</b>		<b>242</b>	<b>403</b>	<b>478</b>	<b>84.3</b>	<b>56</b>	<b>511</b>	<b>528</b>	<b>1,720</b>

#### Folk's Career Postseason Statistics:

Year	Team	GP	FGM	FGA	Pct	Lg	XPM	XPA	Pts
2007	Dal	1	1	1	100.0	34	2	2	5
2010	NYJ	3	2	3	66.7	42	8	8	14
2019	NE	1	2	2	100.0	36	1	1	7
2021	NE	1	1	1	100.0	44	2	2	5
<b>Playoff Totals</b>		<b>6</b>	<b>6</b>	<b>7</b>	<b>85.7</b>	<b>44</b>	<b>13</b>	<b>13</b>	<b>31</b>

#### Folk's Regular Season Single-Game Highs:

**Field Goals Made** - 5 (seven times, last at Miami, 9/30/24)

**Field Goal Attempts** - 6 vs. Tennessee (11/28/21)

**Longest Field Goal** - 56 (two times, last at Houston, 11/24/24)

**PATs Made** - 6 (five times, last vs. Cleveland, 11/14/21)

**PATs Attempted** - 7 vs. N.Y. Jets (10/24/21)

**Points** - 18 vs. Tennessee (11/28/21)

#### Folk's Playoff Single-Game Highs:

**Field Goals Made** - 2 vs. Tennessee (1/4/20)

**Field Goal Attempts** - 2 vs. Tennessee (1/4/20)

**Longest Field Goal** - 44 at Buffalo (1/15/22)

**PATs Made** - 4 at New England (1/16/11)

**PATs Attempted** - 4 at New England (1/16/11)

**Points** - 6 vs. Tennessee (1/4/20)

## FIELD GOAL LEADERS, ACTIVE PLAYERS

Among all active NFL kickers (on an active roster, practice squad or reserve list), **Nick Folk** ranks behind only Arizona's **Matt Prater** and Baltimore's **Justin Tucker** in career field goals.

#### Most field goals among active NFL players:

Kicker	Current Team	Career FGs
1. Justin Tucker	Baltimore Ravens	417
2. Matt Prater	Arizona Cardinals	407
3. <b>Nick Folk</b>	<b>Tennessee Titans</b>	<b>403</b>
4. Greg Zuerlein	New York Jets	338
5. Graham Gano	New York Giants	331
6. Chris Boswell	Pittsburgh Steelers	271
7. Brandon McManus	Green Bay Packers	270
8. Jason Myers	Seattle Seahawks	255
9. Cairo Santos	Chicago Bears	240
Dustin Hopkins	Cleveland Browns	240





## ALL-TIME FIELD GOAL LEADERS

In the history of the NFL, Titans kicker **Nick Folk** is in the top 15 in career field goals made. On Dec. 1, 2024, he became the 15th player in NFL history with 400 career field goals.

### Most field goals in NFL history:

Kicker	Made	Attempts	Pct
1. Adam Vinatieri	599	715	83.8%
2. Morten Andersen	565	709	79.7%
3. Gary Anderson	538	672	80.1%
4. Jason Hanson	495	601	82.4%
5. John Carney	478	580	82.4%
6. Matt Stover	471	563	83.7%
7. John Kasay	461	563	81.9%
8. Robbie Gould	447	517	86.5%
9. Phil Dawson	441	526	83.8%
10. Sebastian Janikowski	436	542	80.4%
Jason Elam	436	540	80.7%
12. Justin Tucker	417	468	89.1%
13. Matt Prater	407	487	83.6%
<b>14. Nick Folk</b>	<b>403</b>	<b>478</b>	<b>84.3%</b>
15. Mason Crosby	400	492	81.3%

## CONSECUTIVE FGs, FRANCHISE HISTORY

**Nick Folk** tied the franchise's all-time record for consecutive field goals made by making 20 consecutive attempts from 2023 to 2024. He matched a record was reached on five prior occasions, including one other time by Folk in 2023.

After joining the Titans in a trade on Aug. 29, 2023, Folk made his first 20 field goals he attempted before his first miss from 51 yards at Tampa Bay on Nov. 12, 2023. His 20 consecutive field goals made to start a season were the most in franchise history.

After his first and only miss in 2023, he made his next 20 field goals before missing a 49-yarder at the Los Angeles Chargers on Nov. 10, 2024.

**Al Del Greco** established the benchmark from 1998 to 1999, and **Rob Bironas** later matched the record on three different occasions.

### Most consecutive field goals made, franchise history:

Player	Dates	Consecutive Field Goals
1. <b>Nick Folk</b>	<b>Nov. 12, 2023–Nov. 3, 2024</b>	<b>20</b>
<b>Nick Folk</b>	<b>Sept. 10, 2023–Nov. 12, 2023</b>	<b>20*</b>
Rob Bironas	Nov. 27, 2011–Sept. 23, 2012	20
Rob Bironas	Oct. 3, 2010–Jan. 2, 2011	20
Rob Bironas	Dec. 16, 2007–Oct. 27, 2008	20
Al Del Greco	Nov. 15, 1998–Sept. 19, 1999	20
7. Ryan Succop	Oct. 23, 2016–Sept. 10, 2017	19
Rob Bironas	Oct. 14, 2007–Nov. 25, 2007	19
9. Al Del Greco	Oct. 29, 1995–Sept. 1, 1996	18
10. Ryan Succop	Sept. 17, 2017–Oct. 22, 2017	16

\* Franchise record for consecutive field goals made to start a season

## CONSECUTIVE FGs FROM UNDER 40 YARDS

Titans kicker **Nick Folk** has continued a streak that began six years ago by making more than 70 field goals from under 40 yards. His last miss in that range was a 31-yarder against New England on Oct. 5, 2017, when he played for the Tampa Bay Buccaneers.

On Nov. 2 at Pittsburgh, Folk broke the NFL record for most consecutive field goals made from under 40 yards. Baltimore's **Justin Tucker** previously owned the record with 70 straight under-40-yarders from 2016 to 2020.

### Most consecutive field goals made from under 40 yards, NFL history:

Player	Seasons	Field Goals Under 40 Yards
1. <b>Nick Folk</b>	<b>2017–2024</b>	<b>85</b> <i>active streak</i>
2. Justin Tucker	2016–2020	70
3. Shayne Graham	2009–2015	67

## FRANCHISE RECORD, FG PERCENTAGE

In 2023, **Nick Folk** set the franchise record for single-season field goal accuracy, connecting on 29 of his 30 attempts for a rate of 96.7 percent.

**Al Del Greco** established the previous club benchmark in 1998 with 36 successful field goals on 39 attempts for a rate of 92.3 percent. In 2010, **Rob Bironas** matched Del Greco's mark by making 24 of his 26 attempts.

### Highest field goal percentage in a season, franchise history:

Player	Season	Made	Attempts	FG Pct
1. <b>Nick Folk</b>	<b>2023</b>	<b>29</b>	<b>30</b>	<b>96.7</b>
2. Al Del Greco	1998	36	39	92.3
Rob Bironas	2010	24	26	92.3
4. Ryan Succop	2016	22	24	91.7
5. Rob Bironas	2011	29	32	90.6
6. Rob Bironas	2007	35	39	89.7
7. Rob Bironas	2008	29	33	87.9
8. Ryan Succop	2015	14	16	87.5
9. Gary Anderson	2003	27	31	87.1
Al Del Greco	1995	27	31	87.1

## FIELD GOAL ACCURACY IN 2023

In his first season in Tennessee, kicker **Nick Folk** made 29 of his 30 field goal attempts. His 96.7 percent accuracy led the NFL. Folk's percentage qualified as the best of his career and tied for the 13th-best single-season mark in NFL history among qualifiers.

### NFL field goal percentage leaders in 2023:

Player	Team	Field Goals ...		
		Made	Attempts	Pct
1. <b>Nick Folk</b>	<b>Tennessee Titans</b>	<b>29</b>	<b>30</b>	<b>96.7%</b>
2. Ka'imi Fairbairn	Houston Texans	27	28	96.4%
3. Brandon Aubrey	Dallas Cowboys	36	38	94.7%
4. Harrison Butker	Kansas City Chiefs	33	35	94.3%
5. Cameron Dicker	Los Angeles Chargers	31	33	93.9%
6. Jake Elliott	Philadelphia Eagles	30	32	93.8%
7. Chris Boswell	Pittsburgh Steelers	29	31	93.5%
Chase McLaughlin	Tampa Bay Buccaneers	29	31	93.5%
9. Cairo Santos	Chicago Bears	35	38	92.1%
Greg Zuerlein	New York Jets	35	38	92.1%

## FIVE SEASONS WITH 30 FIELD GOALS

As a member of the Patriots in 2022, Titans kicker **Nick Folk** became one of six NFL players to have at least five seasons with 30 field goals.

### Most NFL seasons with 30 or more field goals:

Player	Seasons
1. Justin Tucker	9
2. <b>Nick Folk</b>	<b>5</b>
Stephen Gostkowski	5
Robbie Gould	5
John Carney	5
David Akers	5
7. (eight tied)	4



## CONSECUTIVE FGs, NFL HISTORY

From 2020 to 2021, Nick Folk made 36 consecutive field goals as a member of the New England Patriots. Through the 2023 campaign, Folk's streak was tied for the sixth-longest such streak in NFL history.

### Most consecutive field goals in NFL history (through 2023):

Player	Team	Season(s)	Consecutive Field Goals
1. Adam Vinatieri	Indianapolis	2015–2016	44
2. Mike Vanderjagt	Indianapolis	2002–2004	42
3. Gary Anderson	San Francisco/Minnesota	1997–1998	40
4. Graham Gano	New York Giants	2020–2021	37
Jason Myers	Seattle	2019–2021	37
6. Nick Folk	New England	2020–2021	36
Matt Stover	Baltimore	2005–2006	36
8. Brandon Aubrey	Dallas	2023	35
Justin Tucker	Baltimore	2015–2016	35
Adam Vinatieri	Indianapolis	2013–2014	35

## #4 • P RYAN STONEHOUSE

5-10, 193, 3rd Year/3rd with Titans, Colorado State

[Click for complete bio](#)



Punter **Ryan Stonehouse** is in his third NFL season in 2024. He was signed by the Titans as a rookie free agent on May 13, 2022.

In only two NFL seasons, Stonehouse recorded the top two single-season gross punting averages in NFL history, and he also recorded two of the top three single-season net averages in franchise history. He became the first punter in NFL annals to lead the league in gross punting average in each of his first two seasons.

In 2023, he appeared in the first 12 games of the season before missing the final five contests on injured reserve. Despite his missed time, he averaged a league-high 53.06 yards per punt, grossing 2,812 yards on 53 attempts. The average qualified as the second-highest figure in NFL history behind his own record-setting 53.10 yards per punt as a rookie in 2022. He also finished sixth in the NFL with a 43.87-yard net punting average, which ranked third in franchise history.

In 2022, Stonehouse finished the season with a gross average of 53.10 yards per punt on 90 total punts (4,779 total yards). In doing so, he broke **Sammy Baugh's** single-season NFL record of 51.40 yards per punt, which was established in 1940 and was never matched among qualifiers (2.5 punts per team game) until Stonehouse's rookie campaign. Stonehouse's mark also surpassed **Brett Kern's** franchise record of 49.7 yards per punt in 2017.

With a net punting average of 44.0 yards per punt in 2022, Stonehouse also established a new NFL record for the highest net average by a rookie punter. He broke the record set by Indianapolis' **Rigoberto Sanchez**, who averaged 42.64 net yards per punt as a rookie in 2017. Stonehouse finished fourth in the NFL in net punting behind veterans **Tommy Townsend** (45.6), **Michael Dickson** (44.5) and **Johnny Hekker** (44.1). In franchise history, his net average ranked second for a single season, trailing only Kern's 44.6 net average in 2017.

Stonehouse's 90 punts in 2022 made up the NFL's second-highest total. Only Denver's **Corliss Waitman** (96) had more. The 90 punts by Stonehouse tied **Craig Henrich's** 1999 number for the fourth-highest total in team annals behind **Rich Camarillo** (96 punts in 1994) and **Cliff Parsley** (93 in 1979; 91 in 1978).

Stonehouse appeared in 53 games over five seasons at Colorado State (2017-21) and set an NCAA career record with a 47.8-yard gross punting average. His career totals included 244 punts for 11,656 yards with 91 punts inside the 20. He totaled 106 punts of 50-plus yards and became the first player in Colorado State history to log 11,000 punting yards in a career.

During his final college season in 2021, Stonehouse appeared in 12 games and averaged 50.9 yards per attempt on 58 punts, including a career-long 81-yard punt. He placed 27 punts inside the 20-yard line and totaled 32 punts of 50-plus yards en route to being named a second-team All-Mountain West selection and a Ray Guy Award semifinalist.

He is a native of La Verne, Calif.

### 2024 Game Notes:

- **At Chicago (9/8)**, played in the regular season for the first time since suffering a season-ending knee injury on Dec. 3, 2023. He averaged 53.6 yards on five punts (34.0 net) with one punt placed inside the 20 and one punt blocked.
- **Against the N.Y. Jets (9/15)**, averaged 56.5 yards on four punts (38.2 net) with one punt placed inside the 20 and one punt blocked. His 56.5-yard gross average was the fifth-best of his career in a game with four or more punts. He booted a 63-yard punt in the third quarter, and his 59-yarder in the fourth quarter pinned the Jets inside the 20.
- **Against Green Bay (9/22)**, averaged 46.8 yards (43.0 net) on four punts with one punt placed inside the 20. In the fourth quarter, he launched a 57-yard punt.
- **At Miami (9/30)**, averaged 41.8 yards (32.4 net) on five punts with two punts placed inside the 20. In the third quarter, he booted a 64-yard punt.
- **Against Indianapolis (10/13)**, averaged 57.8 yards (40.4 net) on five punts. His 57.8-yard gross average was the second-best average of his career and ranked fourth in franchise history for a single game (minimum four punts). In the fourth quarter, he registered a career-long 75-yard punt. It was the longest punt by a Titans player since Brett Kern tied the franchise record with a 79-yarder against the Colts on Dec. 28, 2014. Stonehouse's previous long punt was 74 yards (twice, last at Cleveland on Sept. 24, 2023).
- **At Buffalo (10/20)**, averaged 53.2 yards (42.0 net) on five punts in windy conditions. In the second quarter, he registered a 62-yard punt, logging his third consecutive game with a punt of at least 62 yards.
- **At Detroit (10/27)**, averaged 49.3 yards (17.7 net) on six punts with two punts placed inside the 20.
- **Against New England (11/3)**, averaged 46.6 yards (28.8 net) on five punts with two punts placed inside the 20. He recorded his 15th consecutive game with at least one punt of 55-plus yards (58).
- **At the Los Angeles Chargers (11/10)**, averaged 53.5 gross yards and 50.0 net yards on four punts with three punts placed inside the 20. His 50.0 net punting average set a new career high and ranked second in franchise history (minimum four punts). The only qualifying net punting performance in franchise annals higher than 50.0 yards was Brett Kern's 50.2 at Miami on Oct. 8, 2017. He helped flip the field with a 56-yard punt in the first quarter, and he helped pin the Chargers on their five-yard line with a 58-yarder in the fourth quarter.
- **Against Minnesota (11/17)**, averaged 48.2 yards (40.8 net) on five punts with one punt placed inside the 20. In the second quarter, he recorded a 62-yard punt.
- **At Houston (11/24)**, averaged 50.0 yards (45.2 net) on five punts with two punts placed inside the 20. He registered his 13th career game with a minimum 50.0-yard gross average and a 45.0-yard net average (minimum four punts), trailing only Las Vegas punter AJ Cole (14) for the most such games since Stonehouse entered the NFL in 2022. He launched a 62-yard punt in the fourth quarter, giving him consecutive games with a long punt of 62 yards.
- **At Washington (12/1)**, averaged 53.3 yards (43.8 net) on four punts. All four of his punts went at least 50 yards. He booted a 58-yard punt in the second quarter to record his 19th consecutive game with at least one punt of 55-plus yards. It ended the following week as the NFL's longest such active streak, the longest such streak of his career, and the third-longest such streak in the NFL since 2000 behind a pair of streaks by Shane Lechler (23 from 2007-09, and 23 from 2010-12).
- **Against Jacksonville (12/8)**, punted three times for a 47.7-yard gross average and a 45.0-yard net average. He was credited with a punt inside the 20 on all three of his attempts.
- **Against Cincinnati (12/15)**, launched a 67-yard punt in the third quarter. It was his second-longest punt of the season to date behind his 75-yarder against Indianapolis on Oct. 13.
- **At Indianapolis (12/22)**, averaged 55.3 gross yards and 45.8 net yards on four punts with one punt placed inside the 20. In the first quarter, he pinned the Colts at their one-yard line with a 60-yard punt. It was the fourth time in his career that he pinned an opponent inside the five-yard line with a punt of 60-plus yards. He logged his 12th career game with multiple punts of 60-plus yards.
- **At Jacksonville (12/29)**, averaged 49.7 gross yards and 40.0 net yards on three punts with one punt placed inside the 20. In the first quarter, he pinned Jacksonville at its four-yard line with a 38-yard punt. He booted a 61-yard punt for a touchback in the second quarter. He extended his career-best streak and the NFL's longest active streak with his 23rd consecutive game with at least one punt of 50-plus yards.





### Stonehouse's Career Regular Season Statistics:

Year	Team	GP	No	Yds	Avg	TB	In20	Lg	Blk	Net
2022	Ten	17	90	4,779	53.1	9	30	74	0	44.0
2023	Ten	12	53	2,812	53.1	10	28	74	1	43.8
2024	Ten	16	68	3,472	51.1	7	20	75	2	38.4
<b>Totals</b>		45	211	11,063	52.4	26	78	75	3	42.1

### Stonehouse's Regular Season Single-Game Highs:

**Punts** - 8 (Four times, last vs. Atlanta, 10/29/23)

**Gross Avg.** - 61.2 vs. L.A. Chargers (9/17/23)

**Net Avg.** - 50.0 at L.A. Chargers (11/10/24)

**Long Punt** - 75 vs. Indianapolis (10/13/24)

**In20** - 6 vs. Atlanta (10/29/23)

## 2024 NFL PUNTING LEADERS

In 2024, Titans punter **Ryan Stonehouse** is once again among the NFL leaders in gross punting average. He has a chance to lead the NFL for a third consecutive season to begin his career.

### NFL gross punting average leaders in 2024:

Player	Team	Gross Punt Avg.
1. <b>Ryan Stonehouse</b>	<b>Tennessee Titans</b>	<b>51.06</b>
2. Jack Fox	Detroit Lions	51.00
3. AJ Cole	Las Vegas Raiders	50.39
4. Bryce Baringer	New England Patriots	50.37
5. Rigoberto Sanchez	Indianapolis Colts	49.72
6. Corey Bojorquez	Cleveland Browns	49.65
7. Logan Cooke	Jacksonville Jaguars	49.36
8. Ryan Rehkow	Cincinnati Bengals	49.14
9. Michael Dickson	Seattle Seahawks	49.00
10. Braden Mann	Philadelphia Eagles	48.88

## GROSS AVERAGE, 2022-2024

Since he entered the NFL in 2022, Tennessee's **Ryan Stonehouse** has a higher gross punting average than every other NFL punter.

### NFL gross punting average leaders from 2022 to 2024 (minimum 80 punts):

Player	Current Team	Gross Punt Avg.
1. <b>Ryan Stonehouse</b>	<b>Tennessee Titans</b>	<b>52.4</b>
2. AJ Cole	Las Vegas Raiders	50.0
3. Corey Bojorquez	Cleveland Browns	49.2
Bryan Anger	Dallas Cowboys	49.2
Michael Dickson	Seattle Seahawks	49.2
6. Jake Camarda	Tampa Bay Buccaneers	49.1
7. Rigoberto Sanchez	Indianapolis Colts	49.0
8. Logan Cooke	Jacksonville Jaguars	48.7
9. Jack Fox	Detroit Lions	48.4
Blake Gillikin	Arizona Cardinals	48.4
Tommy Townsend	Houston Texans	48.4

## NFL RECORD: SINGLE-SEASON AVERAGE

In 1940, Washington's **Sammy Baugh** punted 35 times for 1,799 yards, averaging 51.40 yards per punt. Eighty-two seasons later, the mark still stood as the best qualifying single-season punting average in NFL history, until Titans rookie punter **Ryan Stonehouse** broke the record in 2022.

Stonehouse, an undrafted rookie from Colorado State University, averaged 53.10 yards per attempt on 90 total punts—1.70 yards per punt ahead of Baugh's number.

Then, in his second season, Stonehouse averaged an NFL-high 53.06 yards per punt. His 53 attempts (2,812 yards) qualified him for the single-season charts, and as a result, he owns the top two numbers of all-time in his first two NFL seasons.

Prior to Stonehouse's rookie campaign, Baugh's mark was one of the NFL's longest-held records. In the 2022 NFL Record & Fact Book, only three single-season individual records predated Baugh's punting mark, and all three of those were later tied: most safeties in a season (two by Green

Bay's **Tom Nash** in 1932 and subsequently tied 18 times), most fumbles returned for a touchdown in a season (two by Boston's **Harold McPhail** in 1934 and tied 44 times), and most opponent fumbles returned for a touchdown in a season (two by McPhail in 1934 and tied 41 times).

To qualify for the single-season average record, a punter needs a minimum of 2.5 attempts per team game.

### Highest single-season punting average (gross average) in NFL history (minimum 2.5 punts per team game):

Player	Team	Season	Punts	Yards	Punting Average
1. <b>Ryan Stonehouse</b>	<b>Tennessee</b>	<b>2022</b>	<b>90</b>	<b>4,779</b>	<b>53.10</b>
2. <b>Ryan Stonehouse</b>	<b>Tennessee</b>	<b>2023</b>	<b>53</b>	<b>2,812</b>	<b>53.06</b>
3. Bryan Anger	Dallas	2023	44	2,262	51.41
4. Sammy Baugh	Washington	1940	35	1,799	51.40
5. Shane Lechler	Oakland	2009	96	4,909	51.14
6. Andy Lee	San Francisco	2011	78	3,970	50.90
7. Corey Bojorquez	Buffalo	2020	41	2,082	50.78
8. Shane Lechler	Oakland	2011	78	3,960	50.77
9. Blake Gillikin	Arizona	2023	51	2,580	50.59
10. A.J. Cole	Las Vegas	2023	75	3,783	50.44

## FRANCHISE SINGLE-SEASON LEADERS

As a rookie in 2022, **Ryan Stonehouse** set franchise and NFL records with a 53.10 gross punting average. His 44.03 net average ranked second in franchise history, while his 90 punts tied for the fourth-highest figure for the organization.

### Highest gross punting average in a season, franchise history:

Player	Season	Gross Average
1. <b>Ryan Stonehouse</b>	<b>2022</b>	<b>53.10</b>
2. <b>Ryan Stonehouse</b>	<b>2023</b>	<b>53.06</b>
3. Brett Kern	2017	49.71
4. Brett Kern	2012	47.59
5. Brett Kern	2015	47.44
6. Craig Hentrich	1998	47.22
7. Brett Kern	2019	47.08
8. Brett Kern	2018	47.07
9. Greg Montgomery	1992	46.92
10. Brett Kern	2014	46.80

### Highest net punting average in a season, franchise history:

Player	Season	Net Average
1. Brett Kern	2017	44.56
2. <b>Ryan Stonehouse</b>	<b>2022</b>	<b>44.03</b>
3. <b>Ryan Stonehouse</b>	<b>2023</b>	<b>43.87</b>
4. Brett Kern	2019	43.12
5. Brett Kern	2018	41.69
6. Brett Kern	2014	40.76
7. Brett Kern	2021	40.43
8. Brett Kern	2012	40.36
9. Brett Kern	2015	40.34
10. Brett Kern	2013	39.70
11. Brett Kern	2011	39.37

### Most punts in a season, franchise history:

Player	Season	Punt
1. Rich Camarillo	1994	96
2. Cliff Parsley	1979	93
3. Cliff Parsley	1978	91
4. <b>Ryan Stonehouse</b>	<b>2022</b>	<b>90</b>
Craig Hentrich	1999	90
6. Craig Hentrich	2006	88
John James	1984	88
Lee Johnson	1986	88
Brett Kern	2015	88
Brett Kern	2014	88



## 2023 NFL PUNTING LEADERS

In 2023, Titans punter **Ryan Stonehouse** led the NFL in punting average. He became the first player in history to lead the NFL in gross punting average in each of his first two NFL seasons.

Stonehouse also ranked sixth in the NFL in 2023 with a 43.9-yard net punting average.

### NFL gross punting average leaders in 2023:

Player	Team	Gross Punt Avg.
1. <b>Ryan Stonehouse</b>	<b>Tennessee Titans</b>	<b>53.06</b>
2. Matt Haack	Cleveland Browns	51.67
3. Bryan Anger	Dallas Cowboys	51.41
4. Blake Gillikin	Arizona Cardinals	50.59
5. AJ Cole	Las Vegas Raiders	50.44
6. Jake Camarda	Tampa Bay Buccaneers	50.05
Michael Dickson	Seattle Seahawks	50.05
8. Braden Mann	Philadelphia Eagles	49.77
9. Corey Bojorquez	Cleveland Browns	49.36
10. Ethan Evans	Los Angeles Rams	49.22

## NFL ROOKIE RECORD: NET AVERAGE

In addition to the NFL single-season gross punting average record he set in 2022, Titans punter **Ryan Stonehouse** also established a new record for net punting average in a season by a rookie. His 44.03 net yards per attempt exceeded the previous record of 42.64 yards, set by Indianapolis Colts rookie punter **Rigoberto Sanchez** in 2017.

### Highest net punting average by a rookie, NFL history:

Player	Team	Season	Net Avg
1. <b>Ryan Stonehouse</b>	<b>Tennessee Titans</b>	<b>2022</b>	<b>44.03</b>
2. Rigoberto Sanchez	Indianapolis Colts	2017	42.64
3. Michael Dickson	Seattle Seahawks	2018	42.47
4. Jamie Gillan	Cleveland Browns	2019	41.59

## SINGLE-GAME GROSS AVERAGE, TEAM HISTORY

Against the Los Angeles Chargers on Sept. 17, 2023, **Ryan Stonehouse** established a new franchise single-game record with a gross average of 61.2 yards per punt (minimum four punts to qualify), totaling 306 yards on five punts. It topped **Brett Kern's** previous franchise record of 60.5 yards, set on Oct. 25, 2020 against Pittsburgh.

In only his third season, Stonehouse has recorded eight of the franchise's top 14 single-game gross punting averages (minimum four punts).

### Highest single-game gross punting average, franchise history (min. 4 punts):

Player	Date	Opponent	Punts	Gross Avg
1. <b>Ryan Stonehouse</b>	<b>9/17/23</b>	<b>L.A. Chargers</b>	<b>5</b>	<b>61.2</b>
2. Brett Kern	10/25/20	Pittsburgh	4	60.5
3. Greg Montgomery	12/27/92	Buffalo	5	59.2
4. <b>Ryan Stonehouse</b>	<b>10/13/24</b>	<b>Indianapolis</b>	<b>5</b>	<b>57.8</b>
5. Greg Montgomery	9/19/93	at San Diego	5	57.6
6. Craig Hentrich	11/4/01	Jacksonville	4	57.5
7. <b>Ryan Stonehouse</b>	<b>12/4/22</b>	<b>at Philadelphia</b>	<b>7</b>	<b>57.3</b>
8. <b>Ryan Stonehouse</b>	<b>9/11/22</b>	<b>N.Y. Giants</b>	<b>6</b>	<b>57.0</b>
9. <b>Ryan Stonehouse</b>	<b>11/12/23</b>	<b>at Tampa Bay</b>	<b>4</b>	<b>56.8</b>
Brett Kern	9/24/17	Seattle	6	56.8
11. Brett Kern	11/12/17	Cincinnati	6	56.5
<b>Ryan Stonehouse</b>	<b>9/15/24</b>	<b>N.Y. Jets</b>	<b>4</b>	<b>56.5</b>
13. <b>Ryan Stonehouse</b>	<b>12/18/22</b>	<b>at L.A. Chargers</b>	<b>7</b>	<b>56.0</b>
14. <b>Ryan Stonehouse</b>	<b>9/19/22</b>	<b>at Buffalo</b>	<b>6</b>	<b>55.5</b>

## 2022 NFL PUNTING LEADERS

Despite being a rookie, Titans punter **Ryan Stonehouse** led the NFL in punting average in 2022 and ranked fourth among the leaders in net punting average. He maintained his gross and net averages despite being ranked second in the NFL with 90 total punts. Only Denver's **Corliss Waitman** (96) had more punts than Stonehouse in 2022.

### NFL gross punting average leaders in 2022:

Player	Team	Gross Punt Avg.
1. <b>Ryan Stonehouse</b>	<b>Tennessee Titans</b>	<b>53.10</b>
2. Tommy Townsend	Kansas City Chiefs	50.42
3. Logan Cooke	Jacksonville Jaguars	49.34
4. AJ Cole	Las Vegas Raiders	48.88
5. Jake Camarda	Tampa Bay Buccaneers	48.85
6. Jack Fox	Detroit Lions	48.56
7. Corey Bojorquez	Cleveland Browns	48.51
8. Michael Dickson	Seattle Seahawks	48.47
9. Johnny Hekker	Carolina Panthers	48.46
10. Bryan Anger	Dallas Cowboys	48.40

### NFL net punting average leaders in 2022:

Player	Team	Net Punt Avg.
1. Tommy Townsend	Kansas City Chiefs	45.58
2. Michael Dickson	Seattle Seahawks	44.42
3. Johnny Hekker	Carolina Panthers	44.12
4. <b>Ryan Stonehouse</b>	<b>Tennessee Titans</b>	<b>44.03</b>
5. AJ Cole	Las Vegas Raiders	43.90
6. Logan Cooke	Jacksonville Jaguars	43.78
7. Tress Way	Washington Commanders	42.89
8. Bryan Anger	Dallas Cowboys	42.84
9. Cameron Johnston	Houston Texans	42.59
10. Drue Chrisman	Cincinnati Bengals	42.57







# TITANS PRACTICE SQUAD

No.	Name	Pos	Ht	Wt	Exp	College
73	Agim, McTelvin	DL	6-3	300	3	Arkansas
94	Anderson, Abdullah	DL	6-4	295	4	Bucknell
53	Bolton III, Curtis	LB	6-0	228	4	Oklahoma
67	Brewer, Chandler	OL	6-6	320	3	Middle Tennessee St.
47	Duke, Khalid	OLB	6-3	246	R	Kansas State
95	Iton, Isaiah	DL	6-2	277	R	Rutgers
59	Johnson, Kyron	LB	6-0	235	3	Kansas
18	Martin, Tay	WR	6-3	185	1	Oklahoma State
82	Morgan Jr., Stanley	WR	6-0	205	5	Nebraska
89	Odukoya, Thomas	TE	6-6	253	1	Eastern Michigan
33	Owens, Gervarrius	S	6-0	200	2	Houston
68	Prince, Isaiah	T	6-7	305	4	Ohio State
3	Siemian, Trevor	QB	6-3	220	9	Northwestern
31	Small, Jabari	RB	5-9	198	R	Tennessee

### 73 - DL McTELVIN AGIM

**6-0, 235, 3rd Year, Arkansas**

- The Titans signed McTelvin Agim to the practice squad on Sept. 27, 2024.
- Prior to joining the Titans, he spent the time on the Colts' practice squad, his second stint with the team after spending the part of the 2022 and 2023 seasons in the same role.
- In 18 games as a pro before signing in Tennessee, Agim collected 14 tackles, one tackle for loss, 1.5 sacks, four quarterback hurries and two passes defended.
- Agim originally entered the league as a third-round pick of the Broncos in 2020, spending 17 games with the team and recording 1.5 sacks.
- As a college player at the University of Arkansas, he appeared in 49 games with 40 starts, tallying 148 tackles, 31.5 tackles for loss, 14.5 sacks, four passes defended, six forced fumbles and two fumble recoveries.
- Agim is a native of Texarkana, Texas.

### 94 - DL ABDULLAH ANDERSON

**6-4, 295, 4th Year, Bucknell**

- Abdullah Anderson was signed by the Titans on Aug. 16, 2024. On Oct. 19, 2024, he was signed to the 53-man roster from the practice squad.
- He previously had a four-week stint on the team's practice squad in 2021.
- Prior to rejoining the Titans, Anderson played in 33 NFL games with eight starts. His experience included six games with the Bears (2019), one game with the Minnesota Vikings (2020), three games with the Green Bay Packers (2021), 16 games with the Atlanta Falcons (2022) and seven games with the Washington Commanders (2023).
- As a member of the Commanders in 2023, he totaled eight tackles, a half sack, a tackle for loss and a fumble recovery in seven appearances.
- In 2022, Anderson achieved career highs as a member of the Falcons with eight starts, 40 tackles, one sack and two tackles for loss.
- He entered the NFL in 2018 as a rookie free agent with the Bears.
- During a four-year playing career at Bucknell University, he was credited with 15.5 career sacks and was a three-time All-Patriot League first-team selection.
- Anderson was born in Atlantic City, NJ.

### 53 - LB CURTIS BOLTON III

**6-0, 228, 4th Year, Oklahoma**

- The Titans signed Curtis Bolton to the practice squad on Dec. 10, 2024.
- Bolton played in one game with the New York Giants in 2024 before joining the Titans.
- Prior to arriving in Tennessee, Bolton played in 29 NFL games, totaling 15 tackles on special teams and one tackle on defense. After signing with the Green Bay Packers as an undrafted free agent in 2019, he spent time with the Detroit Lions (2021) and Las Vegas Raiders (2022-23) before joining New York in the 2024 offseason.
- As a college player at Oklahoma, he appeared in 34 games, tallying 155 tackles, 4.5 sacks, 12 tackles for loss, two passes defended and two fumble recoveries.
- Bolton is a native of Murrieta, Calif.

### 67 - OL CHANDLER BREWER

**6-6, 320, 3rd Year, Middle Tennessee State**

- Chandler Brewer signed to the Titans practice squad on Nov. 12, 2024.
- Prior to joining the Titans, Brewer totaled 14 games with four starts.
- He entered the NFL as an undrafted free agent with the Rams in 2019 and also spent time with the Jaguars (2023) and Saints (2024).
- Appeared in seven games with the Rams as a rookie in 2019 before missing the 2020 season. Spent the 2021 season on the Rams practice squad and appeared in six games in 2022, starting four.
- Appeared in 52 games at Middle Tennessee State from 2015-18, earning first-team All-Conference USA honors as a senior.
- He is a native of Florence, Ala.

### 47 - OLB KHALID DUKE

**6-3, 246, Rookie, Kansas State**

- Khalid Duke was signed by the Titans as a rookie free agent following the 2024 NFL Draft.
- Duke appeared in 46 games with 34 starts over five seasons (2019-23) at Kansas State, where he tallied 102 tackles, 21 tackles for loss, 14 sacks, two passes defended, one forced fumble and one fumble recovery.
- He prepped at Riverside Military Academy (Ga.) and earned first team all-state honors from the Atlanta Journal Constitution in 2018, the school's first all-state honor since 2013.
- Also played basketball and was a state champion in the triple jump.
- Duke is a native of Atlanta, Ga.

### 95 - DL ISAIAH ITON

**6-2, 277, Rookie, Rutgers**

- Isiah Iton (last name pronounced "EYE-tin") was signed by the Titans as a rookie free agent following the 2024 NFL Draft.
- Started in all 13 games in one season at Rutgers (2023), where tallied 38 tackles, 1.5 tackles for loss, one sack, one pass defended and one fumble recovery.
- Transferred to Rutgers after playing two seasons at Mississippi (2021-22), one season at Hutchinson Community College (2020), and his redshirt freshman season at Northern Colorado (2019).
- Iton attended Pearland (Texas) High School, where he was a two-time all-district selection and helped lead the Oilers to a district title and an undefeated record as a senior.
- Iton is a native of Houston, Texas.

### 59 - LB KYRON JOHNSON

**6-0, 235, 3rd Year, Kansas**

- The Titans signed Kyron Johnson as a free agent on Sept. 11, 2024.
- Prior to joining the Titans, Johnson played in 22 games with the Steelers and Eagles, most recently playing six games with Pittsburgh in 2023.
- He played in 21 games in five seasons (2017-21) at Kansas and recorded 191 tackles, 24 tackles for loss, 11.5 sacks, five forced fumbles and three fumble recoveries. Named Second Team All-Big 12 in 2021.
- Initially drafted by the Eagles in the sixth round (181st overall) of the 2022 NFL Draft.
- Gifford is a native of Arlington, Texas.



## TITANS PRACTICE SQUAD CAPSULES

### **18 - WR TAY MARTIN**

#### **6-3, 185, 1st Year, Oklahoma State**

- The Titans signed Tay Martin as an free agent on Sept. 10, 2024.
- Prior to joining the Titans, Martin played in three game with the 49ers after initially joining the team as a rookie free agent in 2022.
- Played in 21 games over two seasons (2020-21) with Oklahoma State after transferring from Washington State (2017-19). Finished his college career with 238 catches for 2,810 yards and 28 touchdowns.
- Was named Second Team All-Big 12 by Coaches and AP as a senior in 2021.
- Martin is a native of Houma, La.

### **82 - WR STANLEY MORGAN JR.**

#### **6-0, 205, 5th Year, Nebraska**

- Stanley Morgan Jr. signed to the Titans practice squad on Nov. 26, 2024.
- A five-year NFL veteran, Morgan notched 30 special teams tackles in 51 games played prior to joining the Titans. He also caught five passes for 29 yards.
- Morgan entered the league as an undrafted free agent, signing with the Cincinnati Bengals following the 2019 NFL Draft. Morgan played in 17 games in 2021, establishing a career-high 11 special teams stops for the Bengals, and saw action in Super Bowl LVI. He would tie that figure in 2022, leading the team in special teams tackles both years.
- Morgan spent the 2024 offseason and training camp with the New Orleans Saints before joining the Titans.
- Played four seasons (2015-18) at Nebraska, where he tallied 89 receptions for 2,747 yards and 22 touchdowns in 49 career games.
- Morgan is a native of New Orleans, La.

### **89 - TE THOMAS ODUKOYA**

#### **6-6, 253, 1st Year, Eastern Michigan**

- Thomas Odukoya was signed by the Titans as an undrafted free agent on May 3, 2022.
- A native of Almere, Netherlands, Odukoya spent the entire 2022 and 2023 seasons on the Titans practice squad as part of the NFL's International Player Pathway program.
- He spent four seasons at Eastern Michigan (2018-21), during which time he appeared in 40 games with 30 starts. His statistics at EMU included 21 career catches for 194 yards and four touchdowns.
- In 2021, he earned third-team All-MAC recognition after logging career-best marks in receptions (13) and receiving yards (130) and tying his career high in touchdowns (two).
- He spent one season (2016) at West Hills-Coalinga Junior College and one season (2017) at Garden City (Kan.) Community College.

#### **2024 Game Notes:**

- At Buffalo (10/20), made his NFL debut.

### **33 - S GERVARRIUS OWENS**

#### **6-0, 200, 2nd Year, Houston**

- Gervarius Owens was signed to the Titans practice squad on Nov. 5, 2024.
- Owens played in three games with the Giants after being drafted in the seventh round (254th overall) by New York in the 2023 NFL Draft.
- In four seasons at the University of Houston (2019-22), he played in 41 games with 41 starts, totaling 195 tackles, 6.5 tackles for loss, half a sack, four interceptions, 21 passes defensed, two forced fumbles, one fumble recovery and two blocked kicks.
- As a senior in 2022, he earned second-team All-AAC honors and was a team captain.
- Transferred to Houston after being named a JUCO first-team All-American at Northeastern Oklahoma A&M in 2018.
- Owens is a native of Moore, Okla.

### **68 - T ISAIAH PRINCE**

#### **6-7, 305, 6th Year, Ohio State**

- Isaiah Prince signed to the Titans practice squad on Oct. 22, 2024.
- Prior to joining the Titans, he played in 21 games with six starts in the regular season. Also accumulated four starts at right tackle in the postseason, including the Bengals' appearance in Super Bowl LVI.
- Prince played in two games with Atlanta (2023) after playing in 15 games with four starts in 2021 with Cincinnati.
- Originally was drafted by the Dolphins in the sixth round (202nd overall) in the 2019 NFL Draft. He played in four games with two starts as a rookie.
- Played in all 54 games of his four-year (2015-18) career at Ohio State. Started every game from his sophomore season on, finishing with 41 starts at right tackle. Was named first-team All-Big Ten by the coaches as a senior.
- Prince is a native of Greenbelt, Md.

### **3 - QB TREVOR SIEMIAN**

#### **6-3, 220, 9th Year, Northwestern**

- Trevor Siemian was signed to the Titans practice squad on Oct. 9, 2024.
- Siemian joins the Titans for the second time, after spending time on the team's practice squad in 2020.
- Prior to rejoining the Titans in 2024, he appeared in 40 total games with 33 starts for four different franchises: Denver, New York Jets, New Orleans and Chicago. His career passing totals in that span included 7,751 yards and 44 touchdowns.
- Siemian was initially selected in the seventh round (250th overall) of the 2015 NFL Draft by the Broncos. His best season came in 2016 when he started 14 games, threw for 3,401 yards and 18 touchdowns, and finished with an 84.6 passer rating.
- In 2023, he started three games with the Jets, throwing for 724 yards and two touchdowns in five total games played.
- He started one game for the Bears in 2022.
- Siemian played in 44 games in four seasons at Northwestern (2011-14), totaling 5,931 yards, 27 passing touchdowns and six rushing touchdowns.
- He is a native of Orlando, Fla.

### **31 - RB JABARI SMALL**

#### **5-9, 205, Rookie, Tennessee**

- Jabari Small was signed by the Titans as a rookie free agent following the 2023 NFL Draft.
- Appeared in 45 games with 24 starts over four seasons at Tennessee (2020-23). Small rushed 419 times for 2,122 rushing yards and 24 touchdowns as a Vol. Also caught 32 passes for 247 yards and two receiving touchdowns.
- Small attended Briarcrest Christian (Tenn.) High, where he was rated a three-star prospect and the No. 17 all-purpose back in the 247 composite rankings.
- Born in Memphis, Tenn.





## TITANS TIDBITS: THE BEST OF TITANS OFF-THE-FIELD NOTES

### **13 - CB CHIDOBE AWUZIE**

- Awuzie is an avid chess player who says chess helps him in his daily life and in making connections with others. In July 2022, he won Chess.com's BlitzChamps tournament, a rapid tournament for NFL player.
- Awuzie was named the 2023 Cincinnati Bengals recipient of Ed Block Courage Award, in recognition of professionalism and dedication during recovery from a 2022 knee injury.
- Awuzie is the son of Nigerian immigrants.

### **39 - CB DARRELL BAKER JR.**

- Baker's parents, Darrell Baker Sr. and Johnetta Dixon, are both retired Army veterans. Despite growing up and playing high school football in Hephzibah, Ga., he was born in Panama City, Panama.

### **83 - WR TYLER BOYD**

- During the 2017 season, Boyd caught a 49-yard touchdown from quarterback Andy Dalton against the Ravens on a fourth-and-12 with 44 seconds left in the game that gave Bengals the lead and the eventual win; the victory vaulted Buffalo to a playoff berth, prompting Bills fans to donate more than an estimated \$100,000 to Boyd's charity of choice, the Western Pennsylvania Youth Athletic Association, which his mom used to convert to a year-round, multi-sport organization.
- At Clairton (Pa.) High School, he played running back, wide receiver, quarterback, defensive back and punt returner, and his team went 63-1 during his high school career.

### **30 - DB KENDELL BROOKS**

- Since being signed by the Titans, Brooks has been heavily involved in the community by attending weekly school visits.

### **44 - S MIKE BROWN**

- Brown's best friend and teammate at Grand Rapids Central Catholic (Mich.) High School, offensive lineman Jalen Mayfield, was selected by the Atlanta Falcons in the third round of the 2021 NFL Draft.
- He chose No. 3 for his college jersey to represent him, his brother and his mother.

### **29 - CB JARVIS BROWNLEE JR.**

- In the summer of 2023, Brownlee did an internship serving kids with disabilities. He is looking forward to continuing this work.
- Brownlee is a huge animal lover. At one point he had a gecko as well as a bearded dragon.

### **60 - OL DANIEL BRUNSKILL**

- Brunskill went to San Diego State as a walk-on offensive lineman in 2012 but then switched to tight end for his first three collegiate seasons and earned a scholarship after the spring semester of 2015. After being named honorable-mention All-Mountain West as a tight end during his junior campaign, Brunskill switched back to offensive line for his final season.
- At the conclusion of his first season in Tennessee, Brunskill was voted by the Nashville media as the recipient of the 2023 Eddie George Good Guy award. The honor is given each season to a player who is helpful in the local reporters' coverage of the Titans.
- In February 2020, Brunskill joined current and former NFL players in Budapest, Hungary, where the group conducted two days of free football camps for men, women and children, while additionally hosting community activities. The camps were organized by American Football Without Barriers, a nonprofit foundation that was co-created by former NFL tight end Gary Barnidge to teach American football around the globe.

### **66 - G LOGAN BRUSS**

- He has a twin brother, Tyler.

### **16 - WR TREYLON BURKS**

- Burks is a hunting and fishing enthusiast. He is an experienced wild boar hunter, which involves hunting the animals with only his dogs and a knife, and he also is an avid turkey hunter.

- Some of Burks' work ethic was developed on the farm of his great-grandfather, Joe Burks, as he would do everything from bailing hay to working in the chicken house.
- Burks has two dogs, a pair of American bullies named Zara and Zazu.

### **36 - RB JULIUS CHESTNUT**

- While at Sacred Heart, Chestnut interned for the school's athletic department and assisted with statistical analysis, marketing and ticket sales.
- His father, Keith, owns a landscaping company. Throughout high school and college summer breaks, Chestnut would wake up at 5 a.m. to help load trucks and lay mulch.
- In 2022, Chestnut became the second player from Sacred Heart University to appear in an NFL game, joining former Bills defensive back Jon Corto (2008-10).

### **91 - DL KEONDRE COBURN**

- Coburn's daughter was born just days before he was drafted by the Kansas City Chiefs in 2023.
- Coburn's hidden talents include singing, dancing and playing board games and video games.

### **46 - LS MORGAN COX**

- March 7, 2013 was proclaimed "Morgan Cox Day" in his hometown of Collierville, Tenn.
- Cox's wife, Lauren, is an actress and has appeared in Baltimore filmed TV shows "House of Cards" and "Veep" and on the drama "To-Do."
- Cox played an integral part in the Baltimore Ravens' social justice initiatives. In 2018, he participated in the announcement of the HVAC donation from the Players' Social Justice Fund at Lakewood Elementary in Baltimore. In 2017, Cox took part in a police ride along with law enforcement officials in West Baltimore to meet with local youth and discuss topics surrounding social justice.

### **71 - OL JAELYN DUNCAN**

- Growing up, Duncan didn't play organized sports and wasn't introduced to football until he was a freshman at Northern High School. As a freshman, Duncan played travel football for the Patuxent Rhinos 15-U team. He then joined the varsity team at Northern as a sophomore where he played until transferring for his senior year to St. Frances Academy in Baltimore.
- Duncan said he relied on his sheer physical advantages until his redshirt freshman year of college when he really began to understand and implement different techniques into his game.

### **6 - K NICK FOLK**

- Folk is a dual citizen of both the United States and Germany.
- His mother is a direct descendant of William Bradford, an original Mayflower passenger and governor of Plymouth Colony.
- The Children's Tumor Foundation has a special place in Folk's heart. His cousin, Blake, has neurofibromatosis (NF), a genetic disorder that causes tumors to grow on nerves throughout the body. The term NF represents three distinct disorders: NF1, NF2 and schwannomatosis. For Blake, his NF impacts him most where his optic nerves cross in his brain. He currently has five brain tumors. Though NF affects over 2.5 million people worldwide, it is still relatively unknown in the general public. The Children's Tumor Foundation's MAKE NF VISIBLE campaign brings awareness and inclusion to all NF patients. Those with visible signs of NF struggle to be seen as more than just their NF, while patients whose NF is invisible struggle to make others understand. MAKE NF VISIBLE is about seeing NF, and seeing the person living with it.

### **99 - OLB ALI GAYE**

- Gaye was born in The Gambia and immigrated to the United States with his family when he was 12, settling in Everett, Wash. He began playing American football in eighth grade at the age of 14.
- Gaye was a soccer player when he moved to the United States. He stood just 5-foot-5 when he was 12 and had more of a soccer player's body. Trying out for the football team in eighth grade was an "experiment" with the



## TITANS TIDBITS: THE BEST OF TITANS OFF-THE-FIELD NOTES

sport. The following year is when Gaye started to grow, shooting up about five inches and putting on around 50 pounds during his freshman year.

### **50 - LB JACK GIBBENS**

- As a rookie, he was nicknamed 'Dr. Gibby' by then-head coach Mike Vrabel because of Gibbens' intelligence.
- Gibbens spent time working as a financial analysis intern and served as a teaching and research assistant during college.

### **57 - LB LUKE GIFFORD**

- Gifford was the recipient of Nebraska's prestigious Sam Foltz Hero 27 Award in 2018 for exceptional leadership, consistent and dedicated community service, and positive influence on the team.

### **64 - G ARLINGTON HAMBRIGHT**

- Hambright won a NJCAA National Championship as a member of Garden City Community College in 2016.

### **26 - CB JUSTIN HARDEE SR.**

- Hardee created the Hardee Cares Foundation, which facilitates programs for youth in New Orleans and his native Cleveland, as well as supporting sarcoidosis awareness to honor his mother, Estella, who passed away from the disease in 2013.
- Hardee owns a Papa John's franchise in Waveland, Miss. In 2017, he joined then teammates Marshon Lattimore and Ted Ginn Jr. at a charity event catered by Papa John's and reached out to formers Saints safety Malcolm Jenkins, who was also a Papa John's franchise owner. Hardee's initial location opened in New Orleans in 2020 before relocating to Waveland.

### **92 - OLB JAYLEN HARRELL**

- His father, James Harrell, played linebacker in the NFL for the Detroit Lions (1979-83, 85-86) and the Kansas City Chiefs (1987). He also played for the USFL's Tampa Bay Bandits from 1984-85.
- Harrell played with Titans offensive lineman Nicholas Petit-Frere at Berkeley Preparatory School in Tampa, Fla.

### **37 - S AMANI HOOKER**

- Hooker was named a finalist for Minnesota's Mr. Football in 2015. Yet he had just two FBS scholarship offers. When the in-state university showed hesitancy after multiple workouts, Hooker knew he belonged at Iowa saying, "love who loves me."
- Amani's brother, Quinton, played basketball for North Dakota and helped take the team to the NCAA tournament his senior year. Quinton was Minnesota's Mr. Basketball in high school and currently plays basketball professionally in France.

### **19 - WR JHA'QUAN JACKSON**

- Jackson's uncle is NFL Hall of Fame safety Ed Reed.
- Jackson is a close friend and former roommate of Titans current running back Tyjae Spears at Tulane.
- Jackson is also close with former Titans running back/returner and Hahnville High School alumnus Darius Reynaud. Jackson and Reynaud speak "about once a week ever since I was in high school."

### **69 - DE SEBASTIAN JOSEPH-DAY**

- While in Los Angeles, Joseph-Day was a co-host of a podcast with boxing legend Mike Tyson. On the podcast, 'Hotboxin' with Mike Tyson, Joseph-Day and Tyson interviewed Ne-Yo, Hasbulla, The Undertaker, Terrell Owens, T-Pain and Tony Hawk, among others.
- Joseph-Day, whose nickname is 'Bash,' has hosted a digital series called 'Dine N Bash.' The show combines his passion for food and culture, highlighting local Los Angeles restaurants and sharing their origin stories, top dishes and what makes them unique. Joseph-Day began the show during the COVID-19 pandemic as a way to showcase local businesses.

### **25 - RB JOSHUA KELLEY**

- When Kelley finishes his playing career, he wants to be a screenwriter and work on developing stories that people globally can watch and empathize with. In the offseason, Kelley spends his time writing films and is currently working on one now. He picked up the passion while attending UCLA.

### **49 - OLB ARDEN KEY**

- Key comes from a large family that includes four sets of twins, all who share in his athleticism on the basketball court. Arden's twin, Angel, was a cheerleader for her brother's football team.
- His father, Arden Key Sr., played point guard and shooting guard at Jacksonville State and also coached Arden Jr. in football.

### **12 - WR MASON KINSEY**

- At Berry College, Kinsey's career receptions (203), receiving yardage (3,343) and receiving touchdowns (50) all rank first in school history, and his career receiving yardage and touchdowns set Southern Athletic Association records.

### **58 - OLB HAROLD LANDRY III**

- Landry could have entered the NFL Draft following his 16.5-sack junior season at Boston College. However, he chose to stay in school and received his degree in communications in December 2017.
- Landry enjoys traveling. One of his favorite getaways is Destin, Fla.
- He and his wife, Danielle, have two sons, Greyson and Ollie. He and Greyson share the same June 5 birthday.

### **55 - T JC LATHAM**

- Latham enrolled at IMG Academy intending to play defensive line, but injuries to three teammates forced him to move to offensive line two weeks before the start of his junior season.
- One of Latham's talents off the field is his cooking. He believes 'no one can make your food the way you like it better than you.' His go-to dish is hot honey jerk chicken over rice and mac and cheese.

### **62 - C/G COREY LEVIN**

- At Dacula (Ga.) High School, Levin was a multi-sport athlete who played pitcher and third base for the baseball team.
- He was the first member of his immediate family to graduate from college.

### **8 - QB WILL LEVIS**

- Levis' great grandfather, Alva Kelley, was an All-America football player at Cornell University and won a National Championship in 1939. His mother, Beth Kelley Levis, was a two-time All-America soccer player at Yale and has been inducted into the Connecticut Girls' Soccer Association Hall of Fame. His father, Mike, was a tight end at Denison University. His uncle, David Kelley, also was an Academic All-America football player at Yale.
- Levis has used his platform to make a difference in the community. He set up a Cameo campaign to raise money for flood victims in eastern Kentucky in 2022 and organized an autograph signing with fellow teammates to gather funds for tornado victims in western Kentucky in 2021. He has also volunteered with Amachi, an organization that aims to assist children affected by incarceration.
- Levis was a special guest at Special Olympics of Tennessee's Summer Games Opening Ceremonies in 2024. He shook hands, took photos, signed autographs and had conversations with a majority of the athletes participating in the games.
- Levis has an endorsement deal with Hellmann's Mayonnaise that resulted in the 2024 release of the world's first parfum de mayonnaise, Will Levis No. 8, and a humorous accompanying ad campaign.

### **97 - DL JAMES LYNCH**

- While participating in the 2020 NFL Combine, Lynch partnered with Uplifting Athletes to raise money for the rare disease community.
- Lynch's middle name, Husker, was given to him by his father, Tim, who played linebacker at Nebraska.





## TITANS TIDBITS: THE BEST OF TITANS OFF-THE-FIELD NOTES

### **88 - TE DAVID MARTIN-ROBINSON**

- Martin-Robinson spent 2022 spring break in Rome as part of Temple University's Study Abroad program.
- His nickname is "DMR."
- Martin-Robinson was a three-sport athlete at Hempfield (Landisville, Pa.) High School playing football, baseball and track and field.

### **21 - CB ROGER McCREARY**

- McCreary's pregame ritual in college was eating two plates of baked beans with sugar the night before a game. The tradition started when he got to Auburn and he says Bush's baked beans are his favorite.
- His uncle, Angelo James, was a defensive back for the Philadelphia Eagles.

### **54 - LB RAEKWON McMILLON**

- McMillan was named after rapper Raekwon of the Wu-Tang Clan.

### **56 - LB KENNETH MURRAY JR.**

- Murray's family adopted three special needs children when he was 10 years old, and he has used his love for them and his family to motivate his success on the gridiron.
- Murray is a certified scuba diver.
- In the summer of 2019, Murray performed CPR to revive an unresponsive woman on a street corner in Norman, Okla.

### **61 - OL JOHN OJUKWU**

- As a junior at Boise State (Idaho) High School, Ojukwu weighed only 185 pounds. Knowing that he needed to gain weight to have a chance in college, he ate large amounts of food and constantly worked out. He gained close to 100 pounds in nine months with a diet that included a daily gallon of milk and sometimes whole pizzas.
- In high school, Ojukwu interned for Boise State University's sports performance department.

### **85 - TE CHIG OKONKWO**

- Okonkwo's father, Charlton, passed away of a heart attack when Okonkwo was 15. According to his mother, Isioma, who emigrated from Nigeria, "In our culture, the boys, even if they're young or not, they're always considered more important. When my husband passed, the people who came let him know that he's the man and now he has the responsibility to take care of his mom and his sisters." According to Okonkwo, "In our culture, [being] the man in the house is a really big deal. As the only male, I was the one giving my mom support."
- Okonkwo sat out the 2020 season with myocarditis due to COVID.
- Okonkwo is a cat lover and has a feline named Sage.
- In his free time, Okonkwo enjoys watching anime.

### **78 - OL NICHOLAS PETIT-FRERE**

- Petit-Frere was about 270 pounds when he arrived at Ohio State, and it took him a while to get to his current weight of around 315 pounds. During the COVID-19 pandemic, he learned how to cook to help him continue his weight progress. He still enjoys cooking to this day, especially a lot of pastas, but says he can cook anything. He really enjoys trying out new recipes.
- Petit-Frere is trying to learn how to play the piano after playing the cello in middle school.
- He worked for Metropolitan Ministries in high school and would like to continue to be involved in education and causes to help underprivileged children and victims of domestic violence.

### **20 - RB TONY POLLARD**

- Pollard's family owns Pollard's Bar-B-Q restaurant in his hometown of Memphis. Starting from humble beginnings, Pollard's was first established as a mobile catering business in 1995. As the demand for their unique southern style of Memphis BBQ grew, Pollard's reopened in the fall of 1996 as a small carry-out catering business. In 2011, Pollard's answered the overwhelming demands of its growing customer base by becoming a dine-in restaurant. With the new expansion came bigger and better things,

such as an expanded menu and an upscale renovation by Food Network's Robert Irvine from Restaurant Impossible.

- Pollard was a dynamic kickoff returner at the collegiate level, tying a FBS record with seven career kickoff returns for touchdowns during his Memphis career.

### **75 - OL DILLON RADUNZ**

- Radunz has a long history with the jersey number 75. At Becker (Minn.) High School, No. 75 was passed down from the previous player of the year to him. After he won the player of the year award, he passed it on to the next winner. Then he was issued the number at North Dakota State and later passed it on to his younger brother, Nick.
- The community fellowship program Alcoholics Anonymous has a special place in Radunz's life due to his father's struggles with alcoholism. His father, Jeff, passed away at the age of 45 in an alcohol-related incident when Dillon was 12.
- He was voted by his teammates as the Ed Block Courage Award winner for the Titans in 2023 after coming back from a knee injury that he suffered in 2022.

### **41 - LB OTIS REESE IV**

- Reese played safety during his college career, but made the transition to linebacker once he arrived with the Titans.
- When asked what he would be if not an NFL player, Reese said he never considered a plan B. "If I didn't make it, I was going to keep trying until I did."

### **0 - WR CALVIN RIDLEY**

- Ridley and his younger brothers spent parts of their childhood growing up in foster homes in Fort Lauderdale, Fla. He says that's when football saved his life. The Ridley brothers were moved to SOS Children's Village in Coconut Creek, Fla., a small complex with 10 houses and around 150 apartments. He used to wake up in the morning and bang on all the doors, rounding up everybody to play football. At that time, he realized if he had football, he would be all right.
- When he was younger, Ridley played Pop Warner football in the same league as Baltimore Ravens quarterback Lamar Jackson, Kansas City Chiefs wide receiver Marquise Brown and Ravens cornerback Trayvon Mullen, in the Pompano Beach area of Florida just four miles from the high school he would attend.
- His younger brother, Riley, played college football at Georgia and was drafted by the Chicago Bears in the fourth round of the 2019 NFL Draft.

### **11 - QB MASON RUDOLPH**

- Rudolph comes from an athletic family. His mother, Jamie, ran track at Liberty University and his dad, Brett, played football at the University of North Carolina. His younger brother, Logan, played on the defensive line at Clemson from 2017-19.
- Rudolph has a strong connection to 2024 first-round quarterback Drake Maye. In the mid-1980s, Drake's father, Mark, was the starting quarterback at North Carolina and his roommate was Mason's dad, Brett, a linebacker on the Tar Heels. The two fathers have stayed close in the years since college, and their children grew up together. When the Rudolphs lived in Virginia, the families would go on vacation together once or twice each year. After the Rudolphs moved to Rock Hill, S.C., when Mason was in middle school, they were a 45-minute drive from the Mayes' home in Huntersville, N.C. The boys went to each other's basketball and football games.

### **98 - DT JEFFERY SIMMONS**

- In 2023, Simmons was named the Titans nominee for the NFL's Walter Payton Man of the Year Award that recognizes a player for outstanding community service, as well as excellence on the field. "To be in a position to be able to give back, it means a lot. I want to be a light in the community."
- In July 2023, Simmons paid homage to his hometown of Macon, Miss., with his first 'Community Fun Day,' which included local food vendors, games, inflatables and fireworks. He was then honored by city officials with a key to the city. He also holds an annual youth football camp in Mississippi.
- In July 2022, the official ribbon cutting was held at the Jeffery B. Simmons Field House at Noxubee County High School in Macon, Miss. Simmons donated more than \$50,000 to upgrade his former high school's



## TITANS TIDBITS: THE BEST OF TITANS OFF-THE-FIELD NOTES

athletic facilities. During the same week, he donated \$75,000 to Starkville (Miss.) Parks and Recreation to be used for a new turf field at the Starkville Sportsplex. The field was also named in his honor.

- Simmons' brother, Dylan Bradley, played football at Southern Miss and then spent time with the Minnesota Vikings. His uncle, Jason Hatcher, played 10 total seasons with the Dallas Cowboys and Washington Commanders.
- Away from football, Simmons enjoys fishing and spending time outdoors.

### **77 - G PETER SKORONSKI**

➤ His grandfather, Bob Skoronski, was a left tackle for the Green Bay Packers, playing nine total seasons with the franchise. He missed two seasons while serving in the U.S. Air Force. He was a permanent offensive captain for the Packers under Vince Lombardi from 1964 to 1968 and played on five NFL championship teams. In 1976, he was inducted into the Packers Hall of Fame.

➤ Among all offensive linemen at the 2023 NFL Scouting Combine, Skoronski placed second in the vertical jump (34.50 inches), second in the broad jump (9 feet 7 inches), fifth in the bench press (30 reps) and ninth in the 10-yard split (1.75 seconds).

- Minored in history in college and considers himself a "history nerd."
- Has a black lab named Slim.

### **38 - CB L'JARIUS SNEED**

➤ After playing wide receiver at Minden (La.) High School, Sneed converted to cornerback at Louisiana Tech and saw playing time in his true freshman season. His initial collegiate campaign was highlighted by an interception return touchdown against Western Kentucky in the Conference USA Championship Game.

➤ Sneed's brother, T.Q. Mims, played football at Arkansas-Pine Bluff from 2010 to 2013.

### **2 - RB TYJAE SPEARS**

➤ In the sixth round of the 2024 NFL Draft, the Titans selected one of Spears' best friends and his former college roommate, Tulane wide receiver Jha'Quan Jackson. Spears was with Jackson when he received the phone call from general manager Ran Carthon during the draft.

➤ Spears has worked with a non-profit organization in New Orleans called Son of a Saint, which provides "mentorship, education, recreation, camaraderie, cultural enrichment, emotional support and helping to fill the void for dozens of fatherless young men."

➤ His first job as a teenager was working at Walmart.

### **4 - P RYAN STONEHOUSE**

➤ Stonehouse comes from a lineage of punters. His father, Paul, was an All-American punter for Stanford. His uncle, John Stonehouse was an All-American punter at Southern California and was signed by the New York Giants as a rookie free agent in 1996. His uncle, Jeff Banks, was a punter at Washington State. His younger cousin, Jack, is a punter at Missouri.

➤ Stonehouse's father, Paul, and uncle, John, used to teach punting at their camp, The Kicking Game, and through private lessons. The camp's website houses testimonials from coaches Bill Walsh, John Robinson, Paul Pasqualoni and Mike Price.

➤ As a craftsman, Stonehouse built an outdoor kitchen in his home, that is owned by his grandmother, and it is complete with two different cooking areas, a sink, granite countertops, it is made out of wood and brick and is even wired for lighting.

### **93 - NT T'VONDRE SWEAT**

➤ Sweat considers fellow Titans defensive lineman Keondre Coburn a close friend and mentor after playing together at Texas.

➤ Away from football, Sweat enjoys playing video games, including Madden, NBA 2K and Call of Duty: Warzone.

➤ The son of Lashunda Ross, Sweat is a self-proclaimed "Momma's boy" and chose to go to Texas to be closer to her. After being drafted and signing his first NFL contract, he surprised his mother by purchasing her a home in their hometown of Houston.

### **84 - TE NICK VANNETT**

➤ Vannett played a role in the development of a product called "Screen Skinz," a tempered glass screen protector that shows logos of professional and major college sports teams while a phone is off.

➤ He graduated from Ohio State in August 2015 with a degree in sport industry.

### **15 - WR NICK WESTBROOK-IKHINE**

➤ As an avid dog lover, Westbrook-Ikhine took care of dogs while in college through the popular app "Rover." Westbrook-Ikhine joined Rover the summer before his senior year at Indiana, and he would set his rate \$10-15 lower than the average price to ensure he was selected as a dog-sitter. Westbrook-Ikhine would bring the dogs everywhere with him, even to Indiana's indoor field, and would let the dogs run around on the turf. He has his own rescue dog now named Winston.

➤ In 2021, Westbrook-Ikhine was named the team's Ed Block Courage Award recipient.

➤ Westbrook-Ikhine and his wife have become involved with Destiny Rescue, a "global, faith-based organization that rescues children out of sexual exploitation and human trafficking and most importantly helps them stay free." He chose to represent the organization through the NFL's My Cause My Cleats initiative.

### **81 - TE JOSH WHYLE**

➤ Whyle had the chance to meet Titans great Delanie Walker at the 2023 NFL Combine and the two tight ends enjoyed dinner together one evening.

➤ He loves country music and his all-time favorite artists are Johnny Cash, Luke Combs and Kenny Chesney.

➤ He has two cats named Boots and Georgie.

➤ Whyle and fellow Titans tight end Chig Okonkwo were born on the same day: Sept. 8, 1999.

### **52 - LB JAMES WILLIAMS**

➤ Williams played against fellow 2024 Titans draftee Jarvis Brownlee Jr. since they were both young from pee wee ball through high school in the Fort Lauderdale, Fla., area.

➤ Williams' hidden talent is writing poetry.

### **24 - DB JULIUS WOOD**

➤ Wood is familiar with his new professional surroundings having trained at X3 Performance and Physical Therapy in Nashville during the 2024 pre-draft process.

### **35 - DB DARYL WORLEY**

➤ Worley and his wife connected through a X hash tag for West Virginia University, in which they realized they were from the same area and planning to attend the same college. They began dating their freshman year at West Virginia.





## TITANS TV RATINGS

2024 Titans television ratings in the Nashville market:

Date/Opp	Day/Time	Network	Rating/Share	HH (000)	Rank
9/8 at Chi	Sun. noon	FOX	17.4/55	208	1
9/15 vs. NYJ	Sun. noon	CBS	17.9/53	213	1
9/22 vs. GB	Sun. noon	FOX	16.2/49	193	1
9/30 at Mia	Mon. 6:30 p.m.	ESPN	15.9/41	191	1
10/13 vs. Ind	Sun. noon	CBS	16.0/53	192	1
10/20 at Buf	Sun. noon	CBS	15.3/47	183	2
10/27 at Det	Sun. noon	FOX	11.9/39	143	1
11/3 vs. NE	Sun. noon	FOX	14.1/47	170	1
11/10 at LAC	Sun. 3:05 p.m.	FOX	12.8/34	154	1
11/17 vs. Min	Sun. noon	CBS	15.0/49	180	3
11/24 at Hou	Sun. noon	CBS	13.4/45	161	1
12/1 at Was	Sun. noon	CBS	14.2/45	180	2
12/8 vs. Jax	Sun. noon	CBS	12.8/45	153	2
12/15 vs. Cin	Sun. noon	FOX	11.4/36	137	1
12/22 at Ind	Sun. noon	CBS	13.1/43	157	2
12/29 at Jax	Sun. noon	CBS	TBA	TBA	
1/4-5 vs. Hou	(TBD)	(TBD)			
<b>2024 Regular Season Average</b>			<b>14.5 / 45</b>	<b>174</b>	

Previous yearly Titans television ratings in the Nashville market (regular season only):

Season	Rtg/Shr/(000)	Season	Rtg/Shr/(000)	Season	Rtg/Shr
2023*	18.2/52/215	2014	20.7/36/209	2005	21.8/42
2022*	21.2/50/245	2013	25.0/41/259	2004	26.5/48
2021	27.1/50/239	2012	23.5/39/239	2003	33.4/57
2020	25.8/47/239	2011	27.7/46/285	2002	26.8/49
2019	24.1/44/238	2010	30.2/50/313	2001	24.5/42
2018	22.7/39/232	2009	30.9/50/315	2000	29.1/50
2017	19.9/35/204	2008	32.4/55/327	1999	19.8/35
2016	22.0/38/221	2007	28.6/49/276		
2015	21.3/37/211	2006	23.0/42/217		

\* New ratings methodology instituted in January 2022, resulting in less meaningful comparisons to prior years across all programming.

## TITANS PODCAST



### The OTP: Official Titans Podcast

Sponsored by Farm Bureau Health Plans

Wednesdays year-round at 8pm at [www.tennesseetitans.com](http://www.tennesseetitans.com), the Titans YouTube channel and wherever you get your podcasts.

With the 2024 football campaign, The OTP is now its seventh season. Hosted by Amie Wells and Mike Keith, The OTP features appearances by current Titans, Titans legends, members of the front office, national media, local celebrities, Jim Wyatt, and Titans Radio's Rhet Bryan, Ramon Foster and Dave McGinnis. A new OTP posts every Monday and Thursday at 8 p.m. CT, but special episodes drop frequently, particularly around the NFL Combine, the NFL Draft, the Titans off-season program and training camp.

## TITANS TV PROGRAMMING



### Titans All Access

Airs locally on Nashville's FOX 17 on Friday nights at 10:35 p.m. It also airs Saturdays in Nashville on MyTV 30 at 11:00 a.m.

Titans All Access has affiliates in Chattanooga (CBS 12), Knoxville (CBS 8, MYTV 2), Memphis (CBS 3), Jackson (E+ TV6) and Huntsville (CBS 19).

You can also watch all previous episodes on the Titans App, TennesseeTitans.com and the Titans YouTube channel.



### Titans Gameday

Titans Gameday airs live Sundays at 10:30 a.m. CT on WSMV.

Mike Keith, Dave McGinnis and Jim Wyatt join WSMV's Chris Harris and Lauren Walsh for Season 3 of the Titans first-ever live Sunday morning show.



### Titans Football with Brian Callahan

Titans Football with Brian Callahan airs Tuesdays 6:30-7 p.m. CT on WKRN.

Titans head coach Brian Callahan joins Mike Keith to break down Titans game tape, to look at the big plays from the most recent game, to examine the most important issues around the NFL and to introduce fans to Titans players, coaches and staff.





## TITANS RADIO



Titans Radio brings football to fans across the Mid-South in one of the NFL's largest radio networks, including Nashville flagship 104.5 The Zone. Play-by-play announcer **Mike Keith** connection with pro football across the Mid-South dates back to 1996, a year before the Oilers arrived in Tennessee, and he became the "Voice of the Titans" in 1999. Former Titans assistant coach and NFL head coach **Dave McGinnis** began serving as Titans Radio's color analyst in 2017, while Titans Radio gameday host **Rhett Bryan's** involvement with the broadcast dates back to 1997. **Amie Wells** has been a part of the broadcast since 2018, and former Tennessee Volunteer and NFL offensive lineman **Ramon Foster** joined the Titans Radio crew in 2023.

### TITANS RADIO WEEKLY PROGRAMMING

**Monday:**

"The Brian Callahan Show" | 6-7 p.m. | Titans Radio/104.5 The Zone

**Tuesday:**

"Mac Talk" with Dave McGinnis & Rhett Bryan | 6-7 p.m. | 104.5 The Zone

**Wednesday:**

"Titans Tonight" with Keith Bulluck | 6-7 p.m. | Titans Radio/104.5 The Zone

**Sunday (Noon Kickoff):**

"Countdown to Kickoff" | 10-11 a.m. | 104.5 The Zone

"Titans Countdown" | 11 a.m.-12 p.m. | Titans Radio/104.5 The Zone

"Titans Talkback" | 3-5 p.m. | 104.5 The Zone

### TITANS RADIO AFFILIATES

**Flagship**

Nashville WGFY FM 104.5

**Tennessee**

Camden WRJB FM 95.9

Chattanooga WGOW FM 102.3 AM 1150

Clarksville WKFN AM 540

Cleveland WCLE FM 104.1

Columbia WKOM FM 101.7

Cookeville WKXD FM 106.9

Franklin WAKM AM 950

Greeneville WIKQ FM 103.1

Jackson WZDQ FM 102.3

Knoxville WOKI FM 98.7

Lebanon WANT FM 98.9

Lebanon WCOR AM 1490

Lewisburg WJJM FM 94.3

Manchester WMSR FM 107.9 AM 1320

Memphis WKIM FM 98.9

Morristown WCRK FM 105.7

Nashville WGFY FM 104.5

Shelbyville WZNG FM 100.9 AM 1400

**Tennessee**

Tri-Cities WXSM AM 640

Union City WQAK FM 105.7

Waverly WQMV FM 93.5 AM 1060

Winchester WCDT AM 1340

**Alabama**

Birmingham WJOX FM 94.5

Bridgeport WJTW AM 1480

Florence WQLT FM 107.3

Huntsville WUMP AM 730 FM 103.9

Huntsville WVNN AM 770 FM 92.5

Scottsboro WWIC AM 1050

**Kentucky**

Benton WCBL AM 1290

Cadiz WKDZ FM 106.5

Columbia WAIN FM 101.9 AM 1270

Henderson WSON AM 860 FM 96.5

## CONTACT INFORMATION

Titans Practice Facility/Training Camp Site:

Ascension Saint Thomas Sports Park

460 Great Circle Road

Nashville, TN 37228

Nissan Stadium:

One Titans Way

Nashville, TN 37213

Media Resources:

[www.TennesseeTitans.com/media](http://www.TennesseeTitans.com/media)

Phone:

(615) 565-4000 (main)

(615) 565-4100 (media relations)

(615) 565-4200 (ticket office)

Titans Communications:

Kate Guerra

Vice President of Communications & Corporate Affairs

[Kate.Guerra@titans.nfl.com](mailto:Kate.Guerra@titans.nfl.com)

Robbie Bohren

Vice President of Football Communications

[Robbie.Bohren@titans.NFL.com](mailto:Robbie.Bohren@titans.NFL.com)

Jim Wyatt

Senior Writer/Editor

[Jim.Wyatt@titans.nfl.com](mailto:Jim.Wyatt@titans.nfl.com)

Dwight Spradlin

Director of Football Communications

[Dwight.Spradlin@titans.NFL.com](mailto:Dwight.Spradlin@titans.NFL.com)

Jared Puffer

Associate Director of Football Communications

[Jared.Puffer@titans.NFL.com](mailto:Jared.Puffer@titans.NFL.com)

Kaylee Connors

Coordinator of Football Communications

[Kaylee.Connors@titans.nfl.com](mailto:Kaylee.Connors@titans.nfl.com)

Travis McDaniel

Football Communications Assistant

[Travis.McDaniel@titans.nfl.com](mailto:Travis.McDaniel@titans.nfl.com)

Savanna Howie

Manager of Communications & Corporate Communications

[Savanna.Howie@titans.nfl.com](mailto:Savanna.Howie@titans.nfl.com)





# NISSAN STADIUM GAMEDAY MEDIA INFORMATION

## MEDIA RELATIONS CONTACTS

Titans Media Relations (Press Box Seats 1-7): (615) 565-4450  
Robbie Bohren, Vice President, Football Communications  
Dwight Spradlin, Director of Football Communications  
Jared Puffer, Associate Director of Football Communications (Field Contact)  
Kaylee Connors, Coordinator of Football Communications  
Travis McDaniel, Football Communications Assistant (Media Will Call)  
Visiting Team Media Relations (Press Box Seats 29-32): (615) 565-4452

## DIRECTIONS TO NISSAN STADIUM

FROM AIRPORT TO NISSAN STADIUM (APPROXIMATELY 15 MINUTES): Take I-40 West toward Nashville/Memphis to I-24 West (before downtown). Exit at James Robertson Parkway (Exit 48). Turn left at first light (Interstate Drive). Turn right on Woodland Street. Nissan Stadium will be on the left. Follow signs to parking lot ("M" lot on northwest corner/river side of stadium).

## NISSAN STADIUM MEDIA WILL CALL/MEDIA ENTRANCE

The media will call window and media entrance are located in the northwest corner of Nissan Stadium near Gate 6. The media will call window opens three hours prior to kickoff.

## FIELD MEDIA VESTS

All members of the media with field access during the game must wear a media vest. Still and video photographers will be issued tan vests, while team-affiliated photographers and videographers (scoreboard, social, coaches' shows, etc.) will be issued gray vests. Additionally, media with in-game field access will be issued an armband. All vests and armbands must be obtained prior to each game at the check-in table. **Vest check-in is located on the third-floor landing near the press box.** All vests must be returned at the conclusion of the game to Titans personnel or to the vest check-in table.

## NISSAN STADIUM PRESS BOX INTERNET ACCESS

Wireless internet access is available free of charge in the Nissan Stadium press box. The login information will be available upon arrival in the press box. A limited number of ethernet lines also are available. Accessing the wireless network works the same in the Nissan Stadium press box as it does in most areas with free connectivity. Titans staff may be able to assist in a limited manner, but you should first contact your company's I.T. department with any questions.

## FROM NISSAN STADIUM PRESS BOX TO INTERVIEW ROOMS

Take the press box elevator (Level 3) to field level (Level 1). The Titans interview room is immediately on the right. Turn left and continue straight along the concourse to reach the visiting team's interview room (white line).

## POSTGAME POLICIES

Reporters with press box credentials will not be allowed on the field during pre-game activities or during the game itself. Press box credentials do NOT provide access to the field at the two-minute warning in the fourth quarter. Media will be allowed to gather in the Titans interview room to watch the end of the game or remain in the press box to make the short walk down to the field level at the conclusion of the game. Interviews with Titans players are not permitted on the field following the game. The press conference will begin approximately 10 minutes following the conclusion of the game and will be held in the interview room across from the Titans locker room. Key players also will be brought to the interview room. Simultaneously, the locker room will open to credentialed media members with a working function. The press conference audio will be played live over the press box speakers.

## POSTGAME QUOTES

Quotes from each team's head coach and key players will be transcribed and distributed throughout the Nissan Stadium press box following the game. The quotes also will be available at [www.TennesseeTitans.com/media](http://www.TennesseeTitans.com/media).

## POOL REPORTS

Pool reporters are assigned by the Pro Football Writers of America. Requests for pool reports with game officials must be made in advance through the home team's media relations. Interviews will be conducted virtually. Pool reports will be recorded, transcribed and then distributed in the press box.

## EXITING NISSAN STADIUM

FROM NISSAN STADIUM PRESS BOX TO STADIUM EXIT: Cross the press box catwalk to the third floor lobby. Take the stairs or elevator one floor down to Level 2. Exit through the doors and walk right to get to the "M" lot.

FROM NISSAN STADIUM TO AIRPORT (APPROXIMATELY 15 MINUTES): Take I-24 East toward Chattanooga to I-40 East toward Knoxville. The airport is at Exit 216A.

# NISSAN STADIUM PARKING AND MEDIA ENTRANCE

The media will call window and media entrance are located in the northwest corner of Nissan Stadium near Gate 6. The media will call window opens three hours prior to kickoff. Photographers' vests can be picked up near the entrance to the press box on Level 3.



# 2024 NFL SCHEDULE

Games grouped by start times and listed alphabetically by home team. Times listed are local.

## WEEK 1

### Thursday, September 05, 2024

Bal at KC (Thu) Kansas City, 27-20

### Friday, September 06, 2024

GB at Phi (Sao Paulo) Philadelphia, 34-29

### Sunday, September 08, 2024

Pit at Atl Pittsburgh, 18-10

Ari at Buf Buffalo, 34-28

Ten at Chi Chicago, 24-17

NE at Cin New England, 16-10

Hou at Ind Houston, 29-27

Jax at Mia Miami, 20-17

Car at NO New Orleans, 47-10

Min at NYG Minnesota, 28-6

LV at LAC LA Chargers, 22-10

Den at Sea Seattle, 26-20

Dal at Cle Dallas, 33-17

Was at TB Tampa Bay, 37-20

LAR at Det Detroit, 26-20 (OT)

### Monday, September 09, 2024

NYJ at SF (Mon) San Francisco, 32-19

## WEEK 2

### Thursday, September 12, 2024

Buf at Mia (Thu) Buffalo, 31-10

### Sunday, September 15, 2024

LV at Bal Las Vegas, 26-23

LAC at Car LA Chargers, 26-3

NO at Dal New Orleans, 44-19

TB at Det Tampa Bay, 20-16

Ind at GB Green Bay, 16-10

Cle at Jax Cleveland, 18-13

SF at Min Minnesota, 23-17

Sea at NE Seattle, 23-20 (OT)

NYJ at Ten NY Jets, 24-17

NYG at Was Washington, 21-18

LAR at Ari Arizona, 41-10

Pit at Den Pittsburgh, 13-6

Cin at KC Kansas City, 26-25

Chi at Hou Houston, 19-13

### Monday, September 16, 2024

Atl at Phi (Mon) Atlanta, 22-21

## WEEK 3

### Thursday, September 19, 2024

NE at NYJ (Thu) NY Jets, 24-3

### Sunday, September 22, 2024

NYG at Cle NY Giants, 21-15

Chi at Ind Indianapolis, 21-16

Hou at Min Minnesota, 34-7

Phi at NO Philadelphia, 15-12

LAC at Pit Pittsburgh, 20-10

Den at TB Denver, 26-7

GB at Ten Green Bay, 30-14

Car at LV Carolina, 36-22

Mia at Sea Seattle, 24-3

Det at Ari Detroit, 20-13

Bal at Dal Baltimore, 28-25

SF at LAR LA Rams, 27-24

KC at Atl Kansas City, 22-17

### Monday, September 23, 2024

Jax at Buf (Mon) Buffalo, 47-10

Was at Cin (Mon) Washington, 38-33

## WEEK 4

### Thursday, September 26, 2024

Dal at NYG (Thu) Dallas, 20-15

### Sunday, September 29, 2024

NO at Atl Atlanta, 26-24

Cin at Car Tampa Bay, 33-16

LAR at Chi Chicago, 24-18

Min at GB Minnesota, 31-29

Jax at Hou Houston, 24-20

Pit at Ind Indianapolis, 27-24

Den at NYJ Denver, 10-9

Phi at TB Tampa Bay, 33-16

Was at Ari Washington, 42-14

NE at SF San Francisco, 30-13

KC at LAC Kansas City, 17-10

Cle at LV Las Vegas, 20-16

Buf at Bal Baltimore, 35-10

### Monday, September 30, 2024

Ten at Mia (Mon) Tennessee, 31-12

Sea at Det (Mon) Detroit, 42-29

## WEEK 5

### Thursday, October 03, 2024

TB at Atl (Thu) Atlanta, 36-30 (OT)

### Sunday, October 06, 2024

NYJ vs Min (Tottenham) Minnesota, 23-17

Car at Chi Chicago, 36-10

Bal at Cin Baltimore, 41-38 (OT)

Buf at Hou Houston, 23-20

Ind at Jax Jacksonville, 37-34

Mia at NE Miami, 15-10

Cle at Was Washington, 34-13

LV at Den Denver, 34-18

Ari at SF Arizona, 24-23

GB at LAR Green Bay, 24-19

NYG at Sea NY Giants, 29-20

Dal at Pit Dallas, 20-17

### Monday, October 07, 2024

NO at KC (Mon) Kansas City, 26-13

## WEEK 6

### Thursday, October 10, 2024

SF at Sea (Thu) San Francisco, 36-24

### Sunday, October 13, 2024

Jax vs Chi (Tottenham) Chicago, 35-16

Was at Bal Baltimore, 30-23

Ari at GB Green Bay, 34-13

Hou at NE Houston, 41-21

TB at NO Tampa Bay, 51-27

Cle at Phi Philadelphia, 20-16

Ind at Ten Indianapolis, 20-17

LAC at Den LA Chargers, 23-16

Pit at LV Pittsburgh, 32-13

Atl at Car Atlanta, 38-20

Det at Dal Detroit, 47-9

Cin at NYG Cincinnati, 17-7

### Monday, October 14, 2024

Buf at NYJ (Mon) Buffalo, 23-20

## WEEK 7

### Thursday, October 17, 2024

Den at NO (Thu) Denver, 33-10

## Sunday, October 20, 2024

NE at Jax (Wembley) Jacksonville, 32-16

Sea at Atl Seattle, 34-14

Ten at Buf Buffalo, 34-10

Cin at Cle Cincinnati, 21-14

Hou at GB Green Bay, 24-22

Mia at Ind Indianapolis, 16-10

Det at Min Detroit, 31-29

Phi at NYG Philadelphia, 28-3

LV at LAR LA Rams, 20-15

Car at Was Washington, 40-7

KC at SF Kansas City, 28-18

NYJ at Pit Pittsburgh, 37-15

## Monday, October 21, 2024

Bal at TB (Mon) Baltimore, 41-31

LAC at Ari (Mon) Arizona, 17-15

## WEEK 8

### Thursday, October 24, 2024

Min at LAR (Thu) LA Rams, 30-20

### Sunday, October 27, 2024

Bal at Cle Cleveland, 29-24

Ten at Det Detroit, 52-14

Ind at Hou Houston, 23-20

GB at Jax Green Bay, 30-27

Ari at Mia Arizona, 28-27

NYJ at NE New England, 25-22

Atl at TB Atlanta, 31-26

Chi at Was Washington, 18-15

NO at LAC LA Chargers, 26-8

Buf at Sea Buffalo, 31-10

Phi at Cin Philadelphia, 37-17

Car at Den Denver, 28-14

KC at LV Kansas City, 27-20

Dal at SF San Francisco, 30-24

## Monday, October 28, 2024

NYG at Pit (Mon) Pittsburgh, 26-18

## WEEK 9

### Thursday, October 31, 2024

Hou at NYJ (Thu) NY Jets, 21-13

### Sunday, November 03, 2024

Dal at Atl Atlanta, 27-21

Den at Bal Baltimore, 41-10

Mia at Buf Buffalo, 30-27

NO at Car Carolina, 23-22

LV at Cin Cincinnati, 41-24

LAC at Cle LA Chargers, 27-10

Was at NYG Washington, 27-22

NE at Ten Tennessee, 20-17 (OT)

Chi at Ari Arizona, 29-9

Jax at Phi Philadelphia, 28-23

Det at GB Detroit, 24-14

LAR at Sea LA Rams, 26-20

Ind at Min Minnesota, 21-13

## Monday, November 04, 2024

TB at KC (Mon) Kansas City, 30-24 (OT)

## WEEK 10

### Thursday, November 07, 2024

Cin at Bal (Thu) Baltimore, 35-34

### Sunday, November 10, 2024

NYG vs Car (Munich) Carolina, 20-17

NE at Chi New England, 19-3

Buf at Ind Buffalo, 30-20





# 2024 NFL SCHEDULE

Min at Jax  
 Den at KC  
 Atl at NO  
 SF at TB  
 Pit at Was  
 Ten at LAC  
 NYJ at Ari  
 Phi at Dal  
 Det at Hou

Minnesota, 12-7  
 Kansas City, 16-14  
 New Orleans, 20-17  
 San Francisco, 23-20  
 Pittsburgh, 28-27  
 LA Chargers, 27-17  
 Arizona, 31-6  
 Philadelphia, 34-6  
 Detroit, 26-23

## Monday, November 11, 2024

Mia at LAR (Mon) Miami, 23-15

### WEEK 11

#### Thursday, November 14, 2024

Was at Phi (Thu) Philadelphia, 26-18

#### Sunday, November 17, 2024

GB at Chi Green Bay, 20-19  
 Jax at Det Detroit, 52-6  
 LV at Mia Miami, 34-19  
 LAR at NE LA Rams, 28-22  
 Cle at NO New Orleans, 35-14  
 Bal at Pit Pittsburgh, 18-16  
 Ind at NYJ Indianapolis, 28-27  
 Min at Ten Minnesota, 23-13  
 Atl at Den Denver, 38-6  
 Sea at SF Seattle, 20-17  
 KC at Buf Buffalo, 30-21  
 Cin at LAC LA Chargers, 34-27

#### Monday, November 18, 2024

Hou at Dal (Mon) Houston, 34-10

### WEEK 12

#### Thursday, November 21, 2024

Pit at Cle (Thu) Cleveland, 24-19

#### Sunday, November 24, 2024

KC at Car Kansas City, 30-27  
 Min at Chi Minnesota, 30-27 (OT)  
 Ten at Hou Tennessee, 32-27  
 Det at Ind Detroit, 24-6  
 NE at Mia Miami, 34-15  
 TB at NYG Tampa Bay, 30-7  
 Dal at Was Dallas, 34-26  
 Den at LV Denver, 29-19  
 SF at GB Green Bay, 38-10  
 Ari at Sea Seattle, 16-6  
 Phi at LAR Philadelphia, 37-20

#### Monday, November 25, 2024

Bal at LAC (Mon) Baltimore, 30-23

### WEEK 13

#### Thursday, November 28, 2024

Chi at Det Detroit, 23-20  
 NYG at Dal Dallas, 27-20  
 Mia at GB Green Bay, 30-17

#### Friday, November 29, 2024

LV at KC (Fri) Kansas City, 19-17

#### Sunday, December 01, 2024

LAC at Atl LA Chargers, 17-13  
 Pit at Cin Pittsburgh, 44-38  
 Hou at Jax Houston, 23-20  
 Ari at Min Minnesota, 23-22  
 Ind at NE Indianapolis, 25-24  
 Sea at NYJ Seattle, 26-21  
 Ten at Was Washington, 42-19

TB at Car Tampa Bay, 26-23 (OT)  
 LAR at NO LA Rams, 21-14  
 Phi at Bal Philadelphia, 24-19  
 SF at Buf Buffalo, 35-10

#### Monday, December 02, 2024

Cle at Den (Mon) Denver, 41-32

### WEEK 14

#### Thursday, December 05, 2024

GB at Det (Thu) Detroit, 34-31

#### Sunday, December 08, 2024

NYJ at Mia Miami, 32-26  
 Atl at Min Minnesota, 42-21  
 NO at NYG New Orleans, 14-11  
 Car at Phi Philadelphia, 22-16  
 Cle at Pit Pittsburgh, 27-14  
 LV at TB Tampa Bay, 28-13  
 Jax at Ten Jacksonville, 10-6  
 Sea at Ari Seattle, 30-18  
 Buf at LAR LA Rams, 44-42  
 Chi at SF San Francisco, 38-13  
 LAC at KC Kansas City, 19-17

#### Monday, December 09, 2024

Cin at Dal (Mon) Cincinnati, 27-20

### WEEK 15

#### Thursday, December 12, 2024

LAR at SF (Thu) LA Rams, 12-6

#### Sunday, December 15, 2024

Dal at Car Dallas, 30-14  
 KC at Cle Kansas City, 21-7  
 Mia at Hou Houston, 20-12  
 NYJ at Jax NY Jets, 32-25  
 Was at NO Washington, 20-19  
 Bal at NYG Baltimore, 35-14  
 Cin at Ten Cincinnati, 37-27  
 NE at Ari Arizona, 30-17  
 Ind at Den Denver, 31-13  
 Buf at Det Buffalo, 48-42  
 TB at LAC Tampa Bay, 40-17  
 Pit at Phi Philadelphia, 27-13  
 GB at Sea Green Bay, 30-13

#### Monday, December 16, 2024

Chi at Min (Mon) Minnesota, 30-12  
 Atl at LV (Mon) Atlanta, 15-9

### WEEK 16

#### Thursday, December 19, 2024

Den at LAC (Thu) LA Chargers, 34-27

#### Saturday, December 21, 2024

Hou at KC (Sat) Kansas City, 27-19  
 Pit at Bal (Sat) Baltimore, 34-17

#### Sunday, December 22, 2024

NYG at Atl Atlanta, 34-7  
 Ari at Car Carolina, 36-30 (OT)  
 Det at Chi Detroit, 34-17  
 Cle at Cin Cincinnati, 24-6  
 Ten at Ind Indianapolis, 38-30  
 LAR at NYJ LA Rams, 19-9  
 Phi at Was Washington, 36-33  
 Min at Sea Minnesota, 27-24  
 NE at Buf Buffalo, 24-21  
 Jax at LV Las Vegas, 19-14  
 SF at Mia Miami, 29-17

TB at Dal Dallas, 26-24  
**Monday, December 23, 2024**  
 NO at GB (Mon) Green Bay, 34-0

### WEEK 17

#### Wednesday, December 25, 2024

KC at Pit (Wed) Kansas City, 29-10  
 Bal at Hou (Wed) Baltimore, 31-2

#### Thursday, December 26, 2024

Sea at Chi (Thu) Seattle, 6-3

#### Saturday, December 28, 2024

LAC at NE LA Chargers, 40-7  
 Den at Cin Cincinnati, 30-24 (OT)  
 Ari at LAR LA Rams, 13-9

#### Sunday, December 29, 2024

NYJ at Buf Buffalo, 40-14  
 Ten at Jax Jacksonville, 20-13  
 LV at NO Las Vegas, 25-10  
 Ind at NYG NY Giants, 45-33  
 Dal at Phi Philadelphia, 41-7  
 Car at TB Tampa Bay, 48-14  
 Mia at Cle Miami, 20-3  
 GB at Min Minnesota, 27-25  
 Atl at Was Washington, 30-24 (OT)

#### Monday, December 30, 2024

Det at SF (Mon) 5:15p (PT) ESPN/ABC

### WEEK 18

#### Saturday, January 04, 2024

Cle at Bal 4:30p (ET) ESPN/ABC  
 Cin at Pit 7:00p (ET) ESPN/ABC

#### Sunday, January 05, 2024

Car at Atl 1:00p (ET) CBS  
 Was at Dal 1:00p (ET) FOX  
 Chi at GB 12:00p (CT) FOX  
 Jax at Ind 1:00p (ET) FOX  
 Buf at NE 1:00p (ET) CBS  
 NYG at Phi 1:00p (ET) CBS  
 NO at TB 1:00p (ET) FOX  
 Hou at Ten 12:00p (CT) CBS  
 SF at Ari 2:25p (MT) FOX  
 KC at Den 2:25p (MT) CBS  
 LAC at LV 1:25p (PT) CBS  
 Sea at LAR 1:25p (PT) FOX  
 Mia at NYJ 4:25p (ET) FOX  
 Min at Det 8:20p (ET) NBC

GAME PREVIEW

TEAM NOTES

PLAYER NOTES

MEDIA

STATISTICS

ROSTERS



## 2024 NFL DIVISIONAL STANDINGS

AFC East	W	L	T	Pct	Home	Road	Conf	Div
y-Buffalo Bills	13	3	0	.813	8-0-0	5-3-0	9-2-0	5-0-0
Miami Dolphins	8	8	0	.500	5-3-0	3-5-0	6-5-0	3-2-0
New York Jets	4	12	0	.250	2-5-0	2-7-0	4-7-0	1-4-0
New England Patriots	3	13	0	.188	1-6-0	2-7-0	2-9-0	1-4-0

AFC North	W	L	T	Pct	Home	Road	Conf	Div
x-Baltimore Ravens	11	5	0	.688	5-2-0	6-3-0	7-4-0	3-2-0
x-Pittsburgh Steelers	10	6	0	.625	5-2-0	5-4-0	7-4-0	3-2-0
Cincinnati Bengals	8	8	0	.500	3-5-0	5-3-0	5-6-0	2-3-0
Cleveland Browns	3	13	0	.188	2-6-0	1-7-0	3-8-0	2-3-0

AFC South	W	L	T	Pct	Home	Road	Conf	Div
y-Houston Texans	9	7	0	.563	5-3-0	4-4-0	7-4-0	4-1-0
Indianapolis Colts	7	9	0	.438	4-3-0	3-6-0	6-5-0	2-3-0
Jacksonville Jaguars	4	12	0	.250	3-5-0	1-7-0	4-7-0	3-2-0
Tennessee Titans	3	13	0	.188	1-6-0	2-7-0	3-8-0	1-4-0

AFC West	W	L	T	Pct	Home	Road	Conf	Div
z-Kansas City Chiefs	15	1	0	.938	8-0-0	7-1-0	10-1-0	5-0-0
x-Los Angeles Chargers	10	6	0	.625	5-3-0	5-3-0	7-4-0	3-2-0
Denver Broncos	9	7	0	.563	5-2-0	4-5-0	5-6-0	2-3-0
Las Vegas Raiders	4	12	0	.250	2-5-0	2-7-0	3-8-0	0-5-0

NFC East	W	L	T	Pct	Home	Road	Conf	Div
y-Philadelphia Eagles	13	3	0	.813	7-1-0	6-2-0	8-3-0	4-1-0
x-Washington Commanders	11	5	0	.688	7-2-0	4-3-0	8-3-0	3-2-0
Dallas Cowboys	7	9	0	.438	2-6-0	5-3-0	5-6-0	3-2-0
New York Giants	3	13	0	.188	1-8-0	2-5-0	1-10-0	0-5-0

NFC North	W	L	T	Pct	Home	Road	Conf	Div
x-Minnesota Vikings	14	2	0	.875	8-1-0	6-1-0	9-2-0	4-1-0
x-Detroit Lions	13	2	0	.867	6-2-0	7-0-0	9-1-0	5-0-0
x-Green Bay Packers	11	5	0	.688	6-2-0	5-3-0	6-5-0	1-4-0
Chicago Bears	4	12	0	.250	4-5-0	0-7-0	2-9-0	0-5-0

NFC South	W	L	T	Pct	Home	Road	Conf	Div
Tampa Bay Buccaneers	9	7	0	.563	4-4-0	5-3-0	7-4-0	3-2-0
Atlanta Falcons	8	8	0	.500	4-4-0	4-4-0	7-4-0	4-1-0
New Orleans Saints	5	11	0	.313	3-6-0	2-5-0	4-7-0	2-3-0
Carolina Panthers	4	12	0	.250	3-6-0	1-6-0	3-8-0	1-4-0

NFC West	W	L	T	Pct	Home	Road	Conf	Div
y-Los Angeles Rams	10	6	0	.625	5-3-0	5-3-0	6-5-0	4-1-0
Seattle Seahawks	9	7	0	.563	3-6-0	6-1-0	5-6-0	3-2-0
Arizona Cardinals	7	9	0	.438	5-3-0	2-6-0	3-8-0	2-3-0
San Francisco 49ers	6	9	0	.400	4-4-0	2-5-0	4-6-0	1-4-0

x - Clinched Playoffs; y - Clinched Division; z - Clinched Home Field

## TITANS OFFENSIVE AND DEFENSIVE RANKINGS BY THE WEEK AND BY THE SEASON

2024 Season		NFL OFFENSE			AFC OFFENSE		
Week	Opp.	Tot	Rush	Pass	Tot	Rush	Pass
1	at Chi	23	10	29	12	5	15
2	NYJ	23t	13	26t	11t	7	13
3	GB	29	20	28	14	10	12
4	at Mia	29	16	30	14	8	14
5	Bye	30	18	29	14	10	13
6	Ind	31	14t	31	15	6t	15
7	at Buf	31	21	32	15	11	16
8	at Det	30	17	31	14	9	15
9	NE	27	12	31	13	5	15
10	at LAC	27	10	31	13	4	15
11	Min	25	18	29	11	8	15
12	at Hou	25	13	30	11	5	15
13	at Was	28	21	30	13	10	15
14	Jax	29	18	29	15	7	15
15	Cin	28	19	26	15	8	14
16	at Ind	27	21	26	14	9	14
17	at Jax	28	15	28	15	6	15
18	Hou						

**Final regular season offensive rankings:**

Titans in 2023	28	17	29	14	7	15
Titans in 2022	30	13	30	15	4	16
Titans in 2021	17	5	24	9	4	13
Titans in 2020	2T	2	23	2T	2	10
Titans in 2019	12	3	21	5	2	9
Titans in 2018	25	7	29	11	3	14
Titans in 2017	23	15	23	9	8	11
Titans in 2016	11	3	25	5	2	11
Titans in 2015	30	25	25T	16	10	14
Titans in 2014	29	26	22	14	14	11
Titans in 2013	22	14	21	11	7	11
Titans in 2012	26	21	22	12	10	11
Titans in 2011	17	31	12	8	16	5
Titans in 2010	27	17	25	15	10	13
Titans in 2009	12	2	23	6	2	10
Titans in 2008	21	7	27	10	3	12
Titans in 2007	21	5	27	10	3	14
Titans in 2006	27	5	30	12	3	15
Titans in 2005	17	23	9	10	12	5
Titans in 2004	11	14	10	6	10	5
Titans in 2003	8	26	5	4	14	3
Titans in 2002	17	11	20	9	7	11
Titans in 2001	8	12	8T	5	8	4
Titans in 2000	14	7	16	8	6	8
Titans in 1999	13	13	13T	6	9	5T

2024 Season		NFL DEFENSE			AFC DEFENSE		
Week	Opp.	Tot	Rush	Pass	Tot	Rush	Pass
1	at Chi	1	8	1	1	5	1
2	NYJ	1	10	1	1	6	1
3	GB	5	19	4	4	10	3
4	at Mia	1	17	1	1	10	1
5	Bye	1	15	1	1	9	1
6	Ind	1	9	2	1	5	2
7	at Buf	1	8	3	1	6	3
8	at Det	1	12	1	1	7	1
9	NE	1	11	1	1	6	1
10	at LAC	1	12	1	1	7	1
11	Min	2	12	1	1	8	1
12	at Hou	2	8	1	1	5	1
13	at Was	2	16	1	1	9	1
14	Jax	2	13	1	1	7	1
15	Cin	2	12	3	1	7	1
16	at Ind	5	23	1	3	14	1
17	at Jax	3	22	2	1	13	1
18	Hou						

**Final regular season defensive rankings:**

Titans in 2023	18	13	18	10	6	11
Titans in 2022	23	1	32	13	1	16
Titans in 2021	12	2	25	5	2	12
Titans in 2020	28	19	29	14	9	16
Titans in 2019	21	12	24	11	7	13
Titans in 2018	8	18	6	5	8	4
Titans in 2017	13	4	25	5	1	12
Titans in 2016	20	2	30	11	1	16
Titans in 2015	12	18	7	8	12	3
Titans in 2014	27	31	15	16	15	9
Titans in 2013	14	20	11	8	8	6
Titans in 2012	27	24	26	15	11	14
Titans in 2011	18T	24	14	11	11	10
Titans in 2010	26	20	29	13	10	14
Titans in 2009	28	11T	31	14	5T	16
Titans in 2008	7	6	9	3	3	4
Titans in 2007	5	5	10	4	3	9
Titans in 2006	32	30	27	16	15	15
Titans in 2005	19	22	17	10	11	7
Titans in 2004	27	18	26	13	11	12
Titans in 2003	12	1	30	9	1	15
Titans in 2002	10	2	25	5	2	13
Titans in 2001	25	5	31	15	3	16
Titans in 2000	1	3	1	1	2	1
Titans in 1999	17	10	25	12	6	15





# TENNESSEE TITANS OFFENSIVE AND DEFENSIVE STATS, 1999-2023 (REGULAR SEASON)

## 1999-2023 TITANS - OFFENSE

OFFENSE	2023	2022	2021	2020	2019	2018	2017	2016	2015	2014	2013	2012	2011	2010	2009	2008	2007	2006	2005	2004	2003	2002	2001	2000	1999
<b>GAMES (Won-Lost)</b>	6-11	7-10	12-5	11-5	9-7	9-7	9-7	9-7	3-13	2-14	7-9	6-10	9-7	6-10	8-8	13-3	10-6	8-8	4-12	5-11	12-4	11-5	7-9	13-3	13-3
<b>FIRST DOWNS</b>	298	277	362	381	317	289	290	322	298	258	311	260	281	252	288	268	306	261	279	308	310	312	288	299	294
Rushing	103	104	134	142	104	106	97	115	66	75	103	70	71	73	115	108	118	105	72	85	84	112	87	107	109
Passing	158	153	194	203	177	156	157	175	195	159	172	166	185	155	154	143	171	133	191	200	211	182	179	167	167
Penalty	37	20	34	36	36	27	36	32	37	24	36	24	25	24	19	17	17	23	16	23	15	18	22	25	18
<b>YDS GAINED (tot)</b>	4,913	5,045	5,822	6,343	5,805	4,998	5,024	5,728	4,988	4,859	5,390	5,010	5,361	4,834	5,623	5,018	4,987	4,810	5,122	5,487	5,501	5,272	5,352	5,350	5,296
Avg per Game	289.0	296.8	342.5	396.4	362.8	312.4	314.0	358.0	311.8	303.7	336.9	313.1	335.1	302.1	351.4	313.6	311.7	300.6	320.1	342.9	343.8	329.5	334.5	334.4	331.0
<b>RUSHING (net)</b>	1,846	2,131	2,404	2,690	2,223	2,023	1,833	2,187	1,485	1,447	1,894	1,687	1,438	1,727	2,592	2,199	2,109	2,214	1,525	1,871	1,623	1,952	1,794	2,085	1,811
Avg per Game	108.6	125.4	141.4	168.1	138.9	126.4	114.6	136.7	92.8	90.4	118.4	105.4	89.9	107.9	162.0	137.4	131.8	138.4	95.3	116.9	101.4	122.0	112.1	130.3	113.2
Rushes	444	487	551	521	445	454	443	476	371	356	462	378	376	406	499	508	543	469	397	420	486	511	468	546	459
Yards per Rush	4.2	4.4	4.4	5.2	5.0	4.5	4.1	4.6	4.0	4.1	4.1	4.5	3.8	4.3	5.2	4.3	3.9	4.7	3.8	4.5	3.3	3.8	3.8	3.8	3.9
<b>PASSING (net)</b>	3,067	2,914	3,418	3,653	3,582	2,975	3,191	3,541	3,503	3,412	3,496	3,323	3,923	3,107	3,031	2,819	2,878	2,596	3,597	3,616	3,878	3,320	3,558	3,265	3,485
Avg per Game	180.4	171.4	201.1	228.3	223.9	185.9	199.4	221.3	218.9	213.3	218.5	207.7	245.2	194.2	189.4	176.2	179.9	162.3	224.8	226.0	242.4	207.5	222.4	204.1	217.8
Passes Att.	494	456	535	485	448	437	496	504	551	513	533	540	584	474	476	453	464	447	594	589	502	500	515	462	527
Completed	304	285	359	316	297	293	306	307	342	299	328	318	353	273	271	265	288	226	358	356	315	306	307	286	304
Pct Completed	61.5	62.5	67.1	65.2	66.3	67.0	61.7	60.9	62.1	58.3	61.5	58.9	60.4	57.6	56.9	58.5	62.1	50.6	60.3	60.4	62.7	61.2	59.6	61.9	57.7
Yards Gained	3,512	3,227	3,745	3,826	3,956	3,255	3,394	3,720	3,893	3,738	3,710	3,577	4,113	3,278	3,104	2,902	3,077	2,748	3,797	3,933	4,031	3,441	3,867	3,430	3,622
Sacked	64	49	47	25	56	47	35	28	54	50	37	39	24	27	15	12	30	29	31	44	25	21	43	28	25
Yards Lost	445	313	327	173	374	280	203	179	390	326	214	254	190	171	73	83	199	152	200	317	153	121	309	165	137
Had intercepted	11	11	14	7	8	12	17	11	17	16	16	16	14	15	15	9	17	19	14	19	9	15	17	16	13
Yards Opp Ret	101	179	252	81	204	219	262	203	263	214	132	260	167	120	121	88	116	250	293	306	264	179	163	236	227
Opp TDs on Int	1	1	0	0	0	1	2	3	3	1	1	4	3	1	0	0	0	2	4	2	3	2	2	3	2
<b>PUNTS</b>	80	90	58	50	78	75	75	77	88	89	79	83	86	77	69	87	73	88	78	79	71	66	85	76	90
Avg Yards	50.1	53.1	44.3	45.1	47.1	46.4	49.7	44.2	47.4	46.3	42.9	46.4	43.6	42.9	43.4	42.8	41.9	42.7	43.2	42.9	43.9	41.3	42.0	40.8	42.5
<b>PUNT RETURNS</b>	42	36	30	23	22	27	36	30	38	30	31	31	47	27	33	34	42	37	45	40	37	28	36	53	40
Avg Return	7.9	8.4	9.8	9.0	7.7	8.8	8.5	7.9	8.1	6.9	7.7	15.3	10.4	12.2	6.7	9.7	8.7	12.6	9.3	4.3	11.6	7.8	7.8	12.7	9.0
Returned for TD	0	0	0	0	0	0	0	0	0	0	0	3	1	1	0	0	0	3	1	0	1	0	0	1	1
<b>KICKOFF RETURNS</b>	18	37	40	38	30	23	28	33	33	48	44	63	32	64	69	52	52	79	70	79	68	50	71	47	56
Avg Return	20.7	21.4	19.5	20.2	21.3	32.0	22.1	19.1	20.6	23.4	24.9	23.6	26.0	24.3	20.5	25.4	21.1	23.2	24.2	19.7	19.1	19.6	19.9	26.1	18.6
Returned for TD	0	0	0	1	0	1	0	0	0	0	0	1	1	1	0	0	0	0	0	0	0	0	1	0	0
<b>PENALTIES</b>	110	111	103	86	99	82	85	110	93	111	101	106	104	128	98	108	101	94	125	110	110	112	119	107	114
Yards Penalized	882	956	973	783	932	727	785	1,012	779	961	900	847	960	1,040	821	855	773	803	1,002	923	887	891	1,025	870	1,069
<b>FUMBLES BY</b>	19	23	25	15	21	18	10	17	25	23	27	21	17	22	27	18	32	29	27	33	24	20	18	24	17
Fumbles Lost	9	12	11	5	9	6	8	7	16	10	9	12	8	14	16	8	17	7	12	12	12	10	11	14	9
Opp Fumbles	19	19	21	21	16	14	23	12	16	7	24	15	20	25	20	28	26	19	20	22	21	22	21	39	39
Opp Fum Lost	8	6	6	8	9	6	9	6	8	4	12	5	12	8	7	11	12	11	11	12	13	11	11	13	24
<b>POSS. TIME (avg)</b>	29:14	29:16	32:40	28:28	28:31	29:28	29:51	30:32	29:25	27:31	30:00	27:18	27:52	25:54	28:27	29:09	31:38	27:17	31:13	31:40	32:52	32:47	31:29	33:48	31:30
<b>TOUCHDOWNS</b>	31	34	49	62	54	34	33	46	37	28	41	36	34	40	39	41	28	36	33	41	48	42	39	38	46
Rushing	16	16	23	26	21	15	18	16	10	6	16	10	8	13	19	24	17	15	8	12	11	16	12	14	19
Passing	14	16	22	33	29	16	14	29	25	20	22	17	22	24	16	13	9	13	20	27	30	22	23	18	23
Returns	1	2	4	3	4	3	1	1	2	2	3	9	4	3	4	4	2	8	5	2	7	4	4	6	4
<b>EXTRA-PT KICKS</b>	28/30	32/33	43/47	51/53	50/52	28/31	31/33	39/41	29/31	27/27	41/41	35/35	34/34	38/38	37/37	40/40	28/28	32/32	30/32	39/39	43/44	36/36	34/35	37/38	43/43
<b>2-PT CONVERSIONS</b>	1/1	1/1	2/2	4/7	1/2	0/1	0/0	0/5	3/5	0/1	0/0	1/1	0/0	1/2	1/2	1/1	0/0	3/3	0/1	1/2	3/4	2/6	3/4	0/0	1/3
<b>FIELD GOALS/FGA</b>	29/30	20/24	26/32	20/28	8/18	26/30	35/42	22/24	14/16	19/22	25/29	25/31	29/32	24/26	27/32	29/33	35/39	22/28	23/29	19/27	32/37	25/31	20/28	27/33	21/25
<b>POINTS SCORED</b>	305	298	419	491	402	310	334	381	299	254	362	330	325	356	354	375	301	324	299	344	435	367	336	346	392
<b>TURNOVER DIFF.</b>	-6	-3	-3	+11	+6	-1	-4	0	-14	-10	0	-4	+1	-4	-4	+14	0	+2	-6	-1	+13	+4	-4	0	+19

## 1999-2023 TITANS - DEFENSE

DEFENSE	2023	2022	2021	2020	2019	2018	2017	2016	2015	2014	2013	2012	2011	2010	2009	2008	2007	2006	2005	2004	2003	2002	2001	2000	1999
<b>POINTS ALLOWED</b>	367	359	354	439	331	303	356	378	423	438	381	471	317	339	402	234	297	400	421	439	324	324	388	191	324
<b>OPP FIRST DOWNS</b>	334	339	331	391	335	298	323	324	317	357	329	358													

# 2024 TENNESSEE TITANS REGULAR SEASON STATISTICS

## TENNESSEE TITANS: WON 3, LOST 13

DATE	RESULT	OPPONENT	TIME/ATTEND	RUSHING	ATT	YDS	AVG	LONG	TD			
W1- 9/8	L 17-24	at Chicago	59,403	Pollard	238	1017	4.3	41	5			
W2- 9/15	L 17-24	NEW YORK JETS	65,509	Spears	84	312	3.7	23	4			
W3- 9/22	L 14-30	GREEN BAY	67,322	Levis	41	175	4.3	21	0			
W4- 9/30	W 31-12	at Miami	65,291	Rudolph	24	101	4.2	14	1			
W6- 10/13	L 17-20	INDIANAPOLIS	64,302	Chestnut	20	91	4.6	12	0			
W7- 10/20	L 10-34	at Buffalo	70,842	Ridley	6	58	9.7	19	1			
W8- 10/27	L 14-52	at Detroit	64,316	Okonkwo	1	17	17.0	17	0			
W9- 11/3	W 20-17 (OT)	NEW ENGLAND	66,533	Boyd	1	3	3.0	3	0			
W10- 11/10	L 17-27	at Los Angeles Chargers	68,796	Burks	2	1	0.5	6	0			
W11- 11/17	L 13-23	MINNESOTA	67,686	Jackson	1	-5	-5.0	-5	0			
W12- 11/24	W 32-27	at Houston	71,055	TEAM	418	1770	4.2	41	11			
W13- 12/1	L 19-42	at Washington	63,144	OPPONENTS	474	2070	4.4	70t	20			
W14- 12/8	L 6-10	JACKSONVILLE	61,644	RECEIVING	REC	YDS	AVG	LONG	TD			
W15- 12/15	L 27-37	CINCINNATI	63,745	Ridley	61	941	15.4	63	4			
W16- 12/22	L 30-38	at Indianapolis	65,322	Okonkwo	52	479	9.2	70t	2			
W17- 12/29	L 13-20	at Jacksonville	61,995	Westbrook-Ikhine	28	447	16.0	98t	9			
W18- 1/5		HOUSTON	1:00pm ET	Boyd	39	390	10.0	40	0			
<b>TEAM TOTALS</b>		<b>TEAM</b>	<b>OPPONENTS</b>	Pollard	41	238	5.8	30	0			
FIRST DOWNS	295	296		Spears	30	224	7.5	43	1			
Rushing	107	110		Whyte	23	219	9.5	33	1			
Passing	155	149		Hopkins (TM)	15	173	11.5	23	1			
Penalty	33	37		Vannett	15	109	7.3	24	3			
3rd Downs	76-200 (38.0%)	83-201 (41.3%)		Oliver	5	80	16.0	33	0			
4th Downs	7-20 (35.0%)	9-11 (81.8%)		Burks	4	34	8.5	13	0			
AVG. POSSESSION PER 60 MINS	30:47	29:13		Kinsey	2	17	8.5	11	0			
TOTAL NET YARDS	4858	4917		Chestnut	2	11	5.5	9	0			
Avg. Per Game	303.6	307.3		Jackson	1	8	8.0	8	0			
Total Plays	972	950		Martin-Robinson	1	6	6.0	6	0			
Avg. Per Play	5.0	5.2		Latham	1	0	0.0	0	0			
NET YARDS RUSHING	1770	2070		TEAM	320	3376	10.6	98t	21			
Avg. Per Game	110.6	129.4		OPPONENTS	296	3038	10.3	57	26			
Attempts	418	474		INTERCEPTIONS	INT	YDS	AVG	LONG	TD			
NET YARDS PASSING	3088	2847		Hooker	5	68	13.6	30	0			
Avg. Per Game	193.0	177.9		Awuzie	1	8	8.0	8	0			
Sacked/Yards Lost	50/288	31/191		Murray	1	6	6.0	6	0			
Gross Yards	3376	3038		Brownlee	1	2	2.0	2	0			
Att-Comp	320-504 (63.5%)	296-445 (66.5%)		Reese	1	2	2.0	2	0			
Had Intercepted	21	11		Gifford	1	0	0.0	0	0			
PUNTS/AVERAGE	70/49.6	67/47.4		Worley	1	0	0.0	0	0			
PUNTS/NET AVERAGE	70/38.4	67/41.9		TEAM	11	86	7.8	30	0			
PENALTIES/YARDS	125/962	114/940		OPPONENTS	21	295	14.0	65t	4			
FUMBLES/LOST	26/12	14/6		PUNTING	TOT	YDS	AVG	NET	TB	IN20	LONG	BLK
TOUCHDOWNS	32	52		Stonehouse	68	3472	51.1	38.4	7	20	75	2
Rushing	11	20		TEAM	70	3472	49.6	38.4	7	20	75	2
Passing	21	26		OPPONENTS	67	3179	47.4	41.9	6	25	67	0
Returns	0	6		PUNT RETURNS	RET	FC	YDS	AVG	LONG	TD		
SCORE BY PERIOD	Q1	Q2	Q3	Q4	OT	TOT						
TEAM	89	59	71	75	3	297						
OPPONENTS	86	137	103	111	0	437						
TOUCHDOWNS	TOT	RU	PA	RT	XPK	XP2	FG	SAF	PTS			
Folk	0	0	0	0	25/25	0	21/22	0	88			
Narveson (LG)	0	0	0	0	18/18	0	12/18	0	54			
Narveson (TM)	0	0	0	0	2/2	0	0/1	0	2			
Westbrook-Ikhine	9	0	9	0	0/0	0	0/0	0	54			
Wright (LG)	0	0	0	0	6/6	0	13/14	0	45			
Wright (TM)	0	0	0	0	1/1	0	2/2	0	7			
Pollard	5	5	0	0	0/0	1	0/0	0	32			
Ridley	5	1	4	0	0/0	0	0/0	1	32			
Spears	5	4	1	0	0/0	0	0/0	0	30			
Vannett	3	0	3	0	0/0	0	0/0	0	18			
Okonkwo	2	0	2	0	0/0	1	0/0	0	14			
Hopkins (TM)	1	0	1	0	0/0	0	0/0	0	6			
Rudolph	1	1	0	0	0/0	0	0/0	0	6			
Whyte	1	0	1	0	0/0	0	0/0	0	6			
Landry	0	0	0	0	0/0	0	0/0	1	2			
Defensive 2-Pt Runback:	TM- 0; OPP- 0											
Safety On Try After TD:	TM- 0; OPP- 0											
TEAM	32	11	21	0	28/28	2-3	23/25	2	297			
OPPONENTS	52	20	26	6	48/50	1-2	25/30	0	437			
<b>SACKS</b>												
Landry- 8.0; Key- 6.5; Simmons- 5.0; Murray- 3.5; Joseph-Day- 2.5; J. Baker (LG)- 2.0; J. Baker (TM)- 1.0; Gaye- 1.0; Lynch- 1.0; McCreary- 1.0; Sweat- 1.0; Gibbens- 0.5; TM- 31.0; OPP- 50.0												
<b>FUMBLES/LOST</b>												
Levis- 8/5; Jackson- 5/2; Rudolph- 5/1; Pollard- 2/2; Okonkwo- 2/1; Ridley- 1/1; Brunskill- 1/0; Hopkins (TM)- 1/0; Spears- 1/0; TM- 26/12; OPP- 14/6												
<b>PASSING</b>	ATT	COMP	YDS	COMP%	YDS/ATT	TD	TD%	INT	INT%	LONG	SAC/LST	RATING
Levis	284	181	1916	63.7	6.75	12	4.2	12	4.2	98t	40/225	79.8
Rudolph	219	139	1460	63.5	6.67	9	4.1	9	4.1	47	10/63	79.3
Boyd	1	0	0	0.0	0.00	0	0.0	0	0.0	0	0/0	39.6
TEAM	504	320	3376	63.5	6.70	21	4.2	21	4.2	98t	50/288	79.4
OPPONENTS	445	296	3038	66.5	6.83	26	5.8	11	2.5	57	31/191	95.1





# 2024 TENNESSEE TITANS REGULAR SEASON DEFENSIVE STATISTICS

PLAYER	TACKLES			SACKS		QBPs	TFL	No	INTERCEPTIONS				FUMBLES		
	Tot	Solo	Asst	Sk	Yds				Yds	Lg	TD	PD	FF	FR	Yds
Murray Jr., Kenneth	95	57	38	3.5	13.0	16	8	1	6	6	0	2	1	0	0
Simmons, Jeffery	72	40	32	5.0	35.0	40	11	0	0	0	0	4	2	2	0
Brownlee Jr., Jarvis	70	44	26	0.0	0.0	2	7	1	2	2	0	8	0	0	0
Hooker, Amani	70	46	24	0.0	0.0	7	4	5	68	30	0	9	2	0	0
Landry III, Harold	69	40	29	8.0	37.0	40	13	0	0	0	0	4	0	0	0
McCreary, Roger	47	40	7	1.0	13.0	4	12	0	0	0	0	1	0	0	0
Sweat, T'Vondre	46	20	26	1.0	9.0	22	4	0	0	0	0	1	1	1	30
Worley, Daryl	45	25	20	0.0	0.0	2	0	1	0	0	0	2	0	0	0
Jones IV, Ernest	44	28	16	0.0	0.0	5	3	0	0	0	0	2	0	0	0
Joseph-Day, Sebastian	43	18	25	2.5	32.0	14	3	0	0	0	0	1	0	0	0
Diggs, Quandre	42	35	7	0.0	0.0	0	0	0	0	0	0	0	0	0	0
Key, Arden	42	24	18	6.5	38.0	38	11	0	0	0	0	1	2	1	0
Gibbens, Jack	41	20	21	0.5	3.0	5	2	0	0	0	0	0	0	0	0
Baker, Darrell Jr.	35	27	8	0.0	0.0	0	1	0	0	0	0	4	0	0	0
Brown, Mike	34	17	17	0.0	0.0	1	0	0	0	0	0	1	0	0	0
Gifford, Luke	28	19	9	0.0	0.0	0	1	1	0	0	0	2	0	0	0
Baker, Jerome	23	12	11	1.0	0.0	2	0	0	0	0	0	1	0	0	0
Sneed, L'Jarvis	23	19	4	0.0	0.0	0	2	0	0	0	0	0	0	0	0
Awuzie, Chidobe	20	12	8	0.0	0.0	1	0	1	8	8	0	4	0	0	0
Lynch, James	15	3	12	1.0	1.0	4	2	0	0	0	0	2	0	0	0
Williams, James	13	10	3	0.0	0.0	0	0	0	0	0	0	0	0	0	0
Coburn, Keondre	11	8	3	0.0	0.0	2	0	0	0	0	0	0	0	0	0
Gray, Cedric	11	6	5	0.0	0.0	0	0	0	0	0	0	0	0	0	0
Harrell, Jaylen	9	5	4	0.0	0.0	3	2	0	0	0	0	0	0	0	0
Reese IV, Otis	9	4	5	0.0	0.0	2	1	1	2	2	0	1	0	0	0
Gaye, Ali	7	6	1	1.0	10.0	4	2	0	0	0	0	0	0	0	0
Adams, Jamal	4	2	2	0.0	0.0	0	0	0	0	0	0	0	0	0	0
Murphy, Caleb	1	1	0	0.0	0.0	0	0	0	0	0	0	0	0	0	0
Wood, Julius	1	0	1	0.0	0.0	0	0	0	0	0	0	0	0	0	0
<b>Total</b>	<b>968</b>	<b>587</b>	<b>381</b>	<b>31.0</b>	<b>191.0</b>	<b>214</b>	<b>89</b>	<b>11</b>	<b>86</b>	<b>30</b>	<b>0</b>	<b>50</b>	<b>8</b>	<b>4</b>	<b>30</b>

## TITANS SPECIAL TEAMS STATISTICS

PLAYER	TACKLES			FUMBLES		BLOCKS		
	Tot	Solo	Asst	FF	FR	PAT	FG	PUNT
Gifford, Luke	13	9	4	0	0	0	0	0
Brown, Mike	11	5	6	0	0	0	0	0
Gray, Cedric	7	6	1	0	0	0	0	0
Reese, Otis IV	7	3	4	0	0	0	0	0
Williams, James	7	4	3	0	1	0	0	0
Oliver, Bryce	5	4	1	0	0	0	0	0
Baker, Darrell	4	4	0	0	0	0	0	0
Harrell, Jaylen	4	3	1	0	0	0	0	0
Okonkwo, Chig	4	3	1	0	0	0	0	0
Whyle, Josh	4	2	2	0	0	0	0	0
Avery, Tre	3	3	0	0	0	0	0	0
Cox, Morgan	3	2	1	0	0	0	0	0
Gibbens, Jack	3	2	1	0	0	0	0	0
Hardee, Justin	2	1	1	0	0	0	0	0
Martin-Robinson, David	2	1	1	0	0	0	0	0
Westbrook-Ikhine, Nick	2	2	0	0	0	0	0	0
Brooks, Kendell	1	0	1	0	0	0	0	0
Brownlee, Jarvis	1	1	0	0	0	0	0	0
Chestnut, Julius	1	0	1	0	1	0	0	0
Folk, Nick	1	1	0	0	0	0	0	0
Hooker, Amani	1	1	0	0	0	0	0	0
Wood, Julius	1	1	0	0	0	0	0	0
Jackson, Jha'Quan	0	0	0	0	1	0	0	0
<b>TEAM TOTALS:</b>	<b>87</b>	<b>58</b>	<b>29</b>	<b>0</b>	<b>3</b>	<b>0</b>	<b>0</b>	<b>0</b>

## MISCELLANEOUS STATISTICS

PLAYER	TACKLES			FUMBLES	
	Tot	Solo	Asst	FF	FR
Ridley, Calvin	2	2	0	0	1
Spears, Treyton	2	2	0	0	0
Westbrook-Ikhine, Nick	2	2	0	0	0
Boyd, Tyler	1	1	0	0	0
Burks, Treyton	1	1	0	0	0
Chestnut, Julius	1	1	0	0	0
Hopkins, DeAndre	1	1	0	0	0
Okonkwo, Chig	1	1	0	0	0
Pollard, Tony	1	1	0	0	1
Radunz, Dillon	1	1	0	0	0
Skorosnki, Peter	1	1	0	0	0
Whyle, Josh	1	1	0	0	0
Cushenberry, Lloyd	0	0	0	0	1
Latham, JC	0	0	0	0	3
Levis, Will	0	0	0	1	2
Rudolph, Mason	0	0	0	1	2
<b>TEAM TOTALS:</b>	<b>15</b>	<b>15</b>	<b>0</b>	<b>1</b>	<b>10</b>

**Legend:**  
**Tot** . . . . . Total Tackles  
**Solo** . . . . . Unassisted Tackles  
**Asst** . . . . . Assisted Tackles  
**Sk** . . . . . Quarterback Sacks  
**Yds** . . . . . Yards Lost on Sack  
**QBPs** . . . . . Quarterback Pressure  
**TFL** . . . . . Tackle for Loss  
**Int** . . . . . Interceptions  
**Yds** . . . . . Interception Return Yards  
**TD** . . . . . Interceptions Return Touchdowns  
**PD** . . . . . Passes Defensed  
**FF** . . . . . Forced Fumble  
**FR** . . . . . Fumble Recoveries  
**Yds** . . . . . Yards on Fumble Returns



# 2024 HOUSTON TEXANS REGULAR SEASON STATISTICS



## HOUSTON TEXANS: WON 9, LOST 7

DATE	RESULT	OPPONENT	TIME/ATTEND
W1- 9/8	W 29-27	at Indianapolis	65,306
W2- 9/15	W 19-13	CHICAGO	71,412
W3- 9/22	L 7-34	at Minnesota	66,843
W4- 9/29	W 24-20	JACKSONVILLE	71,115
W5- 10/6	W 23-20	BUFFALO	71,427
W6- 10/13	W 41-21	at New England	64,628
W7- 10/20	L 22-24	at Green Bay	78,197
W8- 10/27	W 23-20	INDIANAPOLIS	71,380
W9- 10/31	L 13-21	at New York Jets	79,818
W10- 11/10	L 23-26	DETROIT	71,512
W11- 11/18	W 34-10	at Dallas	92,969
W12- 11/24	L 27-32	TENNESSEE	71,055
W13- 12/1	W 23-20	at Jacksonville	62,588
W15- 12/15	W 20-12	MIAMI	71,221
W16- 12/21	L 19-27	at Kansas City	73,600
W17- 12/25	L 2-31	BALTIMORE	71,544
W18- 1/5		at Tennessee	1:00pm ET

TEAM TOTALS	TEAM	OPPONENTS
FIRST DOWNS	290	299
Rushing	81	102
Passing	189	163
Penalty	20	34
3rd Downs	82-219 (37.4%)	74-205 (36.1%)
4th Downs	10-16 (62.5%)	15-23 (65.2%)
AVG. POSSESSION PER 60 MINS	30:57	29:03
TOTAL NET YARDS	5061	5041
Avg. Per Game	316.3	315.1
Total Plays	1000	990
Avg. Per Play	5.1	5.1
NET YARDS RUSHING	1702	1853
Avg. Per Game	106.4	115.8
Attempts	405	415
NET YARDS PASSING	3359	3188
Avg. Per Game	209.9	199.3
Sacked/Yards Lost	53/415	47/320
Gross Yards	3774	3508
Att-Comp	339-542 (62.5%)	310-528 (58.7%)
Had Intercepted	12	19
PUNTS/AVERAGE	73/47.4	72/49.6
PUNTS/NET AVERAGE	73/44.1	72/44.4
PENALTIES/YARDS	113/933	99/730
FUMBLES/LOST	12/6	20/9
TOUCHDOWNS	35	41
Rushing	14	11
Passing	19	30
Returns	2	0

SCORE BY PERIOD	Q1	Q2	Q3	Q4	OT	TOT
TEAM	87	120	65	77	0	349
OPPONENTS	74	84	97	103	0	358

SCORING	TOUCHDOWNS								PTS
	TOT	RU	PA	RT	XP1	XP2	FG	SAF	
Fairbairn	0	0	0	0	32/33	0	35/41	0	137
Mixon	12	11	1	0	0/0	0	0/0	0	72
Collins	6	0	6	0	0/0	0	0/0	0	36
Diggs	4	1	3	0	0/0	0	0/0	0	24
Dell	3	0	3	0	0/0	0	0/0	0	18
D. Johnson (LG)	3	0	3	0	0/0	0	0/0	0	18
Akers (TM)	2	1	1	0	0/0	0	0/0	0	12
Schultz	2	0	2	0	0/0	0	0/0	0	12
Barnett	1	0	0	1	0/0	0	0/0	0	6
Metchie	1	0	1	0	0/0	0	0/0	0	6
Ogunbowale	1	0	1	0	0/0	0	0/0	0	6
Pierce	1	1	0	0	0/0	0	0/0	0	6
Stover	1	0	1	0	0/0	0	0/0	0	6
Ward	1	0	0	1	0/0	0	0/0	0	6
Lassiter	0	0	0	0	0/0	0	0/0	1	2
Defensive 2-Pt Runback:	TM- 0;	OPP- 0							
Safety On Try After TD:	TM- 0;	OPP- 0							
TEAM	35	14	19	2	32/33	0-2	35/41	1	349
OPPONENTS	41	11	30	0	36/37	1-4	24/26	1	358

**SACKS**  
Hunter- 12.0; Anderson- 11.0; Settle- 5.0; Barnett- 4.0; Autry- 3.0; Al-Shaair- 2.0; Edwards- 2.0; Peevy (LG)- 1.5; To'oTo'o- 1.5; Davis (TM)- 1.0; Fatukasi- 1.0; Hansen- 1.0; C. Harris- 1.0; Murray- 1.0; TM- 47.0; OPP- 53.0

**FUMBLES/LOST**  
Stroud- 6/4; Sims (TM)- 2/1; Woods- 2/0; Akers (TM)- 1/1; Metchie- 1/0; TM- 12/6; OPP- 20/9

PASSING	ATT	COMP	YDS	COMP%	YDS/ATT	TD	TD%	INT	INT%	LONG	SAC/LST	RATING
Stroud	526	330	3677	62.7	6.99	19	3.6	12	2.3	67t	52/408	86.0
Mills	14	8	84	57.1	6.00	0	0.0	0	0.0	25	1/7	74.7
Diggs	1	1	13	100.0	13.00	0	0.0	0	0.0	13	0/0	118.8
Mixon	1	0	0	0.0	0.00	0	0.0	0	0.0	0	0/0	39.6
TEAM	542	339	3774	62.5	6.96	19	3.5	12	2.2	67t	53/415	85.7
OPPONENTS	528	310	3508	58.7	6.64	30	5.7	19	3.6	70t	47/320	82.6

RUSHING	ATT	YDS	AVG	LONG	TD
Mixon	240	993	4.1	59	11
Stroud	52	233	4.5	25	0
Akers (TM)	40	147	3.7	15t	1
Pierce	21	117	5.6	54t	1
Ogunbowale	28	115	4.1	35	0
Taylor	10	44	4.4	9	0
Dell	9	43	4.8	18	0
Diggs	3	8	2.7	6t	1
D. Johnson (LG)	2	6	3.0	4	0
Brooks	1	2	2.0	2	0
Sims (TM)	1	0	0.0	0	0
TEAM	405	1702	4.2	59	14
OPPONENTS	415	1853	4.5	58	11

RECEIVING	REC	YDS	AVG	LONG	TD
Collins	63	968	15.4	67t	6
Dell	51	667	13.1	50	3
Schultz	50	503	10.1	32	2
Diggs	47	496	10.6	49	3
D. Johnson (LG)	31	363	11.7	39	3
Mixon	35	304	8.7	37	1
Metchie	22	230	10.5	28	1
Ogunbowale	17	172	10.1	31	1
Woods	18	164	9.1	32	0
Stover	15	133	8.9	27	1
Hutchinson	11	112	10.2	19	0
Akers (TM)	4	16	4.0	8t	1
B. Jordan	2	7	3.5	4	0
Pierce	2	2	1.0	1	0
Taylor	2	0	0.0	2	0
TEAM	339	3774	11.1	67t	19
OPPONENTS	310	3508	11.3	70t	30

INTERCEPTIONS	INT	YDS	AVG	LONG	TD
Bullock	5	96	19.2	68	0
Stingley	5	48	9.6	31	0
Lassiter	3	9	3.0	9	0
Ward	2	67	33.5	65t	1
Hewitt	1	45	45.0	45	0
Pitre	1	10	10.0	10	0
Murray	1	0	0.0	0	0
To'oTo'o	1	0	0.0	0	0
TEAM	19	275	14.5	68	1
OPPONENTS	12	76	6.3	35	0

PUNTING	TOT	YDS	AVG	NET	TB	IN20	LONG	BLK
Townsend	72	3458	48	44.1	6	37	69	1
TEAM	73	3458	47.4	44.1	6	37	69	1
OPPONENTS	72	3570	49.6	44.4	2	29	75	0

PUNT RETURNS	RET	FC	YDS	AVG	LONG	TD
Woods	14	14	135	9.6	36	0
Sims (TM)	16	8	99	6.2	19	0
Dell	7	0	95	13.6	23	0
King (TM)	2	1	2	1.0	2	0
TEAM	39	23	331	8.5	36	0
OPPONENTS	24	22	121	5.0	16	0

KICKOFF RETURNS	RET	YDS	AVG	LONG	TD
Pierce	8	305	38.1	80	0
Sims (TM)	7	195	27.9	37	0
Woods	5	144	28.8	31	0
Ogunbowale	1	12	12.0	12	0
TEAM	22	656	29.8	80	0
OPPONENTS	39	1013	26.0	55	0

FIELD GOALS	<20	20-29	30-39	40-49	50+	TOT
Fairbairn	0/0	7/9	11/11	4/5	13/16	35/41
TEAM	0/0	7/9	11/11	4/5	13/16	35/41
OPPONENTS	0/0	1/1	7/7	4/5	12/13	24/26

**FIELD GOAL ATTEMPTS**  
Fairbairn: W1-51G,50G,51G; W2-56G,47G,59G,53G; W3-54N; W4-30G; W5-50G,47G,59G; W6-40N,39G,46G; W7-23G,52G,35G; W8-35G,35G,34G; W9-56N,54G,27N,29G; W10-34G,56G,29G,58N; W11-33G,29G; W12-28G,54G,28N; W13-53G,30G,28G; W15-44G,23G; W16-33G,38G; W17-; W18-  
TEAM: W1-51G,50G,51G; W2-56G,47G,59G,53G; W3-54N; W4-30G; W5-50G,47G,59G; W6-40N,39G,46G; W7-23G,52G,35G; W8-35G,35G,34G; W9-56N,54G,27N,29G; W10-34G,56G,29G,58N; W11-33G,29G; W12-28G,54G,28N; W13-53G,30G,28G; W15-44G,23G; W16-33G,38G; W17-; W18-  
OPPONENTS: W1-; W2-53G,54G; W3-35G,58G; W4-41G,52G; W5-38G,33G; W6-; W7-45G; W8-46G,37G; W9-; W10-58G,52G; W11-53G,40N; W12-51G,56G,51G; W13-33G,30G,55N; W15-55G,36G; W16-44G,27G; W17-52G; W18-

GAME PREVIEW

TEAM NOTES

PLAYER NOTES

MEDIA

STATISTICS

ROSTERS





# REGULAR SEASON: THE LAST TIME THE TENNESSEE TITANS ...

## GAMES WON

### WON BY SCORING IN THE LAST TWO MINUTES OF REGULATION

**By Titans**—Derrick Henry 3-yard run and Nick Folk PAT (1:49 remaining) at Miami, 12/11/23 (W)

**By Opponents**—Colby Parkinson 5-yard reception (0:57 remaining), vs. Seattle, 12/24/23 (L)

### WON OVERTIME GAME

**By Titans**—at Tennessee 20, New England 17, 11/3/24 (W)

**By Opponents**—Houston 19, at Tennessee 16, 12/17/23 (L)

### WON BY 20 OR MORE POINTS

**By Titans**—at Tennessee 27, Cincinnati 3, 10/1/23 (W)

**By Opponents**—Tennessee 19, at Washington 42, 12/1/24 (L)

### WON BY SHUTOUT

**By Titans**—at Tennessee 20, Jacksonville 0, 12/12/21 (W)

**By Opponents**—at Denver 16, Tennessee 0, 10/13/19 (L)

## TEAM SCORING

### SCORED 50 POINTS

**By Titans**—Never in Titans era (since 1999)

**By Oilers**—Houston 58, vs. Cleveland 14, 12/9/90 (W)

**By Opponents**—Tennessee 14, at Detroit 52, 10/27/24 (L)

### SCORED 40 POINTS

**By Titans**—at Houston 38, Tennessee 41, 1/3/21 (W)

**By Opponents**—Tennessee 19, at Washington 42, 12/1/24 (L)

### SCORED 20 POINTS IN A QUARTER

**By Titans**—21 points in second quarter, vs. Cincinnati, 10/1/23 (W)

**By Opponents**—24 points in second quarter, at Indianapolis, 12/22/24 (L)

### SCORED 30 POINTS IN A HALF

**By Titans**—35 points in first half, at Indianapolis, 11/29/20 (W)

**By Opponents**—35 points in first half, at Detroit, 10/27/24 (L)

### SCORED TOUCHDOWNS ON OFFENSE, DEFENSE AND SPECIAL TEAMS

**By Titans**—One rushing, two interception returns, two punt returns, vs. Jacksonville, 12/30/12 (W)

**By Opponents**—Four passing, one interception return, two punt returns, at Oakland, 9/29/02 (L)

### SCORED A TOUCHDOWN ON FIRST OFFENSIVE POSSESSION

**By Titans**—Tony Pollard 3-yard run vs. Cincinnati, 12/15/24 (L)

**By Opponents**—Brian Robinson 40-yard run, at Washington, 12/1/24 (L)

## TEAM YARDAGE TOTALS

### 500 TOTAL NET YARDS

**By Titans**—at Seattle (532 yards), 9/19/21 (W)

**By Opponents**—vs. Kansas City (530 yards), 11/10/19 (W)

### 400 TOTAL NET YARDS

**By Titans**—vs. New England (400 yards), 11/3/24 (W)

**By Opponents**—at Indianapolis (458 yards), 12/22/24 (L)

## TEAM DEFENSE

### HELD OPPONENT WITHOUT A TOUCHDOWN

**By Titans**—at Tennessee 27, Cincinnati 3, 10/1/23 (W)

**By Opponents**—Jaguars 10, at Tennessee 6, 12/8/24 (L)

### HELD OPPONENT TO 200 OR FEWER NET YARDS OF OFFENSE

**By Titans**—at Miami (184 yards), 9/30/24 (W)

**By Opponents**—at Houston (187 net yards), 12/31/23 (L)

### HELD OPPONENT TO 50 OR FEWER YARDS RUSHING

**By Titans**—at Houston (40 yards), 11/24/24 (W)

**By Opponents**—at Washington (35 yards), 12/1/24 (L)

### HELD OPPONENT TO 100 OR FEWER NET YARDS PASSING

**By Titans**—at Detroit (61 net yards), 10/27/24 (L)

**By Opponents**—vs. Indianapolis (95 net yards), 10/13/24 (L)

### SEVEN OR MORE SACKS BY TEAM (DEFENSE)

**By Titans**—at Arizona (8 sacks), 12/10/17 (L)

**By Opponents**—at Houston (8 sacks), 11/24/24 (W)

### SIX OR MORE SACKS BY TEAM (DEFENSE)

**By Titans**—vs. Atlanta (6 sacks), 10/29/23 (W)

**By Opponents**—at Houston (8 sacks), 11/24/24 (W)

### FIVE OR MORE SACKS BY TEAM (DEFENSE)

**By Titans**—at Miami (5 sacks), 12/11/23 (W)

**By Opponents**—at Houston (8 sacks), 11/24/24 (W)

### FORCED FIVE OR MORE OPPONENT TURNOVERS

**By Titans**—vs. N.Y. Jets (4 interceptions, 1 fumble), 12/17/12 (W)

**By Opponents**—vs. Cincinnati (4 interceptions, 2 fumbles), 12/15/24 (L)

### FORCED FOUR OR MORE OPPONENT TURNOVERS

**By Titans**—vs. Cincinnati (2 interceptions, 2 fumbles), 12/15/24 (L)

**By Opponents**—vs. Cincinnati (4 interceptions, 2 fumbles), 12/15/24 (L)

## SPECIAL TEAMS

### KICKOFF RETURNED FOR TOUCHDOWN

**By Titans**—A.J. Brown (42 yards) at Indianapolis, 11/29/20 (W)

**By Opponents**—Jakeem Grant (102 yards) at Miami, 9/9/18 (L)

### OPENING KICKOFF RETURNED FOR TOUCHDOWN

**By Titans**—Derrick Mason (101 yards) at Cincinnati, 11/18/01 (W)

**By Opponents**—Josh Huff (107 yards) at Philadelphia, 11/23/14 (L)

### PUNT RETURNED FOR TOUCHDOWN

**By Titans**—Darius Reynaud (twice—69 yards and 81 yards) vs. Jacksonville, 12/30/12 (W)

**By Opponents**—Kalif Raymond (90 yards) at Detroit, 10/27/24 (L)

### FIELD GOAL BLOCKED

**By Titans**—Denico Autry at Miami (Jason Sanders), 12/11/23 (W)

**By Opponents**—Justin Reid, vs. Houston (Stephen Gostkowski), 10/18/20 (W)

### FIELD GOAL BLOCKED, RETURNED FOR TD

**By Titans**—Tye Smith (63 yards) at Indianapolis (Adam Vinatieri's FG blocked by Dane Cruikshank), 12/1/19 (W)

**By Opponents**—Rob Morris (68 yards) at Indianapolis (Gary Anderson's FG blocked by Montae Reagor), 12/5/04 (L)

### PUNT BLOCKED

**By Titans**—Tim Shaw vs. Pittsburgh (Drew Butler), 10/11/12 (W)

**By Opponents**—Irvin Charles, vs. N.Y. Jets (Ryan Stonehouse), 9/15/24 (L)

### PUNT BLOCKED AND RETURNED FOR TD

**By Titans**—Jason McCourty vs. Indianapolis (Pat McAfee's punt blocked by Patrick Bailey and recovered in end zone by McCourty), 10/30/11 (W)

**By Opponents**—Jonathan Owens (21 yards), at Chicago (Ryan Stonehouse's punt blocked by Daniel Hardy), 9/8/24 (L)

### FIVE FIELD GOALS

**By Titans**—Nick Folk (5) at Miami, 9/30/24 (W)

**By Opponents**—Justin Tucker (6), vs. Baltimore, 10/15/23 (L)

### FOUR FIELD GOALS

**By Titans**—Nick Folk (5) at Miami, 9/30/24 (W)

**By Opponents**—Ka'imi Fairbairn (4), at Houston, 12/31/23 (L)

### THREE FIELD GOALS

**By Titans**—Nick Folk (3) at Houston, 11/24/24 (W)



# REGULAR SEASON: THE LAST TIME THE TENNESSEE TITANS ...

**By Opponents**—Brayden Narveson (3), vs. Green Bay, 9/22/24 (L)

## SUCCESSFUL ONSIDE KICK

**By Titans**—Rob Bironas kicks and Daimion Stafford recovers, vs. Arizona, 12/15/13 (L)

**By Opponents**—Connor Barth kicks and Adrian Amos recovers, at Chicago, 11/27/16 (W)

## MISSED PAT

**By Titans**—Nick Folk vs. Houston, 12/17/23 (L)

**By Opponents**—Cade York (wide left), vs. Cincinnati, 12/15/24 (L)

## TWO-POINT CONVERSIONS

### TWO-POINT CONVERSION MADE

**By Titans**—Tony Pollard (run) and Chig Okonkwo (pass from Mason Rudolph) at Indianapolis, 12/22/24 (L)

**By Opponents**—D'Andre Swift (pass from Caleb Williams), at Chicago (9/8/24)

### TWO-POINT CONVERSION FAILED

**By Titans**—at Washington (pass failed), 12/1/24 (L)

**By Opponents**—at Miami (pass failed), 9/30/24 (W)

### DEFENSIVE TWO-POINT CONVERSION

**By Titans**—Amani Hooker vs. Indianapolis, 12/3/23 (L)

## INDIVIDUAL OFFENSIVE PERFORMANCES

### INDIVIDUAL WITH 200 SCRIMMAGE YARDS

**By Titans**—Derrick Henry (228 yards) at Houston, 10/30/22 (W)

**By Opponents**—Jonathan Taylor (218 yards), at Indianapolis, 12/22/24 (L)

### RUSHING TOUCHDOWN AND RECEIVING TOUCHDOWN

**By Titans**—Tyjae Spears (1 rushing, 1 receiving) vs. Cincinnati, 12/15/24 (L)

**By Opponents**—Chase Brown (1 rushing, 1 receiving), vs. Cincinnati, 12/15/24 (L)

### RUSHING TOUCHDOWN AND PASSING TOUCHDOWN

**By Titans**—Mason Rudolph (1 passing, 1 rushing) at Detroit, 10/27/24 (L)

**By Opponents**—Anthony Richardson (1 passing, 1 rushing), at Indianapolis, 12/22/24 (L)

## INDIVIDUAL RUSHING

### 200 YARDS RUSHING

**By Titans**—Derrick Henry (219 yards) at Houston, 10/30/22 (W)

**By Opponents**—Jonathan Taylor (218 yards), at Indianapolis, 12/22/24 (L)

### 150 YARDS RUSHING

**By Titans**—Derrick Henry (153 yards) vs. Jacksonville, 1/7/24 (W)

**By Opponents**—Jonathan Taylor (218 yards), at Indianapolis, 12/22/24 (L)

### 100 YARDS RUSHING

**By Titans**—Tony Pollard (102 yards) vs. Jacksonville, 12/8/24 (L)

**By Opponents**—Jonathan Taylor (218 yards), at Indianapolis, 12/22/24 (L)

### CONSECUTIVE 100-YARD RUSHING GAMES

**By Titans**—Derrick Henry vs. Jacksonville, 12/11/22 (L); at Los Angeles Chargers, 12/18/22 (L); vs. Houston, 12/24/22 (L)

### 30 OR MORE CARRIES

**By Titans**—Derrick Henry (30 carries) at Jacksonville, 1/7/23 (L)

**By Opponents**—Melvin Gordon (32 carries) at San Diego, 11/6/16 (L)

### RUSHING PLAY OF 80 OR MORE YARDS

**By Titans**—Derrick Henry (94 yards) vs. Houston, 10/18/20 (W)

**By Opponents**—Lamar Miller (97 yards), at Houston, 11/26/18 (L)

### RUSHING PLAY OF 50 OR MORE YARDS

**By Titans**—Derrick Henry (69 yards) vs. Jacksonville, 1/7/24 (W)

**By Opponents**—Jonathan Taylor (65 and 70 yards), at Indianapolis, 12/22/24 (L)

### THREE TOUCHDOWNS RUSHING

**By Titans**—Derrick Henry (3) vs. Buffalo, 10/18/21 (W)

**By Opponents**—Jonathan Taylor (3), at Indianapolis, 12/22/24 (L)

### TWO TOUCHDOWNS RUSHING

**By Titans**—Tyjae Spears (2) at Indianapolis, 12/22/24 (L)

**By Opponents**—Jonathan Taylor (3), at Indianapolis, 12/22/24 (L)

## INDIVIDUAL PASSING

### 400 YARDS PASSING

**By Titans**—Ryan Fitzpatrick (402 yards) vs. Arizona, 12/15/13 (L)

**By Opponents**—Patrick Mahomes (446 yards), at Kansas City, 11/6/22 (L)

### 300 YARDS PASSING

**By Titans**—Will Levis (327 yards) at Miami, 12/11/23 (W)

**By Opponents**—Josh Allen (323 yards), at Buffalo, 10/20/24 (L)

### CONSECUTIVE 300-YARD PASSING GAMES

**By Titans**—Matt Hasselbeck vs. Baltimore (358 yards), 9/18/11 (W), vs. Denver (311 yards), 9/25/11 (W)

### FIVE TOUCHDOWN PASSES

**By Titans**—Steve McNair vs. Jacksonville, 12/26/99 (W)

**By Opponents**—Blake Bortles vs. Jacksonville, 12/6/15 (W)

### FOUR TOUCHDOWN PASSES

**By Titans**—Will Levis vs. Atlanta, 10/29/23 (W)

**By Opponents**—Josh Allen, at Buffalo, 9/19/22 (L)

### 50 OR MORE PASS ATTEMPTS

**By Titans**—Ryan Tannehill (52 att) vs. Houston, 11/21/21 (L)

**By Opponents**—Patrick Mahomes (68), at Kansas City, 11/6/22 (L)

### 40 OR MORE PASS ATTEMPTS

**By Titans**—Mason Rudolph (40 att) at Buffalo, 10/20/24 (L)

**By Opponents**—Drake Maye (41), vs. New England, 11/3/24 (W)

### 30 OR MORE COMPLETIONS

**By Titans**—Ryan Tannehill (35 comp) vs. Houston, 11/21/21 (L)

**By Opponents**—Trevor Lawrence (30 comp), vs. Jacksonville, 12/11/22 (L)

### NO SACKS ALLOWED

**By Titans**—vs. Indianapolis, 10/13/24 (L)

**By Opponents**—at L.A. Chargers, 11/10/24 (L)

### COMPLETION OF 80 OR MORE YARDS

**By Titans**—Will Levis (98 yards) vs. Minnesota, 11/17/24 (L)

**By Opponents**—Jared Goff (80 yards), vs. Los Angeles Rams, 12/24/17 (L)

### COMPLETION OF 50 OR MORE YARDS

**By Titans**—Will Levis (70 and 63 yards) at Houston, 11/24/24 (W)

**By Opponents**—C.J. Stroud (56 yards), at Houston, 11/24/24 (W)

## INDIVIDUAL RECEIVING

### 200 YARDS RECEIVING

**By Titans**—Kenny Britt (225 yards) vs. Philadelphia, 10/24/10 (W)

**By Opponents**—DeAndre Hopkins (238 yards) at Houston, 11/30/14 (L)

### 150 YARDS RECEIVING

**By Titans**—A.J. Brown (155 yards) at Indianapolis, 10/31/21 (W)

**By Opponents**—Evan Engram (162 yards), vs. Jacksonville, 12/11/22 (L)

### 100 YARDS RECEIVING

**By Titans**—Nick Westbrook-Ikhine (117 yards) vs. Minnesota, 11/17/24 (L)

**By Opponents**—Keon Coleman (125 yards), at Buffalo, 10/20/24 (L)

### CONSECUTIVE 100-YARD RECEIVING GAMES

**By Titans**—A.J. Brown vs. Kansas City (133 yards), 10/24/21 (W), at Indianapolis (155 yards), 10/31/21 (W)





## REGULAR SEASON: THE LAST TIME THE TENNESSEE TITANS ...

### 10 OR MORE RECEPTIONS

**By Titans**—Calvin Ridley (10 rec.) at Detroit, 10/27/24 (L)

**By Opponents**—Evan Engram (10 rec.), vs. Jacksonville, 1/7/24 (W)

### RECEPTION OF 80 OR MORE YARDS

**By Titans**—Nick Westbrook-Ikhine (98 yards) vs. Minnesota, 11/17/24 (L)

**By Opponents**—Todd Gurley (80 yards), vs. Los Angeles Rams, 12/24/17 (L)

### RECEPTION OF 50 OR MORE YARDS

**By Titans**—Calvin Ridley (63 yards) and Chig Okonkwo (70 yards) at Houston, 11/24/24 (W)

**By Opponents**—Nico Collins (56 yards), at Houston, 11/24/24 (W)

### THREE TOUCHDOWN RECEPTIONS

**By Titans**—DeAndre Hopkins vs. Atlanta, 10/29/23 (W)

**By Opponents**—Stefon Diggs, at Buffalo, 9/19/22 (L)

### TWO TOUCHDOWN RECEPTIONS

**By Titans**—Nick Westbrook-Ikhine (2) at Washington, 12/1/24 (L)

**By Opponents**—Terry McLaurin (2), at Washington, 12/1/24 (L)

## COMBINED OFFENSIVE PERFORMANCES BY TEAMMATES

### 100-YARD RUSHER AND 100-YARD RECEIVER IN A GAME

**By Titans**—Derrick Henry (101 rush.) and DeAndre Hopkins (128 rec.) DeAndre Hopkins vs. Atlanta, 10/29/23 (W)

**By Opponents**—AJ Dillon (124 rush.) and Davante Adams (142 rec.), at Green Bay, 12/27/20 (L)

**By One Player (Opponent)**—Todd Gurley (118 rush. and 158 receiving), vs. Los Angeles Rams, 12/24/17 (L)

### 100-YARD RUSHER, 100-YARD RECEIVER AND 300-YARD PASSER IN A GAME

**By Titans**—Derrick Henry (182 rush.), Julio Jones (128 rec.) and Ryan Tannehill (347 pass.) at Seattle, 9/19/21 (W)

**By Opponents**—Todd Gurley (118 rush. and 158 rec.) and Jared Goff (301 pass.), vs. Los Angeles Rams, 12/24/17 (L)

### 300-YARD PASSER AND 100-YARD RECEIVER IN A GAME

**By Titans**—Will Levis (327 pass.) and DeAndre Hopkins (124 rec.) at Miami, 12/11/23 (W)

**By Opponents**—Josh Allen (323 pass.) and Keon Coleman (125 rec.), at Buffalo, 10/20/24 (L)

### 100-YARD RUSHER AND 300-YARD PASSER IN A GAME

**By Titans**—Derrick Henry (182 rush.) and Ryan Tannehill (347 pass.) at Seattle, 9/19/21 (W)

**By Opponents**—Gardner Minshew II (339 pass.) and James Robinson (102 rush.), vs. Jacksonville, 9/20/20 (W)

### TWO 100-YARD RUSHERS IN A GAME

**By Titans**—Dontrell Hilliard (131 yards) and D'Onta Foreman (109), at New England, 11/28/21 (L)

**By Opponents**—Arian Foster (115 yards) and Ben Tate (104 yards) vs. Houston, 10/23/11 (L)

### TWO 100-YARD RECEIVERS IN A GAME

**By Titans**—Justin Hunter (109 yards) and Kendall Wright (103 yards) at Oakland, 11/24/13 (W)

**By Opponents**—Michael Pittman Jr. (105 rec.) and Alec Pierce (100 rec.), vs. Indianapolis, 12/3/23 (L)

## INDIVIDUAL DEFENSE

### INTERCEPTION RETURNED FOR TOUCHDOWN

**By Titans**—Elijah Molden (44 yards) vs. Houston, 12/17/23 (L)

**By Opponents**—Geno Stone (39 yards), vs. Cincinnati, 12/15/24 (L)

### FUMBLE RETURNED FOR TOUCHDOWN

**By Titans**—Kevin Byard (30 yards) at Jacksonville, 10/10/21 (W)

**By Opponents**—Sheldon Rankins (13 yards) at Houston, 12/31/23 (L)

### SAFETY SCORED

**By Titans**—Texans quarterback C.J. Stroud sacked in end zone by Harold Landry III, at Houston, 11/24/24 (W)

**By Opponents**—Ryan Tannehill sacked in end zone by Romeo Okwara vs. Detroit, 12/20/20 (W)

### THREE INTERCEPTIONS

**By Titans**—Kevin Byard (3) at Cleveland, 10/22/17 (W)

**By Opponents**—Glover Quin (3) at Houston, 11/28/10 (L)

### TWO INTERCEPTIONS

**By Titans**—Amani Hooker (2) vs. New England, 11/3/24 (W)

**By Opponents**—Kenny Moore II (2), at Indianapolis, 12/22/24 (L)

### THREE SACKS

**By Titans**—Harold Landry III (3.0) at Miami, 12/11/23 (W)

**By Opponents**—Danielle Hunter (3.0), at Houston, 11/24/24 (W)

## POSTSEASON: THE LAST TIME THE TENNESSEE TITANS ...

### GAMES WON (PLAYOFFS)

#### WON BY SCORING IN THE LAST TWO MINUTES OF REGULATION

**By Titans**—Gary Anderson 46-yard field goal with 0:29 remaining, at Baltimore, 1/3/04 (W)

**By Opponents**—Evan McPherson 52-yard field goal with 0:00 remaining, vs. Cincinnati, 1/22/22 (L)

#### WON OVERTIME GAME

**By Titans**—Tennessee 34, vs. Pittsburgh 31, 1/11/03 (W)

**By Opponents**—at Buffalo 41, Houston 38, 1/3/93 (L)

#### WON BY 20 OR MORE POINTS

**By Titans/Oilers**—Never Happened

**By Opponents**—at New England 35, Tennessee 14, 1/13/18 (L)

#### WON BY SHUTOUT

**By Titans/Oilers**—Never Happened

**By Opponents**—Never Happened

### TEAM SCORING (PLAYOFFS)

#### SCORED 50 POINTS

**By Titans/Oilers**—Never Happened

**By Opponents**—at Oakland 56, Houston 7, 12/21/69 (L)

#### SCORED 40 POINTS

**By Titans/Oilers**—Never Happened

**By Opponents**—at Oakland 41, Tennessee 24, 1/19/03 (L)

#### SCORED 20 POINTS IN A QUARTER

**By Titans**—Never in Titans era (since 1999)

**By Oilers**—21 points in second quarter, at Buffalo, 1/3/93 (L)

**By Opponents**—21 points in second quarter, at New England, 1/13/18 (L)

#### SCORED 30 POINTS IN A HALF

**By Titans/Oilers**—Never Happened

**By Opponents**—35 points in second half, at Buffalo, 1/3/93 (L)

#### SCORED TOUCHDOWNS ON OFFENSE, DEFENSE AND SPECIAL TEAMS

**By Titans/Oilers**—Never Happened

**By Opponents**—Never Happened

#### SCORED A TOUCHDOWN ON FIRST OFFENSIVE POSSESSION

**By Titans**—Anthony Firkser 12-yard pass from Ryan Tannehill, at New England, 1/4/20 (W)

**By Opponents**—Bethel Johnson 41-yard pass from Tom Brady, at New England, 1/10/04 (L)

## TEAM YARDAGE TOTALS (PLAYOFFS)

#### 500 TOTAL NET YARDS



# POSTSEASON: THE LAST TIME THE TENNESSEE TITANS ...

GAME PREVIEW

**By Titans/Oilers**—Never Happened

**By Opponents**—at Baltimore (530 yards), 1/11/20 (W)

## 400 TOTAL NET YARDS

**By Titans**—vs. Pittsburgh (430 yards), 1/11/03 (W)

**By Opponents**—vs Baltimore (401 yards), 1/10/21 (L)

## TEAM DEFENSE (PLAYOFFS)

### HELD OPPONENT WITHOUT A TOUCHDOWN

**By Titans**—Never in Titans era (since 1999)

**By Oilers**—Houston 10, at San Diego 3, 12/24/61 (W)

**By Opponents**—at San Diego 17, Tennessee 6, 1/6/08 (L)

### HELD OPPONENT TO 200 OR FEWER NET YARDS OF OFFENSE

**By Titans**—vs. Baltimore (134 net yards), 1/7/01 (L)

**By Opponents**—vs. Buffalo (194 net yards), 1/8/00 (W)

### HELD OPPONENT TO 50 OR FEWER YARDS RUSHING

**By Titans**—vs. Baltimore (50 yards), 1/10/09 (L)

**By Opponents**—vs. Kansas City (39 yards), 1/16/94 (L)

### HELD OPPONENT TO 100 OR FEWER NET YARDS PASSING

**By Titans**—vs. Buffalo (97 net yards), 1/8/00 (W)

**By Opponents**—at Baltimore (83 net yards), 1/11/20 (W)

### SEVEN OR MORE SACKS BY TEAM

**By Titans/Oilers**—vs. Cincinnati (9 sacks), 1/22/22 (L)

**By Opponents**—at New England (8 sacks), 1/13/18 (L)

## SPECIAL TEAMS (PLAYOFFS)

### KICKOFF RETURNED FOR TOUCHDOWN

**By Titans**—Derrick Mason (80 yards) at Jacksonville, 1/23/00 (W)

**By Opponents**—Never Happened

### RETURNED OPENING KICKOFF FOR TOUCHDOWN

**By Titans/Oilers**—Never Happened

**By Opponents**—Never Happened

### PUNT RETURNED FOR TOUCHDOWN

**By Titans/Oilers**—Never Happened

**By Opponents**—Never Happened

### FIELD GOAL BLOCKED

**By Titans/Oilers**—Never Happened

**By Opponents**—Richard Seymour at New England (Gary Anderson), 1/10/04 (L)

### FIELD GOAL BLOCKED, RETURNED FOR TD

**By Titans/Oilers**—Never Happened

**By Opponents**—Anthony Mitchell (90 yards) vs. Baltimore (Al Del Greco's FG blocked by Keith Washington), 1/7/01 (L)

### PUNT BLOCKED

**By Titans**—Chris Coleman vs. Baltimore (Kyle Richardson, twice), 1/7/01 (L)

**By Opponents**—Jerry Olsavsky vs. Pittsburgh (Greg Montgomery), 12/31/89 (L)

### PUNT BLOCKED AND RETURNED FOR TD

**By Titans/Oilers**—Never Happened

**By Opponents**—Never Happened

### FIVE FIELD GOALS

**By Titans/Oilers**—Never Happened

**By Opponents**—Never Happened

### FOUR FIELD GOALS

**By Titans**—Al Del Greco at Indianapolis, 1/16/00 (W)

**By Opponents**—Evan McPherson, vs. Cincinnati, 1/22/22 (L)

### THREE FIELD GOALS

**By Titans**—Al Del Greco (4) at Indianapolis, 1/16/00 (W)

**By Opponents**—Evan McPherson (4), vs. Cincinnati, 1/22/22 (L)

### MISSED PAT (KICK)

**By Titans/Oilers**—Never Happened

**By Opponents**—David Treadwell (Wide Left) at Denver, 1/4/92 (L)

## TWO-POINT CONVERSIONS (PLAYOFFS)

### TWO-POINT CONVERSION MADE

**By Titans/Oilers**—Never Happened

**By Opponents**—Plaxico Burress (pass from Hines Ward) vs. Pittsburgh, 1/11/03 (W)

### TWO-POINT CONVERSION FAILED

**By Titans**—vs. Cincinnati (run failed), 1/22/22 (L)

**By Opponents**—at Baltimore (pass failed), 1/11/20 (W)

## INDIVIDUAL OFFENSIVE PERFORMANCES (PLAYOFFS)

### INDIVIDUAL WITH 200 SCRIMMAGE YARDS

**By Titans**—Derrick Henry (202 yards) at Baltimore, 1/11/20 (W)

**By Opponents**—Never Happened

### RUSHING TOUCHDOWN AND RECEIVING TOUCHDOWN

**By Titans**—Never in Titans era (since 1999)

**By Oilers**—Allen Pinkett at Cleveland, 12/24/88 (W)

**By Opponents**—James White at New England, 1/13/18 (L)

### RUSHING TOUCHDOWN AND PASSING TOUCHDOWN

**By Titans**—Ryan Tannehill at Baltimore, 1/11/20 (W)

**By Opponents**—Patrick Mahomes at Kansas City, 1/19/20 (L)

## INDIVIDUAL RUSHING (PLAYOFFS)

### 200 YARDS RUSHING

**By Titans/Oilers**—Never Happened

**By Opponents**—Never Happened

### 150 YARDS RUSHING

**By Titans**—Derrick Henry (195 yards) at Baltimore, 1/11/20 (W)

**By Opponents**—Paul Lowe (165 yards) vs. Los Angeles Chargers, 1/1/61 (W)

### 100 YARDS RUSHING

**By Titans**—Derrick Henry (195 yards) at Baltimore, 1/11/20 (W)

**By Opponents**—Lamar Jackson (136 yards), vs. Baltimore, 1/10/21 (L)

### CONSECUTIVE 100-YARD RUSHING GAMES

**By Titans**—Derrick Henry at New England (182 yards), 1/4/20 (W), at Baltimore (195 yards), 1/11/20 (W)

### 30 OR MORE CARRIES

**By Titans**—Derrick Henry (30) at Baltimore, 1/11/20 (W)

**By Opponents**—Never Happened

### RUSHING PLAY OF 80 OR MORE YARDS

**By Titans/Oilers**—Never Happened

**By Opponents**—Never Happened

### RUSHING PLAY OF 50 OR MORE YARDS

**By Titans**—Derrick Henry (66 yards) at Baltimore, 1/11/20 (W)

**By Opponents**—Never Happened

### THREE TOUCHDOWNS RUSHING

**By Titans/Oilers**—Never Happened

**By Opponents**—Never Happened

### TWO TOUCHDOWNS RUSHING

**By Titans**—Steve McNair at Oakland, 1/19/03 (L)

**By Opponents**—Antowain Smith vs. Buffalo, 1/8/00 (W)

## INDIVIDUAL PASSING (PLAYOFFS)

### 400 YARDS PASSING

**By Titans/Oilers**—Never Happened

**By Opponents**—Kurt Warner (414 yards) vs. St. Louis, 1/30/00 (L)

TEAM NOTES

PLAYER NOTES

MEDIA

STATISTICS

ROSTERS





**300 YARDS PASSING**

**By Titans**—Steve McNair (338 yards) vs. Pittsburgh, 1/11/03 (W)

**By Opponents**—Joe Burrow (348 yards), vs. Cincinnati, 1/22/22 (L)

**CONSECUTIVE 300-YARD PASSING GAMES**

**Playoffs:**

**By Titans/Oilers**—Never Happened

**FIVE TOUCHDOWN PASSES**

**By Titans/Oilers**—Never Happened

**By Opponents**—Daryle Lamonica (6) at Oakland, 12/21/69 (L)

**FOUR TOUCHDOWN PASSES**

**By Titans**—Never in Titans era (since 1999)

**By Oilers**—Warren Moon at Buffalo, 1/3/93 (L)

**By Opponents**—Frank Reich at Buffalo, 1/3/93 (L)

**50 OR MORE PASS ATTEMPTS**

**By Titans**—Never in Titans era (since 1999)

**By Oilers**—Warren Moon (50 att) at Buffalo, 1/3/93 (L)

**By Opponents**—Lamar Jackson (59 att), at Baltimore, 1/11/20 (W)

**40 OR MORE PASS ATTEMPTS**

**By Titans**—Kerry Collins (42 att) vs. Baltimore, 1/10/09 (L)

**By Opponents**—Lamar Jackson (59 att), at Baltimore, 1/11/20 (W)

**30 OR MORE COMPLETIONS**

**By Titans**—Never in Titans era (since 1999)

**By Oilers**—Warren Moon (32 comp) vs. Kansas City, 1/16/94 (L)

**By Opponents**—Lamar Jackson (31 comp), at Baltimore, 1/11/20 (W)

**NO SACKS ALLOWED**

**By Titans**—at Baltimore, 1/3/04 (W)

**By Opponents**—at New England, 1/4/20 (W)

**COMPLETION OF 80 OR MORE YARDS**

**By Titans/Oilers**—Never Happened

**By Opponents**—Never Happened

**COMPLETION OF 50 OR MORE YARDS**

**By Titans**—Never in Titans era (since 1999)

**By Oilers**—Dan Pastorini (71 yards) at New England, 12/31/78 (L)

**By Opponents**—Joe Burrow (57 yards), vs. Cincinnati, 1/22/22 (L)

**INDIVIDUAL RECEIVING (PLAYOFFS)**

**200 YARDS RECEIVING**

**By Titans/Oilers**—Never Happened

**By Opponents**—Never Happened

**150 YARDS RECEIVING**

**By Titans/Oilers**—Never Happened

**By Opponents**—Isaac Bruce (162 yards) vs. St. Louis, 1/30/00 (L)

**100 YARDS RECEIVING**

**By Titans**—A.J. Brown (142 yards) vs. Cincinnati, 1/22/22 (L)

**By Opponents**—Ja'Marr Chase (109 yards), vs. Cincinnati, 1/22/22 (L)

**CONSECUTIVE 100-YARD RECEIVING GAMES**

**By Titans**—Never in Titans era (since 1999)

**By Oilers**—Ernest Givins at Denver (111 yards), 1/4/92 (L), at Buffalo (117 yards), 1/3/93 (L)

**10 OR MORE RECEPTIONS**

**By Titans**—Justin Gage (11 rec.) vs. Baltimore, 1/10/09 (L)

**By Opponents**—Danny Amendola (11 rec.) at New England, 1/13/18 (L)

**RECEPTION OF 80 OR MORE YARDS**

**By Titans/Oilers**—Never Happened

**By Opponents**—Never Happened

**RECEPTION OF 50 OR MORE YARDS**

**By Titans**—Never in Titans era (since 1999)

**By Oilers**—Ken Burrough (71 yards) at New England, 12/31/78 (L)

**By Opponents**—Ja'Marr Chase (57 yards), vs. Cincinnati, 1/22/22 (L)

**THREE TOUCHDOWN RECEPTIONS**

**By Titans/Oilers**—Never Happened

**By Opponents**—Andre Reed at Buffalo, 1/3/93 (L)

**TWO TOUCHDOWN RECEPTIONS**

**By Titans/Oilers**—Corey Davis at New England, 1/13/18 (L)

**By Opponents**—Tyreek Hill, at Kansas City, 1/19/20 (L)

**COMBINED OFFENSIVE PERFORMANCES BY TEAMMATES (PLAYOFFS)**

**100-YARD RUSHER AND 100-YARD RECEIVER IN A GAME**

**By Titans/Oilers**—Never Happened

**By Opponents**—Lamar Jackson (136 rush.) and Marquise Brown (109 rec.), vs. Baltimore, 1/10/21 (L)

**100-YARD RUSHER, 100-YARD RECEIVER AND 300-YARD PASSER IN A GAME**

**By Titans/Oilers**—Never Happened

**By Opponents**—Lamar Jackson (143 rush.), Lamar Jackson (365 pass.) and Marquis Brown (126 rec.), at Baltimore, 1/11/20 (W)

**300-YARD PASSER AND 100-YARD RECEIVER IN A GAME**

**By Titans**—Steve McNair (338 pass.) and Frank Wycheck (123 rec.) vs. Pittsburgh, 1/11/03 (W)

**By Opponents**—Joe Burrow (348 pass.) and Ja'Marr Chase (109 rec.), vs. Cincinnati, 1/22/22 (L)

**100-YARD RUSHER AND 300-YARD PASSER IN A GAME**

**By Titans/Oilers**—Never Happened

**By Opponents**—Lamar Jackson (143 rush. and 365 pass.), at Baltimore, 1/11/20 (W)

**TWO 100-YARD RUSHERS IN A GAME**

**By Titans/Oilers**—Never Happened

**By Opponents**—Hewritt Dixon (144 yards) and Pete Banaszak (116 yards) at Oakland, 12/31/67 (L)

**TWO 100-YARD RECEIVERS IN A GAME**

**By Titans**—Never in Titans era (since 1999)

**By Oilers**—Mike Barber (112 yards) and Ken Burrough (103 yards) at Miami, 12/24/78 (W)

**By Opponents**—Chris Chambers (121 yards) and Vincent Jackson (114 yards) at San Diego, 1/6/08 (L)

**INDIVIDUAL DEFENSE (PLAYOFFS)**

**INTERCEPTION RETURNED FOR TOUCHDOWN**

**By Titans**—Logan Ryan (9 yards) at New England, 1/4/20 (W)

**By Opponents**—Will Demps (56 yards), at Baltimore, 1/3/04 (W)

**FUMBLE RETURNED FOR TOUCHDOWN**

**By Titans/Oilers**—Never Happened

**By Opponents**—Never Happened

**SAFETY SCORED**

**By Titans**—Josh Evans and Jason Fisk (sacked Mark Brunell), at Jacksonville, 1/23/00 (W)

**By Opponents**—Dan Pastorini ran out of the End Zone, at Miami, 12/24/78 (W)

**THREE INTERCEPTIONS**

**By Titans**—Never in Titans era (since 1999)

**By Oilers**—Vernon Perry (4\*) at San Diego, 12/29/79 (W)

**By Opponents**—Never Happened

**TWO INTERCEPTIONS**

**By Titans**—Never in Titans era (since 1999)

**By Oilers**—Bubba McDowell vs. N.Y. Jets, 12/29/91 (W)

**By Opponents**—Johnny Robinson vs. Dallas Texans, 12/23/62 (L)

**THREE SACKS**

**By Titans**—Jeffery Simmons vs. Cincinnati, 1/22/22 (L)

**By Opponents**—Willie McGinest at New England, 1/10/04 (L)



## LAST TIME IN A SEASON THE TITANS ...

### TEAM OFFENSE

- Ranked 1st in Overall Offense — 1990
- Ranked 1st in Rushing Offense — 1967 (AFL)
- Ranked 1st in Passing Offense — 1992

### TEAM DEFENSE

- Ranked 1st in Overall Defense — 2000
- Ranked 1st in Rushing Defense — 2022
- Ranked 1st in Passing Defense — 2000

### GAMES WON (REGULAR SEASON)

- 10 Wins — 2021 (12-5)
- 11 Wins — 2021 (12-5)
- 12 Wins — 2021 (12-5)
- 13 Wins — 2008 (13-3)

### ADVANCED IN PLAYOFFS

- Wild Card Round — 2021
- Divisional Round — 2021
- Conference Championship — 2019
- Super Bowl — 1999

### RUSHING

- 1,000 Yards — Tony Pollard (1,017), 2024
- 1,500 Yards — Derrick Henry (1,538), 2022
- 2,000 Yards — Derrick Henry (2,027), 2020
- 300 Attempts — Derrick Henry (349), 2022
- 400 Attempts — Eddie George (403), 2000
- 10 Touchdowns — Derrick Henry (12), 2023
- 15 Touchdowns — Derrick Henry (17), 2020

### PASSING

- 3,000 Yards — Ryan Tannehill (3,734), 2021
- 3,500 Yards — Ryan Tannehill (3,734), 2021
- 4,000 Yards — Warren Moon (4,690), 1991
- 400 Attempts — Ryan Tannehill (531), 2021
- 500 Attempts — Ryan Tannehill (531), 2021
- 600 Attempts — Warren Moon (655), 1991
- 20 Touchdowns — Ryan Tannehill (21), 2021
- 30 Touchdowns — Ryan Tannehill (33), 2020
- 90.0 Passer Rating — Ryan Tannehill (94.6), 2022
- 100.0 Passer Rating — Ryan Tannehill (106.5), 2020

### RECEIVING

- 80 Receptions — Delanie Walker (94), 2015
- 90 Receptions — Delanie Walker (94), 2015
- 100 Receptions — Haywood Jeffires (100), 1991
- 1,000 Yards — DeAndre Hopkins (1,057), 2023
- 1,500 Yards — Charlie Hennigan (1,546), 1964
- 10 Touchdowns — A.J. Brown (11), 2020
- 15 Touchdowns — Bill Groman (17), 1961

### SCORING

- 100 Points — Nick Folk (115), 2023
- 110 Points — Nick Folk (115), 2023
- 120 Points — Randy Bullock (120), 2021
- 130 Points — Ryan Succop (136), 2017
- 30 Field Goals — Ryan Succop (35), 2017
- 35 Field Goals — Ryan Succop (35), 2017
- 10 Touchdowns — Derrick Henry (12), 2023
- 15 Touchdowns — Derrick Henry (17), 2020

### DEFENSE

- 7 Interceptions — Kevin Byard (8), 2017
- 8 Interceptions — Kevin Byard (8), 2017
- 9 Interceptions — Mike Reinfeldt (12), 1979
- 10 Interceptions — Mike Reinfeldt (12), 1979
- 10 Sacks — Denico Autry (11.5), Harold Landry III (10.5), 2023
- 12 Sacks — Harold Landry III (12), 2021
- 14 Sacks — Jevon Kearse (14.5), 1999
- 150 Tackles — Azeem Al-Shaair (163), 2023
- 175 Tackles — Keith Bulluck (180), 2002
- 200 Tackles — Gregg Bingham (212), 1980

## TITANS RECORDS AT A GLANCE

### Team record holders in major statistical categories

### SCORING

- Points (Game) — 30 by Billy Cannon (5 TDs) at N.Y. Titans, 12/10/61
- Points (Season) — 136 by Al Del Greco, 1998; by Ryan Succop, 2017
- Points (Career) — 1,060 by Al Del Greco, 1991-00
- Touchdowns (Game) — 5 by Billy Cannon at N.Y. Titans, 12/10/61
- Touchdowns (Season) — 19 by Earl Campbell, 1979
- Touchdowns (Career) — 93 by Derrick Henry, 2016-23
- Field Goals (Game) — 8 by Rob Bironas at Hou., 10/21/07
- Field Goals (Season) — 36 by Al Del Greco, 1998
- Field Goals (Career) — 246 by Al Del Greco, 1991-00

### RUSHING

- Rushing Yards (Game) — 250 by Derrick Henry at Hou., 1/3/21
- Rushing Yards (Season) — 2,027 by Derrick Henry, 2020
- Rushing Yards (Career) — 10,009 by Eddie George, 1996-03
- Rushing Touchdowns (Game) — 4 by Earl Campbell vs. Mia., 11/20/78; Lorenzo White vs. Cle., 12/9/90; Derrick Henry vs. Jax, 12/6/18
- Rushing Touchdowns (Season) — 19 by Earl Campbell, 1979
- Rushing Touchdowns (Career) — 90 by Derrick Henry, 2016-23

### PASSING

- Passing Yards (Game) — 527 by Warren Moon at K.C., 12/16/90
- Passing Yards (Season) — 4,690 by Warren Moon, 1991
- Passing Yards (Career) — 33,685 by Warren Moon, 1984-93
- Passing Touchdowns (Game) — 7 by George Blanda vs. N.Y. Titans, 11/19/61
- Passing Touchdowns (Season) — 36 by George Blanda, 1961
- Passing Touchdowns (Career) — 196 by Warren Moon, 1984-93
- Passer Rating (Game) — 158.3 by Chris Chandler at Cin., 9/24/95
- Passer Rating (Season) — 117.5 by Ryan Tannehill, 2019
- Passer Rating (Career) — 97.8 by Ryan Tannehill, 2019-23

### RECEIVING

- Receptions (Game) — 13 (three times, last by Drew Bennett at Oak., 12/19/04)
- Receptions (Season) — 101 by Charlie Hennigan, 1964
- Receptions (Career) — 542 by Ernest Givins, 1986-94
- Receiving Yards (Game) — 272 by Charlie Hennigan at Bos., 10/13/61
- Receiving Yards (Season) — 1,746 by Charlie Hennigan, 1961
- Receiving Yards (Career) — 7,935 by Ernest Givins, 1986-94
- Receiving Touchdowns (Game) — 3 (18 times, last by DeAndre Hopkins vs. Atl., 10/29/23)
- Receiving Touchdowns (Season) — 17 by Bill Groman, 1961
- Receiving Touchdowns (Career) — 51 by Charlie Hennigan, 1960-66

### PUNTING

- Punts (Game) — 11 (twice by Rich Camarillo, last at Pit., 12/3/95)
- Punts (Season) — 96 by Rich Camarillo, 1994
- Punts (Career) — 923 by Brett Kern, 2009-21

### PUNT RETURNS

- Punt Return Yards (Game) — 160 by Darius Reynaud vs. Jax., 12/30/12
- Punt Return Average (Season) — 15.4 by Billy Johnson, 1977
- Punt Return Average (Career) — 13.2 by Billy Johnson, 1974-80

### KICKOFF RETURNS

- Kickoff Return Yards (Game) — 240 by Bobby Jancik at Oak., 12/22/63
- Kickoff Return Average (Season) — 31.7 by Darius Jennings, 2018
- Kickoff Return Average (Career) — 26.5 by Bobby Jancik, 1962-67

### INTERCEPTIONS

- Interceptions (Game) — 3 (nine times, last by Kevin Byard at Cle., 10/22/17)
- Interceptions (Season) — 12 by Freddy Glick, 1963; by Mike Reinfeldt, 1979
- Interceptions (Career) — 45 by Jim Norton, 1960-68

### SACKS

- Sacks (Game) — 4 (five times, last by William Fuller vs. Pit., 11/28/93)
- Sacks (Season) — 17 by Elvin Bethea, 1973
- Sacks (Career) — 105 by Elvin Bethea, 1968-83







# 2024 TENNESSEE TITANS TRANSACTIONS

## January 6

Placed on injured reserve – **WR COLTON DOWELL**  
Signed to the active roster from the practice squad – **S MATTHEW JACKSON**  
Activated from the practice squad to the active roster standard elevation – **LB TAE CROWDER, DB KENDALL SHEFFIELD**

## January 8

Signed to future contracts – **DB SHYHEIM CARTER, DB TAY GOWAN, WR TRE'SHAUN HARRISON, TE THOMAS ODUKOYA, OLB THOMAS RUSH, OL LACHAVIOUS SIMMONS**

## January 9

Relieved of his duties – **HEAD COACH MIKE VRABEL**

## January 24

Hired – **BRIAN CALLAHAN** as the 20th head coach in franchise history  
Promoted – **CHAD BRINKER** to President of Football Operations and **RAN CARTHON** to Executive Vice President/General Manager

## February 5

Hired as offensive coordinator – **NICK HOLZ**  
Hired as defensive coordinator – **DENNARD WILSON**

## February 13

Hired as offensive line coach – **BILL CALLAHAN**  
Hired as wide receivers coach – **TYKE TOLBERT**  
Hired as running backs coach – **RANDY JORDAN**  
Hired as quarterbacks coach – **BO HARDEGREE**  
Hired as assistant wide receivers coach – **PAYTON McCOLLUM**  
Hired as linebackers coach – **FRANK BUSH**

Hired as secondary/safeties coach – **STEVE JACKSON**  
Hired as defensive line coach – **TRACY ROCKER**  
Hired as outside linebackers coach – **BEN BLOOM**  
Hired as assistant to the head coach – **TOM JONES**

Moved to tight ends coach – **JUSTIN OUTTEN**  
Moved to offensive assistant – **MATT JONES**  
Elevated to assistant defensive line coach/pass rush specialist – **CLINTON McMILLAN**

Elevated to assistant tight ends coach – **LUKE STOCKER**

## February 20

Hired as special teams coordinator – **COLT ANDERSON**  
Hired as assistant offensive line coach – **SCOTT FUCHS**  
Hired as defensive assistant – **STEVE DONATELL**

## March 14

Signed as unrestricted free agents – **CB CHIDOBE AWUZIE, C LLOYD CUSHENBERRY III, LB KENNETH MURRAY JR., RB TONY POLLARD**  
Signed as exclusive rights free agent – **LB JACK GIBBENS**

## March 15

Signed as unrestricted free agents – **OL SAAHQI CHARLES, WR CALVIN RIDLEY, QB MASON RUDOLPH, WR NICK WESTBROOK-IKHINE**  
Terminated vested veteran – **T ANDRE DILLARD**

## March 20

Signed as unrestricted free agents – **K NICK FOLK, DL SEBASTIAN JOSEPH-DAY**

## March 21

Hired as director of sports performance – **ZAC WOODFIN**  
Hired as assistant strength and conditioning – **MARK LOVAT, GRANT THORNE**  
Hired as assistant sports performance – speed training – **JOHN SHAW**

## April 1

Traded – a 2024 seventh-round pick (221st overall) and a 2025 third-round pick to the Kansas City Chiefs for **CB L'JARIUS SNEED** and a 2024 seventh-round pick (252nd overall)

## April 12

Traded – a 2024 seventh-round pick (227th overall) to the Cleveland Browns for **T LEROY WATSON IV**

## April 25

Drafted - **T JC LATHAM** (first round, 7th overall)

## April 26

Drafted – **DT T'VONDRE SWEAT** (second round, 38th overall)

## April 27

Drafted – **LB CEDRIC GRAY** (fourth round, 106th overall), **CB JARVIS BROWNLEE JR.** (fifth round, 146th overall), **WR JHA'QUAN JACKSON** (sixth round, 182nd overall), **LB JAMES WILLIAMS** (seventh round, 242nd overall), **OLB JAYLEN HARRELL** (seventh round, 252nd overall)

## May 6

Signed as free agent – **DT MARLON DAVIDSON**

## May 7

Waived – **DT SHAKEL BROWN**

## May 10

Signed - fifth-round choice **CB JARVIS BROWNLEE JR.**, sixth-round choice **WR JHA'QUAN JACKSON**, seventh-round choice **LB JAMES WILLIAMS** and seventh-round choice **OLB JAYLEN HARRELL**

Signed undrafted free agents – **T BRIAN DOOLEY, OLB KHALID DUKE, S KEATON ELLIS, C X'ZAUVEA GADLIN, CB ROD GATTISON, DL ISAIAH ITON, CB**

**ROBERT JAVIER, CB GABE JEUDY-LALLY, RB DILLON JOHNSON, TE DAVID MARTIN-ROBINSON, K BRAYDEN NARVESON, WR BRYCE OLIVER, WR SAM SCHNEE, RB JABARI SMALL, G COLE SPENCER, TE STEVEN STILIANOS**

## May 11

Signed - first-round choice **T JC LATHAM**

## May 13

Waived – **CB ROD GATTISON**  
Signed as free agent – **TE NICK VANNETT**

## May 14

Signed as free agent – **WR TYLER BOYD**

## May 29

Signed - fourth-round choice **LB CEDRIC GRAY**

## June 5

Signed - second-round choice **DT T'VONDRE SWEAT**

## June 12

Signed as free agent – **T GERON CHRISTIAN SR.**

## June 13

Waived with injury waiver – **C X'ZAUVEA GADLIN**

## July 11

Signed as free agent – **S JAMAL ADAMS**

## July 23

Declared physically unable to perform – **WR COLTON DOWELL, T NICHOLAS PETIT-FRERE**

## July 25

Waived – **RB DILLON JOHNSON**  
Signed as free agent – **C/G COREY LEVIN, OLB SHANE RAY**

## August 2

Passed physical – **T NICHOLAS PETIT-FRERE**

## August 6

Placed on reserve/retired – **OL SAAHQI CHARLES**  
Signed as free agent – **S QUANDRE DIGGS**

## August 16

Placed on injured reserve – **DT MARLON DAVIDSON**  
Signed as free agent – **DL ABDULLAH ANDERSON**

## August 20

Placed on injured reserve – **LB GARRET WALLOW**  
Signed as free agent – **LB MIKEL JONES**

## August 26

Waived injured – **LB JOJO DOMANN, WR TRE'SHAUN HARRISON**  
Waived – **T BRIAN DOOLEY, CB TAY GOWAN, LB MIKEL JONES, OLB THOMAS RUSH, WR SAM SCHNEE, TE STEVEN STILIANOS, P TY ZENTNER**

## August 27

Traded – **QB MALIK WILLIS** to the Green Bay Packers for a 2025 seventh-round pick

Terminated vested veterans – **DL ABDULLAH ANDERSON, T GERON CHRISTIAN SR., C/G COREY LEVIN, OLB SHANE RAY**

Waived injured – **WR KYLE PHILIPS, OL LACHAVIOUS SIMMONS**  
Waived – **CB TRE AVERY, DL QUINTON BOHANNA, DB SHYHEIM CARTER, OLB KHALID DUKE, S KEATON ELLIS, CB CALEB FARLEY, DB ERIC GARROR, RB HASSAN HASKINS, DL ISAIAH ITON, WR KEARIS JACKSON, S MATTHEW JACKSON, CB ROBERT JAVIER, CB GABE JEUDY-LALLY, CB ANTHONY KENDALL, WR MASON KINSEY, K BRAYDEN NARVESON, WR BRYCE OLIVER, RB JABARI SMALL, G COLE SPENCER, T LEROY WATSON IV**

Placed on injured reserve – **LB CHANCE CAMPBELL, DE TK McLENDON JR.**

Placed on reserve/physically unable to perform – **WR COLTON DOWELL**

## August 28

Traded – a 2026 fifth-round pick to the Los Angeles Rams for **LB ERNEST JONES IV** and a conditional 2026 sixth-round pick

Claimed – **OLB ALI GAYE** off waivers from the Houston Texans

Claimed – **DB JULIUS WOOD** off waivers from the Dallas Cowboys

Terminated vested veteran – **TE NICK VANNETT**

Waived – **OLB RASHAD WEAVER**

Signed to the practice squad – **DL ABDULLAH ANDERSON, CB TRE AVERY, OLB KHALID DUKE, DL ISAIAH ITON, CB GABE JEUDY-LALLY, CB ANTHONY KENDALL, WR MASON KINSEY, C/G COREY LEVIN, WR BRYCE OLIVER, RB JABARI SMALL, G COLE SPENCER, T LEROY WATSON IV**

## August 29

Traded – **DB ELIJAH MOLDEN** to the Los Angeles Chargers for a 2026 seventh-round pick

Signed as free agent – **TE NICK VANNETT**

Signed to the practice squad – **DL JAMES LYNCH**

Placed on injured reserve – **LB CEDRIC GRAY**

Waived with an injury settlement – **WR KYLE PHILIPS**

Claimed – **CB DARRELL BAKER JR.** off waivers from the Indianapolis Colts

## September 2

Signed to the practice squad – **DB KENDELL BROOKS**

## September 3

Terminated vested veteran – **LB LUKE GIFFORD**





# 2024 TENNESSEE TITANS TRANSACTIONS

Waived with an injury settlement – **WR TRE'SHAUN HARRISON**

## September 4

Signed to the practice squad – **LB LUKE GIFFORD**

Waived with an injury settlement – **OL LACHAVIOUS SIMMONS**

## September 5

Waived with an injury settlement – **LB JOJO DOMANN**

## September 7

Activated from the practice squad to the active roster standard elevation – **LB LUKE GIFFORD, DL JAMES LYNCH**

## September 10

Signed to the practice squad – **WR TAY MARTIN**

## September 11

Signed to the active roster from the practice squad – **DL JAMES LYNCH**

Signed to the practice squad – **LB KYRON JOHNSON**

## September 14

Activated from the practice squad to the active roster standard elevation – **LB LUKE GIFFORD**

## September 21

Activated from the practice squad to the active roster standard elevation – **LB LUKE GIFFORD, RB JABARI SMALL**

## September 27

Placed on injured reserve – **CB CHIDOBE AWUZIE**

Signed to the active roster from the practice squad – **LB LUKE GIFFORD**

Signed to the practice squad – **DL McTELVIN AGIM**

## September 30

Activated from the practice squad to the active roster standard elevation – **DL ABDULLAH ANDERSON, CB TRE AVERY**

## October 7

Designated to return to practice – **LB CEDRIC GRAY**

## October 8

Waived – **T JOHN OJUKWU**

## October 9

Signed to the active roster from the practice squad – **T LEROY WATSON IV**

Signed to the practice squad – **QB TREVOR SIEMIAN**

## October 10

Released from the practice squad – **CB ANTHONY KENDALL**

Signed to the practice squad – **T JOHN OJUKWU**

## October 12

Placed on reserve/non-football injury – **S JAMAL ADAMS**

Activated from the practice squad to the active roster standard elevation – **DL ABDULLAH ANDERSON, CB TRE AVERY**

## October 15

Signed to the active roster from the practice squad – **CB TRE AVERY**

Signed to the practice squad – **RB JOSHUA KELLEY**

## October 17

Terminated vested veteran, non-injury settlement – **S JAMAL ADAMS**

## October 19

Placed on injured reserve – **WR TREYLON BURKS**

Signed to the active roster from the practice squad – **DL ABDULLAH ANDERSON**

Activated from the practice squad to the active roster standard elevation – **CB GABE JEUDY-LALLY, QB TREVOR SIEMIAN**

## October 22

Signed to the practice squad – **T ISAAH PRINCE**

## October 24

Traded – **WR DeANDRE HOPKINS** to the Kansas City Chiefs for a 2025 conditional fifth-round pick

Traded – **LB ERNEST JONES IV** to the Seattle Seahawks for **LB JEROME BAKER** and a 2025 fourth-round pick

## October 26

Waived – **OLB CALEB MURPHY**

Placed on injured reserve – **OL JAELYN DUNCAN**

Signed to the active roster from the practice squad – **CB GABE JEUDY-LALLY, WR MASON KINSEY, T JOHN OJUKWU**

Activated from the practice squad to the active roster standard elevation – **RB JOSHUA KELLEY, QB TREVOR SIEMIAN**

## October 28

Waived – **DL ABDULLAH ANDERSON**

Activated from injured reserve to the active roster – **LB CEDRIC GRAY**

## October 29

Waived - **WR MASON KINSEY**

Released from the practice squad – **G COLE SPENCER**

Signed to the practice squad – **DL ABDULLAH ANDERSON, DB JUSTIN HARDEE SR., G ARLINGTON HAMBRIGHT**

## October 31

Signed to the practice squad – **WR MASON KINSEY**

## November 2

Waived – **TE THOMAS ODUKOYA**

Placed on injured reserve – **OL ANDREW RUPCICH**

Signed to the active roster from the practice squad – **DB JUSTIN HARDEE SR., RB JOSHUA KELLEY, WR BRYCE OLIVER**

Activated from the practice squad to the active roster standard elevation – **C/G COREY LEVIN, QB TREVOR SIEMIAN**

## November 5

Signed to the practice squad – **TE THOMAS ODUKOYA, S GERVARRIUS OWENS, G COLE SPENCER, DB DARYL WORLEY**

## November 6

Placed on injured reserve – **C LLOYD CUSHENBERRY III, S QUANDRE DIGGS**

Signed as a free agent – **S MIKE EDWARDS**

## November 9

Activated from the practice squad to the active roster standard elevation – **C/G COREY LEVIN, DB DARYL WORLEY**

## November 12

Claimed – **G LOGAN BRUSS** off waivers from the Los Angeles Rams

Released from the practice squad – **G COLE SPENCER**

Signed to the practice squad – **T CHANDLER BREWER**

## November 13

Waived – **S MIKE EDWARDS**

## November 16

Signed to the active roster from the practice squad – **C/G COREY LEVIN**

Activated from the practice squad to the active roster standard elevation – **T ISAAH PRINCE, DB DARYL WORLEY**

## November 24

Placed on injured reserve – **LB JACK GIBBENS, CB L'JARIUS SNEED**

Activated from the practice squad to the active roster standard elevation – **DB DARYL WORLEY**

## November 26

Signed to the practice squad – **WR STANLEY MORGAN JR.**

## November 27

Designated to return to practice – **CB CHIDOBE AWUZIE**

## November 29

Signed to the active roster from the practice squad – **DB DARYL WORLEY**

## December 3

Placed on reserve/suspended by Commissioner – **DB JULIUS WOOD**

## December 4

Designated to return to practice – **OL JAELYN DUNCAN**

## December 7

Placed on injured reserve – **G LOGAN BRUSS**

Activated from injured reserve to the active roster – **CB CHIDOBE AWUZIE**

Signed to the active roster from the practice squad – **DB KENDELL BROOKS, WR MASON KINSEY**

Activated from the practice squad to the active roster standard elevation – **G ARLINGTON HAMBRIGHT, TE THOMAS ODUKOYA**

## December 10

Waived with injury waiver – **T LEROY WATSON IV**

Signed to the practice squad – **LB CURTIS BOLTON III, T KELLEN DIESCH, K BRAYDEN NARVESON**

## December 14

Activated from the practice squad to the active roster standard elevation – **G ARLINGTON HAMBRIGHT, TE THOMAS ODUKOYA**

## December 16

Designated to return to practice – **WR COLTON DOWELL**

## December 21

Signed to the active roster from the practice squad – **K BRAYDEN NARVESON**

Activated from the practice squad to the active roster standard elevation – **OLB KHALID DUKE, G ARLINGTON HAMBRIGHT**

## December 23

Waived – **K BRAYDEN NARVESON**

Activated from injured reserve to the active roster – **OL JAELYN DUNCAN**

## December 24

Signed to the practice squad – **LB RAEKWON McMILLAN**

## December 25

Placed on injured reserve – **LB KENNETH MURRAY JR.**

Claimed – **LB DAVID LONG JR.** off waivers from the Detroit Lions

## December 26

Released with failed physical – **LB DAVID LONG JR.**

Released from the practice squad – **T KELLEN DIESCH**

Signed to the practice squad – **K MATTHEW WRIGHT**

## December 28

Waived – **CB TRE AVERY, CB GABE JEUDY-LALLY**

Signed to the active roster from the practice squad – **G ARLINGTON HAMBRIGHT, LB RAEKWON McMILLAN, K MATTHEW WRIGHT**

Activated from the practice squad to the active roster standard elevation – **T CHANDLER BREWER, S GERVARRIUS OWENS**



# TENNESSEE TITANS UNOFFICIAL DEPTH CHART

## OFFENSE

<b>WR</b>	0	Calvin Ridley	<u>80</u>	<u>Bryce Oliver</u>	
<b>TE</b>	85	Chig Okonkwo / 81	84	Nick Vannett	<u>88</u>
<b>LT</b>	<u>55</u>	<u>JC Latham</u>	61	John Ojukwu	
<b>LG</b>	77	Peter Skoronski	62	Corey Levin	
<b>C</b>	60	Daniel Brunskill	62	Corey Levin	
<b>RG</b>	75	Dillon Radunz	64	Arlington Hambright	
<b>RT</b>	78	Nicholas Petit-Frere	68	Jaelyn Duncan	
<b>WR</b>	83	Tyler Boyd	<u>19</u>	<u>Jha'Quan Jackson</u>	
<b>WR</b>	15	Nick Westbrook-Ikhine	12	Mason Kinsey	
<b>QB</b>	8	Will Levis	11	Mason Rudolph	
<b>RB</b>	20	Tony Pollard / 2	36	Julius Chestnut	25
		Tyjae Spears			Joshua Kelley

## DEFENSE

<b>DE</b>	69	Sebastian Joseph-Day	97	James Lynch	
<b>NT</b>	<u>93</u>	<u>T'Vondre Sweat</u>	91	Keondre Coburn	
<b>DT</b>	98	Jeffery Simmons			
<b>OLB</b>	49	Arden Key	<u>92</u>	<u>Jaylen Harrell</u>	
<b>ILB</b>	17	Jerome Baker	<u>51</u>	<u>Cedric Gray</u>	<u>52</u>
<b>ILB</b>	57	Luke Gifford	41	Otis Reese IV	42
<b>OLB</b>	58	Harold Landry III	99	Ali Gaye	Raekwon McMillan
<b>CB</b>	13	Chidobe Awuzie	39	Darrell Baker Jr.	
<b>NCB</b>	21	Roger McCreary	<u>29</u>	<u>Jarvis Brownlee Jr.</u>	
<b>S</b>	37	Amani Hooker	30	Kendell Brooks	
<b>S</b>	35	Daryl Worley	44	Mike Brown	
<b>CB</b>	<u>29</u>	<u>Jarvis Brownlee Jr.</u>	26	Justin Hardee Sr.	

## SPECIAL TEAMS

<b>K</b>	6	Nick Folk			
<b>KO</b>	6	Nick Folk			
<b>P</b>	4	Ryan Stonehouse	6	Nick Folk	
<b>H</b>	4	Ryan Stonehouse	11	Mason Rudolph	
<b>PR</b>	12	Mason Kinsey	<u>19</u>	<u>Jha'Quan Jackson</u>	83
<b>KOR</b>	36	Julius Chestnut	2	Tyjae Spears	<u>19</u>
<b>LS</b>	46	Morgan Cox	81	Josh Whyte	<u>Jha'Quan Jackson</u>

Rookies are underlined

As of Dec. 30, 2024

## TITANS PRONUNCIATION GUIDE

**CHIDOBE AWUZIE** (CHIH-doe-bay ah-WOOZ-yay); **KEONDRE Coburn** (kee-AHN-dray); **QUANDRE Diggs** (KWAN-dray); **ALI Gaye** (AHH-lee); **Chig OKONKWO** (oh-KAHN-kwoh); **Nicholas PETIT-FRERE** (puh-TEET FRAIR); **Dillon RADUNZ** (RAY-dinz); **Peter SKORONSKI** (skuh-RON-ski); **TYJAE Spears** (TAH-zhay); **Nick Westbrook-IKHINE** (uh-KEEN-ay); **Josh WHYLE** (WHY-lee)





## TENNESSEE TITANS ROSTER BY EXPERIENCE

17TH YEAR		6TH YEAR		3RD YEAR		1ST YEAR	
Nick Folk	K	Daniel Brunskill	OL	Treyton Burks (IR)	WR	Kendell Brooks	DB
		Luke Gifford	LB	Chance Campbell (IR)	LB	Ali Gaye	OLB
15TH YEAR		Amani Hooker	S	Julius Chestnut	RB	John Ojukwu	OL
Morgan Cox	LS	Sebastian Joseph-Day	DL	Arlington Hambricht	G	Andrew Rucpich (IR)	OL
		Corey Levin	C/G	Roger McCreary	CB		
10TH YEAR		Tony Pollard	RB	Chig Okonkwo	TE	ROOKIE DRAFT PICKS	
Quandre Diggs (IR)	S	Calvin Ridley	WR	Nicholas Petit-Frere	OL	Jarvis Brownlee Jr.	CB
		Jeffery Simmons	DT	Ryan Stonehouse	P	Cedric Gray	LB
						Jaylen Harrell	OLB
9TH YEAR				2ND YEAR		Jha'Quan Jackson	WR
Tyler Boyd	WR	5TH YEAR		Darrell Baker Jr.	CB	JC Latham	T
Nick Vannett	TE	Lloyd Cushenberry III (IR)	C	Mike Brown	S	T'Vondre Sweat	NT
		Joshua Kelley	RB	Logan Bruss (IR)	G	James Williams	LB
8TH YEAR		James Lynch	DL	Keondre Coburn	DL		
Chidobe Awuzie	CB	Kenneth Murray Jr. (IR)	LB	Colton Dowell (PUP)	WR	ROOKIE FREE AGENTS	
Justin Hardee Sr.	DB	L'Jarius Sneed (IR)	CB	Jaelyn Duncan	OL	David Martin-Robinson	TE
Raekwon McMillan	LB	Nick Westbrook-Ikhine	WR	Jack Gibbens (IR)	LB	Bryce Oliver	WR
				Mason Kinsey	WR	Julius Wood (by Dal) (SUS)	DB
7TH YEAR		4TH YEAR		Will Levis	QB		
Jerome Baker	LB	Marlon Davidson (IR)	DT	TK McLendon Jr. (IR)	DE	As of Dec. 30, 2024	
Arden Key	OLB	Dillon Radunz	OL	Otis Reese IV	LB		
Harold Landry III	OLB	Garret Wallow (IR)	LB	Peter Skoronski	OL		
Mason Rudolph	QB			Tyjae Spears	RB		
Daryl Worley	DB			Josh Whyte	TE		

## TENNESSEE TITANS ROSTER BY DRAFT ROUND

### ROUND 1

Player	Pos.	Year
JC Latham	T	2024
Peter Skoronski	OL	2023
Treyton Burks (IR)	WR	2022
Kenneth Murray Jr. (IR)	LB	2020 (LAC)
Jeffery Simmons	DT	2019
Calvin Ridley	WR	2018 (Atl)

### ROUND 2

Player	Pos.	Year
T'Vondre Sweat	NT	2024
Will Levis	QB	2023
Roger McCreary	CB	2022
Dillon Radunz	T	2021
Marlon Davidson (IR)	DT	2020 (Atl)
Harold Landry III	OLB	2018
Chidobe Awuzie	CB	2017 (Dal)
Raekwon McMillan	LB	2017 (Mia)
Tyler Boyd	WR	2016 (Cin)

### ROUND 3

Player	Pos.	Year
Tyjae Spears	RB	2023
Logan Bruss (IR)	G	2022 (LAR)
Nicholas Petit-Frere	OL	2022
Lloyd Cushenberry III (IR)	C	2020 (Den)
Jerome Baker	LB	2018 (Mia)
Arden Key	OLB	2018 (Oak)
Mason Rudolph	QB	2018 (Pit)
Nick Vannett	TE	2016 (Sea)
Daryl Worley	DB	2016 (Car)

### ROUND 4

Player	Pos.	Year
Cedric Gray	LB	2024
Chig Okonkwo	TE	2022
Joshua Kelley	RB	2020 (LAC)
James Lynch	DL	2020 (Min)
L'Jarius Sneed (IR)	CB	2020 (KC)
Amani Hooker	S	2019
Tony Pollard	RB	2019 (Dal)

### ROUND 5

Player	Pos.	Year
Jarvis Brownlee Jr.	CB	2024
Josh Whyte	TE	2023
Garret Wallow (IR)	LB	2021 (Hou)

### ROUND 6

Player	Pos.	Year
Jha'Quan Jackson	WR	2024
Keondre Coburn	DL	2023 (KC)
Jaelyn Duncan	OL	2023
Chance Campbell (IR)	LB	2022
Sebastian Joseph-Day	DL	2018 (LAR)
Corey Levin	G	2017
Quandre Diggs (IR)	S	2015 (Det)
Nick Folk	K	2007 (Dal)

### ROUND 7

Player	Pos.	Year
Jaylen Harrell	OLB	2024
James Williams	LB	2024
Colton Dowell (PUP)	WR	2023
Arlington Hambricht	G	2020 (Chi)

### UNDRAFTED

Player	Pos.	Year
David Martin-Robinson	TE	2024
Bryce Oliver	WR	2024
Julius Wood (SUS)	DB	2024 (Dal)
Kendell Brooks	DB	2023 (Ari)
Ali Gaye	OLB	2023 (Hou)
TK McLendon Jr. (IR)	DE	2023
John Ojukwu	OL	2023
Otis Reese IV	LB	2023
Darrell Baker Jr.	CB	2022 (Ari)
Mike Brown	S	2022 (Min)
Julius Chestnut	RB	2022
Jack Gibbens (IR)	LB	2022
Andrew Rucpich (IR)	OL	2022
Ryan Stonehouse	P	2022
Mason Kinsey	WR	2020
Nick Westbrook-Ikhine	WR	2020
Luke Gifford	LB	2019 (Dal)
Daniel Brunskill	OL	2017 (Atl)
Justin Hardee Sr.	DB	2017 (Hou)
Morgan Cox	LS	2010 (Bal)

As of Dec. 30, 2024



## HOW THE TENNESSEE TITANS WERE BUILT

YEAR	DRAFTEES (19)	FREE AGENTS (28)	TRADES/WAIVERS (5)
<b>2024</b>	T JC Latham (1) NT T'Vondre Sweat (2) LB Cedric Gray (4) CB Jarvis Brownlee Jr. (5) WR Jha'Quan Jackson (6) LB James Williams (7a) OLB Jaylen Harrell (7b)	CB Chidobe Awuzie (UFA-CIN) RB Tony Pollard (UFA-DAL) WR Calvin Ridley (UFA-JAX) QB Mason Rudolph (UFA-PIT) DE Sebastian Joseph-Day (UFA-SF) TE David Martin-Robinson (FA) WR Bryce Oliver (FA) TE Nick Vannett (FA) WR Tyler Boyd (FA) DL James Lynch (FA) DB Kendell Brooks (FA) RB Joshua Kelley (FA) DB Justin Hardee Sr. (FA) DB Daryl Worley (FA) G Arlington Hambricht (FA) LB Raekwon McMillan (FA)	OLB Ali Gaye (W-HOU) CB Darrell Baker Jr. (W-IND) LB Jerome Baker (T-SEA)
<b>2023</b>	OL Peter Skoronski (1) QB Will Levis (2) RB Tyjae Spears (3) TE Josh Whyle (5) OL Jaelyn Duncan (6)	OL Daniel Brunskill (UFA-SF) LB Luke Gifford (UFA-DAL) OLB Arden Key (UFA-JAX) OL John Ojukwu (FA) LB Otis Reese IV (FA) DL Keondre Coburn (FA)	K Nick Folk (T-NE)
<b>2022</b>	CB Roger McCreary (2) OL Nicholas Petit-Frere (3a) TE Chig Okonkwo (4b)	RB Julius Chestnut (FA) P Ryan Stonehouse (FA) S Mike Brown (FA)	
<b>2021</b>	OL Dillon Radunz (2)	LS Morgan Cox (UFA-BAL) WR Mason Kinsey (FA)	C/G Corey Levin (W-NYJ)
<b>2020</b>		WR Nick Westbrook-Ikhine (FA)	
<b>2019</b>	DT Jeffery Simmons (1) S Amani Hooker (4)		
<b>2018</b>	OLB Harold Landry III (2)		

As of Dec. 30, 2024



## TENNESSEE TITANS POSITIONAL ROSTER - OFFENSE

### QUARTERBACKS (2)

8	Levis, Will	QB	6-4	229	6/27/99	2	Kentucky	Madison, Conn.
11	Rudolph, Mason	QB	6-5	235	7/17/95	7	Oklahoma State	Rock Hill, S.C.

### RUNNING BACKS (4)

36	Chestnut, Julius	RB	5-11	228	10/26/00	3	Sacred Heart	Bowie, Md.
25	Kelley, Joshua	RB	5-11	212	11/20/97	5	UCLA	Lancaster, Calif.
20	Pollard, Tony	RB	6-0	209	4/30/97	6	Memphis	Memphis, Tenn.
2	Spears, Tyjae	RB	5-11	195	6/15/01	2	Tulane	Ponchatoula, La.

### WIDE RECEIVERS (6)

83	Boyd, Tyler	WR	6-2	203	11/15/94	9	Pittsburgh	Clairton, Pa.
19	Jackson, Jha'Quan	WR	5-9	188	5/15/00	R	Tulane	Luling, La.
12	Kinsey, Mason	WR	5-11	200	8/29/98	2	Berry College	Demorest, Ga.
80	Oliver, Bryce	WR	6-1	214	5/19/00	R	Youngstown State	Fort Lauderdale, Fla.
0	Ridley, Calvin	WR	6-1	190	12/20/94	6	Alabama	Fort Lauderdale, Fla.
15	Westbrook-Ikhine, Nick	WR	6-2	211	3/21/97	5	Indiana	Lake Mary, Fla.

### TIGHT ENDS (4)

88	Martin-Robinson, David	TE	6-3	247	12/26/99	R	Temple	Landisville, Pa.
85	Okonkwo, Chig	TE	6-3	238	9/8/99	3	Maryland	Powder Springs, Ga.
84	Vannett, Nick	TE	6-5	257	3/6/93	9	Ohio State	Westerville, Ohio
81	Whyle, Josh	TE	6-7	248	9/8/99	2	Cincinnati	Cincinnati, Ohio

### CENTERS (2)

60	Brunskill, Daniel	OL	6-5	300	1/27/94	6	San Diego State	Valley Center, Calif.
62	Levin, Corey	C/G	6-4	307	8/12/94	6	Chattanooga	Dacula, Ga.

### GUARDS (3)

64	Hambright, Arlington	G	6-5	300	1/30/96	3	Colorado	Ypsilanti, Mich.
75	Radunz, Dillon	OL	6-6	301	3/28/98	4	North Dakota State	Becker, Minn.
77	Skoronski, Peter	OL	6-4	313	7/31/01	2	Northwestern	Park Ridge, Ill.

### TACKLES (4)

71	Duncan, Jaelyn	OL	6-6	306	7/8/00	2	Maryland	New Carrollton, Md.
55	Latham, JC	T	6-6	342	2/8/03	R	Alabama	Oak Creek, Wis.
61	Ojukwu, John	OL	6-5	309	1/9/99	1	Boise State	Boise, Idaho
78	Petit-Frere, Nicholas	OL	6-5	316	9/15/99	3	Ohio State	Tampa, Fla.

### LONG SNAPPER (1)

46	Cox, Morgan	LS	6-4	233	4/26/86	15	Tennessee	Collierville, Tenn.
----	-------------	----	-----	-----	---------	----	-----------	---------------------

### PLACEKICKERS (1)

6	Folk, Nick	K	6-1	225	11/5/84	17	Arizona	Sherman Oaks, Calif.
---	------------	---	-----	-----	---------	----	---------	----------------------

As of Dec. 30, 2024

GAME PREVIEW

TEAM NOTES

PLAYER NOTES

MEDIA

STATISTICS

ROSTERS



## TENNESSEE TITANS POSITIONAL ROSTER - DEFENSE

### DEFENSIVE LINEMEN (5)

91	Coburn, Keondre	DL	6-2	332	5/23/00	2	Texas	Houston, Texas	FA-'23
69	Joseph-Day, Sebastian	DE	6-4	310	3/21/95	6	Rutgers	Stroudsburg, Pa.	UFA (SF)-'24
97	Lynch, James	DL	6-4	295	1/20/99	5	Baylor	Round Rock, Texas	FA-'24
98	Simmons, Jeffery	DT	6-4	305	7/28/97	6	Mississippi State	Macon, Miss.	D1-'19
93	Sweat, T'Vondre	NT	6-4	366	7/11/01	R	Texas	Huntsville, Texas	D2-'24

### LINEBACKERS (10)

17	Baker, Jerome	LB	6-2	232	12/25/96	7	Ohio State	Cleveland, Ohio	T (SEA)-'24
99	Gaye, Ali	OLB	6-6	265	11/29/97	1	Louisiana State	Lynnwood, Wash.	W (HOU)-'24
57	Gifford, Luke	LB	6-3	243	8/28/95	6	Nebraska	Lincoln, Neb.	UFA (DAL)-'23
51	Gray, Cedric	LB	6-2	234	10/30/02	R	North Carolina	Charlotte, N.C.	D4-'24
92	Harrell, Jaylen	OLB	6-4	247	5/1/02	R	Michigan	Tampa, Fla.	D7b-'24
49	Key, Arden	OLB	6-5	240	5/3/96	7	Louisiana State	Atlanta, Ga.	UFA (JAX)-'23
58	Landry III, Harold	OLB	6-2	252	6/5/96	7	Boston College	Spring Lake, N.C.	D2-'18
42	McMillan, Raekwon	LB	6-2	250	11/17/95	8	Ohio State	Hinesville, Ga.	FA-'24
41	Reese IV, Otis	LB	6-3	214	7/2/98	2	Mississippi	Leesburg, Ga.	FA-'23
52	Williams, James	LB	6-4	232	2/15/03	R	Miami (Fla.)	Fort Lauderdale, Fla.	D7a-'24

### CORNERBACKS (5)

13	Awuzie, Chidobe	CB	6-0	202	5/24/95	8	Colorado	San Jose, Calif.	UFA (CIN)-'24
39	Baker Jr., Darrell	CB	6-1	190	3/27/98	2	Georgia Southern	Hephzibah, Ga.	W (IND)-'24
29	Brownlee Jr., Jarvis	CB	5-10	194	7/13/01	R	Louisville	Miami Gardens, Fla.	D5-'24
26	Hardee Sr., Justin	DB	6-1	200	2/7/94	8	Illinois	Cleveland, Ohio	FA-'24
21	McCreary, Roger	CB	5-11	190	2/10/00	3	Auburn	Mobile, Ala.	D2-'22

### SAFETIES (4)

30	Brooks, Kendell	DB	6-0	206	3/3/00	1	Michigan State	Swansea, S.C.	FA-'24
44	Brown, Mike	S	6-1	218	4/7/99	2	Miami (Ohio)	Grand Rapids, Mich.	FA-'22
37	Hooker, Amani	S	5-11	210	6/14/98	6	Iowa	Minneapolis, Minn.	D4-'19
35	Worley, Daryl	DB	6-1	210	2/22/95	9	West Virginia	Philadelphia, Pa.	FA-'24

### PUNTERS (1)

4	Stonehouse, Ryan	P	5-10	193	5/11/99	3	Colorado State	La Verne, Calif.	FA-'22
---	------------------	---	------	-----	---------	---	----------------	------------------	--------

As of Dec. 30, 2024





# 2024 TENNESSEE TITANS ALPHABETICAL ROSTER

NO.	NAME	POS.	HT.	WT.	BIRTHDATE	EXP.	COLLEGE	HOMETOWN	ACQUIRED
13	Awuzie, Chidobe	CB	6-0	202	5/24/95	8	Colorado	San Jose, Calif.	UFA (CIN)-24
9	Baker Jr., Darrell	CB	6-1	190	3/27/98	2	Georgia Southern	Hephzibah, Ga.	W (IND)-24
17	Baker, Jerome	LB	6-2	232	12/25/96	7	Ohio State	Cleveland, Ohio	T (SEA)-24
83	Boyd, Tyler	WR	6-2	203	11/15/94	9	Pittsburgh	Clairton, Pa.	FA-24
30	Brooks, Kendall	DB	6-0	206	3/3/00	1	Michigan State	Swansea, S.C.	FA-24
44	Brown, Mike	S	6-1	218	4/7/99	2	Miami (Ohio)	Grand Rapids, Mich.	FA-22
29	Brownlee Jr., Jarvis	CB	5-10	194	7/13/01	R	Louisville	Miami Gardens, Fla.	D5-24
60	Brunskill, Daniel	OL	6-5	300	1/27/94	6	San Diego State	Valley Center, Calif.	UFA (SF)-23
36	Chestnut, Julius	RB	5-11	228	10/26/00	3	Sacred Heart	Bowie, Md.	FA-22
91	Coburn, Keondre	DL	6-2	332	5/23/00	2	Texas	Houston, Texas	FA-23
46	Cox, Morgan	LS	6-4	233	4/26/86	15	Tennessee	Collierville, Tenn.	UFA (BAL)-21
71	Duncan, Jaelyn	OL	6-6	306	7/8/00	2	Maryland	New Carrollton, Md.	D6-23
6	Folk, Nick	K	6-1	225	11/5/84	17	Arizona	Sherman Oaks, Calif.	T (NE)-23
99	Gaye, Ali	OLB	6-6	265	11/29/97	1	Louisiana State	Lynnwood, Wash.	W (HOU)-24
57	Gifford, Luke	LB	6-3	243	8/28/95	6	Nebraska	Lincoln, Neb.	UFA (DAL)-23
51	Gray, Cedric	LB	6-2	234	10/30/02	R	North Carolina	Charlotte, N.C.	D4-24
64	Hambright, Arlington	G	6-5	300	1/30/96	3	Colorado	Ypsilanti, Mich.	FA-24
26	Hardee Sr., Justin	DB	6-1	200	2/7/94	8	Illinois	Cleveland, Ohio	FA-24
92	Harrell, Jaylen	OLB	6-4	247	5/1/02	R	Michigan	Tampa, Fla.	D7b-24
37	Hooker, Amani	S	5-11	210	6/14/98	6	Iowa	Minneapolis, Minn.	D4-19
19	Jackson, Jha'Quan	WR	5-9	188	5/15/00	R	Tulane	Luling, La.	D6-24
69	Joseph-Day, Sebastian	DE	6-4	310	3/21/95	6	Rutgers	Stroudsburg, Pa.	UFA (SF)-24
25	Kelley, Joshua	RB	5-11	212	11/20/97	5	UCLA	Lancaster, Calif.	FA-24
49	Key, Arden	OLB	6-5	240	5/3/96	7	Louisiana State	Atlanta, Ga.	UFA (JAX)-23
12	Kinsey, Mason	WR	5-11	200	8/29/98	2	Berry College	Demorest, Ga.	FA-21
58	Landry III, Harold	OLB	6-2	252	6/5/96	7	Boston College	Spring Lake, N.C.	D2-18
55	Latham, JC	T	6-6	342	2/8/03	R	Alabama	Oak Creek, Wis.	D1-24
62	Levin, Corey	C/G	6-4	307	8/12/94	6	Chattanooga	Dacula, Ga.	W (NYJ)-21
8	Levis, Will	QB	6-4	229	6/27/99	2	Kentucky	Madison, Conn.	D2-23
97	Lynch, James	DL	6-4	295	1/20/99	5	Baylor	Round Rock, Texas	FA-24
88	Martin-Robinson, David	TE	6-3	247	12/26/99	R	Temple	Landisville, Pa.	FA-24
21	McCreary, Roger	CB	5-11	190	2/10/00	3	Auburn	Mobile, Ala.	D2-22
42	McMillan, Raekwon	LB	6-2	250	11/17/95	8	Ohio State	Hinesville, Ga.	FA-24
61	Ojukwu, John	OL	6-5	309	1/9/99	1	Boise State	Boise, Idaho	FA-23
85	Okonkwo, Chig	TE	6-3	238	9/8/99	3	Maryland	Powder Springs, Ga.	D4b-22
80	Oliver, Bryce	WR	6-1	214	5/19/00	R	Youngstown State	Fort Lauderdale, Fla.	FA-24
78	Petit-Frere, Nicholas	OL	6-5	316	9/15/99	3	Ohio State	Tampa, Fla.	D3a-22
20	Pollard, Tony	RB	6-0	209	4/30/97	6	Memphis	Memphis, Tenn.	UFA (DAL)-24
75	Radunz, Dillon	OL	6-6	301	3/28/98	4	North Dakota State	Becker, Minn.	D2-21
41	Reese IV, Otis	LB	6-3	214	7/2/98	2	Mississippi	Leesburg, Ga.	FA-23
0	Ridley, Calvin	WR	6-1	190	12/20/94	6	Alabama	Fort Lauderdale, Fla.	UFA (JAX)-24
11	Rudolph, Mason	QB	6-5	235	7/17/95	7	Oklahoma State	Rock Hill, S.C.	UFA (PIT)-24
98	Simmons, Jeffery	DT	6-4	305	7/28/97	6	Mississippi State	Macon, Miss.	D1-19
77	Skoronski, Peter	OL	6-4	313	7/31/01	2	Northwestern	Park Ridge, Ill.	D1-23
2	Spears, Tyjae	RB	5-11	195	6/15/01	2	Tulane	Ponchatoula, La.	D3-23
4	Stonehouse, Ryan	P	5-10	193	5/11/99	3	Colorado State	La Verne, Calif.	FA-22
93	Sweat, T'Vondre	NT	6-4	366	7/11/01	R	Texas	Huntsville, Texas	D2-24
84	Vannett, Nick	TE	6-5	257	3/6/93	9	Ohio State	Westerville, Ohio	FA-24
15	Westbrook-Ikhine, Nick	WR	6-2	211	3/21/97	5	Indiana	Lake Mary, Fla.	FA-20
81	Whyte, Josh	TE	6-7	248	9/8/99	2	Cincinnati	Cincinnati, Ohio	D5-23
52	Williams, James	LB	6-4	232	2/15/03	R	Miami (Fla.)	Fort Lauderdale, Fla.	D7a-24
35	Worley, Daryl	DB	6-1	210	2/22/95	9	West Virginia	Philadelphia, Pa.	FA-24
<b>PRACTICE SQUAD (14):</b>									
73	Agim, McTelvin	DL	6-3	300	9/25/97	3	Arkansas	Texarkana, Texas	FA-24
94	Anderson, Abdullah	DL	6-4	295	1/24/96	4	Bucknell	Atlantic City, N.J.	FA-24
53	Bolton III, Curtis	LB	6-0	228	12/18/95	4	Oklahoma	Murrieta, Calif.	FA-24
67	Brewer, Chandler	OL	6-6	320	6/12/97	3	Middle Tennessee State	Florence, Ala.	FA-24
47	Duke, Khalid	OLB	6-3	246	2/27/01	R	Kansas State	Atlanta, Ga.	FA-24
95	Iton, Isaiah	DL	6-2	277	8/23/01	R	Rutgers	Houston, Texas	FA-24
59	Johnson, Kyron	LB	6-0	235	7/24/98	3	Kansas	Arlington, Texas	FA-24
18	Martin, Tay	WR	6-3	185	12/14/97	1	Oklahoma State	Houma, La.	FA-24
82	Morgan Jr., Stanley	WR	6-0	205	9/7/96	5	Nebraska	New Orleans, La.	FA-24
89	Odukoya, Thomas	TE	6-6	253	5/5/97	1	Eastern Michigan	Almere, Netherlands	FA-22
33	Owens, Gervarrius	S	6-0	200	10/14/99	2	Houston	Moore, Okla.	FA-24
68	Prince, Isaiah	T	6-7	305	7/29/97	4	Ohio State	Greenbelt, Md.	FA-24
3	Siemian, Trevor	QB	6-3	220	12/26/91	9	Northwestern	Windermere, Fla.	FA-24
31	Small, Jabari	RB	5-9	198	1/31/01	R	Tennessee	Memphis, Tenn.	FA-24
<b>RESERVE/INJURED (12):</b>									
66	Bruss, Logan * (12/7)	G	6-5	317	10/6/98	2	Wisconsin	Kimberly, Wis.	W (LAR)-24
16	Burks, Treyton * (10/19)	WR	6-2	225	3/23/00	3	Arkansas	Warren, Ark.	D1-22
45	Campbell, Chance	LB	6-2	232	10/8/99	3	Mississippi	Ellicott City, Md.	D6b-22
79	Cushenberry III, Lloyd * (11/6)	C	6-4	315	11/22/97	5	Louisiana State	Carville, La.	UFA (DEN)-24
90	Davidson, Marlon	DT	6-3	303	5/11/98	4	Auburn	Greenville, Ala.	FA-23
28	Diggs, Quandre * (11/6)	S	5-9	197	1/22/93	10	Texas	Houston, Texas	FA-24
50	Gibbens, Jack * (11/23)	LB	6-3	242	11/24/98	2	Minnesota	Bulverde, Texas	FA-22
96	McLendon Jr., TK	DE	6-4	275	2/27/99	2	Eastern Kentucky	Soperton, Ga.	FA-23
56	Murray Jr., Kenneth	LB	6-2	241	11/16/98	5	Oklahoma	Missouri City, Texas	UFA (LAC)-24
76	Rupcich, Andrew * (11/2)	OL	6-6	318	4/1/99	1	Culver-Stockton	Wonder Lake, Ill.	FA-22
38	Sneed, L'Jarvis * (11/23)	CB	6-1	192	1/21/97	5	Louisiana Tech	Minden, La.	T (KC)-24
54	Wallow, Garret	LB	6-2	230	1/25/99	4	Texas Christian	New Orleans, La.	FA-23
<b>RESERVE/PHYSICALLY UNABLE TO PERFORM (1):</b>									
14	Dowell, Colton	WR	6-3	212	4/19/99	2	Tennessee-Martin	Lebanon, Tenn.	D7-23
<b>RESERVE/SUSPENDED (1):</b>									
24	Wood, Julius	DB	6-1	193	5/2/01	R	East Carolina	Columbus, Ohio	W (DAL)-24

Active Roster Count: 52

As of Dec. 30, 2024

\* - Eligible to Return From Reserve/Injured; ( ) - date placed on IR

**HEAD COACH: BRIAN CALLAHAN**

**ASSISTANT COACHES:** COLT ANDERSON (special teams coordinator), NICK HOLZ (offensive coordinator), DENNARD WILSON (defensive coordinator), BRIAN BELL (assistant director of sports performance), BEN BLOOM (outside linebackers), TREVOR BROWDER (offensive assistant), FRANK BUSH (linebackers), KYLAN BUTLER (offensive assistant), BILL CALLAHAN (offensive line), PERRY CARTER (coaching assistant), STEVE COHEN (opponent analyst), STEVE DONATELL (defensive assistant), SCOTT FUCHS (assistant offensive line), BO HARDEGREE (quarterbacks), CHRIS HARRIS (defensive passing game coordinator/cornerbacks), STEVE JACKSON (secondary/safeties), MATT JONES (offensive assistant), TOM JONES (assistant to the head coach), RANDY JORDAN (running backs), ANTHONY LEVINE SR. (assistant special teams), LORI LOCUST (defensive quality control), MARK LOVAT (assistant strength and conditioning), PAYTON McCOLLUM (assistant wide receivers), CLINTON McMILLAN (assistant defensive line/pass rush specialist), JUSTIN OUTTEN (tight ends), HALEY ROBERTS (sports performance assistant), TRACY ROCKER (defensive line), JOHN SHAW (assistant sports performance - speed training), LUKE STOCKER (offensive assistant), GRANT THORNE (assistant strength and conditioning), TYKE TOLBERT (wide receivers), ZAC WOODFIN (director of sports performance)



GAME PREVIEW

TEAM NOTES

PLAYER NOTES

MEDIA

STATISTICS

ROSTERS

# 2024 TENNESSEE TITANS NUMERICAL ROSTER

NO.	NAME	POS.	HT.	WT.	AGE	EXP.	COLLEGE	HOMETOWN	ACQUIRED
0	Calvin Ridley	WR	6-1	190	30	6	Alabama	Fort Lauderdale, Fla.	UFA (JAX)-'24
2	Tyjae Spears	RB	5-11	195	23	2	Tulane	Ponchatoula, La.	D3-'23
4	Ryan Stonehouse	P	5-10	193	25	3	Colorado State	La Verne, Calif.	FA-'22
6	Nick Folk	K	6-1	225	40	17	Arizona	Sherman Oaks, Calif.	T (NE)-'23
8	Will Levis	QB	6-4	229	25	2	Kentucky	Madison, Conn.	D2-'23
11	Mason Rudolph	QB	6-5	235	29	7	Oklahoma State	Rock Hill, S.C.	UFA (PIT)-'24
12	Mason Kinsey	WR	5-11	200	26	2	Berry College	Demorest, Ga.	FA-'21
13	Chidobe Awuzie	CB	6-0	202	29	8	Colorado	San Jose, Calif.	UFA (CIN)-'24
15	Nick Westbrook-Ikhine	WR	6-2	211	27	5	Indiana	Lake Mary, Fla.	FA-'20
17	Jerome Baker	LB	6-2	232	28	7	Ohio State	Cleveland, Ohio	T (SEA)-'24
19	Jha'Quan Jackson	WR	5-9	188	24	R	Tulane	Luling, La.	D6-'24
20	Tony Pollard	RB	6-0	209	27	6	Memphis	Memphis, Tenn.	UFA (DAL)-'24
21	Roger McCreary	CB	5-11	190	24	3	Auburn	Mobile, Ala.	D2-'22
25	Joshua Kelley	RB	5-11	212	27	5	UCLA	Lancaster, Calif.	FA-'24
26	Justin Hardee Sr.	DB	6-1	200	30	8	Illinois	Cleveland, Ohio	FA-'24
29	Jarvis Brownlee Jr.	CB	5-10	194	23	R	Louisville	Miami Gardens, Fla.	D5-'24
30	Kendell Brooks	DB	6-0	206	24	1	Michigan State	Swansea, S.C.	FA-'24
35	Daryl Worley	DB	6-1	210	29	9	West Virginia	Philadelphia, Pa.	FA-'24
36	Julius Chestnut	RB	5-11	228	24	3	Sacred Heart	Bowie, Md.	FA-'22
37	Amani Hooker	S	5-11	210	26	6	Iowa	Minneapolis, Minn.	D4-'19
39	Darrell Baker Jr.	CB	6-1	190	26	2	Georgia Southern	Hephzibah, Ga.	W (IND)-'24
41	Otis Reese IV	LB	6-3	214	26	2	Mississippi	Leesburg, Ga.	FA-'23
42	Raekwon McMillan	LB	6-2	250	29	8	Ohio State	Hinesville, Ga.	FA-'24
44	Mike Brown	S	6-1	218	25	2	Miami (Ohio)	Grand Rapids, Mich.	FA-'22
46	Morgan Cox	LS	6-4	233	38	15	Tennessee	Collierville, Tenn.	UFA (BAL)-'21
49	Arden Key	OLB	6-5	240	28	7	Louisiana State	Atlanta, Ga.	UFA (JAX)-'23
51	Cedric Gray	LB	6-2	234	22	R	North Carolina	Charlotte, N.C.	D4-'24
52	James Williams	LB	6-4	232	21	R	Miami (Fla.)	Fort Lauderdale, Fla.	D7a-'24
55	JC Latham	T	6-6	342	21	R	Alabama	Oak Creek, Wis.	D1-'24
57	Luke Gifford	LB	6-3	243	29	6	Nebraska	Lincoln, Neb.	UFA (DAL)-'23
58	Harold Landry III	OLB	6-2	252	28	7	Boston College	Spring Lake, N.C.	D2-'18
60	Daniel Brunskill	OL	6-5	300	30	6	San Diego State	Valley Center, Calif.	UFA (SF)-'23
61	John Ojukwu	OL	6-5	309	25	1	Boise State	Boise, Idaho	FA-'23
62	Corey Levin	C/G	6-4	307	30	6	Chattanooga	Dacula, Ga.	W (NYJ)-'21
64	Arlington Hambricht	G	6-5	300	28	3	Colorado	Ypsilanti, Mich.	FA-'24
69	Sebastian Joseph-Day	DE	6-4	310	29	6	Rutgers	Stroudsburg, Pa.	UFA (SF)-'24
71	Jaelyn Duncan	OL	6-6	306	24	2	Maryland	New Carrollton, Md.	D6-'23
75	Dillon Radunz	OL	6-6	301	26	4	North Dakota State	Becker, Minn.	D2-'21
77	Peter Skoronski	OL	6-4	313	23	2	Northwestern	Park Ridge, Ill.	D1-'23
78	Nicholas Petit-Frere	OL	6-5	316	25	3	Ohio State	Tampa, Fla.	D3a-'22
80	Bryce Oliver	WR	6-1	214	24	R	Youngstown State	Fort Lauderdale, Fla.	FA-'24
81	Josh Whyle	TE	6-7	248	25	2	Cincinnati	Cincinnati, Ohio	D5-'23
83	Tyler Boyd	WR	6-2	203	30	9	Pittsburgh	Clairton, Pa.	FA-'24
84	Nick Vannett	TE	6-5	257	31	9	Ohio State	Westerville, Ohio	FA-'24
85	Chig Okonkwo	TE	6-3	238	25	3	Maryland	Powder Springs, Ga.	D4b-'22
88	David Martin-Robinson	TE	6-3	247	25	R	Temple	Landisville, Pa.	FA-'24
91	Keondre Coburn	DL	6-2	332	24	2	Texas	Houston, Texas	FA-'23
92	Jaylen Harrell	OLB	6-4	247	22	R	Michigan	Tampa, Fla.	D7b-'24
93	T'Vondre Sweat	NT	6-4	366	23	R	Texas	Huntsville, Texas	D2-'24
97	James Lynch	DL	6-4	295	25	5	Baylor	Round Rock, Texas	FA-'24
98	Jeffery Simmons	DT	6-4	305	27	6	Mississippi State	Macon, Miss.	D1-'19
99	Ali Gaye	OLB	6-6	265	27	1	Louisiana State	Lynnwood, Wash.	W (HOU)-'24
<b>PRACTICE SQUAD (14):</b>									
3	Trevor Siemian	QB	6-3	220	33	9	Northwestern	Windermere, Fla.	FA-'24
18	Tay Martin	WR	6-3	185	27	1	Oklahoma State	Houma, La.	FA-'24
31	Jabari Small	RB	5-9	198	23	R	Tennessee	Memphis, Tenn.	FA-'24
33	Gervarius Owens	S	6-0	200	25	2	Houston	Moore, Okla.	FA-'24
47	Khalid Duke	OLB	6-3	246	23	R	Kansas State	Atlanta, Ga.	FA-'24
53	Curtis Bolton III	LB	6-0	228	29	4	Oklahoma	Murrieta, Calif.	FA-'24
59	Kyron Johnson	LB	6-0	235	26	3	Kansas	Arlington, Texas	FA-'24
67	Chandler Brewer	OL	6-6	320	27	3	Middle Tennessee State	Florence, Ala.	FA-'24
68	Isaiah Prince	T	6-7	305	27	4	Ohio State	Greenbelt, Md.	FA-'24
73	McTelvin Agim	DL	6-3	300	27	3	Arkansas	Texarkana, Texas	FA-'24
82	Stanley Morgan Jr.	WR	6-0	205	28	5	Nebraska	New Orleans, La.	FA-'24
89	Thomas Odukoya	TE	6-6	253	27	1	Eastern Michigan	Almere, Netherlands	FA-'22
94	Abdullah Anderson	DL	6-4	295	28	4	Bucknell	Atlantic City, N.J.	FA-'24
95	Isaiah Iton	DL	6-2	277	23	R	Rutgers	Houston, Texas	FA-'24
<b>RESERVE/INJURED (12):</b>									
16	Treyton Burks * (10/19)	WR	6-2	225	24	3	Arkansas	Warren, Ark.	D1-'22
28	Quandre Diggs * (11/6)	S	5-9	197	31	10	Texas	Houston, Texas	FA-'24
38	L'Jarius Sneed * (11/23)	CB	6-1	192	27	5	Louisiana Tech	Minden, La.	T (KC)-'24
45	Chance Campbell	LB	6-2	232	25	3	Mississippi	Ellicott City, Md.	D6b-'22
50	Jack Gibbens * (11/23)	LB	6-3	242	26	2	Minnesota	Bulverde, Texas	FA-'22
54	Garret Wallow	LB	6-2	230	25	4	Texas Christian	New Orleans, La.	FA-'23
56	Kenneth Murray Jr.	LB	6-2	241	26	5	Oklahoma	Missouri City, Texas	UFA (LAC)-'24
66	Logan Bruss * (12/7)	G	6-5	317	26	2	Wisconsin	Kimberly, Wis.	W (LAR)-'24
76	Andrew Ruppich * (11/2)	OL	6-6	318	25	1	Culver-Stockton	Wonder Lake, Ill.	FA-'22
79	Lloyd Cushenberry III * (11/6)	C	6-4	315	27	5	Louisiana State	Carville, La.	UFA (DEN)-'24
90	Marlon Davidson	DT	6-3	303	26	4	Auburn	Greenville, Ala.	FA-'23
96	TK McLendon Jr.	DE	6-4	275	25	2	Eastern Kentucky	Soperton, Ga.	FA-'23
<b>RESERVE/PHYSICALLY UNABLE TO PERFORM (1):</b>									
14	Colton Dowell	WR	6-3	212	25	2	Tennessee-Martin	Lebanon, Tenn.	D7-'23
<b>RESERVE/SUSPENDED (1):</b>									
24	Julius Wood	DB	6-1	193	23	R	East Carolina	Columbus, Ohio	W (DAL)-'24

Active Roster Count: 52

As of Dec. 30, 2024

\* - Eligible to Return From Reserve/Injured; ( ) - date placed on IR

## HEAD COACH: BRIAN CALLAHAN

**ASSISTANT COACHES:** COLT ANDERSON (special teams coordinator), NICK HOLZ (offensive coordinator), DENNARD WILSON (defensive coordinator), BRIAN BELL (assistant director of sports performance), BEN BLOOM (outside linebackers), TREVOR BROWDER (offensive assistant), FRANK BUSH (linebackers), KYLAN BUTLER (offensive assistant), BILL CALLAHAN (offensive line), PERRY CARTER (coaching assistant), STEVE COHEN (opponent analyst), STEVE DONATELL (defensive assistant), SCOTT FUCHS (assistant offensive line), BO HARDEGREE (quarterbacks), CHRIS HARRIS (defensive passing game coordinator/cornerbacks), STEVE JACKSON (secondary/safeties), MATT JONES (offensive assistant), TOM JONES (assistant to the head coach), RANDY JORDAN (running backs), ANTHONY LEVINE SR. (assistant special teams), LORI LOCUST (defensive quality control), MARK LOVAT (assistant strength and conditioning), PAYTON MCCOLLUM (assistant wide receivers), CLINTON McMILLAN (assistant defensive line/pass rush specialist), JUSTIN OUTTEN (tight ends), HALEY ROBERTS (sports performance assistant), TRACY ROCKER (defensive line), JOHN SHAW (assistant sports performance - speed training), LUKE STOCKER (offensive assistant), GRANT THORNE (assistant strength and conditioning), TYKE TOLBERT (wide receivers), ZAC WOODFIN (director of sports performance)

**HOW ACQUIRED KEY:** FA (free agent), UFA (unrestricted free agent), RFA (restricted free agent), D (draft pick), W (waivers), T (trade)







**TENNESSEE TITANS**

**BRIAN CALLAHAN  
TRANSCRIPT**



## HEAD COACH BRIAN CALLAHAN PRESS CONFERENCE TRANSCRIPT

Monday, December 30, 2024

Good morning. Injury wise, nothing different. I mean, this is so quick of a turnaround from yesterday, that information is limited, still guys gathering information. But same guys yesterday that left the game will kind of be up in the air. Maybe get a few guys back this week. I think there's a chance that Tony (Pollard) could potentially play. There's a chance that Dillon (Radunz) could potentially get back. So, we'll see, we'll work through the week. But, some of those guys may be back for Sunday after a week off. And the guys that got hurt in this game, we'll see. It's hard to clear the concussion protocol in a week usually. But again, we'll see how it turns out. Other than that, I'll let you guys go ahead.

*(on if they are sticking with Mason Rudolph at quarterback this week)*

I'm actually going to probably play both of them, to be honest. Let those guys both have a chance to play. Don't know when or where that looks like. We're still really early in it, but I think both guys will have some opportunities. I'll let you know by the end of the week, starter and all that stuff. But I think both guys should play some football at the end of the year.

*(on the reasoning behind that decision)*

I would just like to keep—let them play. Let them both have chances to play. I think Mason (Rudolph) did some good things in the game. Tipped interception was unfortunate, but I do think that—let Will (Levis) get another shot at throwing the ball around a little bit and playing some football. So, he's been really professional in his approach, how it's all gone. I think he's earned the right to go play a little more football just because of the way he's handled the whole process. I just got a lot of respect for it, and he's been really professional and all those things. So, get a chance to go play a little bit more.

*(on how much the two quarterbacks play on Sunday factor into his evaluation of them going into the offseason)*

For the quarterbacks? Yeah, it's all part of it. I wouldn't say Sunday would be the one single determining factor. But yeah, it's all going to be a part of it. It's still another opportunity to get an evaluation and watch guys play.

*(on how this decision involves his desire to look at both quarterbacks for the future)*

Yeah, that's a part of it. It's always a position that you have to have an answer for, and you want to make sure that whatever direction you're headed at that spot, that you have a full evaluation of it, and you feel really strongly that either one is or one isn't. And I think that's the ultimate goal, is to really make sure that we have all the looks that we need. And so, it'll be all part of that process.

*(on how he presents that decision to the locker room)*

Well, I think at the end of the day, we didn't win. We didn't win those games. So, I think that's all part of it. I don't think there'll be any issue with that. I think they get a chance to play some ball and see if we can't put together good performance. And maybe it's a situation where if a guy's playing well, just let them play. And if he's not playing well, we'll let another guy take a chance at it. So, it'd be different had we won two games in a row with Mason (Rudolph), then I'd probably stick with them for the last game, but we hadn't. We are where we are with our game performance and our record, and we'll let those guys have a chance to both play.



***(on his comments to CBS about Mason Rudolph being a possible bridge quarterback for next year)***

I think all options are on the table. I have not made any determination on that. That's not the decision that has been made by any stretch. So yeah, I don't really have much more to say about it. I didn't see it, but I have—no decision has been made whatsoever on that process yet, that's all to come.

***(on if he's ever coached in a game situation with two quarterbacks and how he goes about balancing that)***

Let me think. Not maybe in the same vein, I know we did it in Denver, I think once or twice with Peyton (Manning) and Brock Osweiler at some point at the end of the year. But that wasn't quite the same situation. No, probably not. It's kind of unique in that regard, I think. So again, I'm not sure exactly what it's going to look like. We'll still finish talking through it as a staff today, but we'll see.

***(on if there are young players he hasn't seen enough of that he'd like to see more of in the finale)***

Yeah, I think those guys will still be in our normal roles and rotation. I thought John Ojukwu stepped in and did a really pretty good job against a high-pick good rusher. That was good to see. So yeah, there's some guys that are going to play some, but I wouldn't say it's any different than what we would do going into a game. Again, still trying to put together a winning performance and giving what the guys that give us a chance to do that play. So certainly, guys will get opportunities like they have all year. But I wouldn't say it's going to change dramatically at this point.

***(on if this is a case of a good roster underperforming or a thin roster that's not ready)***

Well, I think we're always in the business of improving our roster, that's the first thing. And we still need to continue to do that. We've got another personnel acquisition cycle that starts when the season ends on Sunday. It really starts from that moment on. So always trying to improve the football team as best we can. I thought when we were fully healthy and we started the season off, we felt like we had a chance to be competitive. And so I think it's probably a mixture of both, Paul (Kuharsky), to be honest, that there's things I definitely had to do better, that I can do better as a head coach and put us in a better position. And I think there's always room to continue improving the roster. I thought we had some chances to win some games early that would have made maybe this season feel a little bit different than it does now. But I think that our biggest issue is some of the negative plays that have taken away from our ability to win the games, which again, I've talked about the turnovers before, that's a huge part of it. But I think a couple things go a little bit different, the feeling is different than it is right now and we probably win a couple more games than the three that we've won. But yeah, I think it's a process in totality. It's we got to coach and do things from our side better than we did really all the way around, and we've got to keep trying to find ways to add impact players wherever we can add them.

***(on the reports that he and much of his staff will be back in 2025 and if that reflects his conversations with Amy Adams Strunk)***

I'll keep those to myself. But yeah, I think that every conversation I've had has been positive. We have conversations that are needed to be had and that goes with Ran (Carthon) and Chad (Brinker) as well. So those, I don't really pay much mind to those reports. I just come in and try to do my job as best I can and do it as long as they allow me to do it. And if for some reason at some point—hopefully it's years from now—that someone says we don't need your services anymore, then that's

how it goes. But I don't pay too much attention to the good or the bad reports, to be totally honest. There's been plenty of negative ones too, I think. So, I just try to keep doing my job and let all the other stuff handle itself and just continue to communicate and have the conversations needed to try to improve our football team. So don't put too much stock in them, to be honest.

*(on if he expects to be back)*

Those aren't things that I concern myself with. Again, try to do the best job I can and do it until the people in charge tell me that either they want me to do it or they don't. And that's the best way I can go about it, I just try to do the best I can every single day and those are conversations that if they happen, they happen, and you just keep going. So, I don't really think too much about it. I focus on trying to get the football team ready to play and keep trying to coach to the best of my ability and keep trying to lead the team as best I can. So again, those aren't anything that I really focus on. And when the time comes to move on to the next part, we move on to the next part.

*(on how many of the penalties and turnovers that keep them from winning have been repeat mistakes from the same guys)*

Well, I think turnovers are the guys that touch the ball the most, particularly quarterbacks. But every interception has its own story. There's always—I wouldn't say they're repeat mistakes necessarily. I think we've had lots of things happen over the course of the season with the football. Whether it be like this last week, unfortunate tipped ball that gets tipped up in the air and bounces off a running back. We've had a few those. Those are things that are hard to necessarily correct. They just—they happen. We've had some decision-making issues with the ball where the ball gets intercepted. We've had some silly turnovers and things that we can control that we shouldn't do. We've had the ball taken from us. We've dropped punts. There's been a litany of turnovers that I wouldn't say any of is repeated mistakes, per se. They're just things that happen over the course of the season, but they just happened a lot more than I would have expected. We lead the league in turnovers and that's a tough spot to be. So, repeat mistakes is kind of a weird way to say it, but I think there's lots of different ways the ball's been turned over for sure.

*(on what has changed for Chig Okonkwo that has made him more of a focal point in the offense over the course of the year)*

He's really started to play well. He's playing with a lot of confidence right now, he's playing fast. Everything about what he's doing in the pass game and the run game as a tight end has been really encouraging. He's put really good performances together. He's caught the ball when it's thrown to him. He's made yards after contact and yards after catch. He's got explosive ability, as we've seen a couple of different times with the ball in his hands. So, try to find ways to get the ball in his hands and the reverse was one way we could do it. We've throw him some screens, we try to do a lot of things to just get him in space and moving because he is hard to tackle. He's fast, he's physical. He does a really good job in the run game, too. He's really developed into a really pretty good NFL tight end, both in the run and the pass game. So, he's come on in the last handful of weeks, his production has picked up, but the biggest thing is he's playing with a lot of confidence within the system and the quarterbacks have a lot of confidence in him. So really cool to see for Chig (Okonkwo), a lot of work has gone into that and I think Justin Outten as well as tight ends coach should receive some credit for the improvement that Chig has made this year. It's been good to see.



*(on if the incompleteness from Mason Rudolph intended for Chig Okonkwo up the left sideline on the final drive should have been an easier throw)*

That's a ball that had a chance to win us—or at least put us in position to tie the game. Yeah, that was one that was a near miss, and you'd love to have that one connect. Chig was open, the ball was thrown on time and we just missed it by a fingertip. Those are plays that when I talk about not making the play to win the game that's what I'm talking about is plays like that where you're right there. It's right—you have a chance, and we don't connect for whatever reason. But that certainly had a great shot to score a touchdown or at least get us down really close to the goal line there in that moment.

*(on why Calvin Ridley wasn't a bigger part of the game plan in the first half)*

The biggest part of the first half was the weather, truthfully. We tried to run the ball pretty good that first part. It was still pretty wet. It rained really hard in the pregame and then it was still precipitation in the first part of the game. They do a good job, there's some things defensively they do that make it hard. They pay a lot of attention to Calvin (Ridley). They pressed, they challenged him at the line of scrimmage. There was usually a safety helping nearby. They were intentional about finding ways to not let him get going. It's an aggressive press corners, two-high man-ish coverage. They do a good job with that part of it. So, a little bit of that early on, we were trying to take advantage of some of the underneath matchups with the tight ends and the running backs. But then he kind of found some rhythm in a spot and ended up being a really productive game for him.

*(on the final play on fourth down and if the play has a better shot if Mason Rudolph throws it earlier)*

He was actually right on time. I mean, he took one quick hitch and the ball was up. They tried to roll to a—we call it a nontraditional Tampa 2. And so they're kind of rolling to different spots and NWI (Nick Westbrook-Ikhine) is right there. He got it up on time and the ball was really sort of right in the spot you expect it to be. As that safety tried to roll out, he got a little bit tighter than you normally see versus Tampa, and he was able to come make the play. The timing of the play was fine, and the throw was really about where you're expected to be. I think the safety just made a nice play.

*(on a turning point in the season)*

I think the loss—at the point in the season we were in, the lost to Indy early was one where it was like, 'Ah, those are games we've been in position to potentially win and we haven't been able to get one.' That was a disappointing one. We played a really tough gauntlet there in the middle against some really good playoff teams, and we did some good things. We played well at certain points. But yeah, it was that—you go, you start the season, you find a way to win a game in Chicago and you find a way to win against the Jets when you got opportunities, and you end up 2-2 at the break as opposed to 1-3, that just changes a little bit of the momentum of the season. You end up not feeling like you're in such a hole, where you're still sort of competing, you're still kind of in the thick of it, and there's a momentum and a confidence factor that comes with those things. I think it was just harder to climb out of the hole that we put ourselves in. And then we faced a bunch of really good teams in the middle of it that was challenging. So yeah, I don't know if that answers your question, but that's sort of how I felt about it.

*(on JC Latham having a rougher latter half of the season)*

I think there's—any time that you play a lot of football, people study you. Study what you do well, study how you pass-set, study how you use your hands, and guys get better at preparing for you. There's more tape. They see where more of your weaknesses are more clearly than maybe if there's only a limited sample size. Part of that's playing a lot of football for a rookie and it's been a long—the rookie wall thing is real in some senses. Mentally, it's hard to—the length of the season gets on these guys, it feels really long and you're out there every week against really good players. But I think he's learning and gotten better. He's had some up and down moments. The consistency part of it is one of the things that we'd like to see level out some as opposed to these—there's a little bit up and down here the last part of the season. So those are things that he's got to improve on. But I think ultimately for a rookie tackle that made the switch from the right side to the left side, he's put some really good stuff on tape and he's a powerful run blocker. When he gets his hands on you, he's hard to beat. So, there's a lot of good things that I'm really excited about JC (Latham) even though there's been some up and down in the play over the back half of the season. So, he's going to continue to get better.

*(on if JC Latham is unquestionably the left tackle going forward or there's a scenario where he is moved to right tackle)*

Hard for me to make any statements about something like that. I don't know enough about the draft to make any definitive commentary on it. I just know that we're always open to adding as many good players as possible. So, take that for whatever it's worth. I don't really know what's available or what's out there, but we're always looking to add as many good players as we possibly can. And I would never essentially close the door if it meant that we could add a particular player. So yeah, I would say it's probably pretty safe to say he's the left tackle unless we change our mind is probably the best way to put it.

*(on Jaelyn Duncan possibly returning and his unluckiness getting injured early in both of his big opportunities to start)*

Yeah, that's probably the best way to put it has been bad luck for him injury-wise. Chances to play and perform and injuries have cut both those opportunities short. So yeah, I wanted to get a really good look at him playing against a really good rusher, but it just didn't work out that way. So, it's definitely nothing he can do about those things. It's not a—you can't hold it against him necessarily because of the injury thing, but yeah, certainly the opportunity in two different games to see him play extended time against good players, we haven't been able to get that look at him.

*(on their options at right tackle this week)*

Same ones as we've had. One thing I will say is I thought John Ojukwu came in there and really fought and really played well. That was good to see, see him do that. So, we'll see. I think that you might get to see some John. Obviously, we got Nick (Petit-Frere) there as well and if JC's—not JC, but JD (Jaelyn Duncan) is healthy and available, we'll see where he's at by the end of the week. But yeah, pretty much the same as it's been most of year.

*(on what leading the league in turnovers and penalties tells him about the team)*

It tells you that we make a lot of mistakes. There's a lot of things we can control penalty-wise. There's things that—the easy ones like jumping offsides on both sides of the ball. Those are things that we can control. You can't always control a holding penalty. Those are sometimes technique related, sometimes they're just how the officials see it during the game. But those are all things that




we can continue to coach and try to get better at. So those are things that I can do a better job of making sure we're emphasizing those things which we do. And then we've got to do a better job of playing cleaner football when it comes to the things that you can control in a penalty, namely the snap counts and hand placement and things like that. Those are all things that we can get better at. Turnovers, you got to protect the ball. I mean, we emphasize those things. We're going to keep emphasizing them. Obviously, we've got to find a way to do it better because it's been the worst in the league. So ultimately, those things all fall on me to make sure that that I'm doing the things that we have to do to correct them and coach them. And then there's a player responsibility part of it they got to do when it comes to performing in the game with it. So those things all tie together. But it's not good enough at any stretch and it's going to lose you a lot of games if you turn the ball over and have the penalties, if you're at the bottom of the league in both those categories.

*(on the different cornerback rotation yesterday)*

Defensively, as we went through the last game, felt like Chido (Awuzie) needed to respond and play better than he did in the game before. So (Darrell) Baker and Jarvis (Brownlee) started in the game with Roger (McCreary) being inside. And then Chido ended up coming back in the game, responded really well, understood where it was coming from. And then when he got his opportunity, really did a nice job when he came back in the game. So that was good to see. But that's all that really was.





**TENNESSEE TITANS**  
**GAME BY GAME**  
**STATISTICS**



2024 TITANS GAME-BY-GAME OFFENSIVE STATISTICS

	Sept 8 @ CHI	Sept 15 NYJ	Sept 22 GB	Sept 30 @ MIA	Oct 13 IND	Oct 20 @ BUF	Oct 27 @ DET	Nov 3 NE	Nov 19 @ LAC	Nov 17 MIN	Nov 24 @ HOU	Dec 1 @ WAS	Dec 8 JAX	Dec 15 CIN	Dec 22 @ IND	Dec 29 @ JAX	W18 HOU	2024 Totals
<b>Points</b>	17	17	14	31	17	10	14	20	17	13	32	19	6	27	30	13		297
1st Qtr	7	7	7	0	7	3	7	7	7	3	10	0	3	14	7	0		89
2nd Qtr	10	3	0	9	3	7	7	0	0	0	10	7	0	0	0	3		59
3rd Qtr	0	7	7	10	7	0	0	3	3	7	3	6	3	0	8	7		71
4th Qtr	0	0	0	12	0	0	0	7	7	3	9	6	0	13	15	3		75
Overtime	0	0	0	0	0	0	0	3	0	0	0	0	0	0	0	0		3
TDs (Ru-P-Ret)	1-1-0	1-1-0	0-2-0	2-0-0	1-1-0	0-1-0	1-1-0	0-2-0	0-2-0	0-1-0	1-2-0	0-2-0	0-0-0	2-2-0	2-2-0	0-1-0		11-21-0
PATs (M/A)	2-2	2-2	2-2	2-2	2-2	1-1	2-2	2-2	2-2	1-1	3-3	1-1	0-0	3-3	2-2	1-1		28-28
2PT Convs (M/A)	0-0	0-0	0-0	0-0	0-0	0-0	0-0	0-0	0-0	0-0	0-0	0-1	0-0	0-0	2-2	0-0		2-3
FGs (M/A)	1-1	1-1	0-0	5-5	1-1	1-1	0-0	2-2	1-2	2-2	3-3	2-2	2-2	0-0	0-1	2-2		23-25
Safeties	0	0	0	1	0	0	0	0	0	0	1	0	0	0	0	0		2
<b>First Downs</b>	16	20	18	16	16	18	23	24	19	11	19	12	17	25	18	23		295
Rushing	9	9	3	8	7	2	9	9	8	3	8	1	8	9	4	10		107
Passing	6	7	14	5	7	13	12	13	10	8	8	9	8	13	11	11		155
Penalty	1	4	1	3	2	3	2	2	1	0	3	2	1	3	3	2		33
<b>3rd Down Conv (M/A)</b>	3-14	5-12	3-9	2-12	4-11	6-16	3-11	7-16	3-9	6-15	4-14	5-12	8-16	5-8	5-11	7-14		76-200
3rd Down Conv Pct	21.43%	41.67%	33.33%	16.67%	36.36%	37.50%	27.27%	43.75%	33.33%	40.00%	28.57%	41.67%	50.00%	62.50%	45.45%	50.00%		38.00%
<b>4th Down Conv (M/A)</b>	1-2	0-1	0-1	1-1	1-1	1-2	1-2	0-1	0-0	0-2	1-1	0-1	0-3	0-0	0-0	1-2		7-20
4th Down Conv Pct	50.00%	0.00%	0.00%	100.00%	100.00%	50.00%	50.00%	0.00%	0.00%	0.00%	100.00%	0.00%	0.00%	0.00%	0.00%	50.00%		35.00%
<b>Red Zone Conv (M/A)</b>	1-2	1-4	2-2	2-3	2-2	1-3	2-4	2-5	1-3	0-1	1-1	1-2	0-2	4-4	3-3	1-2		24-43
Red Zone Conv Pct	50.00%	25.00%	100.00%	66.67%	100.00%	33.33%	50.00%	40.00%	33.33%	0.00%	100.00%	50.00%	0.00%	100.00%	100.00%	50.00%		55.81%
<b>Goal to Go Conv (M/A)</b>	1-1	1-3	1-1	2-3	1-1	0-0	1-2	2-4	0-0	0-0	0-0	0-0	0-1	2-2	2-2	0-0		13-20
Goal to Go Conv Pct	100.00%	33.33%	100.00%	66.67%	100.00%	0.00%	50.00%	50.00%	0.00%	0.00%	0.00%	0.00%	0.00%	100.00%	100.00%	0.00%		65.00%
<b>Total Net Yards</b>	244	300	237	244	241	289	416	400	289	294	369	245	272	374	307	337		4858
Total Off. Plays	61	60	53	62	55	67	71	73	51	55	66	50	62	65	57	64		972
Avg. Gain Per Play	4.0	5.0	4.5	3.9	4.4	4.3	5.9	5.5	5.7	5.3	5.6	4.9	4.4	5.8	5.4	5.3		5.0
<b>Net Yards Rushing</b>	140	130	33	142	146	89	158	167	132	33	132	35	126	83	65	159		1770
Total Rushing Plays	26	28	11	40	28	24	32	39	21	19	33	11	28	26	22	30		418
Avg. Gain Per Rush	5.4	4.6	3.0	3.6	5.2	3.7	4.9	4.3	6.3	1.7	4.0	3.2	4.5	3.2	3.0	5.3		4.2
<b>Net Yards Passing</b>	104	170	204	102	95	200	258	233	157	261	237	210	146	291	242	178		3088
Times Sacked	3	4	8	1	0	3	1	1	7	5	8	2	2	1	1	3		50
Yards Lost on Sacks	23	22	56	8	0	15	8	7	18	34	41	2	22	7	10	15		288
Gross Yards Passing	127	192	260	110	95	215	266	240	175	295	278	212	168	298	252	193		3376
Pass Attempts	32	28	34	21	27	40	38	33	23	31	25	37	32	38	34	31		504
Pass Completions	19	19	26	12	16	25	22	20	18	17	18	18	19	29	23	19		320
Completion Pct	59.38%	67.86%	76.47%	57.14%	59.26%	62.50%	57.89%	60.61%	78.26%	54.84%	72.00%	48.65%	59.38%	76.32%	67.65%	61.29%		63.49%
Avg. Gain Per Pass	3.0	5.3	4.9	4.6	3.5	4.7	6.6	6.9	5.2	7.3	7.2	5.4	4.3	7.5	6.9	5.2		5.6
Interceptions	2	1	2	1	1	1	2	1	0	1	1	0	0	4	3	1		21
<b>Fumbles / Fum. Lost</b>	1-1	1-1	1-1	0-0	1-0	4-1	3-2	3-0	1-0	0-0	3-2	3-2	1-0	2-2	0-0	2-0		26-12
<b>Penalties</b>	8	5	2	8	11	8	8	10	9	13	6	12	4	12	4	5		125
PenaltyYards	50	45	15	69	113	52	60	67	68	91	35	93	25	110	35	34		962
<b>Punts</b>	6	5	4	5	5	5	6	5	4	5	5	4	3	1	4	3		70
Gross Punting Average	44.7	45.2	46.8	41.8	57.8	53.2	49.3	46.6	53.5	48.2	50.0	53.3	47.7	67.0	55.3	49.7		49.6
Touchbacks	0	0	0	1	1	0	0	1	0	1	0	1	0	0	1	1		7
Inside20	1	1	1	2	0	0	2	2	3	1	2	0	3	0	1	1		20
Punts Blocked	1	1	0	0	0	0	0	0	0	0	0	0	0	0	0	0		2
Net Punting Average	34.0	38.2	43.0	32.4	40.4	42.0	17.7	28.8	50.0	40.8	45.2	43.8	45.0	52.0	45.8	40.0		38.4
<b>Punt Returns</b>	4	5	2	3	2	2	3	1	0	2	3	1	1	0	3	1		33
Punt Return Yards	30	37	24	40	9	8	24	7	0	26	2	8	6	0	23	9		253
Punt Return Avg.	7.5	7.4	12.0	13.3	4.5	4.0	8.0	7.0	0.0	13.0	0.7	8.0	6.0	0.0	7.7	9.0		7.7
Fair Catches	1	1	0	0	0	0	1	0	2	0	2	0	2	1	1	0		11
<b>Kickoff Returns</b>	5	2	3	1	0	2	1	2	3	1	3	6	2	1	2	3		37
Kickoff Return Yards	127	52	84	21	0	55	29	47	87	23	91	138	58	20	69	67		968
Kickoff Return Avg.	25.4	26.0	28.0	21.0	0.0	27.5	29.0	23.5	29.0	23.0	30.3	23.0	29.0	20.0	34.5	22.3		26.2
<b>Time of Possession</b>	34:53	29:57	27:32	34:52	30:32	32:46	35:37	38:44	29:01	27:29	34:29	19:47	31:44	31:29	26:59	30:40		30:47
Turnover Ratio	-2	-2	-3	0	0	-2	-4	+2	0	0	-1	-1	+2	-2	-2	-1		-16

2024 TITANS GAME-BY-GAME DEFENSIVE STATISTICS

	Sept 8 @ CHI	Sept 15 NYJ	Sept 22 GB	Sept 30 @ MIA	Oct 13 IND	Oct 20 @ BUF	Oct 27 @ DET	Nov 3 NE	Nov 19 @ LAC	Nov 17 MIN	Nov 24 @ HOU	Dec 1 @ WAS	Dec 8 JAX	Dec 15 CIN	Dec 22 @ IND	Dec 29 @ JAX	W/18 HOU	2024 Totals
<b>Points</b>	24	24	30	12	20	34	52	17	27	23	27	42	10	37	38	20		437
1st Qtr	0	0	17	0	7	0	14	0	3	7	7	21	0	7	0	3		86
2nd Qtr	3	7	3	3	3	7	21	3	10	9	10	7	0	17	24	10		137
3rd Qtr	7	10	7	3	0	10	17	7	7	7	7	0	0	7	14	0		103
4th Qtr	14	7	3	6	10	17	0	7	7	0	3	14	10	6	0	7		111
Overtime	0	0	0	0	0	0	0	0	0	0	0	0	0	0	0	0		0
TDs (Ru-P-Ret)	0-0-2	1-2-0	1-1-1	1-0-0	0-2-0	2-2-0	2-4-1	1-1-0	2-1-0	1-2-0	0-2-1	3-3-0	1-0-0	1-3-1	4-1-0	0-2-0		20-26-6
PATs (M/A)	1-1	3-3	3-3	0-0	2-2	4-4	7-7	2-2	3-3	2-3	3-3	6-6	1-1	4-5	5-5	2-2		48-50
2PT Convs (M/A)	1-1	0-0	0-0	0-1	0-0	0-0	0-0	0-0	0-0	0-0	0-0	0-0	0-0	0-0	0-0	0-0		1-2
FGs (M/A)	3-3	1-1	3-3	2-2	2-2	2-2	1-1	1-2	2-2	1-1	2-3	0-2	1-1	1-1	1-2	2-2		25-30
Safeties	0	0	0	0	0	0	0	0	0	0	0	0	0	0	0	0		0
<b>First Downs</b>	11	16	16	13	20	18	17	20	23	24	12	29	16	24	19	18		296
Rushing	6	6	9	6	4	3	5	7	11	5	0	13	5	9	12	9		110
Passing	5	9	6	4	11	14	9	10	8	12	11	12	11	12	6	9		149
Penalty	0	1	1	3	5	1	3	3	4	7	1	4	0	3	1	0		37
<b>3rd Down Conv (M/A)</b>	2-13	5-12	5-14	2-12	7-15	3-10	3-9	3-11	4-10	5-14	3-13	9-14	6-13	10-13	8-15	8-13		83-201
3rd Down Conv Pct	15.38%	41.67%	35.71%	16.67%	46.67%	30.00%	33.33%	27.27%	40.00%	35.71%	23.08%	64.29%	46.15%	76.92%	53.33%	61.54%		41.29%
<b>4th Down Conv (M/A)</b>	2-2	0-0	0-0	1-3	1-1	0-0	0-0	1-1	1-1	0-0	0-0	1-1	1-1	0-0	1-1	0-0		9-11
4th Down Conv Pct	100.00%	0.00%	0.00%	33.33%	100.00%	0.00%	0.00%	100.00%	100.00%	0.00%	0.00%	100.00%	100.00%	0.00%	100.00%	0.00%		81.82%
<b>Red Zone Conv (M/A)</b>	0-1	1-2	1-3	1-1	1-3	4-6	5-5	2-2	3-5	2-2	2-4	5-7	1-2	3-5	2-3	2-2		35-53
Red Zone Conv Pct	0.00%	50.00%	33.33%	100.00%	33.33%	66.67%	100.00%	100.00%	60.00%	100.00%	50.00%	71.43%	50.00%	60.00%	66.67%	100.00%		66.04%
<b>Goal to Go Conv (M/A)</b>	0-1	0-0	1-2	1-1	0-1	1-1	4-4	2-2	1-2	2-2	0-1	3-3	0-0	3-5	1-1	1-1		21-28
Goal to Go Conv Pct	0.00%	0.00%	50.00%	100.00%	0.00%	100.00%	100.00%	100.00%	50.00%	100.00%	0.00%	100.00%	0.00%	60.00%	100.00%	100.00%		75.00%
<b>Total Net Yards</b>	148	265	378	184	269	389	225	295	309	318	260	463	291	370	458	295		4917
Total Off. Plays	53	56	59	54	66	54	47	65	57	67	54	77	58	64	62	57		950
Avg. Gain Per Play	2.8	4.7	6.4	3.4	4.1	7.2	4.8	4.5	5.4	4.7	4.8	6.0	5.0	5.8	7.4	5.2		5.2
<b>Net Yards Rushing</b>	84	101	188	106	80	74	164	110	145	82	40	267	71	101	335	122		2070
Total Rushing Plays	22	24	37	30	28	20	24	20	39	33	17	45	26	26	50	33		474
Avg. Gain Per Rush	3.8	4.2	5.1	3.5	2.9	3.7	6.8	5.5	3.7	2.5	2.4	5.9	2.7	3.9	6.7	3.7		4.4
<b>Net Yards Passing</b>	64	164	190	78	189	315	61	185	164	236	220	196	220	269	123	173		2847
Times Sacked	2	2	3	2	0	1	4	4	0	2	4	2	1	1	1	2		31
Yards Lost on Sacks	29	12	12	18	0	8	33	21	0	10	27	10	0	2	8	1		191
Gross Yards Passing	93	176	202	96	189	323	94	206	164	246	247	206	220	271	131	174		3038
Pass Attempts	29	30	19	22	38	33	19	41	18	32	33	30	31	37	11	22		445
Pass Completions	14	18	13	14	22	21	15	29	14	20	20	25	23	26	7	15		296
Completion Pct	48.28%	60.00%	68.42%	63.64%	57.89%	63.64%	78.95%	70.73%	77.78%	62.50%	60.61%	83.33%	74.19%	70.27%	63.64%	68.18%		66.52%
Avg. Gain Per Pass	2.1	5.1	8.6	3.3	5.0	9.3	2.7	4.1	9.1	6.9	5.9	6.1	6.9	7.1	10.3	7.2		6.0
Interceptions	0	0	0	0	1	0	0	2	0	0	2	1	2	2	1	0		11
<b>Fumbles / Fum. Lost</b>	3-1	0-0	0-0	1-1	0-0	1-0	2-0	2-1	0-0	2-1	0-0	1-0	0-0	2-2	0-0	0-0		14-6
<b>Penalties</b>	7	7	10	10	5	5	3	8	5	3	11	7	5	14	7	7		114
PenaltyYards	55	70	75	98	40	29	58	30	35	81	65	39	113	62	50			940
<b>Punts</b>	6	6	5	5	5	5	5	4	3	5	5	1	4	1	4	3		67
Gross Punting Average	45.0	50.3	48.8	47.6	54.2	39.4	61.0	42.3	38.7	44.4	48.0	52.0	49.5	36.0	47.3	43.3		47.4
Touchbacks	1	0	2	0	1	1	0	0	0	1	0	0	0	0	0	0		6
Inside20	3	2	0	0	3	1	3	1	1	3	4	0	1	1	1	1		25
Punts Blocked	0	0	0	0	0	0	0	0	0	0	0	0	0	0	0	0		0
Net Punting Average	36.7	44.2	36.0	39.6	48.4	33.8	56.2	40.5	38.7	35.2	47.6	44.0	48.0	36.0	41.5	40.3		41.9
<b>Punt Returns</b>	5	3	2	1	4	5	5	2	2	2	5	3	2	1	2	1		45
Punt Return Yards	64	35	15	27	67	56	190	69	14	17	24	18	8	15	18	9		646
Punt Return Avg.	12.8	11.7	7.5	27.0	16.8	11.2	38.0	34.5	7.0	8.5	4.8	6.0	4.0	15.0	9.0	9.0		14.4
Fair Catches	0	1	2	1	0	0	1	1	1	1	0	0	1	0	0	0		9
<b>Kickoff Returns</b>	2	2	0	0	1	1	1	0	1	1	4	4	2	1	4	2		26
Kickoff Return Yards	67	57	0	0	27	27	72	0	56	35	147	90	34	32	127	62		833
Kickoff Return Avg.	33.5	28.5	0.0	0.0	27.0	27.0	72.0	0.0	56.0	35.0	36.8	22.5	17.0	32.0	31.8	31.0		32.0
<b>Time of Possession</b>	25:07	30:03	32:28	25:08	29:28	27:14	24:23	29:09	30:59	32:31	25:31	40:13	28:16	28:31	33:01	29:20		29:13









## 2024 TENNESSEE TITANS INDIVIDUAL GAME-BY-GAME PASSING STATISTICS

WILL LEVIS (QB)																	
Date	Opp	W-L	GP / GS	PASSING													
				Att	Cmp	Pct	Yds	Yd/Att	TD	TD%	Int	Int%	Lg	Sk	Yds	Rat	
Sept 8	@ CHI	L	S	32	19	59.4	127	4.0	1	3.1	2	6.3	22	3	23	52.5	
Sept 15	NYJ	L	S	28	19	67.9	192	6.9	1	3.6	1	3.6	40t	4	22	84.2	
Sept 22	GB	L	S	34	26	76.5	260	7.6	2	5.9	2	5.9	29	8	56	92.8	
Sept 30	@ MIA	W	S	4	3	75.0	25	6.3	0	0.0	1	25.0	16	0	0	51.0	
Oct 13	IND	L	S	27	16	59.3	95	3.5	1	3.7	1	3.7	23	0	0	63.0	
Oct 20	@ BUF	L	IA	0	0	-	0	-	0	-	0	-	0	0	0	-	
Oct 27	@ DET	L	IA	0	0	-	0	-	0	-	0	-	0	0	0	-	
Nov 3	NE	W	IA	0	0	-	0	-	0	-	0	-	0	0	0	-	
Nov 10	@ LAC	L	S	23	18	78.3	175	7.6	2	8.7	0	0.0	41t	7	18	127.4	
Nov 17	MIN	L	S	31	17	54.8	295	9.5	1	3.2	1	3.2	98t	5	34	84.7	
Nov 24	@ HOU	W	S	24	18	75.0	278	11.6	2	8.3	1	4.2	70t	8	41	123.3	
Dec 1	@ WAS	L	S	37	18	48.6	212	5.7	2	5.4	0	0.0	30	2	2	84.5	
Dec 8	JAX	L	S	32	19	59.4	168	5.3	0	0.0	0	0.0	30	2	22	73.4	
Dec 15	CIN	L	S	12	8	66.7	89	7.4	0	0.0	3	25.0	40	1	7	49.0	
Dec 22	@ IND	L	DNP	0	0	-	0	-	0	-	0	-	0	0	0	-	
Dec 29	@ JAX	L	DNP	0	0	-	0	-	0	-	0	-	0	0	0	-	
W18	HOU	0	0	0	0	-	0	-	0	-	0	-	0	0	0	-	
<b>2024 Totals</b>		<b>3-13</b>	<b>11 / 11</b>	<b>284</b>	<b>181</b>	<b>63.7</b>	<b>1,916</b>	<b>6.7</b>	<b>12</b>	<b>4.2</b>	<b>12</b>	<b>4.2</b>	<b>98t</b>	<b>40</b>	<b>225</b>	<b>79.8</b>	

MASON RUDOLPH (QB)																	
Date	Opp	W-L	GP / GS	PASSING													
				Att	Cmp	Pct	Yds	Yd/Att	TD	TD%	Int	Int%	Lg	Sk	Yds	Rat	
Sept 8	@ CHI	L	DNP	0	0	-	0	-	0	-	0	-	0	0	0	-	
Sept 15	NYJ	L	DNP	0	0	-	0	-	0	-	0	-	0	0	0	-	
Sept 22	GB	L	DNP	0	0	-	0	-	0	-	0	-	0	0	0	-	
Sept 30	@ MIA	W	p	17	9	52.9	85	5.0	0	0.0	0	0.0	27	1	8	67.0	
Oct 13	IND	L	DNP	0	0	-	0	-	0	-	0	-	0	0	0	-	
Oct 20	@ BUF	L	S	40	25	62.5	215	5.4	1	2.5	1	2.5	26	3	15	74.5	
Oct 27	@ DET	L	S	38	22	57.9	266	7.0	1	2.6	2	5.3	47	1	8	66.3	
Nov 3	NE	W	S	33	20	60.6	240	7.3	2	6.1	1	3.0	25	1	7	90.5	
Nov 10	@ LAC	L	DNP	0	0	-	0	-	0	-	0	-	0	0	0	-	
Nov 17	MIN	L	DNP	0	0	-	0	-	0	-	0	-	0	0	0	-	
Nov 24	@ HOU	W	DNP	0	0	-	0	-	0	-	0	-	0	0	0	-	
Dec 1	@ WAS	L	DNP	0	0	-	0	-	0	-	0	-	0	0	0	-	
Dec 8	JAX	L	DNP	0	0	-	0	-	0	-	0	-	0	0	0	-	
Dec 15	CIN	L	p	26	21	80.8	209	8.0	2	7.7	1	3.8	43	0	0	109.8	
Dec 22	@ IND	L	S	34	23	67.6	252	7.4	2	5.9	3	8.8	38t	1	10	72.2	
Dec 29	@ JAX	L	S	31	19	61.3	193	6.2	1	3.2	1	3.2	24	3	15	76.4	
W18	HOU	0	0	0	0	-	0	-	0	-	0	-	0	0	0	-	
<b>2024 Totals</b>		<b>3-13</b>	<b>7 / 5</b>	<b>219</b>	<b>139</b>	<b>63.5</b>	<b>1,460</b>	<b>6.7</b>	<b>9</b>	<b>4.1</b>	<b>9</b>	<b>4.1</b>	<b>47</b>	<b>10</b>	<b>63</b>	<b>79.3</b>	

**Other passers: T. Boyd** - (1 pass att. @ HOU, 11/24)

## 2024 TENNESSEE TITANS INDIVIDUAL GAME-BY-GAME RUSHING STATISTICS

JULIUS CHESTNUT (RB)								TONY POLLARD (RB)							
RUSHING								RUSHING							
Date	Opp	GP / GS	Att	Yds	Avg	Lg	TD	Date	Opp	GP / GS	Att	Yds	Avg	Lg	TD
Sept 8	@ CHI	p	0	0	-	0	0	Sept 8	@ CHI	S	16	82	5.1	26t	1
Sept 15	NYJ	p	0	0	-	0	0	Sept 15	NYJ	S	17	62	3.6	15	0
Sept 22	GB	p	0	0	-	0	0	Sept 22	GB	S	6	14	2.3	4	0
Sept 30	@ MIA	p	0	0	-	0	0	Sept 30	@ MIA	S	22	88	4.0	41	1
Oct 13	IND	p	1	2	2.0	2	0	Oct 13	IND	S	17	93	5.5	23	1
Oct 20	@ BUF	p	3	15	5.0	8	0	Oct 20	@ BUF	S	16	61	3.8	14	0
Oct 27	@ DET	p	7	32	4.6	9	0	Oct 27	@ DET	S	20	94	4.7	17	0
Nov 3	NE	p	5	22	4.4	12	0	Nov 3	NE	S	28	128	4.6	32	0
Nov 10	@ LAC	p	0	0	-	0	0	Nov 10	@ LAC	S	9	44	4.9	15	0
Nov 17	MIN	p	0	0	-	0	0	Nov 17	MIN	S	9	15	1.7	4	0
Nov 24	@ HOU	p	1	3	3.0	3	0	Nov 24	@ HOU	S	24	119	5.0	27	1
Dec 1	@ WAS	p	0	0	-	0	0	Dec 1	@ WAS	S	8	35	4.4	7	0
Dec 8	JAX	p	0	0	-	0	0	Dec 8	JAX	S	21	102	4.9	21	0
Dec 15	CIN	p	0	0	-	0	0	Dec 15	CIN	S	17	45	2.6	15	1
Dec 22	@ IND	p	0	0	-	0	0	Dec 22	@ IND	S	8	35	4.375	17	0
Dec 29	@ JAX	p	3	17	5.7	9	0	Dec 29	@ JAX	IA	0	0	-	0	0
W18	HOU	0	0	0	-	0	0	W18	HOU	0	0	0	-	0	0
<b>2024 Totals</b>		<b>16 / 0</b>	<b>20</b>	<b>91</b>	<b>4.6</b>	<b>12</b>	<b>0</b>	<b>2024 Totals</b>		<b>15 / 15</b>	<b>238</b>	<b>1017</b>	<b>4.3</b>	<b>41</b>	<b>5</b>

TYJAE SPEARS (RB)								WILL LEVIS (QB)							
RUSHING								RUSHING							
Date	Opp	GP / GS	Att	Yds	Avg	Lg	TD	Date	Opp	GP / GS	Att	Yds	Avg	Lg	TD
Sept 8	@ CHI	p	4	21	5.3	11	0	Sept 8	@ CHI	S	4	36	9.0	15	0
Sept 15	NYJ	p	6	20	3.3	7	0	Sept 15	NYJ	S	4	38	9.5	21	0
Sept 22	GB	p	2	7	3.5	6	0	Sept 22	GB	S	3	12	4.0	8	0
Sept 30	@ MIA	p	15	39	2.6	9	1	Sept 30	@ MIA	S	2	5	2.5	3	0
Oct 13	IND	p	6	27	4.5	10	0	Oct 13	IND	S	3	15	5.0	7	0
Oct 20	@ BUF	IA	0	0	-	0	0	Oct 20	@ BUF	IA	0	0	-	0	0
Oct 27	@ DET	IA	0	0	-	0	0	Oct 27	@ DET	IA	0	0	-	0	0
Nov 3	NE	IA	0	0	-	0	0	Nov 3	NE	IA	0	0	-	0	0
Nov 10	@ LAC	p	7	47	6.7	19	0	Nov 10	@ LAC	S	5	41	8.2	12	0
Nov 17	MIN	p	3	0	0.0	4	0	Nov 17	MIN	S	7	18	2.6	10	0
Nov 24	@ HOU	IA	0	0	-	0	0	Nov 24	@ HOU	S	8	10	1.3	6	0
Dec 1	@ WAS	p	1	3	3.0	3	0	Dec 1	@ WAS	S	2	-3	-1.5	0	0
Dec 8	JAX	p	6	21	3.5	8	0	Dec 8	JAX	S	1	3	3.0	3	0
Dec 15	CIN	p	4	5	1.3	6	1	Dec 15	CIN	S	2	0	0.0	2	0
Dec 22	@ IND	p	10	27	2.7	11t	2	Dec 22	@ IND	DNP	0	0	-	0	0
Dec 29	@ JAX	S	20	95	4.8	23	0	Dec 29	@ JAX	DNP	0	0	-	0	0
W18	HOU	0	0	0	-	0	0	W18	HOU	0	0	0	-	0	0
<b>2024 Totals</b>		<b>12 / 1</b>	<b>84</b>	<b>312</b>	<b>3.7</b>	<b>23</b>	<b>4</b>	<b>2024 Totals</b>		<b>11 / 11</b>	<b>41</b>	<b>175</b>	<b>4.3</b>	<b>21</b>	<b>0</b>

CALVIN RIDLEY (WR)								MASON RUDOLPH (QB)							
RUSHING								RUSHING							
Date	Opp	GP / GS	Att	Yds	Avg	Lg	TD	Date	Opp	0	0	0	0	0	
Sept 8	@ CHI	S	0	0	-	0	0	Sept 8	@ CHI	DNP	0	0	-	0	0
Sept 15	NYJ	S	1	10	10.0	10t	1	Sept 15	NYJ	DNP	0	0	-	0	0
Sept 22	GB	p	0	0	-	0	0	Sept 22	GB	DNP	0	0	-	0	0
Sept 30	@ MIA	S	1	10	10.0	10	0	Sept 30	@ MIA	p	0	0	-	0	0
Oct 13	IND	S	1	9	9.0	9	0	Oct 13	IND	DNP	0	0	-	0	0
Oct 20	@ BUF	S	0	0	-	0	0	Oct 20	@ BUF	S	5	13	2.6	8	0
Oct 27	@ DET	S	1	3	3.0	3	0	Oct 27	@ DET	S	4	29	7.3	14	1
Nov 3	NE	S	0	0	-	0	0	Nov 3	NE	S	4	19	4.8	13	0
Nov 10	@ LAC	S	0	0	-	0	0	Nov 10	@ LAC	DNP	0	0	-	0	0
Nov 17	MIN	S	0	0	-	0	0	Nov 17	MIN	DNP	0	0	-	0	0
Nov 24	@ HOU	S	0	0	-	0	0	Nov 24	@ HOU	DNP	0	0	-	0	0
Dec 1	@ WAS	S	0	0	-	0	0	Dec 1	@ WAS	DNP	0	0	-	0	0
Dec 8	JAX	p	0	0	-	0	0	Dec 8	JAX	DNP	0	0	-	0	0
Dec 15	CIN	p	1	19	19	19	0	Dec 15	CIN	p	2	14	7.0	12	0
Dec 22	@ IND	S	0	0	-	0	0	Dec 22	@ IND	S	4	3	0.8	3	0
Dec 29	@ JAX	S	1	7	7.0	7	0	Dec 29	@ JAX	S	5	23	4.6	7	0
W18	HOU	0	0	0	-	0	0	W18	HOU	0	0	0	-	0	0
<b>2024 Totals</b>		<b>16 / 13</b>	<b>6</b>	<b>58</b>	<b>9.7</b>	<b>19</b>	<b>1</b>	<b>2024 Totals</b>		<b>7 / 5</b>	<b>24</b>	<b>101</b>	<b>4.2</b>	<b>14</b>	<b>1</b>

Other rushers: **T. Boyd** (1 att, 3 yds vs. NE, 11/3) **T. Burks** (2 att., 1 yd @ CHI, 9/8), **J. Jackson** (1 att, -5 yds vs. NE, 11/3), **C. Okonkwo** (1 att., 17 yards at JAX, 12/29)



## 2024 TENNESSEE TITANS INDIVIDUAL GAME-BY-GAME PUNTING

### RYAN STONEHOUSE (P)

			PUNTING											
Date	Opp	GP / GS	No.	Yds	Avg	Ret	Yds	R Avg	TB	In	Lg	Blk	Net	
Sept 8	@ CHI	p	5	268	53.6	5	64	12.8	0	1	59	1	34.0	
Sept 15	NYJ	p	4	226	56.5	3	35	11.7	0	1	63	1	38.2	
Sept 22	GB	p	4	187	46.8	2	15	7.5	0	1	57	0	43.0	
Sept 30	@ MIA	p	5	209	41.8	1	27	27.0	1	2	64	0	32.4	
Oct 13	IND	p	5	289	57.8	4	67	16.8	1	0	75	0	40.4	
Oct 20	@ BUF	p	5	266	53.2	5	56	11.2	0	0	62	0	42.0	
Oct 27	@ DET	p	6	296	49.3	5	190	38.0	0	2	62	0	17.7	
Nov 3	NE	p	5	233	46.6	2	69	34.5	1	2	58	0	28.8	
Nov 10	@ LAC	p	4	214	53.5	2	14	7.0	0	3	58	0	50.0	
Nov 17	MIN	p	5	241	48.2	2	17	8.5	1	1	62	0	40.8	
Nov 24	@ HOU	p	5	250	50.0	5	24	4.8	0	2	62	0	45.2	
Dec 1	@ WAS	p	4	213	53.3	3	18	6.0	1	0	58	0	43.8	
Dec 8	JAX	p	3	143	47.7	2	8	4.0	0	3	52	0	45.0	
Dec 15	CIN	p	1	67	67.0	1	15	15.0	0	0	67	0	52.0	
Dec 22	@ IND	p	4	221	55.3	2	18	9.0	1	1	61	0	45.8	
Dec 29	@ JAX	p	3	149	49.7	1	9	9.0	1	1	61	0	40.0	
W18	HOU	0	0	0	-	0	0	-	0	0	0	0	-	
2024 Totals		16 / 0	68	3,472	51.1	45	646	14.4	7	20	75	2	38.4	

Other Punters: (none)

2024 TENNESSEE TITANS INDIVIDUAL GAME-BY-GAME RECEIVING STATISTICS

TYLER BOYD (WR)										TREYLON BURKS (WR)									
RECEIVING										RECEIVING									
Date	Opp	GP / GS	No	Yds	Avg	Lg	TD	Date	Opp	GP / GS	No	Yds	Avg	Lg	TD				
Sept 8	@ CHI	S	3	18	6.0	11	0	Sept 8	@ CHI	p	1	2	2.0	2	0				
Sept 15	NYJ	S	2	26	13.0	17	0	Sept 15	NYJ	p	0	0	-	0	0				
Sept 22	GB	p	3	33	11.0	20	0	Sept 22	GB	S	1	9	9.0	9	0				
Sept 30	@ MIA	S	2	31	15.5	27	0	Sept 30	@ MIA	S	1	13	13.0	13	0				
Oct 13	IND	S	3	19	6.3	8	0	Oct 13	IND	p	1	10	10.0	10	0				
Oct 20	@ BUF	p	5	43	8.6	12	0	Oct 20	@ BUF	0	0	0	-	0	0				
Oct 27	@ DET	p	3	14	4.7	5	0	Oct 27	@ DET	0	0	0	-	0	0				
Nov 3	NE	p	0	0	-	0	0	Nov 3	NE	0	0	0	-	0	0				
Nov 10	@ LAC	S	0	0	-	0	0	Nov 10	@ LAC	0	0	0	-	0	0				
Nov 17	MIN	S	2	34	17.0	30	0	Nov 17	MIN	0	0	0	-	0	0				
Nov 24	@ HOU	S	6	55	9.2	0	0	Nov 24	@ HOU	0	0	0	-	0	0				
Dec 1	@ WAS	S	3	37	12.3	16	0	Dec 1	@ WAS	0	0	0	-	0	0				
Dec 8	JAX	p	1	7	7.0	7	0	Dec 8	JAX	0	0	0	-	0	0				
Dec 15	CIN	p	2	39	19.5	40	0	Dec 15	CIN	0	0	0	-	0	0				
Dec 22	@ IND	p	2	20	10.0	14	0	Dec 22	@ IND	0	0	0	-	0	0				
Dec 29	@ JAX	p	2	14	7.0	7	0	Dec 29	@ JAX	0	0	0	-	0	0				
W18	HOU	0	0	0	-	0	0	W18	HOU	0	0	0	-	0	0				
<b>2024 Totals</b>	<b>16 / 8</b>		<b>39</b>	<b>390</b>	<b>10.0</b>	<b>40</b>	<b>0</b>	<b>2024 Totals</b>	<b>5 / 2</b>		<b>4</b>	<b>34</b>	<b>8.5</b>	<b>13</b>	<b>0</b>				

JULIUS CHESTNUT (RB)										JOSHUA KELLEY (RB)									
RECEIVING										RECEIVING									
Date	Opp	GP / GS	No	Yds	Avg	Lg	TD	Date	Opp	GP / GS	No	Yds	Avg	Lg	TD				
Sept 8	@ CHI	p	0	0	-	0	0	Sept 8	@ CHI										
Sept 15	NYJ	p	0	0	-	0	0	Sept 15	NYJ										
Sept 22	GB	p	0	0	-	0	0	Sept 22	GB										
Sept 30	@ MIA	p	0	0	-	0	0	Sept 30	@ MIA										
Oct 13	IND	p	0	0	-	0	0	Oct 13	IND										
Oct 20	@ BUF	p	1	9	9.0	9	0	Oct 20	@ BUF	PS	0	0	-	0	0				
Oct 27	@ DET	p	0	0	-	0	0	Oct 27	@ DET	DNP	0	0	-	0	0				
Nov 3	NE	p	0	0	-	0	0	Nov 3	NE	p	0	0	-	0	0				
Nov 10	@ LAC	p	0	0	-	0	0	Nov 10	@ LAC	IA	0	0	-	0	0				
Nov 17	MIN	p	0	0	-	0	0	Nov 17	MIN	IA	0	0	-	0	0				
Nov 24	@ HOU	p	1	2	2.0	2	0	Nov 24	@ HOU	p	0	0	-	0	0				
Dec 1	@ WAS	p	0	0	-	0	0	Dec 1	@ WAS	IA	0	0	-	0	0				
Dec 8	JAX	p	0	0	-	0	0	Dec 8	JAX	IA	0	0	-	0	0				
Dec 15	CIN	p	0	0	-	0	0	Dec 15	CIN	IA	0	0	-	0	0				
Dec 22	@ IND	p	0	0	-	0	0	Dec 22	@ IND	IA	0	0	-	0	0				
Dec 29	@ JAX	p	0	0	-	0	0	Dec 29	@ JAX	DNP	0	0	-	0	0				
W18	HOU	0	0	0	-	0	0	W18	HOU	0	0	0	-	0	0				
<b>2024 Totals</b>	<b>16 / 0</b>		<b>2</b>	<b>11</b>	<b>5.5</b>	<b>9</b>	<b>0</b>	<b>2024 Totals</b>	<b>2 / 0</b>		<b>0</b>	<b>0</b>	<b>-</b>	<b>0</b>	<b>0</b>				

JHA'QUAN JACKSON (WR)										DAVID MARTIN-ROBINSON (TE)									
RECEIVING										RECEIVING									
Date	Opp	GP / GS	No	Yds	Avg	Lg	TD	Date	Opp	GP / GS	No	Yds	Avg	Lg	TD				
Sept 8	@ CHI	p	0	0	-	0	0	Sept 8	@ CHI	IA	0	0	-	0	0				
Sept 15	NYJ	p	0	0	-	0	0	Sept 15	NYJ	IA	0	0	-	0	0				
Sept 22	GB	p	0	0	-	0	0	Sept 22	GB	IA	0	0	-	0	0				
Sept 30	@ MIA	p	0	0	-	0	0	Sept 30	@ MIA	IA	0	0	-	0	0				
Oct 13	IND	p	0	0	-	0	0	Oct 13	IND	IA	0	0	-	0	0				
Oct 20	@ BUF	p	0	0	-	0	0	Oct 20	@ BUF	IA	0	0	-	0	0				
Oct 27	@ DET	p	0	0	-	0	0	Oct 27	@ DET	IA	0	0	-	0	0				
Nov 3	NE	p	1	8	8.0	8	0	Nov 3	NE	IA	0	0	-	0	0				
Nov 10	@ LAC	p	0	0	-	0	0	Nov 10	@ LAC	IA	0	0	-	0	0				
Nov 17	MIN	p	0	0	-	0	0	Nov 17	MIN	IA	0	0	-	0	0				
Nov 24	@ HOU	p	0	0	-	0	0	Nov 24	@ HOU	IA	0	0	-	0	0				
Dec 1	@ WAS	p	0	0	-	0	0	Dec 1	@ WAS	IA	0	0	-	0	0				
Dec 8	JAX	IA	0	0	-	0	0	Dec 8	JAX	p	0	0	-	0	0				
Dec 15	CIN	IA	0	0	-	0	0	Dec 15	CIN	p	0	0	-	0	0				
Dec 22	@ IND	IA	0	0	-	0	0	Dec 22	@ IND	p	1	6	6.0	6	0				
Dec 29	@ JAX	IA	0	0	-	0	0	Dec 29	@ JAX	S	0	0	-	0	0				
W18	HOU	0	0	0	-	0	0	W18	HOU	0	0	0	-	0	0				
<b>2024 Totals</b>	<b>12 / 0</b>		<b>1</b>	<b>8</b>	<b>8.0</b>	<b>8</b>	<b>0</b>	<b>2024 Totals</b>	<b>4 / 1</b>		<b>1</b>	<b>6</b>	<b>6.0</b>	<b>6</b>	<b>0</b>				

CHIG OKONKWO (TE)										BRYCE OLIVER (WR)									
RECEIVING										RECEIVING									
Date	Opp	GP / GS	No	Yds	Avg	Lg	TD	Date	Opp	GP / GS	No	Yds	Avg	Lg	TD				
Sept 8	@ CHI	S	2	15	7.5	17t	1	Sept 8	@ CHI	PS	0	0	-	0	0				
Sept 15	NYJ	S	3	16	5.3	8	0	Sept 15	NYJ	PS	0	0	-	0	0				
Sept 22	GB	p	2	15	7.5	8	0	Sept 22	GB	PS	0	0	-	0	0				
Sept 30	@ MIA	S	1	5	5.0	5	0	Sept 30	@ MIA	PS	0	0	-	0	0				
Oct 13	IND	p	3	6	2.0	5	0	Oct 13	IND	PS	0	0	-	0	0				
Oct 20	@ BUF	p	4	50	12.5	26	0	Oct 20	@ BUF	PS	0	0	-	0	0				
Oct 27	@ DET	p	2	14	7.0	18	0	Oct 27	@ DET	PS	0	0	-	0	0				
Nov 3	NE	S	3	38	12.7	21	0	Nov 3	NE	S	0	0	-	0	0				
Nov 10	@ LAC	p	1	14	14.0	14	0	Nov 10	@ LAC	p	2	23	11.5	19	0				
Nov 17	MIN	S	2	19	9.5	12	0	Nov 17	MIN	p	1	33	33.0	33	0				
Nov 24	@ HOU	S	1	70	70.0	70t	1	Nov 24	@ HOU	p	0	0	-	0	0				
Dec 1	@ WAS	p	3	27	9.0	14	0	Dec 1	@ WAS	p	0	0	-	0	0				
Dec 8	JAX	S	3	8	2.7	10	0	Dec 8	JAX	p	1	16	16.0	16	0				
Dec 15	CIN	S	8	59	7.4	12	0	Dec 15	CIN	p	1	8	8.0	8	0				
Dec 22	@ IND	S	9	81	9.0	22	0	Dec 22	@ IND	p	0	0	-	0	0				
Dec 29	@ JAX	S	5	42	8.4	18	0	Dec 29	@ JAX	p	0	0	-	0	0				
W18	HOU	0	0	0	-	0	0	W18	HOU	0	0	0	-	0	0				
<b>2024 Totals</b>	<b>16 / 10</b>		<b>52</b>	<b>479</b>	<b>9.2</b>	<b>70t</b>	<b>2</b>	<b>2024 Totals</b>	<b>9 / 1</b>		<b>5</b>	<b>80</b>	<b>16.0</b>	<b>33</b>	<b>0</b>				



**2024 TENNESSEE TITANS INDIVIDUAL GAME-BY-GAME RECEIVING STATISTICS**

TONY POLLARD (RB)									CALVIN RIDLEY (WR)								
RECEIVING									RECEIVING								
Date	Opp	GP / GS	No	Yds	Avg	Lg	TD		Date	Opp	GP / GS	No	Yds	Avg	Lg	TD	
Sept 8	@ CHI	S	3	12	4.0	8	0		Sept 8	@ CHI	S	3	50	16.7	22	0	
Sept 15	NYJ	S	5	40	8.0	22	0		Sept 15	NYJ	S	4	77	19.3	40t	1	
Sept 22	GB	S	3	15	5.0	12	0		Sept 22	GB	p	1	9	9.0	9	0	
Sept 30	@ MIA	S	2	20	10.0	16	0		Sept 30	@ MIA	S	1	5	5.0	5	0	
Oct 13	IND	S	3	-5	-1.7	1	0		Oct 13	IND	S	0	0	-	0	0	
Oct 20	@ BUF	S	2	4	2.0	2	0		Oct 20	@ BUF	S	3	42	14.0	33	0	
Oct 27	@ DET	S	3	23	7.7	17	0		Oct 27	@ DET	S	10	143	14.3	47	0	
Nov 3	NE	S	3	26	8.7	12	0		Nov 3	NE	S	5	73	14.6	25	0	
Nov 10	@ LAC	S	4	19	4.8	15	0		Nov 10	@ LAC	S	5	84	16.8	41t	2	
Nov 17	MIN	S	2	14	7.0	10	0		Nov 17	MIN	S	4	58	14.5	21	0	
Nov 24	@ HOU	S	3	10	3.3	9	0		Nov 24	@ HOU	S	5	93	18.6	63	0	
Dec 1	@ WAS	S	4	33	8.3	30	0		Dec 1	@ WAS	S	2	45	22.5	30	0	
Dec 8	JAX	S	2	22	11.0	13	0		Dec 8	JAX	p	7	59	8.4	30	0	
Dec 15	CIN	S	0	0	-	0	0		Dec 15	CIN	p	3	41	13.7	21	0	
Dec 22	@ IND	S	2	5	2.5	8	0		Dec 22	@ IND	S	3	78	26.0	38t	1	
Dec 29	@ JAX	IA	0	0	-	0	0		Dec 29	@ JAX	S	5	84	16.8	24	0	
W18	HOU	0	0	0	-	0	0		W18	HOU	0	0	0	-	0	0	
<b>2024 Totals</b>		<b>15 / 15</b>	<b>41</b>	<b>238</b>	<b>5.8</b>	<b>30</b>	<b>0</b>		<b>2024 Totals</b>		<b>16 / 13</b>	<b>61</b>	<b>941</b>	<b>15.4</b>	<b>63</b>	<b>4</b>	

TYJAE SPEARS (RB)									NICK WESTBROOK-IKHINE (WR)								
RECEIVING									RECEIVING								
Date	Opp	GP / GS	No	Yds	Avg	Lg	TD		Date	Opp	GP / GS	No	Yds	Avg	Lg	TD	
Sept 8	@ CHI	p	4	11	2.8	5	0		Sept 8	@ CHI	p	0	0	-	0	0	
Sept 15	NYJ	p	2	11	5.5	6	0		Sept 15	NYJ	p	0	0	-	0	0	
Sept 22	GB	p	4	54	13.5	29	0		Sept 22	GB	p	0	0	-	0	0	
Sept 30	@ MIA	p	2	0	0.0	5	0		Sept 30	@ MIA	p	0	0	-	0	0	
Oct 13	IND	p	0	0	-	0	0		Oct 13	IND	p	1	9	9.0	9t	1	
Oct 20	@ BUF	IA	0	0	-	0	0		Oct 20	@ BUF	p	2	10	5.0	6	1	
Oct 27	@ DET	IA	0	0	-	0	0		Oct 27	@ DET	S	2	39	19.5	34	1	
Nov 3	NE	IA	0	0	-	0	0		Nov 3	NE	S	5	50	10.0	14	1	
Nov 10	@ LAC	p	3	4	1.3	6	0		Nov 10	@ LAC	S	3	31	10.3	13	0	
Nov 17	MIN	p	2	8	4.0	5	0		Nov 17	MIN	p	2	117	58.5	98t	1	
Nov 24	@ HOU	IA	0	0	-	0	0		Nov 24	@ HOU	S	2	48	24.0	38t	1	
Dec 1	@ WAS	p	0	0	-	0	0		Dec 1	@ WAS	S	3	61	20.3	27t	2	
Dec 8	JAX	p	1	2	2.0	2	0		Dec 8	JAX	S	1	19	19.0	19	0	
Dec 15	CIN	p	6	87	14.5	43	1		Dec 15	CIN	S	2	9	4.5	5	0	
Dec 22	@ IND	p	3	39	13.0	19	0		Dec 22	@ IND	p	2	17	8.5	11	1	
Dec 29	@ JAX	S	3	8	2.7	6	0		Dec 29	@ JAX	S	3	37	12.3	18	0	
W18	HOU	0	0	0	-	0	0		W18	HOU	0	0	0	-	0	0	
<b>2024 Totals</b>		<b>12 / 1</b>	<b>30</b>	<b>224</b>	<b>7.5</b>	<b>43</b>	<b>1</b>		<b>2024 Totals</b>		<b>16 / 8</b>	<b>28</b>	<b>447</b>	<b>16.0</b>	<b>98t</b>	<b>9</b>	

JOSH WHYLE (TE)									NICK VANNETT (TE)								
RECEIVING									RECEIVING								
Date	Opp	GP / GS	No	Yds	Avg	Lg	TD		Date	Opp	GP / GS	No	Yds	Avg	Lg	TD	
Sept 8	@ CHI	p	0	0	-	0	0		Sept 8	@ CHI	p	2	11	5.5	8	0	
Sept 15	NYJ	p	2	13	6.5	12	0		Sept 15	NYJ	p	0	0	-	0	0	
Sept 22	GB	S	4	43	10.8	23	0		Sept 22	GB	S	2	9	4.5	8	1	
Sept 30	@ MIA	p	1	5	5.0	5	0		Sept 30	@ MIA	p	0	0	-	0	0	
Oct 13	IND	S	1	2	2.0	2	0		Oct 13	IND	S	0	0	-	0	0	
Oct 20	@ BUF	S	3	34	11.3	12	0		Oct 20	@ BUF	S	4	25	6.3	11	0	
Oct 27	@ DET	S	2	33	16.5	33	0		Oct 27	@ DET	S	0	0	-	0	0	
Nov 3	NE	p	1	12	12.0	12	0		Nov 3	NE	S	2	33	16.5	24	1	
Nov 10	@ LAC	p	0	0	-	0	0		Nov 10	@ LAC	S	0	0	-	0	0	
Nov 17	MIN	p	1	6	6.0	6	0		Nov 17	MIN	S	1	6	6.0	6	0	
Nov 24	@ HOU	p	0	0	-	0	0		Nov 24	@ HOU	p	0	0	-	0	0	
Dec 1	@ WAS	p	1	3	3.0	3	0		Dec 1	@ WAS	S	1	6	6.0	6	0	
Dec 8	JAX	p	2	31	15.5	23	0		Dec 8	JAX	S	1	4	4.0	4	0	
Dec 15	CIN	p	5	37	7.4	13t	1		Dec 15	CIN	S	1	7	7.0	7	0	
Dec 22	@ IND	p	0	0	-	0	0		Dec 22	@ IND	S	0	0	-	0	0	
Dec 29	@ JAX	p	0	0	-	0	0		Dec 29	@ JAX	p	1	8	8.0	8t	1	
W18	HOU	0	0	0	-	0	0		W18	HOU	0	0	0	-	0	0	
<b>2024 Totals</b>		<b>16 / 4</b>	<b>23</b>	<b>219</b>	<b>9.5</b>	<b>33</b>	<b>1</b>		<b>2024 Totals</b>		<b>16 / 11</b>	<b>15</b>	<b>109</b>	<b>7.3</b>	<b>24</b>	<b>3</b>	

Other receivers: J. Latham (1 rec @ WAS, 12/1)

**2024 INDIVIDUAL GAME-BY-GAME PUNT AND KICKOFF RETURNS**

**JULIUS CHESTNUT (RB)**

Date	Opp	GP / GS	PUNT RETURNS						KICKOFF RETURNS				
			No	FC	Yds	Avg	Lg	TD	No	Yds	Avg	Lg	TD
Sept 8	@ CHI	p	0	0	0	-	0	0	0	0	-	0	0
Sept 15	NYJ	p	0	0	0	-	0	0	0	0	-	0	0
Sept 22	GB	p	0	0	0	-	0	0	0	0	-	0	0
Sept 30	@ MIA	p	0	0	0	-	0	0	0	0	-	0	0
Oct 13	IND	p	0	0	0	-	0	0	0	0	-	0	0
Oct 20	@ BUF	p	0	0	0	-	0	0	0	0	-	0	0
Oct 27	@ DET	p	0	0	0	-	0	0	0	0	-	0	0
Nov 3	NE	p	0	0	0	-	0	0	0	0	-	0	0
Nov 10	@ LAC	p	0	0	0	-	0	0	2	60	30.0	32	0
Nov 17	MIN	p	0	0	0	-	0	0	1	23	23.0	23	0
Nov 24	@ HOU	p	0	0	0	-	0	0	3	91	30.3	39	0
Dec 1	@ WAS	p	0	0	0	-	0	0	4	96	24.0	26	0
Dec 8	JAX	p	0	0	0	-	0	0	0	0	-	0	0
Dec 15	CIN	p	0	0	0	-	0	0	0	0	-	0	0
Dec 22	@ IND	p	0	0	0	-	0	0	0	0	-	0	0
Dec 29	@ JAX	p	0	0	0	-	0	0	3	67	22.3	24	0
W18	HOU	0	0	0	0	-	0	0	0	0	-	0	0
<b>2024 Totals</b>		<b>16 / 0</b>	<b>0</b>	<b>0</b>	<b>0</b>	<b>-</b>	<b>0</b>	<b>0</b>	<b>13</b>	<b>337</b>	<b>25.9</b>	<b>39</b>	<b>0</b>

**JHA'QUAN JACKSON (WR)**

Date	Opp	GP / GS	PUNT RETURNS						KICKOFF RETURNS				
			No	FC	Yds	Avg	Lg	TD	No	Yds	Avg	Lg	TD
Sept 8	@ CHI	p	4	1	30	7.5	12	0	5	127	25.4	30	0
Sept 15	NYJ	p	5	1	37	7.4	18	0	1	30	30.0	30	0
Sept 22	GB	p	2	0	24	12.0	13	0	3	84	28.0	33	0
Sept 30	@ MIA	p	3	0	40	13.3	17	0	0	0	-	0	0
Oct 13	IND	p	2	0	9	4.5	11	0	0	0	-	0	0
Oct 20	@ BUF	p	2	0	8	4.0	8	0	2	55	27.5	34	0
Oct 27	@ DET	p	3	1	24	8.0	11	0	1	29	29.0	29	0
Nov 3	NE	p	1	0	7	7.0	7	0	2	47	23.5	24	0
Nov 10	@ LAC	p	0	2	0	-	0	0	1	27	27.0	27	0
Nov 17	MIN	p	2	0	26	13.0	20	0	0	0	-	0	0
Nov 24	@ HOU	p	3	2	2	0.7	2	0	0	0	-	0	0
Dec 1	@ WAS	p	1	0	8	8.0	8	0	1	13	13.0	13	0
Dec 8	JAX	IA	0	0	0	-	0	0	0	0	-	0	0
Dec 15	CIN	IA	0	0	0	-	0	0	0	0	-	0	0
Dec 22	@ IND	IA	0	0	0	-	0	0	0	0	-	0	0
Dec 29	@ JAX	IA	0	0	0	-	0	0	0	0	-	0	0
W18	HOU	0	0	0	0	-	0	0	0	0	-	0	0
<b>2024 Totals</b>		<b>12 / 0</b>	<b>28</b>	<b>7</b>	<b>215</b>	<b>7.7</b>	<b>20</b>	<b>0</b>	<b>16</b>	<b>412</b>	<b>25.8</b>	<b>34</b>	<b>0</b>

**MASON KINSEY (WR)**

Date	Opp	GP / GS	PUNT RETURNS						KICKOFF RETURNS				
			No	FC	Yds	Avg	Lg	TD	No	Yds	Avg	Lg	TD
Sept 8	@ CHI	PS	0	0	0	-	0	0	0	0	-	0	0
Sept 15	NYJ	PS	0	0	0	-	0	0	0	0	-	0	0
Sept 22	GB	PS	0	0	0	-	0	0	0	0	-	0	0
Sept 30	@ MIA	PS	0	0	0	-	0	0	0	0	-	0	0
Oct 13	IND	PS	0	0	0	-	0	0	0	0	-	0	0
Oct 20	@ BUF	PS	0	0	0	-	0	0	0	0	-	0	0
Oct 27	@ DET	p	0	0	0	-	0	0	0	0	-	0	0
Nov 3	NE	PS	0	0	0	-	0	0	0	0	-	0	0
Nov 10	@ LAC	PS	0	0	0	-	0	0	0	0	-	0	0
Nov 17	MIN	PS	0	0	0	-	0	0	0	0	-	0	0
Nov 24	@ HOU	PS	0	0	0	-	0	0	0	0	-	0	0
Dec 1	@ WAS	PS	0	0	0	-	0	0	0	0	-	0	0
Dec 8	JAX	p	1	2	6	6.0	6	0	0	0	-	0	0
Dec 15	CIN	p	0	1	0	-	0	0	0	0	-	0	0
Dec 22	@ IND	p	3	1	23	7.7	9	0	0	0	-	0	0
Dec 29	@ JAX	p	1	0	9	9.0	9	0	0	0	-	0	0
W18	HOU	0	0	0	0	-	0	0	0	0	-	0	0
<b>2024 Totals</b>		<b>5 / 0</b>	<b>5</b>	<b>4</b>	<b>38</b>	<b>7.6</b>	<b>9</b>	<b>0</b>	<b>0</b>	<b>0</b>	<b>-</b>	<b>0</b>	<b>0</b>

**TYJAE SPEARS (RB)**

Date	Opp	GP / GS	PUNT RETURNS						KICKOFF RETURNS				
			No	FC	Yds	Avg	Lg	TD	No	Yds	Avg	Lg	TD
Sept 8	@ CHI	p	0	0	0	-	0	0	0	0	-	0	0
Sept 15	NYJ	p	0	0	0	-	0	0	1	22	22.0	22	0
Sept 22	GB	p	0	0	0	-	0	0	0	0	-	0	0
Sept 30	@ MIA	p	0	0	0	-	0	0	0	0	-	0	0
Oct 13	IND	p	0	0	0	-	0	0	0	0	-	0	0
Oct 20	@ BUF	IA	0	0	0	-	0	0	0	0	-	0	0
Oct 27	@ DET	IA	0	0	0	-	0	0	0	0	-	0	0
Nov 3	NE	IA	0	0	0	-	0	0	0	0	-	0	0
Nov 10	@ LAC	p	0	0	0	-	0	0	0	0	-	0	0
Nov 17	MIN	p	0	0	0	-	0	0	0	0	-	0	0
Nov 24	@ HOU	IA	0	0	0	-	0	0	0	0	-	0	0
Dec 1	@ WAS	p	0	0	0	-	0	0	1	29	29.0	29	0
Dec 8	JAX	p	0	0	0	-	0	0	2	58	29.0	33	0
Dec 15	CIN	p	0	0	0	-	0	0	1	20	20.0	20	0
Dec 22	@ IND	p	0	0	0	-	0	0	2	69	34.5	42	0
Dec 29	@ JAX	S	0	0	0	-	0	0	0	0	-	0	0
W18	HOU	0	0	0	0	-	0	0	0	0	-	0	0
<b>2024 Totals</b>		<b>12 / 1</b>	<b>0</b>	<b>0</b>	<b>0</b>	<b>-</b>	<b>0</b>	<b>0</b>	<b>7</b>	<b>198</b>	<b>28.3</b>	<b>42</b>	<b>0</b>

Other returners: T. Burks (1 KO ret., 21 yds @ MIA, 9/30)



2024 TENNESSEE TITANS INDIVIDUAL GAME-BY-GAME DEFENSIVE STATISTICS

CHIDOBE AWUZIE (CB)																		
Date	Opp	GP / GS	TACKLES ...							INTERCEPTIONS ...					FUMBLES ...		SpT	
			Tot	Solo	Asst	Sk	Yds	QBP	TFL	No	Yds	Lg	TD	PD	FF	FR		Yds
Sept 8	@ CHI	S	1	1	0	0.0	0.0	0	0	0	0	0	0	0	0	0	0	0
Sept 15	NYJ	S	2	2	0	0.0	0.0	0	0	0	0	0	0	0	0	0	0	0
Sept 22	GB	S	1	0	1	0.0	0.0	0	0	0	0	0	0	0	0	0	0	0
Sept 30	@ MIA	IR	0	0	0	0.0	0.0	0	0	0	0	0	0	0	0	0	0	0
Oct 13	IND	IR	0	0	0	0.0	0.0	0	0	0	0	0	0	0	0	0	0	0
Oct 20	@ BUF	IR	0	0	0	0.0	0.0	0	0	0	0	0	0	0	0	0	0	0
Oct 27	@ DET	IR	0	0	0	0.0	0.0	0	0	0	0	0	0	0	0	0	0	0
Nov 3	NE	IR	0	0	0	0.0	0.0	0	0	0	0	0	0	0	0	0	0	0
Nov 10	@ LAC	IR	0	0	0	0.0	0.0	0	0	0	0	0	0	0	0	0	0	0
Nov 17	MIN	IR	0	0	0	0.0	0.0	0	0	0	0	0	0	0	0	0	0	0
Nov 24	@ HOU	IR	0	0	0	0.0	0.0	0	0	0	0	0	0	0	0	0	0	0
Dec 1	@ WAS	IR	0	0	0	0.0	0.0	0	0	0	0	0	0	0	0	0	0	0
Dec 8	JAX	S	3	2	1	0.0	0.0	0	0	1	8	8	0	1	0	0	0	0
Dec 15	CIN	S	6	4	2	0.0	0.0	1	0	0	0	0	0	2	0	0	0	0
Dec 22	@ IND	S	4	1	3	0.0	0.0	0	0	0	0	0	0	0	0	0	0	0
Dec 29	@ JAX	p	3	2	1	0.0	0.0	0	0	0	0	0	0	1	0	0	0	0
W18	HOU	0	0	0	0	0.0	0.0	0	0	0	0	0	0	0	0	0	0	0
<b>2024 Totals</b>		<b>7 / 6</b>	<b>20</b>	<b>12</b>	<b>8</b>	<b>0.0</b>	<b>0.0</b>	<b>1</b>	<b>0</b>	<b>1</b>	<b>8</b>	<b>8</b>	<b>0</b>	<b>4</b>	<b>0</b>	<b>0</b>	<b>0</b>	<b>0</b>

JEROME BAKER (LB)																			
Date	Opp	GP / GS	TACKLES ...							INTERCEPTIONS ...					FUMBLES ...		SpT		
			Tot	Solo	Asst	Sk	Yds	QBP	TFL	No	Yds	Lg	TD	PD	FF	FR		Yds	
Oct 27	@ DET	IA	0	0	0	0.0	0.0	0	0	0	0	0	0	0	0	0	0	0	0
Nov 3	NE	DNP	0	0	0	0.0	0.0	0	0	0	0	0	0	0	0	0	0	0	0
Nov 10	@ LAC	DNP	0	0	0	0.0	0.0	0	0	0	0	0	0	0	0	0	0	0	0
Nov 17	MIN	p	8	4	4	0.0	0.0	1	0	0	0	0	0	0	0	0	0	0	0
Nov 24	@ HOU	S	3	3	0	0.0	0.0	0	0	0	0	0	0	0	0	0	0	0	0
Dec 1	@ WAS	S	6	2	4	0.0	0.0	0	0	0	0	0	0	0	0	0	0	0	0
Dec 8	JAX	IA	0	0	0	0.0	0.0	0	0	0	0	0	0	0	0	0	0	0	0
Dec 15	CIN	IA	0	0	0	0.0	0.0	0	0	0	0	0	0	0	0	0	0	0	0
Dec 22	@ IND	IA	0	0	0	0.0	0.0	0	0	0	0	0	0	0	0	0	0	0	0
Dec 29	@ JAX	S	6	3	3	1.0	0.0	1	0	0	0	0	0	1	0	0	0	0	0
W18	HOU	0	0	0	0	0.0	0.0	0	0	0	0	0	0	0	0	0	0	0	0
<b>2024 Totals</b>		<b>4 / 3</b>	<b>23</b>	<b>12</b>	<b>11</b>	<b>1.0</b>	<b>0.0</b>	<b>2</b>	<b>0</b>	<b>0</b>	<b>0</b>	<b>0</b>	<b>0</b>	<b>1</b>	<b>0</b>	<b>0</b>	<b>0</b>	<b>0</b>	<b>0</b>

DARRELL BAKER JR. (CB)																			
Date	Opp	GP / GS	TACKLES ...							INTERCEPTIONS ...					FUMBLES ...		SpT		
			Tot	Solo	Asst	Sk	Yds	QBP	TFL	No	Yds	Lg	TD	PD	FF	FR		Yds	
Sept 8	@ CHI	p	0	0	0	0.0	0.0	0	0	0	0	0	0	0	0	0	0	0	1
Sept 15	NYJ	p	0	0	0	0.0	0.0	0	0	0	0	0	0	0	0	0	0	0	2
Sept 22	GB	p	0	0	0	0.0	0.0	0	0	0	0	0	0	0	0	0	0	0	0
Sept 30	@ MIA	p	3	2	1	0.0	0.0	0	0	0	0	0	0	0	0	0	0	0	0
Oct 13	IND	p	0	0	0	0.0	0.0	0	0	0	0	0	0	0	0	0	0	0	1
Oct 20	@ BUF	S	5	5	0	0.0	0.0	0	0	0	0	0	0	0	0	0	0	0	1
Oct 27	@ DET	S	1	1	0	0.0	0.0	0	0	0	0	0	0	1	0	0	0	0	0
Nov 3	NE	S	4	4	0	0.0	0.0	0	1	0	0	0	0	0	0	0	0	0	0
Nov 10	@ LAC	S	1	0	1	0.0	0.0	0	0	0	0	0	0	1	0	0	0	0	0
Nov 17	MIN	S	5	4	1	0.0	0.0	0	0	0	0	0	0	2	0	0	0	0	0
Nov 24	@ HOU	S	3	3	0	0.0	0.0	0	0	0	0	0	0	0	0	0	0	0	0
Dec 1	@ WAS	S	5	2	3	0.0	0.0	0	0	0	0	0	0	0	0	0	0	0	0
Dec 8	JAX	S	3	3	0	0.0	0.0	0	0	0	0	0	0	0	0	0	0	0	0
Dec 15	CIN	p	5	3	2	0.0	0.0	0	0	0	0	0	0	0	0	0	0	0	0
Dec 22	@ IND	p	0	0	0	0.0	0.0	0	0	0	0	0	0	0	0	0	0	0	0
Dec 29	@ JAX	S	0	0	0	0.0	0.0	0	0	0	0	0	0	0	0	0	0	0	0
W18	HOU	0	0	0	0	0.0	0.0	0	0	0	0	0	0	0	0	0	0	0	0
<b>2024 Totals</b>		<b>16 / 9</b>	<b>35</b>	<b>27</b>	<b>8</b>	<b>0.0</b>	<b>0.0</b>	<b>0</b>	<b>1</b>	<b>0</b>	<b>0</b>	<b>0</b>	<b>0</b>	<b>4</b>	<b>0</b>	<b>0</b>	<b>0</b>	<b>0</b>	<b>5</b>



2024 TENNESSEE TITANS INDIVIDUAL GAME-BY-GAME DEFENSIVE STATISTICS

ALI GAYE (OLB)

Date	Opp	GP / GS	TACKLES ...							INTERCEPTIONS ...					FUMBLES ...			
			Tot	Solo	Asst	Sk	Yds	QBP	TFL	No	Yds	Lg	TD	PD	FF	FR	Yds	SpT
Sept 8	@ CHI	IA	0	0	0	0.0	0.0	0	0	0	0	0	0	0	0	0	0	0
Sept 15	NYJ	p	0	0	0	0.0	0.0	0	0	0	0	0	0	0	0	0	0	0
Sept 22	GB	p	1	1	0	0.0	0.0	0	0	0	0	0	0	0	0	0	0	0
Sept 30	@ MIA	IA	0	0	0	0.0	0.0	0	0	0	0	0	0	0	0	0	0	0
Oct 13	IND	p	1	1	0	0.0	0.0	0	0	0	0	0	0	0	0	0	0	0
Oct 20	@ BUF	p	1	1	0	0.0	0.0	0	0	0	0	0	0	0	0	0	0	0
Oct 27	@ DET	p	0	0	0	0.0	0.0	0	0	0	0	0	0	0	0	0	0	0
Nov 3	NE	p	0	0	0	0.0	0.0	0	0	0	0	0	0	0	0	0	0	0
Nov 10	@ LAC	p	0	0	0	0.0	0.0	1	0	0	0	0	0	0	0	0	0	0
Nov 17	MIN	p	2	2	0	0.0	0.0	0	1	0	0	0	0	0	0	0	0	0
Nov 24	@ HOU	p	1	1	0	1.0	10.0	1	1	0	0	0	0	0	0	0	0	0
Dec 1	@ WAS	p	0	0	0	0.0	0.0	0	0	0	0	0	0	0	0	0	0	0
Dec 8	JAX	p	0	0	0	0.0	0.0	0	0	0	0	0	0	0	0	0	0	0
Dec 15	CIN	p	1	0	1	0.0	0.0	1	0	0	0	0	0	0	0	0	0	0
Dec 22	@ IND	p	0	0	0	0.0	0.0	0	0	0	0	0	0	0	0	0	0	0
Dec 29	@ JAX	p	0	0	0	0.0	0.0	1	0	0	0	0	0	0	0	0	0	0
W18	HOU	0	0	0	0	0.0	0.0	0	0	0	0	0	0	0	0	0	0	0
<b>2024 Totals</b>		<b>14 / 0</b>	<b>7</b>	<b>6</b>	<b>1</b>	<b>1.0</b>	<b>10.0</b>	<b>4</b>	<b>2</b>	<b>0</b>	<b>0</b>	<b>0</b>	<b>0</b>	<b>0</b>	<b>0</b>	<b>0</b>	<b>0</b>	<b>0</b>

JACK GIBBENS (LB)

Date	Opp	GP / GS	TACKLES ...							INTERCEPTIONS ...					FUMBLES ...				
			Tot	Solo	Asst	Sk	Yds	QBP	TFL	No	Yds	Lg	TD	PD	FF	FR	Yds	SpT	
Sept 8	@ CHI	S	3	1	2	0.0	0.0	2	0	0	0	0	0	0	0	0	0	0	1
Sept 15	NYJ	p	0	0	0	0.0	0.0	0	0	0	0	0	0	0	0	0	0	0	1
Sept 22	GB	p	0	0	0	0.0	0.0	0	0	0	0	0	0	0	0	0	0	1	
Sept 30	@ MIA	p	0	0	0	0.0	0.0	0	0	0	0	0	0	0	0	0	0	0	
Oct 13	IND	p	0	0	0	0.0	0.0	0	0	0	0	0	0	0	0	0	0	0	
Oct 20	@ BUF	p	1	1	0	0.0	0.0	0	0	0	0	0	0	0	0	0	0	0	
Oct 27	@ DET	S	8	4	4	0.0	0.0	1	0	0	0	0	0	0	0	0	0	0	
Nov 3	NE	S	14	4	10	0.5	3.0	1	2	0	0	0	0	0	0	0	0	0	
Nov 10	@ LAC	S	15	10	5	0.0	0.0	1	0	0	0	0	0	0	0	0	0	0	
Nov 17	MIN	S	0	0	0	0.0	0.0	0	0	0	0	0	0	0	0	0	0	0	
<b>2024 Totals</b>		<b>10 / 5</b>	<b>41</b>	<b>20</b>	<b>21</b>	<b>0.5</b>	<b>3.0</b>	<b>5</b>	<b>2</b>	<b>0</b>	<b>0</b>	<b>0</b>	<b>0</b>	<b>0</b>	<b>0</b>	<b>0</b>	<b>0</b>	<b>3</b>	

JAYLEN HARRELL (OLB)

Date	Opp	GP / GS	TACKLES ...							INTERCEPTIONS ...					FUMBLES ...			
			Tot	Solo	Asst	Sk	Yds	QBP	TFL	No	Yds	Lg	TD	PD	FF	FR	Yds	SpT
Sept 8	@ CHI	p	0	0	0	0.0	0.0	0	0	0	0	0	0	0	0	0	0	1
Sept 15	NYJ	p	1	0	1	0.0	0.0	0	0	0	0	0	0	0	0	0	0	0
Sept 22	GB	p	1	0	1	0.0	0.0	0	0	0	0	0	0	0	0	0	0	1
Sept 30	@ MIA	p	0	0	0	0.0	0.0	0	0	0	0	0	0	0	0	0	0	0
Oct 13	IND	p	0	0	0	0.0	0.0	0	0	0	0	0	0	0	0	0	0	0
Oct 20	@ BUF	p	1	1	0	0.0	0.0	0	1	0	0	0	0	0	0	0	0	0
Oct 27	@ DET	p	0	0	0	0.0	0.0	1	0	0	0	0	0	0	0	0	0	1
Nov 3	NE	p	1	0	1	0.0	0.0	0	0	0	0	0	0	0	0	0	0	0
Nov 10	@ LAC	p	2	2	0	0.0	0.0	0	1	0	0	0	0	0	0	0	0	0
Nov 17	MIN	p	1	0	1	0.0	0.0	0	0	0	0	0	0	0	0	0	0	0
Nov 24	@ HOU	p	0	0	0	0.0	0.0	1	0	0	0	0	0	0	0	0	0	0
Dec 1	@ WAS	p	2	2	0	0.0	0.0	0	0	0	0	0	0	0	0	0	0	0
Dec 8	JAX	p	0	0	0	0.0	0.0	0	0	0	0	0	0	0	0	0	0	0
Dec 15	CIN	p	0	0	0	0.0	0.0	1	0	0	0	0	0	0	0	0	0	0
Dec 22	@ IND	p	0	0	0	0.0	0.0	0	0	0	0	0	0	0	0	0	0	1
Dec 29	@ JAX	p	0	0	0	0.0	0.0	0	0	0	0	0	0	0	0	0	0	0
W18	HOU	0	0	0	0	0.0	0.0	0	0	0	0	0	0	0	0	0	0	0
<b>2024 Totals</b>		<b>16 / 0</b>	<b>9</b>	<b>5</b>	<b>4</b>	<b>0.0</b>	<b>0.0</b>	<b>3</b>	<b>2</b>	<b>0</b>	<b>0</b>	<b>0</b>	<b>0</b>	<b>0</b>	<b>0</b>	<b>0</b>	<b>0</b>	<b>4</b>

AMANI HOOKER (S)

Date	Opp	GP / GS	TACKLES ...							INTERCEPTIONS ...					FUMBLES ...			
			Tot	Solo	Asst	Sk	Yds	QBP	TFL	No	Yds	Lg	TD	PD	FF	FR	Yds	SpT
Sept 8	@ CHI	S	6	5	1	0.0	0.0	1	0	0	0	0	0	2	1	0	0	0
Sept 15	NYJ	S	3	3	0	0.0	0.0	1	0	0	0	0	0	0	0	0	0	0
Sept 22	GB	S	5	3	2	0.0	0.0	1	2	0	0	0	0	0	0	0	0	0
Sept 30	@ MIA	S	5	3	2	0.0	0.0	0	0	0	0	0	1	0	0	0	0	0
Oct 13	IND	S	6	4	2	0.0	0.0	1	1	1	30	30	0	1	0	0	0	0
Oct 20	@ BUF	S	3	2	1	0.0	0.0	1	1	0	0	0	0	0	1	0	0	0
Oct 27	@ DET	S	6	4	2	0.0	0.0	0	0	0	0	0	0	0	0	0	0	1
Nov 3	NE	S	5	2	3	0.0	0.0	1	0	2	19	17	0	3	0	0	0	0
Nov 10	@ LAC	S	4	3	1	0.0	0.0	0	0	0	0	0	0	0	0	0	0	0
Nov 17	MIN	S	4	2	2	0.0	0.0	0	0	0	0	0	0	0	0	0	0	0
Nov 24	@ HOU	DNP	0	0	0	0.0	0.0	0	0	0	0	0	0	0	0	0	0	0
Dec 1	@ WAS	S	6	4	2	0.0	0.0	0	0	1	0	0	0	1	0	0	0	0
Dec 8	JAX	S	6	4	2	0.0	0.0	1	0	0	0	0	0	0	0	0	0	0
Dec 15	CIN	S	6	3	3	0.0	0.0	0	0	0	0	0	0	0	0	0	0	0
Dec 22	@ IND	S	5	4	1	0.0	0.0	0	0	1	19	19	0	1	0	0	0	0
Dec 29	@ JAX	IA	0	0	0	0.0	0.0	0	0	0	0	0	0	0	0	0	0	0
W18	HOU	0	0	0	0	0.0	0.0	0	0	0	0	0	0	0	0	0	0	0
<b>2024 Totals</b>		<b>14 / 14</b>	<b>70</b>	<b>46</b>	<b>24</b>	<b>0.0</b>	<b>0.0</b>	<b>7</b>	<b>4</b>	<b>5</b>	<b>68</b>	<b>30</b>	<b>0</b>	<b>9</b>	<b>2</b>	<b>0</b>	<b>0</b>	<b>1</b>











## 2024 TENNESSEE TITANS GAME-BY-GAME FIELD GOALS AND SCORING BY QUARTER

Date	Opp	TITANS						OPPONENTS							
		1ST	2ND	3RD	4TH	OT	TOTAL	TITANS FIELD GOALS	1ST	2ND	3RD	4TH	OT	TOTAL	OPPONENTS FG
Sept 8	@ CHI	7	10	0	0	0	17	N. Folk (40)	0	3	7	14	0	24	C. Santos (24), (50), (48)
Sept 15	NYJ	7	3	7	0	0	17	N. Folk (41)	0	7	10	7	0	24	G. Zuerlein (33)
Sept 22	GB	7	0	7	0	0	14	(none)	17	3	7	3	0	30	B. Narveson (21), (26), (47)
Sept 30	@ MIA	0	9	10	12	0	31	N. Folk (53), (52), (47), (51), (29)	0	3	3	6	0	12	J. Sanders (44), (56)
Oct 13	IND	7	3	7	0	0	17	N.Folk (44)	7	3	0	10	0	20	M. Gay (26), (22)
Oct 20	@ BUF	3	7	0	0	0	10	N. Folk (25)	0	7	10	17	0	34	T. Bass (28), (30)
Oct 27	@ DET	7	7	0	0	0	14	(none)	14	21	12	0	0	52	J. Bates (51)
Nov 3	NE	7	0	3	7	3	20	N. Folk (21), (25)	0	3	7	7	0	17	J. Slye 56W, (52)
Nov 10	@ LAC	7	0	3	7	0	17	N. Folk 49WR, (27)	3	10	7	7	0	27	C. Dicker (21), (37)
Nov 17	MIN	3	0	7	3	0	13	N. Folk (30), (43)	7	9	7	0	0	23	J. Romo (40)
Nov 24	@ HOU	10	10	3	9	0	32	N. Folk (51), (56), (51)	7	10	7	3	0	27	K. Fairbairn (28), (54), 28WL
Dec 1	@ WAS	0	7	6	6	0	19	N. Folk (41), (44)	21	7	0	14	0	42	Z. Gonzalez 46WR, 52WR
Dec 8	JAX	3	0	3	0	0	6	N. Folk (46), (39)	0	0	0	10	0	10	C. Little (23)
Dec 15	CIN	14	0	0	13	0	27	(none)	7	17	7	6	0	37	C. York (21)
Dec 22	@ IND	7	0	8	15	0	30	B. Narveson 53SH	0	24	14	0	0	38	M. Gay (31), 55WR
Dec 29	@ JAX	0	3	7	3	0	13	M. Wright (39), (28)	3	10	0	7	0	20	C. Little (48), (44)
W18	HOU														
<b>2024 Totals</b>		<b>89</b>	<b>59</b>	<b>71</b>	<b>75</b>	<b>3</b>	<b>297</b>		<b>86</b>	<b>137</b>	<b>98</b>	<b>111</b>	<b>0</b>	<b>437</b>	

**2024 TENNESSEE TITANS GAME-BY-GAME SCORING**

**Game 1: Titans @ Bears, Sept. 8, 2024**

Team	Qtr	Time	Play Description (Drive Plays-Yards, Time)	Titans	Bears
Titans	1	0:41	T.Pollard 26 yd. run (N.Folk kick) (8-79, 4:45)	7	0
Titans	2	14:06	N.Folk 40 yd. Field Goal (4-1, 1:35)	10	0
Titans	2	3:44	C.Okonkwo 17 yd. pass from W.Lewis (N.Folk kick) (14-73, 8:23)	17	0
Bears	2	0:27	C.Santos 24 yd. Field Goal (9-28, 3:17)	17	3
Bears	3	9:07	J.Owens 21 yd. return of blocked punt (C.Santos kick)	17	10
Bears	4	14:47	C.Santos 50 yd. Field Goal (11-44, 3:59)	17	13
Bears	4	9:52	C.Santos 48 yd. Field Goal (4-1, 1:52)	17	16
Bears	4	7:35	T.Stevenson 43 yd. interception return (C.Williams-D.Swift pass)	17	24

**Game 2: Jets @ Titans, Sept. 15, 2024**

Team	Qtr	Time	Play Description (Drive Plays-Yards, Time)	Jets	Titans
Titans	1	2:30	C.Ridley 10 yd. run (N.Folk kick) (9-68, 6:38)	0	7
Jets	2	1:47	B.Allen 12 yd. pass from A.Rodgers (G.Zuerlein kick) (12-73, 5:05)	7	7
Titans	2	0:00	N.Folk 41 yd. Field Goal (8-51, 1:47)	7	10
Jets	3	12:08	B.Hall 26 yd. pass from A.Rodgers (G.Zuerlein kick) (5-70, 2:52)	14	10
Jets	3	5:58	G.Zuerlein 33 yd. Field Goal (6-15, 2:17)	17	10
Titans	3	3:22	C.Ridley 40 yd. pass from W.Lewis (N.Folk kick) (5-71, 2:36)	17	17
Jets	4	4:31	B.Allen 20 yd. run (G.Zuerlein kick) (7-74, 4:10)	24	17

**Game 3: Packers @ Titans, Sept. 22, 2024**

Team	Qtr	Time	Play Description (Drive Plays-Yards, Time)	Packers	Titans
Packers	1	12:25	M.Willis 5 yd. run (B.Narveson kick) (6-70, 2:35)	7	0
Titans	1	7:15	N.Vannett 1 yd. pass from W.Lewis (N.Folk kick) (10-70, 5:10)	7	7
Packers	1	1:05	B.Narveson 21 yd. Field Goal (11-67, 6:10)	10	7
Packers	1	0:51	J.Alexander 35 yd. interception return (B.Narveson kick)	17	7
Packers	2	0:00	B.Narveson 26 yd. Field Goal (12-67, 6:02)	20	7
Packers	3	8:25	Em.Wilson 30 yd. pass from M.Willis (B.Narveson kick) (5-36, 3:13)	27	7
Titans	3	4:55	D.Hopkins 11 yd. pass from W.Lewis (N.Folk kick) (7-68, 3:30)	27	14
Packers	4	3:29	B.Narveson 47 yd. Field Goal (8-31, 3:11)	30	14

**Game 4: Titans @ Dolphins, Sept. 30 2024**

Team	Qtr	Time	Play Description (Drive Plays-Yards, Time)	Titans	Dolphins
Titans	2	14:16	N.Folk 53 yd. Field Goal (9-21, 4:58)	3	0
Titans	2	8:20	N.Folk 52 yd. Field Goal (8-19, 4:01)	6	0
Dolphins	2	4:13	J.Sanders 44 yd. Field Goal (10-44, 4:07)	6	3
Titans	2	0:00	N.Folk 47 yd. Field Goal (3-27, 0:16)	9	3
Dolphins	3	9:02	J.Sanders 56 yd. Field Goal (5-10, 2:38)	9	6
Titans	3	6:00	T.Spears 7 yd. run (N.Folk kick) (5-70, 3:02)	16	6
Titans	3	0:36	N.Folk 51 yd. Field Goal (6-11, 3:44)	19	6
Titans	4	10:45	N.Folk 29 yd. Field Goal (8-27, 3:23)	22	6
Dolphins	4	3:36	T.Huntley 1 yd. run (pass failed) (11-70, 7:09)	22	12
Titans	4	2:27	Penalty on T.Huntley enforced in end zone for a Safety	24	12
Titans	4	0:24	T.Pollard 4 yd. run (N.Folk kick) (4-10, 2:03)	31	12

**Game 5: Colts @ Titans, Oct. 13, 2024**

Team	Qtr	Time	Play Description (Drive Plays-Yards, Time)	Colts	Titans
Colts	1	11:17	J.Downes 22 yd. pass from J.Flacco (M.Gay kick) (10-70, 3:43)	7	0
Titans	1	6:51	N.Westbrook-Ikhine 9 yd. pass from W.Lewis (N.Folk kick) (3-27, 1:31)	7	7
Titans	2	11:09	N.Folk 44 yd. Field Goal (15-56, 9:02)	7	10
Colts	2	0:19	M.Gay 26 yd. Field Goal (10-63, 3:20)	10	10
Titans	3	6:19	T.Pollard 23 yd. run (N.Folk kick) (14-70, 8:41)	10	17
Colts	4	14:57	M.Gay 22 yd. Field Goal (15-66, 6:22)	13	17
Colts	4	7:27	M.Pittman 10 yd. pass from J.Flacco (M.Gay kick) (11-75, 5:23)	20	17

**Game 6: Titans @ Bills, Oct. 20, 2024**

Team	Qtr	Time	Play Description (Drive Plays-Yards, Time)	Titans	Bills
Titans	1	2:57	N.Folk 25 yd. Field Goal (13-61, 7:03)	3	0
Titans	2	11:31	N.Westbrook-Ikhine 4 yd. pass from M.Rudolph (N.Folk kick) (8-75, 4:45)	10	0
Bills	2	10:04	J.Cook 11 yd. run (T.Bass kick) (3-61, 1:27)	10	7
Bills	3	10:23	A.Cooper 12 yd. pass from J.Allen (T.Bass kick) (6-41, 2:32)	10	14
Bills	3	4:12	T.Bass 28 yd. Field Goal (9-64, 3:53)	10	17
Bills	4	14:54	Ty.Johnson 4 yd. pass from J.Allen (T.Bass kick) (6-56, 2:55)	10	24
Bills	4	9:26	T.Bass 30 yd. Field Goal (10-59, 4:59)	10	27
Bills	4	1:53	R.Davis 16 yd. run (T.Bass kick) (5-84, 2:44)	10	34

**Game 7: Titans @ Lions, Oct. 27, 2024**

Team	Qtr	Time	Play Description (Drive Plays-Yards, Time)	Titans	Lions
Lions	1	10:31	D.Montgomery 7 yd. run (J.Bates kick) (2-23, 0:28)	0	7
Titans	1	4:07	M.Rudolph 11 yd. run (N.Folk kick) (4-75, 2:13)	7	7
Lions	1	3:57	J.Gibbs 70 yd. run (J.Bates kick) (1-70, 0:10)	7	14
Titans	2	14:18	N.Westbrook-Ikhine 5 yd. pass from M.Rudolph (N.Folk kick) (7-70, 4:39)	14	14
Lions	2	12:51	B.Wright 8 yd. pass from J.Goff (J.Bates kick) (3-25, 1:27)	14	21
Lions	2	11:37	A.St. Brown 1 yd. pass from J.Goff (J.Bates kick) (4-12, 1:02)	14	28
Lions	2	2:18	S.LaPorta 3 yd. pass from D.Montgomery (J.Bates kick) (7-22, 3:59)	14	35
Lions	3	12:46	K.Raymond 90 yd. punt return (J.Bates kick)	14	42
Lions	3	6:12	K.Raymond 7 yd. pass from J.Goff (J.Bates kick) (3-26, 1:25)	14	49
Lions	3	1:08	J.Bates 51 yd. Field Goal (8-48, 4:00)	14	52

**Game 8: Patriots @ Titans, Nov. 3, 2024**

Team	Qtr	Time	Play Description (Drive Plays-Yards, Time)	Patriots	Titans
Titans	1	10:18	N.Vannett 9 yd. pass from M.Rudolph (N.Folk kick) (8-75, 4:42)	0	7
Patriots	2	7:13	J.Slye 52 yd. Field Goal (11-46, 5:32)	3	7
Patriots	3	7:39	R.Stevenson 1 yd. run (J.Slye kick) (12-70, 7:21)	10	7
Titans	3	0:34	N.Folk 21 yd. Field Goal (14-67, 7:05)	10	10
Titans	4	4:27	N.Westbrook-Ikhine 6 yd. pass from M.Rudolph (N.Folk kick) (5-26, 2:26)	10	17
Patriots	4	0:00	R.Stevenson 5 yd. pass from D.Maye (J.Slye kick) (11-50, 1:45)	17	17
Titans	5	2:32	N.Folk 25 yd. Field Goal (13-72, 7:28)	17	20

2024 TENNESSEE TITANS GAME-BY-GAME SCORING

Game 9: Titans @ Chargers, Nov. 10, 2024

Team	Qtr	Time	Play Description (Drive Plays-Yards, Time)	Titans	Chargers
Chargers	1	8:08	C.Dicker 21 yd. Field Goal (12-68, 6:52)	0	3
Titans	1	4:25	C.Ridley 41 yd. pass from W.Lewis (N.Folk kick) (7-72, 3:43)	7	3
Chargers	2	12:07	C.Dicker 37 yd. Field Goal (9-57, 3:41)	7	6
Chargers	2	1:55	J.Herbert 4 yd. run (C.Dicker kick) (8-61, 4:24)	7	13
Titans	3	7:51	N.Folk 27 yd. Field Goal (11-62, 7:09)	10	13
Chargers	3	3:24	Q.Johnston 16 yd. pass from J.Herbert (C.Dicker kick) (7-43, 4:27)	10	20
Chargers	4	7:39	H.Haskins 1 yd. run (C.Dicker kick) (11-95, 7:10)	10	27
Titans	4	0:034	C.Ridley 15 yd. pass from W.Lewis (N.Folk kick) (9-61, 2:35)	17	27

Game 10: Vikings @ Titans, Nov. 17, 2024

Team	Qtr	Time	Play Description (Drive Plays-Yards, Time)	Vikings	Titans
Titans	1	4:39	N.Folk 30 yd. Field Goal (11-44, 5:43)	0	3
Vikings	1	3:16	J.Addison 47 yd. pass from S.Darnold (J.Romo kick) (3-70, 1:23)	7	3
Vikings	2	7:40	S.Darnold 1 yd. run (kick failed, hr) (16-89, 8:07)	13	3
Vikings	2	1:41	J.Romo 40 yd. Field Goal (11-40, 4:27)	16	3
Titans	3	7:00	N.Westbrook-Ikhine 98 yd. pass from W.Lewis (N.Folk kick) (3-98, 1:30)	16	10
Vikings	3	3:15	C.Akers 3 yd. pass from S.Darnold (J.Romo kick) (7-65, 3:45)	23	10
Titans	4	14:08	N.Folk 43 yd. Field Goal (8-45, 4:07)	23	13

Game 11: Titans @ Texans, Nov. 24, 2024

Team	Qtr	Time	Play Description (Drive Plays-Yards, Time)	Titans	Texans
Texans	1	14:42	C.Stover 19 yd. pass from C.Stroud (K.Fairbairn kick) (1-19, 0:18)	0	7
Titans	1	11:15	N.Folk 51 yd. Field Goal (6-28, 3:27)	3	7
Titans	1	1:57	N.Westbrook-Ikhine 38 yd. pass from W.Lewis (N.Folk kick) (10-89, 5:59)	10	7
Titans	2	11:03	T.Pollard 10 yd. run (N.Folk kick) (6-95, 3:44)	17	7
Texans	2	6:17	N.Collins 5 yd. pass from C.Stroud (K.Fairbairn kick) (10-78, 4:46)	17	14
Texans	2	1:47	K.Fairbairn 28 yd. Field Goal (5-55, 1:37)	17	17
Titans	2	0:00	N.Folk 56 yd. Field Goal (4--18, 0:37)	20	17
Titans	3	0:3806	N.Folk 51 yd. Field Goal (11-41, 5:52)	23	17
Texans	3	0:0028	J.Ward 65 yd. interception return (K.Fairbairn kick)	23	24
Texans	4	9:46	K.Fairbairn 54 yd. Field Goal (4-7, 1:38)	33	27
Titans	4	9:35	C.Okonkwo 70 yd. pass from W.Lewis (N.Folk kick) (1-70, 0:11)	20	27
Titans	4	1:13	C.Stroud sacked in end zone by H.Landry for a Safety	32	27

Game 12: Titans @ Commanders, Dec. 1, 2024

Team	Qtr	Time	Play Description (Drive Plays-Yards, Time)	Titans	Commanders
Commanders	1	11:58	B.Robinson 40 yd. run (Z.Gonzalez kick) (3-59, 1:10)	0	7
Commanders	1	2:23	J.Daniels 3 yd. run (Z.Gonzalez kick) (11-80, 6:37)	0	14
Commanders	1	0:24	T.McLaurin 16 yd. pass from J.Daniels (Z.Gonzalez kick) (3-24, 1:09)	0	21
Commanders	2	10:59	T.McLaurin 3 yd. pass from J.Daniels (Z.Gonzalez kick) (9-34, 4:20)	0	28
Titans	2	0:23	N.Westbrook-Ikhine 27 yd. pass from W.Lewis (N.Folk kick) (9-64, 1:29)	7	28
Titans	3	8:41	N.Folk 41 yd. Field Goal (9-40, 4:06)	10	28
Titans	3	3:40	N.Folk 44 yd. Field Goal (7-36, 2:51)	13	28
Commanders	4	14:15	Z.Ertz 4 yd. pass from J.Daniels (Z.Gonzalez kick) (9-72, 4:25)	13	35
Titans	4	7:07	N.Westbrook-Ikhine 17 yd. pass from W.Lewis (pass failed) (7-58, 2:09)	19	35
Commanders	4	3:31	C.Rodriguez 7 yd. run (Z.Gonzalez kick) (9-71, 3:36)	19	42

Game 13: Jaguars @ Titans, Dec. 8, 2024

Team	Qtr	Time	Play Description (Drive Plays-Yards, Time)	Jaguars	Titans
Titans	1	8:32	N.Folk 46 yd. Field Goal (11-51, 6:28)	0	3
Titans	3	4:30	N.Folk 39 yd. Field Goal (11-45, 5:37)	0	6
Jaguars	4	12:09	C.Little 23 yd. Field Goal (14-65, 7:21)	3	6
Jaguars	4	6:46	T.Bisby 8 yd. run (C.Little kick) (7-81, 3:21)	10	6

Game 14: Bengals @ Titans, Dec. 15, 2024

Team	Qtr	Time	Play Description (Drive Plays-Yards, Time)	Bengals	Titans
Titans	1	10:52	T.Pollard 3 yd. run (N.Folk kick) (6-29, 3:23) (7-70, 1:09) (7-70, 1:09)	0	7
Bengals	1	6:36	C.Brown 6 yd. pass from J.Burrow (C.York kick) (9-70, 4:16)	7	7
Titans	1	3:58	T.Spears 1 yd. run (N.Folk kick) (5-70, 2:38)	7	14
Bengals	2	5:13	S.Hubbard 2 yd. pass from J.Burrow (C.York kick) (9-62, 4:52)	14	14
Bengals	2	1:12	T.Higgins 38 yd. pass from J.Burrow (C.York kick) (3-38, 0:47)	21	14
Bengals	2	0:02	C.York 21 yd. Field Goal (11-35, 1:05)	24	14
Bengals	3	7:24	G.Stone 39 yd. interception return (C.York kick)	31	14
Titans	4	6:50	T.Spears 17 yd. pass from M.Rudolph (N.Folk kick) (9-87, 3:39)	31	21
Bengals	4	1:09	C.Brown 5 yd. run (kick failed, wl) (14-67, 5:41)	37	21
Titans	4	0:00	J.Whyle 13 yd. pass from M.Rudolph	37	27

Game 15: Titans @ Colts, Dec. 22, 2024

Team	Qtr	Time	Play Description (Drive Plays-Yards, Time)	Titans	Colts
Titans	1	7:47	C.Ridley 38 yd. pass from M.Rudolph (B.Narveson kick) (6-65, 3:08)	7	0
Colts	2	11:01	A.Richardson 5 yd. run (M.Gay kick) (6-57, 3:10)	7	7
Colts	2	7:25	J.Taylor 65 yd. run (M.Gay kick) (4-80, 2:10)	7	14
Colts	2	2:09	M.Gay 31 yd. Field Goal (8-65, 4:11)	7	17
Colts	2	0:15	J.Downs 27 yd. pass from A.Richardson (M.Gay kick) (3-33, 1:10)	7	24
Colts	3	14:42	J.Taylor 70 yd. run (M.Gay kick) (1-70, 0:18)	7	31
Colts	3	6:50	J.Taylor 1 yd. run (M.Gay kick) (4-40, 1:43)	7	38
Titans	3	2:57	T.Spears 11 yd. run (T.Pollard run) (9-70, 3:53)	15	38
Titans	4	8:13	N.Westbrook-Ikhine 6 yd. pass from M.Rudolph (B.Narveson kick) (6-55, 2:17)	22	38
Titans	4	2:53	T.Spears 2 yd. run (M.Rudolph-C.Okonkwo pass) (7-71, 3:05)	30	38

Game 16: Titans @ Jaguars, Dec. 29, 2024

Team	Qtr	Time	Play Description (Drive Plays-Yards, Time)	Titans	Jaguars
Jaguars	1	10:46	C.Little 48 yd. Field Goal (9-38, 4:14)	0	3
Jaguars	2	8:59	P.Washington 2 yd. pass from M.Jones (C.Little kick) (5-43, 2:45)	0	10
Jaguars	2	2:02	C.Little 44 yd. Field Goal (12-54, 5:16)	0	13
Titans	2	0:00	M.Wright 39 yd. Field Goal (10-50, 2:02)	3	13
Titans	3	6:51	N.Vannett 8 yd. pass from M.Rudolph (M.Wright kick) (13-85, 8:09)	10	13
Jaguars	4	7:05	B.Thomas 11 yd. pass from M.Jones (C.Little kick) (16-74, 9:11)	10	20
Titans	4	2:02	M.Wright 28 yd. Field Goal (12-60, 5:03)	13	20



# TITANS-BEARS: GAME SUMMARY



## Week 1: Titans 17, Bears 24 Sunday, Sept. 8, 2024 • 12:00 p.m. CDT • Soldier Field



The Titans traveled to Chicago to face the Bears in Week 1 of the 2024 season and fell by a score of 24-17. The game was a tale of two halves as the Titans jumped to an early 17-0 lead before giving up 24 unanswered points in the second half.

The game got off to a slow start with both teams punting on their first two possessions. On the Bears second possession, **DL Sebastian Joseph-Day** halted the drive with a 19-yard sack of Caleb Williams that pushed the Bears back to the Tennessee 44-yard line and out of field goal range. Tennessee took over at their own 21-yard line after a Bears holding penalty gave the Titans an extra 10 yards on the punt.

**RB Tony Pollard** gave the Titans an early 7-0 lead after finding the end zone on a 26-yard touchdown run. The run capped off an eight play, 79-yard drive by the Titans offense in which Pollard racked up 54 yards.

On the ensuing kickoff, **RB Julius Chestnut** recovered a fumble at the Chicago 23-yard line after the ball bounced off of Bears **WR Velus Jones Jr.** The Titans cashed in the turnover for three points on a 40-yard field goal by **K Nick Folk** to go up 10-0 early in the second quarter.

The Titans defense continued their strong performance, forcing another Bears punt on the next possession after **CB Jarvis Brownlee** made a tackle for a three-yard loss on second-and-one and was on coverage for an incompleteness from **QB Caleb Williams** to **WR DeAndre Carter**.

Tennessee took over at their own 27-yard line after the punt. **QB Will Levis** then constructed a 14-play, 73-yard drive that culminated in a 17-yard touchdown pass to **TE Chig Okonkwo**. The drive took 8:23 off the clock and saw a 22-yard completion from Levis to **WR Calvin Ridley** on third-and-15 and a three-yard completion to **WR Tyler Boyd** on fourth-and-three to keep the drive alive.

A 24-yard field goal by **K Cairo Santos** made it 17-3 at the half.

Both teams were forced to punt on their opening second half drives, however **P Ryan Stonehouse** had his punt blocked and picked up by **DB Jonathan Owens** who returned it 21 yards for a touchdown to make it 17-10 with 9:07 left in the third quarter.

Neither team scored again in the third quarter as both teams continued to trade punts. The Bears then cut the lead to 17-13 on a 50-yard field goal by Santos that capped an 11-play, 44-yard drive with 14:51 left in the fourth.

On the next Titans possession, Levis was sacked and fumbled the ball which was recovered

by the Bears at Tennessee's 31-yard line. The Titans defense stood stout and forced another Santos field goal, this time from 48 yards to make it 17-16 with 9:52 left.

Facing third-and-six on the next possession, Levis attempted to toss the ball near the sideline to avoid a sack but instead the ball was intercepted by **DB Tyrique Stevenson** who returned it 43 yards for a touchdown. Williams found **RB D'Andre Swift** for the two-point conversion to make it 24-17 with 7:35 left.

Punts by both teams gave the Titans the ball with 2:20 left in the game at their own 18-yard line. Facing fourth-and-10, Levis was intercepted again as he tried to find Boyd down field. Bears then took over with victory formation to seal the loss for the Titans.

### SCORING

	1	2	3	4	Final
Tennessee	7	10	0	0	17
Chicago	0	3	7	14	24

TEAM	SCORING PLAY	TIME
Titans	T.Pollard 26 yd. run (N.Folk kick)	1-0:41
Titans	N.Folk 40 yd Field Goal	2-14:06
Titans	C.Okonkwo 17 yd. pass from W.Levis (N.Folk kick)	2-3:44
Bears	C.Santos 24 yd. Field Goal	2-0:27
Bears	J.Owens 21 yd. return of blocked punt (C.Santos kick)	3-9:07
Bears	C.Santos 50 yd Field Goal	4-14:47
Bears	C.Santos 48 yd. Field Goal	4-9:52
Bears	T.Stevenson 43 yd. interception return (C.Williams-D.Swift pass)	4-7:35

Missed FGs: None

Attendance: 59,403

Time of Game: 3:00

Weather: 67°, Mostly Sunny, Wind W 8 mph

Referee: Shawn Smith



### TEAM STATISTICS

	Titans	Bears
TOTAL FIRST DOWNS	16	11
THIRD DOWN EFFICIENCY	3-14-21.4%	2-13-15.4%
FOURTH DOWN EFFICIENCY	1-2-50.0%	2-2-100.0%
TOTAL NET YARDS	244	148
Plays - Avg.	61-4.0	53-2.8
NET YARDS RUSHING	140	84
Rushes - Avg.	26-5.4	22-3.8
NET YARDS PASSING	104	64
Sacks - Yards Lost	3-23	2-29
PASS ATT-COMP-INT	32-19-2	29-14-0
PUNTS - Avg.	6-44.7	6-45.0
Net Punting Average	34.0	36.7
PUNT RETURNS - Yards	4-30	5-64
KICKOFF RETURNS - Yards	5-127	2-67
INTERCEPTIONS - Yards	0-0	2-52
PENALTIES Number and Yards	8-50	7-55
FUMBLES Number and Lost	1-1	3-1
TOUCHDOWNS	2	2
EXTRA POINTS Made-Attempts	2-2	2-2
RED ZONE EFFICIENCY	1-2-50%	0-1-0%
GOAL TO GO EFFICIENCY	1-1-100%	0-1-0%
SAFETIES	0	0
GIVEAWAYS	3	1
TAKEAWAYS	1	3
TIME OF POSSESSION	34:53	25:07

### TITANS STARTERS

OFFENSE			DEFENSE		
TE 85	C.Okonkwo	DE 69	S.Joseph-Day		
LT 55	J.Latham	DL 93	T.Sweet		
LG 77	P.Skoronski	DT 98	J.Simmons		
C 79	L.Cushenberry	OLB 49	A.Key		
RG 75	D.Radunz	ILB 56	K.Murray		
RT 78	N.Petit-Frere	ILB 50	J.Gibbens		
WR 83	T.Boyd	OLB 58	H.Landry		
WR 0	C.Ridley	CB 13	C.Awuzie		
WR 10	D.Hopkins	CB 38	L.Sneed		
QB 8	W.Levis	S 28	Q.Diggs		
RB 20	T.Pollard	S 37	A.Hooker		

### BEARS STARTERS

OFFENSE			DEFENSE		
WR 13	K.Allen	DL 98	M.Sweet		
WR 2	D.Moore	DL 97	A.Billings		
T 58	D.Wright	DL 99	G.Dexter		
LT 70	B.Jones	DE 95	D.Walker		
LG 76	T.Jenkins	LB 53	T.Edwards		
C 65	C.Shelton	LB 49	T.Edmunds		
RG 64	N.Davis	DB 6	K.Gordan		
TE 85	C.Kmet	DB 32	T.Smith		
TE 14	G.Everett	CB 1	J.Johnson		
QB 18	C.Williams	S 31	K.Byard		
RB 4	D.Swift	S 9	J.Brisker		

### TITANS INDIVIDUAL STATISTICS

Rushing	Att	Yds	Avg	Lg	TD
T.Pollard	16	82	5.1	26	1
W.Levis	4	36	9.0	15	0
T.Spears	4	21	5.3	11	0
T.Burks	2	1	0.5	6	0
<b>Total</b>	<b>26</b>	<b>140</b>	<b>5.4</b>	<b>26</b>	<b>1</b>

Passing	Att	Cmp	Yds	TD	Lg	IN	Rt
W.Levis	32	19	127	1	22	2	52.5
<b>Total</b>	<b>32</b>	<b>19</b>	<b>127</b>	<b>1</b>	<b>22</b>	<b>2</b>	<b>52.5</b>

Receiving	No	Yds	Avg	Lg	TD
T.Spears	4	11	2.8	5	0
C.Ridley	3	50	16.7	22	0
T.Boyd	3	18	6.0	11	0
T.Pollard	3	12	4.0	8	0
C.Okonkwo	2	15	7.5	17	1
N.Vannett	2	11	5.5	8	0
D.Hopkins	1	8	8.0	8	0
T.Burks	1	2	2.0	2	0
<b>Total</b>	<b>19</b>	<b>127</b>	<b>6.7</b>	<b>22</b>	<b>1</b>

Interceptions	No	Yds	Avg	Lg	TD
None					

### Leading Tacklers (Press Box Totals)

A.Hooker 6-5-1, H.Landry 6-3-3; K.Murray 6-3-3

Sacks: H.Landry 1; S.Joseph-Day 1

FF: A.Hooker FR: None

### BEARS INDIVIDUAL STATISTICS

Rushing	Att	Yds	Avg	Lg	TD
D.Swift	10	30	3.0	20	0
C.Williams	5	15	3.0	11	0
D.Moore	1	14	14.0	14	0
V.Jones	2	11	5.5	6	0
T.Homer	2	10	5.0	6	0
K.Herbert	2	4	2.0	4	0
<b>Total</b>	<b>22</b>	<b>84</b>	<b>3.8</b>	<b>20</b>	<b>0</b>

Passing	Att	Cmp	Yds	TD	Lg	IN	Rt
C.Williams	29	14	93	0	13	0	55.7
<b>Total</b>	<b>29</b>	<b>14</b>	<b>93</b>	<b>0</b>	<b>13</b>	<b>0</b>	<b>55.7</b>

Receiving	No	Yds	Avg	Lg	TD
D.Moore	5	36	7.2	13	0
K.Allen	4	29	7.3	9	0
R.Odunze	1	11	11.0	11	0
V.Jones	1	8	8.0	8	0
D.Carter	1	6	6.0	6	0
C.Kmet	1	4	4.0	4	0
G.Everett	1	-1	-1.0	-1	0
<b>Total</b>	<b>14</b>	<b>93</b>	<b>6.6</b>	<b>13</b>	<b>0</b>

Interceptions	No	Yds	Avg	Lg	TD
T.Stevenson	1	43	43.0	43	1
J.Johnson	1	9	9.0	9	0
<b>Total</b>	<b>2</b>	<b>52</b>	<b>26.0</b>	<b>43</b>	<b>1</b>

### Leading Tacklers (Press Box Totals)

T.Edwards 15-10-5; J.Brisker 10-5-5

Sacks: D.Taylor 2, G.Dexter 1

FF: D.Taylor 1 FR: T.Edwards 1

# TITANS-JETS: GAME SUMMARY



Week 2: Titans 17, Jets 24  
 Sunday, Sept. 15, 2024 • 12:00 p.m. CDT • Nissan Stadium



In Week 2 of the 2024 season, the Titans hosted the New York Jets and fell by a score of 24-17. Despite a promising start and gaining more offensive yards than the Jets, costly turnovers and a blocked punt proved to be the difference as Tennessee fell to 0-2.

The Titans got on the board first when WR Calvin Ridley took a hand off from QB Will Levis 10 yards into the end zone scoring his first career rushing touchdown to give the Titans a 7-0 lead with 2:30 left in the first quarter. The touchdown capped a nine-play, 68-yard drive that also included a 15-yard completion from Levis to Ridley on third down.

The Titans defense then forced the Jets to punt after LB Ernest Jones IV and DT Jeffery Simmons stuffed RB Breece Hall for a two-yard loss on third-and-one. Tennessee's offense took over at their own 16-yard line. The Titans were able to drive down to the Jets seven-yard line with the help of a 15-yard run by RB Tony Pollard, a horse collar tackle penalty by the Jets, a roughing the passer penalty, a 17-yard catch from WR Tyler Boyd and an 11-yard catch from Pollard. But as Levis was being sacked on third down, he tried to pitch the ball back to RB Tyjae Spears which was ruled a fumble and recovered by the Jets at the 12-yard line.

The Titans defense once again forced another three-and-out after OLB Harold Landry III sacked QB Aaron Rodgers for a five-yard loss.

Levis was intercepted on a deep ball to WR Treyton Burks on the next play. The Jets were able to capitalize on this turnover, turning in a 12-play, 73-yard drive capped off by a 12-yard touchdown pass from Rodgers to RB Braelon Allen just 1:47 before halftime to tie the game.

The Titans took a 10-7 lead at halftime, however, on a 41-yard field goal by K Nick Folk. Levis connected with Pollard for a 22-yard completion and an unnecessary roughness penalty on the Jets put the Titans in field goal range.

The Jets took their first lead of the day on the first possession of the second half. Facing third-and-15, Simmons was called for a roughing the passer penalty that kept the drive alive. Hall broke through for a 30-yard run before Rodgers found him for a 26-yard completion in the end zone two plays later to make it 14-10 at the 12:08 mark of the third quarter.

Later in the third quarter, P Ryan Stonehouse had his punt blocked which gave the Jets the ball at the Tennessee 30-yard line. They cashed in on the mistake with a 33-yard field goal from K Greg Zuerlein to take a 17-10 lead with 5:58 left in the third.

The Titans answered on the next possession, scoring on a 40-yard pass from Levis to Ridley, who made the catch between two Jets defenders and rolled into the end zone. The score

capped off a five-play, 71-yard drive to tie the game at 17-17 with 3:22 left in the third. The drive was kept alive on a 21-yard scramble from Levis on a third-and-one.

Both teams punted on their first two possessions of the fourth quarter before the Jets took over at their own 26-yard line. Rodgers constructed a seven-play, 74-yard drive that included a 26-yard completion to WR Garrett Wilson, a 19-yard completion to WR Mike Williams and was capped by a 20-yard touchdown run by Allen to take the 24-17 lead with 4:31 left in the game.

The Titans drove down to the Jets 10-yard line on 10 plays. But facing first-and-goal in the final minute, they were unable to find the end zone and the Jets ended the game in victory formation.

## SCORING

	1	2	3	4	Final
New York Jets	0	7	10	7	24
Tennessee	7	3	7	0	17

TEAM	SCORING PLAY	TIME
Titans	C.Ridley 10 yd. run (N.Folk kick)	1-2:30
Jets	B.Allen 12 yd. pass from A.Rodgers (G.Zuerlein kick)	2-1:47
Titans	N.Folk 41 yd. Field Goal	2-0:00
Jets	B.Hall 26 yd. pass from A.Rodgers (G.Zuerlein kick)	3-12:08
Jets	G.Zuerlein 33 yd. Field Goal	3-5:58
Titans	C.Ridley 40 yd. pass from W.Levis (N.Folk kick)	3-3:22
Jets	B.Allen 20 yd. run (G.Zuerlein kick)	4-4:31

Missed FGs: None

Attendance: 65,509

Time of Game: 3:02

Weather: 80°, Cloudy, Wind S 13 mph

Referee: Alan Eck



## TEAM STATISTICS

	Jets	Titans
TOTAL FIRST DOWNS	16	20
THIRD DOWN EFFICIENCY	5-12-41.7%	5-12-41.7%
FOURTH DOWN EFFICIENCY	0-0-0.0%	0-1-0.0%
TOTAL NET YARDS	265	300
Plays - Avg.	56-4.7	60-5.0
NET YARDS RUSHING	101	130
Rushes - Avg.	24-4.2	28-4.6
NET YARDS PASSING	164	170
Sacks - Yards Lost	2-12	4-22
PASS ATT-COMP-INT	30-18-0	28-19-1
PUNTS - Avg.	6-50.3	5-45.2
Net Punting Average	44.2	38.2
PUNT RETURNS - Yards	3-35	5-37
KICKOFF RETURNS - Yards	2-57	2-52
INTERCEPTIONS - Yards	1-0	0-0
PENALTIES Number and Yards	7-70	5-45
FUMBLES Number and Lost	0-0	1-1
TOUCHDOWNS	3	2
EXTRA POINTS Made-Attempts	3-3	2-2
RED ZONE EFFICIENCY	1-2-50%	1-4-25%
GOAL TO GO EFFICIENCY	0-0-0%	1-3-33%
SAFETIES	0	0
GIVEAWAYS	0	2
TAKEAWAYS	2	0
TIME OF POSSESSION	30:03	29:57

## JETS STARTERS

OFFENSE		DEFENSE	
WR 10	A.Lazard	LB 11	J.Johnson
TE 89	J.Ruckert	DL 95	Q.Williams
LT 77	T.Smith	DL 54	J.Kinlaw
LG 76	J.Simpson	DL 72	M.Clemons
C 66	J.Tippmann	LB 56	Qi.Williams
RG 75	A.Vera-Tucker	LB 57	C.Mosley
RT 78	M.Moses	CB 30	M.Carter
TE 83	T.Conklin	CB 1	A.Gardner
WR 5	G.Wilson	CB 26	B.Echols
QB 8	A.Rodgers	S 36	C.Clark
RB 20	B.Hall	S 22	T.Adams

## TITANS STARTERS

OFFENSE		DEFENSE	
WR 10	D.Hopkins	DL 69	S.Joseph-Day
WR 83	T.Boyd	NT 93	T.Sweat
LT 55	J.Latham	DT 98	J.Simmons
LG 77	P.Skoronski	OLB 49	A.Key
C 79	L.Cushenberry	LB 56	K.Murray
RG 75	D.Radunz	OLB 58	H.Landry
RT 78	N.Petit-Frere	LB 53	E.Jones
TE 85	C.Okonkwo	CB 13	C.Awuzie
WR 0	C.Ridley	CB 38	L.Sneed
QB 8	W.Levis	S 28	Q.Diggs
RB 20	T.Pollard	S 37	A.Hooker

## JETS INDIVIDUAL STATISTICS

Rushing	Att	Yds	Avg	Lg	TD
B.Hall	14	62	4.4	30	0
B.Allen	7	33	4.7	20	1
G.Wilson	1	5	5.0	5	0
A.Rodgers	2	1	0.5	2	0
<b>Total</b>	<b>24</b>	<b>101</b>	<b>4.2</b>	<b>30</b>	<b>1</b>

Passing	Att	Cmp	Yds	TD	Lg	IN	Rt
A.Rodgers	30	18	176	2	26	0	98.7
<b>Total</b>	<b>30</b>	<b>18</b>	<b>176</b>	<b>2</b>	<b>26</b>	<b>0</b>	<b>98.7</b>

Receiving	No	Yds	Avg	Lg	TD
B.Hall	7	52	7.4	26	1
G.Wilson	4	57	14.3	26	0
B.Allen	2	23	11.5	12	1
A.Lazard	2	11	5.5	8	0
M.Williams	1	19	19.0	19	0
T.Conklin	1	10	10.0	10	0
M.Corley	1	4	4.0	4	0
<b>Total</b>	<b>18</b>	<b>176</b>	<b>9.8</b>	<b>26</b>	<b>2</b>

Interceptions	No	Yds	Avg	Lg	TD
B.Echols	1	0	0.0	0	0
<b>Total</b>	<b>1</b>	<b>0</b>	<b>0.0</b>	<b>0</b>	<b>0</b>

## Leading Tacklers (Press Box Totals)

Qi.Williams 9-8-1; J.Sherwood 9-6-3

Sacks: W.McDonald 3; S.Thomas 1

FF: W.McDonald 1

FR: Qi.Williams 1

## TITANS INDIVIDUAL STATISTICS

Rushing	Att	Yds	Avg	Lg	TD
T.Pollard	17	62	3.6	15	0
W.Levis	4	38	9.5	21	0
T.Spears	6	20	3.3	7	0
C.Ridley	1	10	10.0	10	1
<b>Total</b>	<b>28</b>	<b>130</b>	<b>4.6</b>	<b>21</b>	<b>1</b>

Passing	Att	Cmp	Yds	TD	Lg	IN	Rt
W.Levis	28	19	192	1	40	1	84.2
<b>Total</b>	<b>28</b>	<b>19</b>	<b>192</b>	<b>1</b>	<b>40</b>	<b>1</b>	<b>84.2</b>

Receiving	No	Yds	Avg	Lg	TD
T.Pollard	5	40	8.0	22	0
C.Ridley	4	77	19.3	40	1
C.Okonkwo	3	16	5.3	8	0
T.Boyd	2	26	13.0	17	0
J.Whyle	2	13	6.5	12	0
T.Spears	2	11	5.5	6	0
D.Hopkins	1	9	9.0	9	0
<b>Total</b>	<b>19</b>	<b>192</b>	<b>10.1</b>	<b>40</b>	<b>1</b>

Interceptions	No	Yds	Avg	Lg	TD
None					

## Leading Tacklers (Press Box Totals)

E.Jones 9-6-3; K.Murray 8-5-3

Sacks: H.Landry 2

FF: None

FR: None



# TITANS-PACKERS: GAME SUMMARY



**Week 3: Titans 14, Packers 30**  
**Sunday, Sept. 22, 2024 • 12:00 p.m. CDT • Nissan Stadium**



In Week 3 of the 2024 season, the Titans hosted the Green Bay Packers and fell by a score of 30-14.

The Packers jumped out to an immediate 7-0 lead, scoring on a five-yard run by **QB Malik Willis**, which capped a six-play, 70-yard drive that saw Willis complete two balls for 30 yards each to open the game.

The Titans responded quickly, as **QB Will Levis** guided a 10-play, 70-yard drive that ended with a one-yard touchdown completion to **TE Nick Vannett**. The drive feature a 23-yard completion to **TE Josh Whyle** and a 20-yard connection to **WR Tyler Boyd**.

Willis brought the Packers to the Tennessee two-yard line on the next drive with 57 rushing yards but the Titans defense held up and forced a 21-yard field goal from **K Brayden Narveson** to make it 10-7 with 1:05 left in the first quarter.

Green Bay extended their lead to 17-7 on the next play from scrimmage after **CB Jaire Alexander** picked off a Levis pass and returned it 35 yards for a touchdown.

After both teams punted to start the second quarter, Green Bay took over at their own 25-yard line with 6:02 left in the half. The Packers were able to drive down to the Tennessee six-yard line, after converting two third-and-longs, and kicked a 26-yard field goal to take a 20-7 lead as time expired on the half.

Tennessee opened the second half with the ball and attempted to convert fourth-and-two on their own 37-yard line, but Levis was sacked and the Titans turned it over on downs.

The Titans defense was able to force a 48-yard field goal attempt from Narveson which he missed, but a holding penalty on **DT Jeffery Simmons** gave the Packers a fresh set of downs that they turned into a touchdown with a 30-yard pass from Willis to **RB Emanuel Wilson** two plays later to make it 27-7 with 8:25 left in the third quarter.

Tennessee showed some life on their next offensive possession, stringing together a seven-play, 68-yard drive that was capped off by an 11-yard touchdown catch by **WR DeAndre Hopkins** who muscled his way into the end zone to cut the deficit to 27-14 with 4:55 remaining in the third.

The Titans defense forced their first three-and-out on the next Green Bay possession and the offense took over at their own 30-yard line. Levis and Hopkins connected for two completions for 35 yards, but Levis was sacked and fumbled which was recovered by the Packers near midfield.

Both teams punted on their first two possessions to open the fourth quarter before Green Bay strung together an eight-play, 31-yard drive which resulted in a 47-yard field goal from Narveson to make it 30-14 with 3:29 left in the game.

Facing third-and-16, Levis took a shot deep, but was intercepted by **S Xavier McKinney** for the third Titans turnover of the day. The turnover sealed the loss as the Titans fell to 0-3.

## SCORING

	1	2	3	4	Final
Green Bay	17	3	7	3	30
Tennessee	7	0	7	0	14

TEAM	SCORING PLAY	TIME
Packers	M.Willis 5 yd. run (B.Narveson kick)	1-12:25
Titans	N.Vannett 1 yd. pass from W.Levis (N.Folk kick)	1-7:15
Packers	B.Narveson 21 yd. Field Goal	1-1:05
Packers	J.Alexander 35 yd. interception return (B.Narveson kick)	1-0:51
Packers	B.Narveson 26 yd. Field Goal	2-0:00
Packers	Em. Wilson 30 yd. pass from M.Willis (B.Narveson)	3-8:25
Titans	D.Hopkins 11 yd. pass from W.Levis (N.Folk kick)	3-4:55
Packers	B.Narveson 47 yd. Field Goal	4-3:29

Missed FGs: None

Attendance: 67,322

Time of Game: 2:53

Weather: 87°, Cloudy, Wind N 8 mph

Referee: Clay Martin



TEAM STATISTICS

	Packers	Titans
TOTAL FIRST DOWNS	16	18
THIRD DOWN EFFICIENCY	5-14-35.7%	3-9-33.3%
FOURTH DOWN EFFICIENCY	0-0-0.0%	0-1-0.0%
TOTAL NET YARDS	378	237
Plays - Avg.	59-6.4	53-4.5
NET YARDS RUSHING	188	33
Rushes - Avg.	37-5.1	11-3.0
NET YARDS PASSING	190	204
Sacks - Yards Lost	3-12	8-56
PASS ATT-COMP-INT	19-13-0	34-26-2
PUNTS - Avg.	5-48.8	4-46.8
Net Punting Average	36.0	43.0
PUNT RETURNS - Yards	2-15	2-24
KICKOFF RETURNS - Yards	0-0	3-84
INTERCEPTIONS - Yards	2-35	0-0
PENALTIES Number and Yards	10-75	2-15
FUMBLES Number and Lost	0-0	1-1
TOUCHDOWNS	3	2
EXTRA POINTS Made-Attempts	3-3	2-2
RED ZONE EFFICIENCY	1-3-33%	2-2-100%
GOAL TO GO EFFICIENCY	1-2-50%	1-1-100%
SAFETIES	0	0
GIVEAWAYS	0	3
TAKEAWAYS	3	0
TIME OF POSSESSION	32:28	27:32

## PACKERS STARTERS

OFFENSE		DEFENSE	
WR 87	R.Doubs	DE 91	P.Smith
LT 63	R.Walker	DT 97	K.Clark
LG 74	E.Jenkins	DT 93	T.Slaton
C 71	J.Myers	DE 52	R.Gary
RG 75	S.Rhyan	LB 7	Q.Walker
RT 50	Z.Tom	LB 45	Er.Wilson
WR 11	J.Reed	LB 58	I.McDuffie
WR 9	C.Watson	CB 23	J.Alexander
TE 85	T.Kraft	CB 21	E.Stokes
QB 2	M.Willis	S 29	X.McKinney
RB 8	J.Jacobs	S 20	J.Bullard

## TITANS STARTERS

OFFENSE		DEFENSE	
WR 16	T.Burks	NT 93	T.Sweat
TE 81	J.Whyle	DT 98	J.Simmons
LT 55	J.Latham	OLB 49	A.Key
LG 77	P.Skoronski	LB 56	K.Murray
C 79	L.Cushenberry	OLB 58	H.Landry
RG 75	D.Radunz	LB 53	E.Jones
RT 78	N.Petit-Frere	CB 13	C.Awuzie
OL 71	J.Duncan	CB 38	L.Sneed
TE 84	T.Vannett	S 28	Q.Diggs
QB 8	W.Levis	S 33	J.Adams
RB 20	T.Pollard	S 37	A.Hooker

## PACKERS INDIVIDUAL STATISTICS

Rushing	Att	Yds	Avg	Lg	TD
M.Willis	6	73	12.2	29	1
Em.Wilson	12	50	4.2	10	0
J.Jacobs	14	43	3.1	10	0
J.Reed	2	19	9.5	15	0
C.Brooks	3	3	1.0	3	0
<b>Total</b>	<b>37</b>	<b>188</b>	<b>5.1</b>	<b>29</b>	<b>1</b>

Passing	Att	Cmp	Yds	TD	Lg	IN	Rt
M.Willis	19	13	202	1	37	0	120.9
<b>Total</b>	<b>19</b>	<b>13</b>	<b>202</b>	<b>1</b>	<b>37</b>	<b>0</b>	<b>0120.9</b>

Receiving	No	Yds	Avg	Lg	TD
J.Reed	4	50	12.5	30	0
C.Watson	2	67	33.5	37	0
Em.Wilson	2	35	17.5	30	1
T.Kraft	2	24	12.0	21	0
R.Doubs	1	18	18.0	18	0
J.Jacobs	1	5	5.0	5	0
L.Musgrave	1	3	3.0	3	0
<b>Total</b>	<b>13</b>	<b>202</b>	<b>15.5</b>	<b>37</b>	<b>1</b>

Interceptions	No	Yds	Avg	Lg	TD
J.Alexander	1	35	35.0	35	1
X.McKinney	1	0	0.0	0	0
<b>Total</b>	<b>2</b>	<b>35</b>	<b>17.5</b>	<b>35</b>	<b>1</b>

## Leading Tacklers (Press Box Totals)

I.McDuffie 9-6-3; Q.Walker 6-3-3

Sacks: D.Wyatt 2; P.Smith 2; K.Enagbare 1.5;

L.Van Ness 1; E.Cooper 0.5; I.McDuffie 0.5;

Q.Walker 0.5

FF: K.Enagbare 1

FR:L.Van Ness

## TITANS INDIVIDUAL STATISTICS

Rushing	Att	Yds	Avg	Lg	TD
T.Pollard	6	14	2.3	4	0
W.Levis	3	12	4.0	8	0
T.Spears	2	7	3.5	6	0
<b>Total</b>	<b>11</b>	<b>33</b>	<b>3.0</b>	<b>8</b>	<b>0</b>

Passing	Att	Cmp	Yds	TD	Lg	IN	Rt
W.Levis	34	26	260	2	29	2	92.8
<b>Total</b>	<b>34</b>	<b>26</b>	<b>260</b>	<b>2</b>	<b>29</b>	<b>2</b>	<b>92.8</b>

Receiving	No	Yds	Avg	Lg	TD
D.Hopkins	6	73	12.2	20	1
T.Spears	4	54	13.5	29	0
J.Whyle	4	43	10.8	23	0
T.Boyd	3	33	11.0	20	0
T.Pollard	3	15	5.0	12	0
C.Okonkwo	2	15	7.5	8	0
N.Vannett	2	9	4.5	8	1
C.Ridley	1	9	9.0	9	0
T.Burks	1	9	9.0	9	0
<b>Total</b>	<b>26</b>	<b>260</b>	<b>10.0</b>	<b>29</b>	<b>9</b>

Interceptions	No	Yds	Avg	Lg	TD
None					

## Leading Tacklers (Press Box Totals)

E.Jones 13-10-3; Q.Diggs 8-7-1; K.Murray 8-5-3

Sacks: K.Murray 2; J.Simmons 1

FF: None

FR: None



# TITANS-DOLPHINS: GAME SUMMARY



## Week 4: Titans 31, Dolphins 12 Monday, Sept. 30, 2024 • 7:30 p.m. EDT • Hard Rock Stadium

In Week 4 of the 2024 season, the Titans traveled to Miami to take on the Dolphins on Monday Night Football and won by a score of 31-12 to improve to 1-3 going into their bye week.

The Titans were aided by a career-high-tying five field goals from **K Nick Folk**, including three of 50-plus yards, and limiting the Dolphins offense to just 184 total yards.

The first quarter ended scoreless after both teams committed a turnover. **QB Will Levis** was intercepted by **LB Emmanuel Ogbah** on the opening drive. But **OLB Arden Key** got the ball back for the Titans after jumping on a backward pass that was ruled a fumble, ending the Dolphins drive. On the next possession, Levis scrambled and dove for the first down but was marked a yard short and was injured on the play. He would remain out for the rest of the game.

The Titans took a 3-0 lead early in the second quarter on a 53-yard field goal from Folk that capped a nine-play, 21-yard drive orchestrated by **QB Mason Rudolph**.

Tennessee's defense then came up with a big stop as **S Quandre Diggs**, **CB Jarvis Brownlee Jr.** and **LB Kenneth Murray Jr.** worked to stop **WR Tyreek Hill** short on a fourth-and-one. The stop led to another long field goal from Folk, this one from 52 yards out, to give the Titans a 6-0 lead with 8:20 left in the second stanza. The drive featured four rushes by **RB Tyjae Spears** for 24 yards.

The Dolphins cut the lead to 6-3 on a 44-yard field goal from **K Jason Sanders**.

With 16 seconds left in the half and no time outs, the Titans offense took the field at their own 44-yard line after the defense forced a three-and-out. Rudolph found **WR Tyler Boyd** for 27 yards and the offense sprinted up the field to spike the ball with one second left on the clock. Folk finished the drive with a 47-yard field goal to give the Titans the 9-3 lead at the half.

Miami made it 9-6 on a 56-yard field goal from Sanders with 9:02 left in the third quarter.

The Titans scored their first touchdown of the night on the next possession. A defensive pass interference penalty brought the Titans to the Miami 49-yard line before Pollard broke out for a 41-yard run. Facing first-and-goal at the seven yard line, Spears lined up in Wildcat, took the direct snap and burst into the end zone to make it 16-6 with 6:00 left in the third stanza.

The Titans defense forced another three-and-out with the help of a 10-yard sack by **DE Sebastian Joseph-Day** on the next possession. Folk extended the Titans lead to 19-6 with his fourth field goal of the night, this time from 51 yards out with 36 seconds left in the third.

Tennessee defense came up with their second fourth down stop to open the fourth quarter as **LB Ernest Jones IV** and **DL James Lynch** combined to drop **RB De'Von Achane** for a one-yard loss on fourth-and-one at the Miami 39-yard line. The offense capitalized on the field position with a 29-yard field goal by Folk to make it 22-6 with 10:45 left in the game.

Miami then strung together an 11-yard, 70-play drive capped off by a one-yard touchdown run by **QB Tyler Huntley**. The Dolphins attempted the two-point conversion but **S Quandre Diggs** intercepted the pass to make it 22-12 with 3:36 left.

The Titans then scored on a safety, after pressure from the defense forced an intentional grounding penalty by Huntley in the end zone.

Tennessee closed out the night with a four-yard touchdown run by Pollard to make it 31-12 with 24 seconds left. The Titans earned their first win of the season and the first 30-point offensive performance in over 1,000 days.

### SCORING

	1	2	3	4	Final
Tennessee	0	9	10	12	31
Miami	0	3	3	6	12

TEAM	SCORING PLAY	TIME
Titans	N.Folk 53 yd. Field Goal	2-14:16
Titans	N.Folk 52 yd. Field Goal	2-8:20
Dolphins	J.Sanders 44 yd. Field Goal	2-4:13
Titans	N.Folk 47 yd. Field Goal	2-0:00
Dolphins	J.Sanders 56 yd. Field Goal	3-9:02
Titans	T.Spears 7 yd. run (N.Folk kick)	3-6:00
Titans	N.Folk 51 yd. Field Goal	3-0:36
Titans	N.Folk 29 yd. Field Goal	4-10:45
Dolphins	T.Huntley 1 yd. run (pass failed)	4-3:36
Titans	Penalty on T.Huntley enforced in end zone for a safety	4-2:27
Titans	T.Pollard 4 yd. run (N.Folk kick)	4-0:24

Missed FGs: None

Attendance: 65,291

Time of Game: 3:13

Weather: 86°, Partly Cloudy, Wind SE 9 mph

Referee: Clete Blakeman



TEAM STATISTICS

	Titans	Dolphins
TOTAL FIRST DOWNS	16	13
THIRD DOWN EFFICIENCY	2-12-16.7%	2-12-16.7%
FOURTH DOWN EFFICIENCY	1-1-100.0%	1-3-33.3%
TOTAL NET YARDS	244	184
Plays - Avg.	62-3.9	54-3.4
NET YARDS RUSHING	142	106
Rushes - Avg.	40-3.6	30-3.5
NET YARDS PASSING	102	78
Sacks - Yards Lost	1-8	2-18
PASS ATT-COMP-INT	21-12-1	22-14-0
PUNTS - Avg.	5-41.8	5-47.6
Net Punting Average	32.4	39.6
PUNT RETURNS - Yards	3-40	1-27
KICKOFF RETURNS - Yards	1-21	0-0
INTERCEPTIONS - Yards	0-0	1-0
PENALTIES Number and Yards	8-69	10-98
FUMBLES Number and Lost	0-0	1-1
TOUCHDOWNS	2	1
EXTRA POINTS Made-Attempts	2-2	0-1
RED ZONE EFFICIENCY	2-3-67%	1-1-100%
GOAL TO GO EFFICIENCY	2-3-67%	1-1-100%
SAFETIES	1	0
GIVEAWAYS	1	1
TAKEAWAYS	1	1
TIME OF POSSESSION	34:52	25:08

### TITANS STARTERS

OFFENSE		DEFENSE	
WR 0	C.Ridley	DE 69	S.Joseph-Day
TE 85	C.Okonkwo	NT 93	T.Sweat
LT 55	J.Latham	DL 91	K.Coburn
LG 77	P.Skoronski	OLB 49	A.Key
C 79	L.Cushenberry	LB 56	K.Murray
RG 75	D.Radunz	LB 53	E.Jones
RT 78	N.Petit-Frere	OLB 58	H.Landry
WR 16	T.Burks	CB 29	J.Brownlee
WR 83	T.Boyd	CB 38	L.Sneed
QB 8	W.Levis	S 37	A.Hooker
RB 20	T.Pollard	S 28	Q.Diggs

### DOLPHINS STARTERS

OFFENSE		DEFENSE	
WR 10	T.Hill	DT 92	Z.Sieler
WR 17	J.Waddle	DT 95	B.Jones
LT 52	P.Paul	DT 93	C.Campbell
LG 65	R.Jones	OLB 91	E.Ogbah
C 55	A.Brewer	LB 6	A.Walker
RG 74	L.Eichenberg	LB 20	J.Brooks
RT 73	A.Jackson	LB 45	D.Riley
TE 89	J.Hill	CB 5	J.Ramsey
TE 81	D.Smythe	CB 36	S.Duck
QB 18	T.Huntley	S 8	J.Holland
RB 28	D.Achane	S 21	J.Poyer

### TITANS INDIVIDUAL STATISTICS

Rushing	Att	Yds	Avg	Lg	TD
T.Pollard	22	88	4.0	41	1
T.Spears	15	39	2.6	9	1
C.Ridley	1	10	10.0	10	0
W.Levis	2	5	2.5	3	0
<b>Total</b>	<b>40</b>	<b>142</b>	<b>3.6</b>	<b>41</b>	<b>2</b>

Passing	Att	Cmp	Yds	TD	Lg	IN	Rt
M.Rudolph	17	9	85	0	27	0	67.0
W.Levis	4	3	25	0	16	1	51.0
<b>Total</b>	<b>21</b>	<b>12</b>	<b>110</b>	<b>0</b>	<b>27</b>	<b>1</b>	<b>51.7</b>

Receiving	No	Yds	Avg	Lg	TD
D.Hopkins	2	31	15.5	16	0
T.Boyd	2	31	15.5	27	0
T.Pollard	2	20	10.0	16	0
T.Spears	2	0	0.0	5	0
T.Burks	1	13	13.0	13	0
C.Okonkwo	1	5	5.0	5	0
C.Ridley	1	5	5.0	5	0
J.Whyle	1	5	5.0	5	0
<b>Total</b>	<b>12</b>	<b>110</b>	<b>9.2</b>	<b>27</b>	<b>0</b>

Interceptions	No	Yds	Avg	Lg	TD
None					

### Leading Tacklers (Press Box Totals)

K.Murray 9-6-3; S.Joseph 6-3-3; T.Sweat 6-3-3

Sacks: H.Landry 1.0; S.Joseph-Day 1.0

FF: None

FR: A.Key 1

### DOLPHINS INDIVIDUAL STATISTICS

Rushing	Att	Yds	Avg	Lg	TD
T.Huntley	8	40	5.0	20	1
J.Wright	9	32	3.6	20	0
T.Hill	3	19	6.3	16	0
D.Achane	10	15	1.5	5	0
<b>Total</b>	<b>30</b>	<b>106</b>	<b>3.5</b>	<b>20</b>	<b>1</b>

Passing	Att	Cmp	Yds	TD	Lg	IN	Rt
T.Huntley	22	14	96	0	18	0	73.3
<b>Total</b>	<b>22</b>	<b>14</b>	<b>96</b>	<b>0</b>	<b>18</b>	<b>0</b>	<b>73.3</b>

Receiving	No	Yds	Avg	Lg	TD
J.Waddle	4	36	9.0	18	0
T.Hill	4	23	5.8	17	0
D.Achane	3	14	4.7	5	0
T.Conner	2	15	7.5	11	0
M.Washington	1	8	8.0	8	0
<b>Total</b>	<b>14</b>	<b>96</b>	<b>6.9</b>	<b>18</b>	<b>0</b>

Interceptions	No	Yds	Avg	Lg	TD
E.Ogbah	1	0	0.0	0	0
<b>Totals</b>	<b>1</b>	<b>0</b>	<b>0.0</b>	<b>0</b>	<b>0</b>

### Leading Tacklers (Press Box Totals)

J.Brooks 13-9-4; A.Walker 8-3-5; E.Ogbah 6-3-3

Sacks: J.Brooks 1.0

FF: None

FR: None

# TITANS-COLTS: GAME SUMMARY



Week 6: Titans 17, Colts 20  
 Sunday, Oct. 13, 2024 • 12:00 p.m. CDT • Nissan Stadium



In Week 6 of the 2024 NFL season, the Titans hosted division rival Indianapolis and lost by a score of 20-17 to fall to 1-4 on the season.

Indianapolis scored on the opening possession of the game as QB Joe Flacco led the Colts 70 yards down field on 10 plays and capped it with a 22-yard touchdown pass to WR Josh Downs to take an early 7-0 lead.

The Titans offense was held to a three-and-out and forced to punt on the next possession. The Colts took over at their own 36-yard line. Two plays later, S Amani Hooker intercepted a Flacco pass and returned it 30 yards to bring the Titans to the Indianapolis 27-yard line.

QB Will Levis found WR Tyler Boyd for a quick eight-yard gain before RB Tony Pollard broke off for 10 yards to bring Tennessee to the Indianapolis nine-yard line. Levis then found WR Nick Westbrook-Ikhine in the end zone for the score on Westbrook-Ikhine's first reception of the season to tie the game at 7-7.

The Colts punted on their next possession and the Titans took over at their own 18-yard line. Levis then constructed a 15-play, 56-yard drive that ran 9:02 off the clock and was capped off by a K Nick Folk 44-yard field goal. The drive featured nine combined rushes from RB Tony Pollard and RB Tyjae Spears.

Both teams then traded punts before Indianapolis got the ball at their own 29-yard line with 3:39 left in the half. Two penalties by the Titans helped bring the Colts to the Titans 15-yard line before K Matt Gay tied the game with a 26-yard field goal to make it 10-10 at the half.

The Titans came out of the half with a 14-play, 70-yard touchdown drive to retake the lead. The drive featured three third-down conversions, including the 23-yard touchdown run by Pollard which came on third-and-19. The drive took 8:41 off the clock, making it the longest touchdown drive in time of possession for the Titans this season.

The Colts answered with a long drive of their own. After marching down to the Tennessee two-yard line on 13 plays, Indianapolis was facing third-and-two when OLB Harold Landry III and Hooker combined to stuff RB Trey Sermon for a two-yard loss that forced another Gay field goal, this time from 22 yards out to make it 17-13 with 14:57 left in the fourth quarter.

Indianapolis then took the lead after forcing the Titans to a three-and-out and then driving

to the Tennessee 10-yard line before Flacco found WR Michael Pittman Jr. in the end zone to make it 20-17 with 7:27 left in the fourth quarter.

The Titans were unable to rally as the Colts forced two punts, an interception and a stop on the final four Tennessee offensive possessions of the game to drop the Titans to 1-4 on the season.

## SCORING

	1	2	3	4	Final
Indianapolis	7	3	0	10	20
Tennessee	7	3	7	0	17

TEAM	SCORING PLAY	TIME
Colts	J.Downs 22 yd. pass from J.Flacco (M.Gay kick)	1-11:17
Titans	N.Westbrook-Ikhine 9 yd. pass from W.Levis (N.Folk kick)	1-6:51
Titans	N.Folk 44 yd. Field Goal	2-11:09
Colts	M.Gay 26 yd. Field Goal	2-0:19
Titans	T.Pollard 23 yd. run (N.Folk kick)	3-6:19
Colts	M.Gay 22 yd. Field Goal	4-14:57
Colts	M.Pittman 10 yd. pass from J.Flacco (M.Gay kick)	4-7:27

Missed FGs: None

Attendance: 64,302

Time of Game: 3:03

Weather: 76°, Sunny, Wind 9 WSW 12 mph

Referee: Brad Rogers



TEAM STATISTICS

	Colts	Titans
TOTAL FIRST DOWNS	20	16
THIRD DOWN EFFICIENCY	7-15-46.7%	4-11-36.4%
FOURTH DOWN EFFICIENCY	1-1-100.0%	1-1-100.0%
TOTAL NET YARDS	269	241
Plays - Avg.	66-4.1	55-4.4
NET YARDS RUSHING	80	146
Rushes - Avg.	28-2.9	28-5.2
NET YARDS PASSING	189	95
Sacks - Yards Lost	0-0	0-0
PASS ATT-COMP-INT	38-22-1	27-16-1
PUNTS - Avg.	5-54.2	5-57.8
Net Punting Average	48.4	40.4
PUNT RETURNS - Yards	4-67	2-9
KICKOFF RETURNS - Yards	1-27	0-0
INTERCEPTIONS - Yards	1-0	1-30
PENALTIES Number and Yards	5-40	11-113
FUMBLES Number and Lost	0-0	1-0
TOUCHDOWNS	2	2
EXTRA POINTS Made-Attempts	2-2	2-2
RED ZONE EFFICIENCY	1-3-33%	2-2-100%
GOAL TO GO EFFICIENCY	0-1-0%	1-1-100%
SAFETIES	0	0
GIVEAWAYS	1	1
TAKEAWAYS	1	1
TIME OF POSSESSION	29:28	30:32

## COLTS STARTERS

OFFENSE		DEFENSE	
WR 11	M.Pittman	DE 51	K.Paye
TE 83	K.Granson	DT 96	T.Bryan
LT 79	B.Raimann	DT 90	G.Stewart
LG 56	Q.Nelson	DE 54	D.Odeyingbo
C 78	R.Kelly	LB 57	J.Carlies
RG 68	D.Tucker	LB 45	E.Speed
RT 72	B.Smith	LB 44	Z.Franklin
WR 10	A.Mitchell	CB 23	K.Moore
WR 14	A.Pierce	CB 40	J.Jones
QB 15	J.Flacco	SS 20	N.Cross
RB 27	T.Sermon	S 32	J.Blackmon

## TITANS STARTERS

OFFENSE		DEFENSE	
TE 81	J.Whyle	DT 98	J.Simmons
TE 84	N.Vannett	NT 93	T.Sweat
LT 55	J.Latham	OLB 49	A.Key
LG 77	P.Skoronski	LB 56	K.Murray
C 79	L.Cushenberry	LB 53	E.Jones
RG 75	D.Radunz	OLB 58	H.Landry
RT 72	L.Watson	CB 29	J.Brownlee
WR 83	T.Boyd	CB 38	L.Sneed
WR 0	C.Ridley	CB 21	R.McCreary
QB 8	W.Levis	S 37	A.Hooker
RB 20	T.Pollard	S 28	Q.Diggs

## COLTS INDIVIDUAL STATISTICS

Rushing	Att	Yds	Avg	Lg	TD
T.Goodson	8	51	6.4	33	0
T.Sermon	18	29	1.6	11	0
J.Flacco	1	1	1.0	1	0
J.Downs	1	-1	-1.0	-1	0
<b>Total</b>	<b>28</b>	<b>80</b>	<b>2.9</b>	<b>33</b>	<b>0</b>

Passing	Att	Cmp	Yds	TD	Lg	IN	Rt
J.Flacco	38	22	189	2	22	1	77.6
<b>Total</b>	<b>38</b>	<b>22</b>	<b>189</b>	<b>2</b>	<b>22</b>	<b>1</b>	<b>77.6</b>

Receiving	No	Yds	Avg	Lg	TD
J.Downs	7	66	9.4	22	1
M.Alie-Cox	4	41	10.3	22	0
T.Goodson	4	14	3.5	13	0
M.Pittman	3	35	11.7	16	1
A.Ogletree	2	24	12.0	22	0
A.Mitchell	2	9	4.5	9	0
<b>Total</b>	<b>22</b>	<b>189</b>	<b>8.6</b>	<b>22</b>	<b>2</b>

Interceptions	No	Yds	Avg	Lg	TD
J.Blackmon	1	0	0.0	0	0
<b>Totals</b>	<b>1</b>	<b>0</b>	<b>0.0</b>	<b>0</b>	<b>0</b>

**Leading Tacklers (Press Box Totals)**  
 Z.Franklin 9-8-1; N.Cross 8-4-4; J.Jones 7-6-1

**Sacks:** None  
**FF:** D.Odeyingbo 1  
**FR:** None

## TITANS INDIVIDUAL STATISTICS

Rushing	Att	Yds	Avg	Lg	TD
T.Pollard	17	93	5.5	23	1
T.Spears	6	27	4.5	10	0
W.Levis	3	15	5.0	7	0
C.Ridley	1	9	9.0	9	0
J.Chestnut	1	2	2.0	2	0
<b>Total</b>	<b>28</b>	<b>146</b>	<b>5.2</b>	<b>23</b>	<b>1</b>

Passing	Att	Cmp	Yds	TD	Lg	IN	Rt
W.Levis	27	16	95	1	23	1	63.0
<b>Total</b>	<b>27</b>	<b>16</b>	<b>95</b>	<b>1</b>	<b>23</b>	<b>1</b>	<b>63.0</b>

Receiving	No	Yds	Avg	Lg	TD
D.Hopkins	4	54	13.5	23	0
T.Boyd	3	19	6.3	8	0
C.Okonkwo	3	6	2.0	5	0
T.Pollard	3	-5	-1.7	1	0
T.Burks	1	10	10.0	10	0
N.Westbrook-Ikhine	1	9	9.0	9	1
J.Whyle	1	2	2.0	2	0
<b>Total</b>	<b>16</b>	<b>95</b>	<b>5.9</b>	<b>23</b>	<b>1</b>

Interceptions	No	Yds	Avg	Lg	TD
A.Hooker	1	30	30.0	30	0
<b>Totals</b>	<b>1</b>	<b>30</b>	<b>30.0</b>	<b>30</b>	<b>0</b>

**Leading Tacklers (Press Box Totals)**  
 E.Jones 10-4-6; L.Sneed 8-7-1; K.Murray 8-6-2

**Sacks:** None  
**FF:** None  
**FR:** None



# TITANS-BILLS: GAME SUMMARY



**Week 7: Titans 10, Bills 34**  
**Sunday, Oct. 20, 2024 • 1:00 p.m. EDT • Highmark Stadium**



In Week 7 of the 2024 season, the Titans traveled to Buffalo and lost by a score of 34-10. Despite a fast start by the Titans in the first half, the Bills went on to score 34 unanswered points and drop the Titans to 1-5 on the season.

After the Titans defense forced two consecutive punts by the Bills, the Titans offense took over at their own 32-yard line. **QB Mason Rudolph**, who started in place of an injured **Will Levis**, led Tennessee on a 13-play 61-yard drive that culminated in a 25-yard field goal by **K Nick Folk**. The drive featured two third down completions from Rudolph: a six-yard pass to **WR Nick Westbrook-Ikhine** on third-and-three and a 12-yard pass to **WR Tyler Boyd** on third-and-10.

The Titans defense forced a third consecutive three-and-out on the Bills next possession to give Tennessee the ball at their own 25-yard line. Rudolph found **TE Chig Okonkwo** for a 26-yard gain on the first play of the drive. **RB Tony Pollard** ran for 30 yards on four attempts before Rudolph found Westbrook-Ikhine for a four-yard touchdown to cap the eight-play, 75-yard drive and give the Titans a 10-0 lead with 11:31 left in the second stanza.

The Bills answered quickly on their next possession. **CB Brandon Codrington** took the opening kickoff 27 yards to the Bills 39-yard line. **QB Josh Allen** then found **WR Keon Coleman** for a 44-yard completion before **RB James Cook** finished the drive with an 11-yard touchdown run to cap the three-play, 61-yard drive and make it 10-7 with 10:04 left in the half.

Coming out of halftime, the score remained 10-7 as the Titans started to drive. Facing fourth-and-two at their own 44-yard line, Tennessee elected to go for it but lost three yards on a run by Pollard and turned it over on downs. Buffalo scored six plays later on a pass from Allen to **WR Amari Cooper** to make it 14-10 with 10:23 left in the third.

It went downhill from there for the Titans. Tennessee was forced to punt on their next three possessions while Buffalo used two field goals from **K Tyler Bass** and a touchdown in the same stretch to extend their lead to 27-10 with 9:26 left in the game.

The Titans showed some promise as they drove down to the Bills 20-yard line but **S Damar Hamlin** intercepted a Rudolph pass to give the ball back to the Bills offense with 4:37 left. Buffalo capitalized on the turnover with another touchdown, this one a 16-yard run by **RB Ray Davis**, to give the Bills the 34-10 victory.

## SCORING

	1	2	3	4	Final
Tennessee	3	7	0	0	10
Buffalo	0	7	10	17	34

TEAM	SCORING PLAY	TIME
Titans	N.Folk 25 yd. Field Goal	1-2:57
Titans	N.Westbrook-Ikhine 4 yd. pass from M.Rudolph (N.Folk kick)	2-11:31
Bills	J.Cook 11 yd. run (T.Bass kick)	2-10:04
Bills	A.Cooper 12 yd. pass from J.Allen (T.Bass kick)	3-10:23
Bills	T.Bass 28 yd. Field Goal	3-4:12
Bills	Ty.Johnson 4 yd. pass from J.Allen (T.Bass kick)	4-14:54
Bills	T.Bass 30 yd. Field Goal	4-9:26
Bills	R.Davis 16 yd. run (T.Bass kick)	4-1:53

**Missed FGs:** None  
**Attendance:** 70,842  
**Time of Game:** 3:08  
**Weather:** 66°, Sunny, Wind WSW 12 mph  
**Referee:** John Hussey



## TEAM STATISTICS

	Titans	Bills
TOTAL FIRST DOWNS	18	18
THIRD DOWN EFFICIENCY	6-16-37.5%	3-10-30.0%
FOURTH DOWN EFFICIENCY	1-2-50.0%	0-0-0.0%
TOTAL NET YARDS	289	389
Plays - Avg.	67-4.3	54-7.2
NET YARDS RUSHING	89	74
Rushes - Avg.	24-3.7	20-3.7
NET YARDS PASSING	200	315
Sacks - Yards Lost	3-15	1-8
PASS ATT-COMP-INT	40-25-1	33-21-0
PUNTS - Avg.	5-53.2	5-39.4
Net Punting Average	42.0	33.8
PUNT RETURNS - Yards	2-8	5-56
KICKOFF RETURNS - Yards	2-55	1-27
INTERCEPTIONS - Yards	0-0	1-0
PENALTIES Number and Yards	8-52	5-40
FUMBLES Number and Lost	4-1	1-0
TOUCHDOWNS	1	4
EXTRA POINTS Made-Attempts	1-1	4-4
RED ZONE EFFICIENCY	1-3-33%	4-6-67%
GOAL TO GO EFFICIENCY	0-0-0%	1-1-100%
SAFETIES	0	0
GIVEAWAYS	2	0
TAKEAWAYS	0	2
TIME OF POSSESSION	32:46	27:14

## TITANS STARTERS

OFFENSE		DEFENSE	
WR 0	C.Ridley	DE 69	S.Joseph-Day
TE 84	N.Vannett	NT 93	T.Sweat
LT 55	J.Latham	DT 98	J.Simmons
LG 77	P.Skoronski	OLB 58	H.Landry
C 79	L.Cushenberry	LB 56	K.Murray
RG 75	D.Radunz	LB 53	E.Jones
RT 71	J.Duncan	CB 29	J.Brownlee
TE 81	J.Whyte	CB 21	R.McCreary
WR 10	D.Hopkins	CB 39	D.Baker
QB 11	M.Rudolph	S 37	A.Hooker
RB 20	T.Pollard	S 28	Q.Diggs

## BILLS STARTERS

OFFENSE		DEFENSE	
WR 0	K.Coleman	DE 50	G.Rousseau
WR 13	M.Hollins	DT 91	E.Oliver
LT 73	D.Dawkins	DT 92	Da.Jones
LG 76	D.Edwards	DE 94	D.Smoot
C 66	C.McGovern	MLB 43	T.Bernard
RG 64	O.Terrence	SLB 42	Do.Williams
RT 79	S.Brown	CB 7	Ta.Johnson
TE 88	D.Knox	CB 47	C.Benford
WR 10	K.Shakir	CB 31	R.Douglas
QB 17	J.Allen	S 9	T.Rapp
RB 4	J.Cook	S 3	D.Hamlin

## TITANS INDIVIDUAL STATISTICS

Rushing	Att	Yds	Avg	Lg	TD
T.Pollard	16	61	3.8	14	0
J.Chestnut	3	15	5.0	8	0
M.Rudolph	5	13	2.6	8	0
<b>Total</b>	<b>24</b>	<b>89</b>	<b>3.7</b>	<b>14</b>	<b>0</b>

Passing	Att	Cmp	Yds	TD	Lg	IN	Rt
M.Rudolph	40	25	215	1	26	1	74.5
<b>Total</b>	<b>40</b>	<b>25</b>	<b>215</b>	<b>1</b>	<b>26</b>	<b>1</b>	<b>74.5</b>

Receiving	No	Yds	Avg	Lg	TD
T.Boyd	5	43	8.6	12	0
C.Okonkwo	4	50	12.5	26	0
N.Vannett	4	25	6.3	11	0
C.Ridley	3	42	14.0	33	0
J.Whyte	3	34	11.3	12	0
N.Westbrook-Ikhine	2	10	5.0	6	1
T.Pollard	2	4	2.0	2	0
J.Chestnut	1	9	9.0	9	0
D.Hopkins	1	-2	-2.0	6	0
<b>Total</b>	<b>25</b>	<b>215</b>	<b>8.6</b>	<b>33</b>	<b>1</b>

Interceptions	No	Yds	Avg	Lg	TD
None					

## Leading Tacklers (Press Box Totals)

K.Murray 7-4-3; J.Brownlee 6-5-1

**Sacks:** A.Key 1.0

**FF:** A.Hooker

**FR:** None

## BILLS INDIVIDUAL STATISTICS

Rushing	Att	Yds	Avg	Lg	TD
R.Davis	5	41	8.2	22	1
J.Cook	12	32	2.7	11	1
J.Allen	3	1	0.3	7	0
<b>Total</b>	<b>20</b>	<b>74</b>	<b>3.7</b>	<b>22</b>	<b>2</b>

Passing	Att	Cmp	Yds	TD	Lg	IN	Rt
J.Allen	33	21	323	2	57	1	116.1
<b>Total</b>	<b>33</b>	<b>21</b>	<b>323</b>	<b>2</b>	<b>57</b>	<b>1</b>	<b>116.1</b>

Receiving	No	Yds	Avg	Lg	TD
K.Shakir	7	65	9.3	20	0
K.Coleman	4	125	31.3	57	0
A.Cooper	4	66	16.5	27	1
D.Kincaid	3	52	17.3	25	0
R.Davis	1	6	6.0	6	0
D.Knox	1	5	5.0	5	0
Ty.Johnson	1	4	4.0	4	1
<b>Total</b>	<b>21</b>	<b>323</b>	<b>15.4</b>	<b>57</b>	<b>2</b>

Interceptions	No	Yds	Avg	Lg	TD
D.Hamlin	1	0	0.0	0	0
<b>Totals</b>	<b>1</b>	<b>0</b>	<b>0.0</b>	<b>0</b>	<b>0</b>

## Leading Tacklers (Press Box Totals)

Do.Williams 10-6-4; T.Bernard 8-6-2

**Sacks:** A.Epenesa 1.0; Da.Jones 1.0;

G.Rousseau 0.5; D.Smoot 0.5

**FF:** A.Epenesa 1; E.Oliver 1

**FR:** T.Bernard



# TITANS-LIONS: GAME SUMMARY



**Week 8: Titans 14, Lions 52**  
**Sunday, Oct. 27, 2024 • 1:00 p.m. EDT • Ford Field**



In Week 8 of the 2024 season, the Titans traveled to Detroit and lost by a score of 52-14. The Titans defense forced a punt on the Lions first possession, but four plays later **QB Mason Rudolph** was intercepted by **LB Trevor Nowaske** at the Titans own 31-yard line. **RB David Montgomery** found the end zone two plays later on a seven-yard run to give the Lions an early 7-0 lead with 10:31 left in the first.

Tennessee responded later in the first quarter with a four-play, 75-yard touchdown drive. Rudolph connected on a pair of big plays as he found **TE Josh Whyle** for a 33-yard gain and **WR Calvin Ridley** for 26 yards before capping it off with an 11-yard rushing touchdown to tie the game 7-7 with 4:07 left in the quarter. It was Rudolph's first career rushing touchdown.

Detroit answered on the next play from scrimmage with a 70-yard touchdown run by **RB Jahmyr Gibbs** to retake a 14-7 lead.

The Titans then scored less than a minute into the second quarter, on a five-yard touchdown pass from Rudolph to **WR Nick Westbrook-Ikhine**, which capped off a seven-play, 70-yard drive that included four receptions for 79 yards by Ridley.

The Lions scored 38 unanswered points from there to close out the game. Following a 75-yard kickoff return by **CB Khalil Dorsey**, the Lions surged back ahead 21-14 on a nine-yard touchdown pass from **QB Jared Goff** to **TE Brock Wright**.

Rudolph was intercepted by **S Kerby Joseph** on the next play to give the Lions the ball at the Tennessee 12-yard line. Goff found **WR Amon-Ra St. Brown** on a one-yard touchdown pass four plays later to give Detroit a 28-14 lead with 11:37 left in the half.

A 64-yard punt return by **WR Kalif Raymond** set up another Lions score, this one a three-yard pass from Montgomery to **TE Sam LaPorta** to make it 35-14 with 2:18 left in the half.

Titans had a chance to cut the lead at the end of the first half, facing first-and-goal at the Detroit one-yard line, but were unable to capitalize after four consecutive incompletions ended the drive and the half.

The Lions made it 42-14 early in the third quarter on a 90-yard punt return for a touchdown by Raymond.

Later in the third, after a lost Ridley fumble put the Lions at the Titans 26-yard line, Goff found Raymond for a seven-yard touchdown completion to make it 49-14 with 6:12 left in the

third quarter.

A 51-yard field goal by **K Jake Bates** closed out the scoring at 52-14 to drop the Titans to 1-6 on the season.

## SCORING

	1	2	3	4	Final
Tennessee	7	7	0	0	14
Detroit	14	21	17	0	52

TEAM	SCORING PLAY	TIME
Lions	D.Montgomery 7 yd. run (J.Bates kick)	1-10:31
Titans	M.Rudolph 11 yd. run (N.Folk kick)	1-4:07
Lions	J.Gibbs 70 yd. run (J.Bates kick)	1-3:57
Titans	N.Westbrook-Ikhine 5 yd. pass from M.Rudolph (N.Folk kick)	2-14:18
Lions	B.Wright 8 yd. pass from J.Goff (J.Bates kick)	2-12:51
Lions	A.St. Brown. 1 yd pass from J.Goff (J.Bates kick)	2-11:37
Lions	S.LaPorta 3 yd. pass from D.Montgomery	2-2:18
Lions	K.Raymond 90 yd. punt return (J.Bates kick)	3-12:46
Lions	K.Raymond 7 yd. pass from J.Goff (J.Bates kick)	3-6:12
Lions	J.Bates 51 yd. Field Goal	3-1:08

Missed FGs: None

Attendance: 64,316

Time of Game: 2:53

Weather: Indoor

Referee: Carl Cheffers



## TEAM STATISTICS

	Titans	Lions
TOTAL FIRST DOWNS	23	17
THIRD DOWN EFFICIENCY	3-11-27.3%	3-9-33.3%
FOURTH DOWN EFFICIENCY	1-2-50.0%	0-0-0.0%
TOTAL NET YARDS	416	225
Plays - Avg.	71-5.9	47-4.8
NET YARDS RUSHING	158	164
Rushes - Avg.	32-4.9	24-6.8
NET YARDS PASSING	258	61
Sacks - Yards Lost	1-8	4-33
PASS ATT-COMP-INT	38-22-2	19-15-0
PUNTS - Avg.	6-49.3	5-61.0
Net Punting Average	17.7	56.2
PUNT RETURNS - Yards	3-24	5-190
KICKOFF RETURNS - Yards	1-29	1-72
INTERCEPTIONS - Yards	0-0	2-41
PENALTIES Number and Yards	8-60	3-29
FUMBLES Number and Lost	3-2	2-0
TOUCHDOWNS	2	7
EXTRA POINTS Made-Attempts	2-2	7-7
RED ZONE EFFICIENCY	2-4-50%	5-5-100%
GOAL TO GO EFFICIENCY	1-2-50%	4-4-100%
SAFETIES	0	0
GIVEAWAYS	4	0
TAKEAWAYS	0	4
TIME OF POSSESSION	35:37	24:23

## TITANS STARTERS

OFFENSE		DEFENSE	
WR 0	C.Ridley	DE 69	S.Joseph-Day
TE 84	N.Vannett	NT 93	T.Sweat
LT 55	J.Latham	DT 98	J.Simmons
LG 77	P.Skoronski	OLB 58	H.Landry
C 79	L.Cushenberry	OLB 49	A.Key
RG 75	D.Radunz	LB 56	K.Murray
RT 72	L.Watson	LB 50	J.Gibbins
TE 81	J.Whyle	S 37	A.Hooker
WR 15	N.Westbrook	S 28	Q.Diggs
QB 11	M.Rudolph	CB 39	D.Baker
RB 20	T.Pollard	CB 29	J.Brownlee

## LIONS STARTERS

OFFENSE		DEFENSE	
TE 87	S.LaPorta	DL 54	A.McNeill
LT 68	T.Decker	DL 98	D.Reader
LG 60	G.Glasgow	DL 91	L.Onwuzurike
C 77	F.Ragnow	LB 34	A.Anzalone
RG 71	K.Zeitler	LB 46	J.Campbell
RT 58	P.Sewell	LB 69	A.Muhammad
TE 89	B.Wright	LB 53	T.Nowaske
WR 14	A.St. Brown	DB 32	B.Branch
WR 17	T.Patrick	S 31	K.Joseph
QB 16	J.Goff	CB 0	T.Arnold
RB 5	D.Montgomery	CB 23	C.Davis

## TITANS INDIVIDUAL STATISTICS

Rushing	Att	Yds	Avg	Lg	TD
T.Pollard	20	94	4.7	17	0
J.Chestnut	7	32	4.6	9	0
M.Rudolph	4	29	7.3	14	1
C.Ridley	1	3	3.0	3	0
<b>Total</b>	<b>32</b>	<b>158</b>	<b>4.9</b>	<b>17</b>	<b>1</b>

Passing	Att	Cmp	Yds	TD	Lg	IN	Rt
M.Rudolph	38	22	266	1	47	2	66.3
<b>Total</b>	<b>38</b>	<b>22</b>	<b>266</b>	<b>1</b>	<b>47</b>	<b>2</b>	<b>66.3</b>

Receiving	No	Yds	Avg	Lg	TD
C.Ridley	10	143	14.3	47	0
T.Pollard	3	23	7.7	17	0
T.Boyd	3	14	4.7	5	0
N.Westbrook-Ikhine	2	39	19.5	34	1
J.Whyle	2	33	16.5	33	0
C.Okonkwo	2	14	7.0	18	0
<b>Total</b>	<b>22</b>	<b>266</b>	<b>12.1</b>	<b>47</b>	<b>1</b>

Interceptions	No	Yds	Avg	Lg	TD
None					

## Leading Tacklers (Press Box Totals)

J.Gibbins 8-4-4; Q.Diggs 7-6-1

Sacks: A.Key 2.0; R.McCreary 1.0; J.Simmons 1.0

FF: A.Key 1; J.Simmons 1

FR: None

## LIONS INDIVIDUAL STATISTICS

Rushing	Att	Yds	Avg	Lg	TD
J.Gibbs	11	127	11.5	70	1
D.Montgomery	9	33	3.7	9	1
C.Reynolds	3	3	1.0	3	0
J.Goff	1	1	1.0	1	0
<b>Total</b>	<b>24</b>	<b>164</b>	<b>6.8</b>	<b>70</b>	<b>2</b>

Passing	Att	Cmp	Yds	TD	Lg	IN	Rt
J.Goff	15	12	85	3	24	0	0129.9
H.Hooker	3	2	6	0	4	0	70.1
D.Montgomery	1	1	3	1	3	0	0118.8
<b>Total</b>	<b>19</b>	<b>15</b>	<b>94</b>	<b>4</b>	<b>24</b>	<b>0</b>	<b>0126.9</b>

Receiving	No	Yds	Avg	Lg	TD
S.LaPorta	6	48	8.0	24	1
K.Raymond	2	14	7.0	7	1
A.St. Brown	2	7	3.5	6	1
I.Williams	2	6	3.0	4	0
B.Wright	1	8	8.0	8	1
J.Gibbs	1	6	6.0	6	0
D.Montgomery	1	5	5.0	5	0
<b>Total</b>	<b>15</b>	<b>94</b>	<b>6.3</b>	<b>24</b>	<b>4</b>

## Interceptions

Interceptions	No	Yds	Avg	Lg	TD
K.Joseph	1	33	33.0	33	0
T.Nowaske	1	8	8.0	8	0
<b>Totals</b>	<b>2</b>	<b>41</b>	<b>20.5</b>	<b>33</b>	<b>0</b>

## Leading Tacklers (Press Box Totals)

J.Campbell 10-5-5; T.Arnold 7-7-0

Sacks: A.Anzalone 1.0

FF: A.Robertson 2

FR: C.Davis 1; I.Thomas 1

# TITANS-PATRIOTS: GAME SUMMARY



**Week 9: Titans 20, Patriots 17 (OT)**  
**Sunday, Nov. 3, 2024 • 12:00 p.m. CST • Nissan Stadium**



In Week 9 of the 2024 season, the Titans hosted the New England Patriots and won by a score of 20-17 in overtime.

The Titans got off to a fast start. Winning the coin toss, Tennessee elected to receive to start the game. **QB Mason Rudolph** guided an eight-play, 75-yard drive on the opening possession, capping it off with a nine-yard touchdown pass to **TE Nick Vannett** to give the Titans a 7-0 lead. The drive featured a 32-yard run by **RB Tony Pollard** to set up goal-to-go.

The Patriots then drove down to the Tennessee 38-yard line. Facing third-and-five, **QB Drake Maye** was sacked for a four-yard loss by **OLB Harold Landry III** forcing the 56-yard field goal attempt which **K Joey Slye** missed to keep the score 7-0 with 7:03 left in the first.

On the first play of the second quarter, **S Amani Hooker** intercepted a Maye pass and returned it 17 yards to the New England 40-yard line. The Titans were unable to capitalize after driving the ball to the Patriots three-yard line, a Rudolph pass went off the hands of **TE Chig Okonkwo** and was intercepted by **LB Jahlan Tavai** in the end zone.

On the Patriots next possession, they cut the lead to 7-3 with a 52-yard field goal by Slye with 7:13 left in the second quarter. Neither team scored again before the halftime break.

At the start of the second half, the Patriots took their only lead of the day on a one-yard touchdown run by **RB Rhamondre Stevenson**, which capped off a 12-play, 70-yard drive to make it 10-7 with 7:39 left in the third quarter.

Tennessee responded with a long drive of their own, going for 14 plays and 67 yards, which **K Nick Folk** capped off with a 21-yard field goal to make it 10-10 with 34 seconds left in the third quarter. **WR Nick Westbrook-Ikhine** and **WR Tyler Boyd** made key third down conversions to keep the drive alive.

Later in the fourth quarter, **OLB Arden Key** came up with a big defensive play when he sacked Maye and knocked the ball loose in the process. **DT Jeffery Simmons** recovered the fumble at the New England 26-yard line. The Titans cashed in on the turnover five plays later when Rudolph found Westbrook-Ikhine for a six-yard touchdown to take a 17-10 lead with 4:27 left.

Titans defense forced a punt on the Patriots next offensive possession, before the Titans offense went three-and-out and punted the ball back to New England with 1:45 left in the game.

New England was able to drive down to the Tennessee five-yard line on 10 plays with no

time outs. Facing third-and-five with the game on the line and the clock running out Maye was able to scramble for almost 12 seconds before finding Stevenson for the five-yard touchdown to send the game to overtime.

The Titans responded. Rudolph conducted a 13-play, 72-yard drive after the Titans won the toss and Folk capped it off with a 25-yarder with 2:32 left in overtime to give the Titans the lead. The drive featured two completions to **WR Calvin Ridley** for 30 yards and 36 yards on seven carries for Pollard which forced New England to burn both of their time outs.

The Patriots then took over at their own 30-yard line. Three plays later Hooker came up with his second interception of the day to seal the win for the Titans.

## SCORING

	1	2	3	4	OT	Final
New England	0	3	7	7	0	17
Tennessee	7	0	3	7	3	20

## TEAM SCORING PLAY

TEAM	SCORING PLAY	TIME
Titans	N.Vannett 9 yd. pass from M.Rudolph (N.Folk kick)	1-10:18
Patriots	J.Slye 52 yd. Field Goal	2-7:13
Patriots	R.Stevenson 1 yd. run (J.Slye kick)	3-7:39
Titans	N.Folk 21 yd. Field Goal	3-0:34
Titans	N.Westbrook-Ikhine 6 yd. pass from M.Rudolph (N.Folk kick)	4-4:27
Patriots	R.Stevenson 5 yd. pass from D.Maye (J.Slye kick)	4-0:00
Titans	N.Folk 25 yd. Field Goal	5-2:32

**Missed FGs:** J.Slye 56WR

**Attendance:** 66,533

**Time of Game:** 3:19

**Weather:** 75°, Cloudy, Wind S 10 mph

**Referee:** Alex Kemp



## TEAM STATISTICS

	Patriots	Titans
TOTAL FIRST DOWNS	20	24
THIRD DOWN EFFICIENCY	3-11-27.3%	7-16-43.8%
FOURTH DOWN EFFICIENCY	1-1-100.0%	0-1-0.0%
TOTAL NET YARDS	295	400
Plays - Avg.	65-4.5	73-5.5
NET YARDS RUSHING	110	167
Rushes - Avg.	20-5.5	39-4.3
NET YARDS PASSING	185	233
Sacks - Yards Lost	4-21	1-7
PASS ATT-COMP-INT	41-29-2	33-20-1
PUNTS - Avg.	4-42.3	5-46.6
Net Punting Average	40.5	28.8
PUNT RETURNS - Yards	2-69	1-7
KICKOFF RETURNS - Yards	0-0	2-47
INTERCEPTIONS - Yards	1-0	2-19
PENALTIES Number and Yards	8-58	10-67
FUMBLES Number and Lost	2-1	3-0
TOUCHDOWNS	2	2
EXTRA POINTS Made-Attempts	2-2	2-2
RED ZONE EFFICIENCY	2-2-100%	2-5-40%
GOAL TO GO EFFICIENCY	2-2-100%	2-4-50%
SAFETIES	0	0
GIVEAWAYS	3	1
TAKEAWAYS	1	3
TIME OF POSSESSION	29:09	38:44

## PATRIOTS STARTERS

OFFENSE		DEFENSE	
WR 3	D.Douglas	DE 99	K.White
WR 84	K.Bourne	DT 92	D.Godchaux
TE 85	H.Henry	DT 95	D.Ekual
LT 59	V.Lowe	LB 33	A.Jennings
LG 74	M.Jordan	LB 53	C.Ellis
C 77	B.Brown	LB 48	J.Tavai
RG 64	L.Robinson	CB 31	J.Jones
RT 71	M.Onwenu	CB 25	M.Jones
WR 9	K.Boutte	CB 0	C.Gonzalez
QB 10	D.Maye	S 21	J.Hawkins
RB 38	R.Stevenson	S 15	M.Mapu

## TITANS STARTERS

OFFENSE		DEFENSE	
WR 15	N.Westbrook	OLB 49	A.Key
LT 55	J.Latham	DE 69	S.Joseph-Day
LG 77	P.Skoronski	DT 98	J.Simmons
C 79	L.Cushenberry	OLB 58	H.Landry
RG 60	D.Brunskill	LB 56	K.Murray
RT 72	L.Watson	LB 50	J.Gibbens
WR 0	C.Ridley	CB 21	R.McCreary
TE 85	C.Okonkwo	CB 39	D.Baker
WR 80	B.Oliver	S 37	A.Hooker
QB 11	M.Rudolph	S 28	Q.Diggs
RB 20	T.Pollard	CB 29	J.Brownlee

## PATRIOTS INDIVIDUAL STATISTICS

Rushing	Att	Yds	Avg	Lg	TD
D.Maye	8	95	11.9	26	0
R.Stevenson	10	16	1.6	5	1
J.Hasty	1	0	0.0	0	0
A.Gibson	1	-1	-1.0	-1	0
<b>Total</b>	<b>20</b>	<b>110</b>	<b>5.5</b>	<b>26</b>	<b>1</b>

Passing	Att	Cmp	Yds	TD	Lg	IN	Rt
D.Maye	41	29	206	1	21	2	69.8
<b>Total</b>	<b>41</b>	<b>29</b>	<b>206</b>	<b>1</b>	<b>21</b>	<b>2</b>	<b>69.8</b>

Receiving	No	Yds	Avg	Lg	TD
H.Henry	7	56	8.0	13	0
D.Douglas	7	35	5.0	21	0
R.Stevenson	5	38	7.6	12	1
K.Bourne	4	41	10.3	14	0
K.Boutte	2	18	9.0	11	0
A.Gibson	1	12	12.0	12	0
A.Hooper	1	8	8.0	8	0
J.Bell	1	1	1.0	1	0
J.Hasty	1	-3	-3.0	-3	0
<b>Total</b>	<b>29</b>	<b>206</b>	<b>7.1</b>	<b>21</b>	<b>1</b>

Interceptions	No	Yds	Avg	Lg	TD
J.Tavai	1	0	0.0	0	0
<b>Totals</b>	<b>1</b>	<b>0</b>	<b>0.0</b>	<b>0</b>	<b>0</b>

## Leading Tacklers (Press Box Totals)

J.Tavai 11-6-5; D.Ekual 7-3-4

**Sacks:** D.Wise 1.0

**FF:** None

**FR:** None

## TITANS INDIVIDUAL STATISTICS

Rushing	Att	Yds	Avg	Lg	TD
T.Pollard	28	128	4.6	32	0
J.Chestnut	5	22	4.4	12	0
M.Rudolph	4	19	4.8	13	0
T.Boyd	1	3	3.0	3	0
J.Jackson	1	-5	-5.0	-5	0
<b>Total</b>	<b>39</b>	<b>167</b>	<b>4.3</b>	<b>32</b>	<b>0</b>

Passing	Att	Cmp	Yds	TD	Lg	IN	Rt
M.Rudolph	33	20	240	2	25	1	90.5
<b>Total</b>	<b>33</b>	<b>20</b>	<b>240</b>	<b>2</b>	<b>25</b>	<b>1</b>	<b>90.5</b>

Receiving	No	Yds	Avg	Lg	TD
C.Ridley	5	73	14.6	25	0
N.Westbrook-Ikhine	5	50	10.0	14	1
C.Okonkwo	3	38	12.7	21	0
T.Pollard	3	26	8.7	12	0
N.Vannett	2	33	16.5	24	1
J.Whyle	1	12	12.0	12	0
J.Jackson	1	8	8.0	8	0
<b>Total</b>	<b>20</b>	<b>240</b>	<b>12.0</b>	<b>25</b>	<b>2</b>

Interceptions	No	Yds	Avg	Lg	TD
A.Hooker	2	19	9.5	17	0
<b>Totals</b>	<b>2</b>	<b>19</b>	<b>9.5</b>	<b>17</b>	<b>0</b>

## Leading Tacklers (Press Box Totals)

J.Gibbens 14-5-9; J.Brownlee 7-6-1

**Sacks:** H.Landry 1.0; A.Key 1.0; J.Simmons 1.0;

J.Gibbens 0.5; S.Joseph 0.5

**FF:** A.Key 1

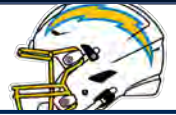
**FR:** J.Simmons 1



# TITANS-CHARGERS: GAME SUMMARY



**Week 10: Titans 17, Chargers 27**  
**Sunday, Nov. 10, 2024 • 1:00 p.m. PST • SoFi Stadium**



In Week 10 of the 2024 season, the Titans traveled to Los Angeles and lost by a score of 27-17 to the Chargers.

The Chargers started the game with a 12-play, 68-yard drive that culminated in a 21-yard field goal by **K Cameron Dicker** to take an early 3-0 lead.

The Titans answered immediately, scoring on a 41-yard touchdown strike from **QB Will Levis** to **WR Calvin Ridley**, which capped a seven-play, 72-yard drive on the team's opening possession.

Early in the second quarter, the Chargers drove down to the Tennessee 24-yard line but a pass breakup in the end zone from **CB Roger McCreary** on third down forced another Dicker field goal, this one from 37 yards out to make it 7-6 with 12:07 left in the first half.

On the next possession, the Titans had a chance to extend their lead facing first-and-10 at the Los Angeles 21-yard line. But two penalties pushed Tennessee back to the Los Angeles 39-yard line and **K Nick Folk** missed the 49-yard field goal attempt.

The Chargers then took a 13-7 lead with 1:55 left in the half on a four-yard touchdown run by **QB Justin Herbert**, who scrambled for the score on fourth-and-one.

The Titans went three-and-out on their next possession and the Chargers took over at their own 13-yard line. Three plays later, **DT Jeffery Simmons** sacked Herbert as he was releasing the football. The ball was knocked loose and McCreary picked it up and returned it 20 yards for an apparent touchdown. Officials on the field ruled it a touchdown to make it 13-13. However, the replay official reviewed the fumble ruling and the call was reversed to an incomplete pass leaving the score 13-7 heading into the half.

On the opening drive of the second half, the Titans cut the lead to 13-10 on a 27-yard field goal from Folk, which capped an 11-play, 62-yard drive. Levis completed three passes for 44 yards and added 12 yards rushing on two attempts on the march.

However, **WR Derius Davis** returned the ensuing kickoff 56 yards to the Tennessee 43-yard line. The Chargers extended the lead seven plays later on a 16-yard touchdown pass from Herbert to **WR Quentin Johnson** to make it 20-10 with 3:24 left in the third.

The Titans were forced to punt on their next possession after Levis was sacked twice on the drive and the Chargers took over at their own five-yard line. From there, Los Angeles went

95 yards on 11 plays and capped off the drive with a one-yard touchdown run from **RB Hassan Haskins** to make it 27-10 with 7:39 left in the game.

Later in the fourth quarter, Levis connected with Ridley for a 15-yard touchdown, which capped a nine-play, 61-yard drive to make it 27-17 with just 49 seconds left on the clock. The Chargers recovered Folk's onside kick to seal the victory and drop the Titans to 2-7 on the season.

## SCORING

	1	2	3	4	Final
Tennessee	7	0	3	7	17
Los Angeles	3	10	7	7	27

## TEAM SCORING PLAY

TEAM	SCORING PLAY	TIME
Chargers	C.Dicker 21 yd. Field Goal	1-8:08
Titans	C.Ridley 41 yd. pass from W.Levis (N.Folk kick)	1-4:25
Chargers	C.Dicker 37 yd. Field Goal	2-12:07
Chargers	J.Herbert 4 yd. run (C.Dicker kick)	2-1:55
Titans	N.Folk 27 yd. Field Goal	3-7:51
Chargers	Q.Johnston 16 yd. pass from J.Herbert (C.Dicker kick)	3-3:24
Chargers	H.Haskins 1 yd. run (C.Dicker kick)	4-7:39
Titans	C.Ridley 15 yd. pass from W.Levis (N.Folk kick)	4-0:49

Missed FGs: Folk 49WR

Attendance: 68,796

Time of Game: 2:41

Weather: 73°, Sunny Wind SW 6 mph

Referee: Craig Wrolstad



## TEAM STATISTICS

	Titans	Chargers
TOTAL FIRST DOWNS	19	23
THIRD DOWN EFFICIENCY	3-9-33.3%	4-10-40.0%
FOURTH DOWN EFFICIENCY	0-0-0.0%	1-1-100.0%
TOTAL NET YARDS	289	309
Plays - Avg.	51-5.7	57-5.4
NET YARDS RUSHING	132	145
Rushes - Avg.	21-6.3	39-3.7
NET YARDS PASSING	157	164
Sacks - Yards Lost	7-18	0-0
PASS ATT-COMP-INT	23-18-0	18-14-0
PUNTS - Avg.	4-53.5	3-38.7
Net Punting Average	50.0	38.7
PUNT RETURNS - Yards	0-0	2-14
KICKOFF RETURNS - Yards	3-87	1-56
INTERCEPTIONS - Yards	0-0	0-0
PENALTIES Number and Yards	9-68	5-30
FUMBLES Number and Lost	1-0	0-0
TOUCHDOWNS	2	3
EXTRA POINTS Made-Attempts	2-2	3-3
RED ZONE EFFICIENCY	1-3-33%	3-5-60%
GOAL TO GO EFFICIENCY	0-0-0%	1-2-50%
SAFETIES	0	0
GIVEAWAYS	0	0
TAKEAWAYS	0	0
TIME OF POSSESSION	29:01	30:59

## TITANS STARTERS

OFFENSE		DEFENSE	
WR 15	N.Westbrook	OLB 49	A.Key
TE 84	N.Vannett	NT 93	T.Sweat
LT 55	J.Latham	DT 98	J.Simmons
LG 77	P.Skoronski	OLB 58	H.Landry
C 60	D.Brunskill	LB 56	K.Murray
RG 75	D.Radunz	LB 50	J.Gibbens
RT 72	L.Watson	CB 21	R.McCreary
WR 0	C.Ridley	CB 39	D.Baker
WR 83	T.Boyd	CB 29	J.Brownlee
QB 8	W.Levis	S 37	A.Hooker
RB 20	T.Pollard	S 44	M.Brown

## CHARGERS STARTERS

OFFENSE		DEFENSE	
WR 1	Q.Johnston	OLB 52	K.Mack
LT 70	R.Slater	DL 95	P.Ford
LG 77	Z.Johnson	DL 93	O.Ogbonnia
C 75	B.Bozeman	OLB 45	T.Tuipulotu
RG 68	J.Salyer	LB 6	D.Perryman
RT 76	J.Alt	LB 0	D.Henley
WR 89	J.Reagor	S 3	D.James
TE 81	W.Dissly	S 32	A.Gilman
WR 15	L.McConkey	CB 20	C.Hart
QB 10	J.Herbert	CB 22	E.Molden
RB 27	J.Dobbins	CB 29	T.Still

## TITANS INDIVIDUAL STATISTICS

Rushing	Att	Yds	Avg	Lg	TD
T.Spears	7	47	6.7	19	0
T.Pollard	9	44	4.9	15	0
W.Levis	5	41	8.2	12	0
<b>Total</b>	<b>21</b>	<b>132</b>	<b>6.3</b>	<b>19</b>	<b>0</b>

Passing	Att	Cmp	Yds	TD	Lg	IN	Rt
W.Levis	23	18	175	2	41	0	127.4
<b>Total</b>	<b>23</b>	<b>18</b>	<b>175</b>	<b>2</b>	<b>41</b>	<b>0</b>	<b>0127.4</b>

Receiving	No	Yds	Avg	Lg	TD
C.Ridley	5	84	16.8	41	2
T.Pollard	4	19	4.8	15	0
N.Westbrook-Ikhine	3	31	10.3	13	0
T.Spears	3	4	1.3	6	0
B.Oliver	2	23	11.5	19	0
C.Okonkwo	1	14	14.0	14	0
<b>Total</b>	<b>18</b>	<b>175</b>	<b>9.7</b>	<b>41</b>	<b>2</b>

Interceptions	No	Yds	Avg	Lg	TD
None					

## Leading Tacklers (Press Box Totals)

J.Gibbens 15-10-5; M.Brown 7-5-2

Sacks: None

FF: None

FR: None

## CHARGERS INDIVIDUAL STATISTICS

Rushing	Att	Yds	Avg	Lg	TD
G.Edwards	10	55	5.5	11	0
J.Dobbins	15	50	3.3	12	0
J.Herbert	9	32	3.6	8	1
D.Davis	1	6	6.0	6	0
H.Haskins	2	4	2.0	3	1
J.Reagor	2	-2	-1.0	1	0
<b>Total</b>	<b>39</b>	<b>145</b>	<b>3.7</b>	<b>12</b>	<b>2</b>

Passing	Att	Cmp	Yds	TD	Lg	IN	Rt
J.Herbert	18	14	164	1	37	0	0123.1
<b>Total</b>	<b>18</b>	<b>14</b>	<b>164</b>	<b>1</b>	<b>37</b>	<b>0</b>	<b>0123.1</b>

Receiving	No	Yds	Avg	Lg	TD
W.Dissly	5	30	6.0	14	0
J.Dobbins	3	5	1.7	4	0
L.McConkey	2	52	26.0	37	0
Q.Johnston	2	24	12.0	16	1
J.Palmer	1	36	36.0	36	0
D.Davis	1	17	17.0	17	0
<b>Total</b>	<b>14</b>	<b>164</b>	<b>11.7</b>	<b>37</b>	<b>1</b>

Interceptions	No	Yds	Avg	Lg	TD
None					

## Leading Tacklers (Press Box Totals)

D.Henley 13-10-3; E.Molden 8-4-4

Sacks: B.Dupree 2.0; T.Tuipulotu 2.0; J.Bosa 1.0; P.Ford 1.0; D.Henley 1.0

FF: B.Dupree 1

FR: None



# TITANS-VIKINGS: GAME SUMMARY



## Week 11: Titans 13, Vikings 23 Sunday, Nov. 17, 2024 • 12:00 p.m. CST • Nissan Stadium



In Week 11 of the 2024 season, the Titans hosted the Minnesota Vikings and fell by a score of 23-13.

The Titans took an early 3-0 lead on a **K Nick Folk** 30-yard field goal, which was set up by a fumble recovery by **DT Jeffery Simmons**, his second of the season.

However the Vikings answered back quickly on a 47-yard touchdown pass from **QB Sam Darnold** to **WR Jordan Addison** to make it 7-3 with 3:16 left in the first quarter. The scoring drive was kept alive after a pass interference penalty on **CB Jarvis Brownlee Jr.** on an incomplete third-down pass gave the Vikings a fresh set of downs. It was one of 13 penalties called on the Titans for the day.

Another penalty came later in the second quarter as the Titans appeared to come up with a big fourth-down goal-line stop as **S Mike Brown** broke up a pass intended for Addison with a clean, legal hit to the chest which dislodged the football, but flags went flying and an unnecessary roughness penalty gave the Vikings a fresh set of downs on the one-yard line. They scored on the next play with a Darnold one-yard touchdown run.

The Titans went three-and-out on their next offensive possession to give the Vikings the ball at their own 38-yard line with 6:08 left in the half. Minnesota then strung together an 11-play, 40-yard drive that culminated in a 40-yard field goal by **K John Parker Romo** to go into the halftime break with a 16-3 lead.

Both teams traded punts to start the second half and a 47-yard punt by **P Ryan Wright** pinned the Titans at their own two-yard line. But **QB Will Levis** hit **WR Nick Westbrook-Ikhine** streaking down the sideline for the 98-yard touchdown, which tied for the longest reception in franchise history and the longest pass of anyone in the NFL this season.

The excitement in Nissan Stadium was short-lived as Minnesota answered on its next possession with a three-yard touchdown pass from Darnold to **RB Cam Akers** that capped a seven-play, 65-yard drive and extended the Vikings lead to 23-10 with 3:15 left in the third quarter.

On the Titans next drive, Levis found **WR Calvin Ridley** for a 51-yard touchdown but an illegal formation penalty on **T Isaiah Prince** wiped the score off the board and Tennessee was forced to settle for a 43-yard field goal to make it 23-13 to start the fourth quarter.

But the Titans didn't score again as two fourth-down conversion attempts failed and a late interception on a Levis pass sealed the game for the Vikings to drop the Titans to 2-8 on the season.

### SCORING

	1	2	3	4	Final
Minnesota	7	9	7	0	23
Tennessee	3	0	7	3	13

TEAM	SCORING PLAY	TIME
Titans	N.Folk 30 yd. Field Goal	1-4:39
Vikings	J.Addison 47 yd. pass from S.Darnold (J.Romo kick)	1-3:16
Vikings	S.Darnold 1 yd. run (kick failed, hru)	2-7:40
Vikings	J.Romo 40 yd. Field Goal	2-1:41
Titans	N.Westbrook-Ikhine 98 yd. pass from W.Levis (N.Folk kick)	3-7:00
Vikings	C.Akers 3 yd. pass from S.Darnold (J.Romo kick)	3-3:15
Titans	N.Folk 43 yd. Field Goal	4-14:08

Missed FGs: None

Attendance: 67,686

Time of Game: 3:08

Weather: 66°, Sunny, Wind SSW 7 mph

Referee: Clete Blakeman



### TEAM STATISTICS

	Vikings	Titans
TOTAL FIRST DOWNS	24	11
THIRD DOWN EFFICIENCY	5-14-35.7%	6-15-40.0%
FOURTH DOWN EFFICIENCY	0-0-0.0%	0-2-0.0%
TOTAL NET YARDS	318	294
Plays - Avg.	67-4.7	55-5.3
NET YARDS RUSHING	82	33
Rushes - Avg.	33-2.5	19-1.7
NET YARDS PASSING	236	261
Sacks - Yards Lost	2-10	5-34
PASS ATT-COMP-INT	32-20-0	31-17-1
PUNTS - Avg.	5-44.4	5-48.2
Net Punting Average	35.2	40.8
PUNT RETURNS - Yards	2-17	2-26
KICKOFF RETURNS - Yards	1-35	1-23
INTERCEPTIONS - Yards	1-0	0-0
PENALTIES Number and Yards	3-35	13-91
FUMBLES Number and Lost	2-1	0-0
TOUCHDOWNS	3	1
EXTRA POINTS Made-Attempts	2-3	1-1
RED ZONE EFFICIENCY	2-2-100%	0-1-0%
GOAL TO GO EFFICIENCY	2-2-100%	0-0-0%
SAFETIES	0	0
GIVEAWAYS	1	1
TAKEAWAYS	1	1
TIME OF POSSESSION	32:31	27:29

### VIKINGS STARTERS

OFFENSE	DEFENSE
WR 18 J.Jefferson	OLB 43 A.Van Ginkel
TE 87 T.Hockenson	DL 99 J.Tillery
LT 74 C.Robinson	DL 97 H.Phillips
LG 64 B.Brandel	DL 90 J.Bullard
C 56 G.Bradbury	OLB 58 J.Greenard
RG 66 D.Risner	LB 0 I.Pace
RT 75 B.O'Neill	LB 51 B.Cashman
TE 84 J.Oliver	CB 2 S.Gilmore
WR 3 J.Addison	CB 7 B.Murphy
QB 14 S.Darnold	S 22 H.Smith
RB 33 A.Jones	S 24 C.Bynum

### TITANS STARTERS

OFFENSE	DEFENSE
WR 84 T.Boyd	OLB 58 H.Landry
WR 0 C.Ridley	DE 69 S.Joseph-Day
LT 55 J.Latham	NT 93 T.Sweat
LG 77 P.Skoronski	DT 98 J.Simmons
C 60 D.Brunskill	OLB 49 A.Key
RG 75 D.Radunz	LB 56 K.Murray
RT 78 N.Petit-Frere	LB 50 J.Gibbens
TE 84 N.Vannett	CB 39 D.Baker
TE 85 C.Okonkwo	CB 29 J.Brownlee
QB 8 W.Levis	S 37 A.Hooker
RB 20 T.Pollard	S 44 M.Brown

### VIKINGS INDIVIDUAL STATISTICS

Rushing	Att	Yds	Avg	Lg	TD
A.Jones	15	39	2.6	5	0
C.Akers	10	25	2.5	12	0
S.Darnold	8	18	2.3	6	1
<b>Total</b>	<b>33</b>	<b>82</b>	<b>2.5</b>	<b>12</b>	<b>1</b>

Passing	Att	Cmp	Yds	TD	Lg	IN	Rt
S.Darnold	32	20	246	2	47	0	107.0
<b>Total</b>	<b>32</b>	<b>20</b>	<b>246</b>	<b>2</b>	<b>47</b>	<b>0</b>	<b>107.0</b>

Receiving	No	Yds	Avg	Lg	TD
J.Jefferson	6	81	13.5	31	0
J.Addison	3	61	20.3	47	1
J.Oliver	3	34	11.3	21	0
T.Hockenson	2	13	6.5	9	0
C.Akers	2	11	5.5	8	1
T.Sherfield	1	16	16.0	16	0
B.Powell	1	13	13.0	13	0
J.Mundt	1	13	13.0	13	0
A.Jones	1	4	4.0	4	0
<b>Total</b>	<b>20</b>	<b>246</b>	<b>12.3</b>	<b>47</b>	<b>2</b>

Interceptions	No	Yds	Avg	Lg	TD
H.Smith	1	0	0.0	0	0
<b>Totals</b>	<b>1</b>	<b>0</b>	<b>0.0</b>	<b>0</b>	<b>0</b>

### Leading Tacklers (Press Box Totals)

A.Van Ginkel 8-7-1

**Sacks:** P.Jones 2.0; A.Van Ginkel 2.0; B.Cashman 1.0  
**FF:** None  
**FR:** None

### TITANS INDIVIDUAL STATISTICS

Rushing	Att	Yds	Avg	Lg	TD
W.Levis	7	18	2.6	10	0
T.Pollard	9	15	1.7	4	0
T.Spears	3	0	0.0	4	0
<b>Total</b>	<b>19</b>	<b>33</b>	<b>1.7</b>	<b>10</b>	<b>0</b>

Passing	Att	Cmp	Yds	TD	Lg	IN	Rt
W.Levis	31	17	295	1	98	1	84.7
<b>Total</b>	<b>31</b>	<b>17</b>	<b>295</b>	<b>1</b>	<b>98</b>	<b>1</b>	<b>84.7</b>

Receiving	No	Yds	Avg	Lg	TD
C.Ridley	4	58	14.5	21	0
N.Westbrook-Ikhine	2	117	58.5	98	1
T.Boyd	2	34	17.0	30	0
C.Okonkwo	2	19	9.5	12	0
T.Pollard	2	14	7.0	10	0
T.Spears	2	8	4.0	5	0
B.Oliver	1	33	33.0	33	0
J.Whyle	1	6	6.0	6	0
N.Vannett	1	6	6.0	6	0
<b>Total</b>	<b>17</b>	<b>295</b>	<b>17.4</b>	<b>98</b>	<b>1</b>

Interceptions	No	Yds	Avg	Lg	TD
None					

### Leading Tacklers (Press Box Totals)

K.Murray 10-5-5; J.Baker 8-4-4

**Sacks:** A.Key 1.0; K.Murray 1.0  
**FF:** J.Simmons 1  
**FR:** J.Simmons 1

# TITANS-TEXANS: GAME SUMMARY



Week 12: Titans 32, Texans 27  
 Sunday, Nov. 24, 2024 • 12:00 p.m. CST • NRG Stadium



In Week 12 of the 2024 season, the Titans traveled to the division rival Houston Texans and won by a score of 32-27 to climb to 3-8 on the season and 1-1 in the division.

The Texans got off to a fast start after **RB Dameon Pierce** took the opening kickoff 80 yards to the Titans 19-yard line. **QB C.J. Stroud** found **TE Cade Stover** on the next play for the touchdown to take an early 7-0 lead.

Tennessee answered with a 51-yard field goal by **K Nick Folk**.

After forcing a Texans punt on the next possession, the Titans took over at their own 11-yard line. **QB Will Levis** led a 10-play, 89-yard drive that culminated in a 38-yard touchdown pass to **WR Nick Westbrook-Ikhine** to give the Titans their first lead of the day.

Tennessee's defense forced another Houston punt on the next possession and the Titans took over at their own five-yard line. Facing third-and-11, Levis found **WR Calvin Ridley** deep for a 63-yard completion. **RB Tony Pollard** found the end zone two plays later on a 10-yard run to make it 17-7. He totaled 33 yards on three carries during the six-play, 95-yard drive.

The Texans answered with a five-yard touchdown pass from Stroud to **WR Nico Collins** that capped a 10-play, 78-yard drive to make it 17-14 with 6:17 left in the first half.

On the next possession, Levis and Pollard fumbled a handoff exchange and the ball was recovered by **DT Mario Edwards Jr.** to give Houston the ball at their own 35-yard line. After a 56-yard completion from Stroud to Collins brought the Texans to the Titans nine-yard line, Tennessee's defense stiffened up and forced a 28-yard field goal from **K Ka'imi Fairbairn**.

Levis was sacked twice on the next offensive possession, forcing the Titans to punt. However, two plays into the Houston drive, Stroud was intercepted by **CB Jarvis Brownlee Jr.** to give Tennessee the ball at the Houston 20-yard line. The Titans closed out the half with a 56-yard field goal from Folk to give the Titans the 20-17 lead going into the break.

The Titans opened the second half with a 51-yard field goal from Folk, his third field goal of 50-plus yards on the day, to extend the Titans lead to 23-17.

Both teams then traded punts before Houston took over at their own 25-yard line. **LB Kenneth Murray** then jumped a Stroud pass for the interception and returned it six yards to the Houston 39-yard line. However, three plays later, Levis was intercepted by **S Jimmie Ward** who returned it 65 yards for a touchdown to give Houston a 24-23 lead to end the third quarter.

The Titans punted on their next possession and Houston took over at their own 34-yard line. Two false start penalties and **NT T'Vondre Sweat's** first career sack forced the Texans to punt but **WR Jha'Quan Jackson** muffed the punt and it was recovered by **CB Kris Boyd** to give the Texans back possession at the Titans 43-yard line. Titans defense once again stiffened and

forced a 54-yard field goal by Fairbairn.

On the next play from scrimmage, Levis found **TE Chig Okonkwo** for a 70-yard touchdown to retake a 30-27 lead.

Later, Fairbairn missed a 28-yard field goal that would have tied the game with 1:53 left in the fourth quarter. On the Titans next possession, **P Ryan Stonehouse** boomed a 61-yard punt to pin the Texans at their own eight-yard line. A seven-yard sack by **DT Jeffery Simmons** pushed Houston back to their one-yard line before **OLB Harold Landry III** recorded a safety in the closing moments to seal the win.

## SCORING

	1	2	3	4	Final
Tennessee	10	10	3	9	32
Houston	7	10	7	3	27

TEAM	SCORING PLAY	TIME
Texans	C.Stover 19 yd. pass from C.Stroud (K.Fairbairn kick)	1-14:42
Titans	N.Folk 51 yd. Field Goal	1-11:15
Titans	N.Westbrook-Ikhine 38 yd. pass from W.Levis (N.Folk kick)	1-1:57
Titans	T.Pollard 10 yd. run (N.Folk kick)	2-11:03
Texans	N.Collins 5 yd. pass from C.Stroud (K.Fairbairn kick)	2-6:17
Texans	K.Fairbairn 28 yd. Field Goal	2-1:47
Titans	N.Folk 56 yd. Field Goal	2-0:00
Titans	N.Folk 51 yd. Field Goal	3-9:08
Texans	J.Ward 65 yd. interception return	3-0:04
Texans	K.Fairbairn 54 yd. Field Goal	4-9:46
Titans	C.Okonkwo 70 yd. pass from W.Levis (N.Folk kick)	4-9:35
Titans	C.Stroud sacked in end zone by H.Landry for a Safety	4-1:13

Missed FGs: K.Fairbairn 28WL

Attendance: 71,055

Time of Game: 3:11

Weather: Indoor

Referee: Brad Rogers



## TEAM STATISTICS

	Titans	Texans
TOTAL FIRST DOWNS	19	12
THIRD DOWN EFFICIENCY	4-14-28.63%	3-13-23.1%
FOURTH DOWN EFFICIENCY	1-1-100.0%	0-0-0.0%
TOTAL NET YARDS	369	260
Plays - Avg.	66-5.6	54-4.8
NET YARDS RUSHING	132	40
Rushes - Avg.	33-4.0	17-2.4
NET YARDS PASSING	237	220
Sacks - Yards Lost	8-41	4-27
PASS ATT-COMP-INT	25-18-1	33-20-2
PUNTS - Avg.	5-50.0	5-48.0
Net Punting Average	45.2	47.6
PUNT RETURNS - Yards	3-2	5-24
KICKOFF RETURNS - Yards	3-91	4-147
INTERCEPTIONS - Yards	2-8	1-65
PENALTIES Number and Yards	6-35	11-81
FUMBLES Number and Lost	3-2	0-0
TOUCHDOWNS	3	3
EXTRA POINTS Made-Attempts	3-3	3-3
RED ZONE EFFICIENCY	1-1-100%	2-4-50%
GOAL TO GO EFFICIENCY	0-0-0%	0-1-0%
SAFETIES	1	0
GIVEAWAYS	3	2
TAKEAWAYS	2	3
TIME OF POSSESSION	34:29	25:31

## TITANS STARTERS

OFFENSE		DEFENSE	
WR 15	N.Westbrook	NT 93	T.Sweat
LT 55	J.Latham	DT 98	J.Simmons
LG 77	P.Skoronski	DE 69	S.Joseph-Day
C 60	D.Brunskill	OLB 58	H.Landry
RG 75	D.Radunz	OLB 49	A.Key
RT 78	N.Petit-Frere	LB 56	K.Murray
WR 83	T.Boyd	LB 17	J.Baker
WR 0	C.Ridley	CB 39	D.Baker
TE 85	C.Okonkwo	CB 29	J.Brownlee
QB 8	W.Levis	S 35	D.Worley
RB 20	T.Pollard	S 44	M.Brown

## TEXANS STARTERS

OFFENSE		DEFENSE	
WR 12	N.Collins	DT 98	T.Settle
WR 3	T.Dell	DT 97	M.Edwards
LT 78	L.Tunsil	DE 55	D.Hunter
LG 70	J.Scruggs	DE 51	W.Anderson
C 54	J.Patterson	LB 39	H.To'o'To'o
RG 69	S.Mason	LB 0	A.Al-Shaair
RT 71	T.Howard	CB 4	K.Lassiter
TE 86	D.Schultz	CB 24	D.Stingley
TE 87	C.Stover	S 5	J.Pitre
QB 7	C.Stroud	S 21	C.Bullock
RB 28	J.Mixon	S 20	J.Ward

## TITANS INDIVIDUAL STATISTICS

Rushing	Att	Yds	Avg	Lg	TD
T.Pollard	24	119	5.0	27	1
W.Levis	8	10	1.3	6	0
J.Chestnut	1	3	3.0	3	0
<b>Total</b>	<b>33</b>	<b>132</b>	<b>4.0</b>	<b>27</b>	<b>1</b>

Passing	Att	Cmp	Yds	TD	Lg	IN	Rt
W.Levis	24	18	278	2	70	1123.3	
T.Boyd	1	0	0	0	0	0	39.6
<b>Total</b>	<b>25</b>	<b>18</b>	<b>278</b>	<b>2</b>	<b>70</b>	<b>1118.4</b>	

Receiving	No	Yds	Avg	Lg	TD
T.Boyd	6	55	9.2	19	0
C.Ridley	5	93	18.6	63	0
T.Pollard	3	10	3.3	9	0
N.Westbrook-Ikhine	2	48	24.0	38	1
C.Okonkwo	1	70	70.0	70	1
J.Chestnut	1	2	2.0	2	0
<b>Total</b>	<b>18</b>	<b>278</b>	<b>15.4</b>	<b>70</b>	<b>2</b>

Interceptions	No	Yds	Avg	Lg	TD
K.Murray	1	6	6.0	6	0
J.Brownlee	1	2	2.0	2	0
<b>Total</b>	<b>2</b>	<b>8</b>	<b>4.0</b>	<b>6</b>	<b>0</b>

## Leading Tacklers (Press Box Totals)

K.Murray 7-6-1; R.McCreary 6-5-1

Sacks: A.Gaye 1.0; H.Landry 1.0; J.Simmons 1.0; T.Sweat 1.0

FF: None

FR: None

## TEXANS INDIVIDUAL STATISTICS

Rushing	Att	Yds	Avg	Lg	TD
J.Mixon	14	22	1.6	8	0
C.Stroud	3	18	6.0	7	0
<b>Total</b>	<b>17</b>	<b>40</b>	<b>2.4</b>	<b>8</b>	<b>0</b>

Passing	Att	Cmp	Yds	TD	Lg	IN	Rt
C.Stroud	33	20	247	2	56	2	78.7
<b>Total</b>	<b>33</b>	<b>20</b>	<b>247</b>	<b>2</b>	<b>56</b>	<b>2</b>	<b>78.7</b>

Receiving	No	Yds	Avg	Lg	TD
N.Collins	5	92	18.4	56	1
J.Mixon	5	23	4.6	20	0
T.Dell	3	72	24.0	39	0
C.Stover	3	26	8.7	19	1
D.Schultz	2	20	10.0	16	0
R.Woods	1	8	8.0	8	0
J.Metchie	1	6	6.0	6	0
<b>Total</b>	<b>20</b>	<b>247</b>	<b>12.4</b>	<b>56</b>	<b>2</b>

Interceptions	No	Yds	Avg	Lg	TD
J.Ward	1	65	65.0	65	1
<b>Total</b>	<b>1</b>	<b>65</b>	<b>65.0</b>	<b>65</b>	<b>1</b>

## Leading Tacklers (Press Box Totals)

A.Al-Shaair 8-5-3; D.Hunter 7-6-1

Sacks: D.Hunter 3.0; W.Anderson 2.0; A.Al-Shaair 1.0; D.Barnett 1.0; T.Togiai 1.0

FF: None

FR: M.Edwards 1



# TITANS-COMMANDERS: GAME SUMMARY



Week 13: Titans 19, Commanders 42  
 Sunday, Dec. 1, 2024 • 1:00 p.m. EST • Northwest Stadium



In Week 13 of the 2024 season, the Titans traveled to the Washington Commanders and fell by a score of 42-19. Washington got off to a fast start scoring the game's first 28 points and Tennessee was unable to overcome the deficit.

The Titans were forced to punt on the opening series after two false start penalties put them behind the sticks early and Washington took over at their own 41-yard line. Three plays later, **RB Brian Robinson Jr.** broke through for a 40-yard touchdown run to give the Commanders a 7-0 lead with 11:58 left in the first.

Once again the Titans were forced to punt on their next offensive possession. After a touchback, the Commanders started the drive at their own 20-yard line. **QB Jayden Daniels** then constructed an 11-play, 80-yard drive which he capped off with a three-yard scramble into the end zone to make it 14-0 with 2:23 left in the first.

Following a fumble by **RB Tony Pollard** on the second play of the Titans next offensive drive, Commanders took over at the Tennessee 24-yard line. Three plays later, Daniels found **WR Terry McLaurin** for a 16-yard touchdown to make it 21-0.

**WR Jha'Quan Jackson** then fumbled the ensuing kickoff and the Commanders were on the move again at the Titans 34-yard line. Washington extended the lead to 28-0 on another Daniels to McLaurin pass, this one from four yards out.

After a missed field goal by **K Zane Gonzalez** the Titans took over at their own 36-yard line. **QB Will Levis** then constructed a nine-play, 64-yard drive culminating in a 27-yard touchdown pass to **WR Nick Westbrook-Ikhine** to put the Titans on the board with 23 seconds left in the half.

The Titans started the second half strong, forcing the Commanders to punt for the first time. But after driving to the Washington 23-yard line, Tennessee was forced to settle for a 41-yard field goal by **K Nick Folk** to make it 28-10 with 8:41 left in the third quarter. The kick marked Folk's 400th career field goal, making him only the 15th player in NFL history to record 400 or more field goals.

**S Amani Hooker** then intercepted a Daniels pass to give Tennessee the ball at their own 38-yard line. But once again, the Titans were forced to settle for a Folk field goal, this time from 44 yards out to make it 28-13 with 3:40 left in the third quarter.

The Commanders then extended their lead with a four-yard touchdown pass from Daniels to **TE Zach Ertz** that capped a nine-play, 72-yard drive to make it 35-13 with 14:15 left in the

fourth quarter.

A strip sack by **LB Kenneth Murray** and **OLB Arden Key** forced a 52-yard field goal attempt by Gonzalez on the next Commanders possession. Gonzalez missed for the second time in the game and Tennessee took over at their own 42-yard line. Levis found Westbrook-Ikhine once again this time from 17 yards out for the score. The two-point conversion attempt failed to make it 35-19 with 7:07 left in the game.

Washington finished the scoring off with a nine-play, 71-yard drive that culminated in a seven-yard rushing score by **RB Chris Rodriguez Jr.** to make it 42-19 and hand Tennessee its ninth loss of the season.

## SCORING

	1	2	3	4	Final
Tennessee	0	7	6	6	19
Washington	21	7	0	14	42

TEAM	SCORING PLAY	TIME
Commanders	B.Robinson 40 yd. run (Z.Gonzalez kick)	1-11:58
Commanders	J.Daniels 3 yd. run (Z.Gonzalez kick)	1-2:23
Commanders	T.McLaurin 16 yd. pass from J.Daniels (Z.Gonzalez kick)	1-0:24
Commanders	T.McLaurin 3 yd. pass from J.Daniels (Z.Gonzalez kick)	2-10:59
Titans	N.Westbrook-Ikhine 27 yd. pass from W.Levis (N.Folk kick)	2-0:23
Titans	N.Folk 41 yd. Field Goal	3-8:41
Titans	N.Folk 44 yd. Field Goal	3-3:40
Commanders	Z.Ertz 4 yd. pass from J.Daniels (Z.Gonzalez kick)	4-14:15
Titans	N.Westbrook-Ikhine 17 yd. pass from W.Levis (pass failed)	4-7:07
Commanders	C.Rodriguez 7 yd. run (Z.Gonzalez kick)	4-3:31

Missed FGs: Z.Gonzalez 46WR, 52WR

Attendance: 63,144

Time of Game: 3:14

Weather: 42°, Cloudy, Wind WSW 6 mph

Referee: Ronald Torbert



## TEAM STATISTICS

	Tennessee	Washington
TOTAL FIRST DOWNS	12	29
THIRD DOWN EFFICIENCY	5-12-41.7%	9-14-64.3%
FOURTH DOWN EFFICIENCY	0-1-0.0%	1-1-100.0%
TOTAL NET YARDS	245	463
Plays - Avg.	50-4.9	77-6.0
NET YARDS RUSHING	35	267
Rushes - Avg.	11-3.2	45-5.9
NET YARDS PASSING	210	196
Sacks - Yards Lost	2-2	2-10
PASS ATT-COMP-INT	37-18-0	30-25-1
PUNTS - Avg.	4-53.3	1-52.0
Net Punting Average	43.8	44.0
PUNT RETURNS - Yards	1-8	3-18
KICKOFF RETURNS - Yards	6-138	4-90
INTERCEPTIONS - Yards	1-0	0-0
PENALTIES Number and Yards	12-93	7-65
FUMBLES Number and Lost	3-2	1-0
TOUCHDOWNS	2	6
EXTRA POINTS Made-Attempts	1-2	6-6
RED ZONE EFFICIENCY	1-2-50%	5-7-71%
GOAL TO GO EFFICIENCY	0-0-0%	3-3-100%
SAFETIES	0	0
GIVEAWAYS	2	1
TAKEAWAYS	1	2
TIME OF POSSESSION	19:47	40:13

## TITANS STARTERS

OFFENSE		DEFENSE	
WR 0	C.Ridley	NT 93	T.Sweat
LT 55	J.Latham	DT 98	J.Simmons
LG 77	P.Skoronski	OLB 58	H.Landry
C 60	D.Brunskill	OLB 49	A.Key
RG 75	D.Radunz	LB 56	K.Murray
RT 78	N.Petit-Frere	LB 17	J.Baker
TE 84	N.Vannett	CB 29	D.Baker
WR 83	T.Boyd	CB 39	J.Brownlee
WR 15	N.Westbrook	CB 21	R.McCreary
QB 8	W.Levis	S 35	D.Worley
RB 20	T.Pollard	S 37	A.Hooker

## COMMANDERS STARTERS

OFFENSE		DEFENSE	
TE 86	Z.Ertz	DE 99	C.Ferrell
TE 87	J.Bates	DT 95	J.Newton
LT 74	B.Coleman	DT 94	D.Payne
LG 67	N.Allegretti	DE 92	D.Armstrong
C 63	T.Biadasz	MLB 54	B.Wagner
RG 76	S.Cosmi	OLB 4	F.Luvu
RT 78	C.Lucas	CB 25	B.St-Juste
WR 85	N.Brown	CB 0	M.Sainristil
WR 17	T.McLaurin	CB 1	N.Igbinoghene
QB 5	J.Daniels	S 11	J.Chinn
RB 8	B.Robinson	S 20	Q.Martin

## TITANS INDIVIDUAL STATISTICS

Rushing	Att	Yds	Avg	Lg	TD
T.Pollard	8	35	4.4	7	0
T.Spears	1	3	3.0	3	0
W.Levis	2	-3	-1.5	0	0
<b>Total</b>	<b>11</b>	<b>35</b>	<b>3.2</b>	<b>7</b>	<b>0</b>

Passing	Att	Cmp	Yds	TD	Lg	IN	Rt
W.Levis	37	18	212	2	30	0	84.5
<b>Total</b>	<b>37</b>	<b>18</b>	<b>212</b>	<b>2</b>	<b>30</b>	<b>0</b>	<b>84.5</b>

Receiving	No	Yds	Avg	Lg	TD
T.Pollard	4	33	8.3	30	0
N.Westbrook-Ikhine	3	61	20.3	27	2
T.Boyd	3	37	12.3	16	0
C.Okonkwo	3	27	9.0	14	0
C.Ridley	2	45	22.5	30	0
N.Vannett	1	6	6.0	6	0
J.Whyle	1	3	3.0	3	0
J.Latham	1	0	0.0	0	0
<b>Total</b>	<b>18</b>	<b>212</b>	<b>11.8</b>	<b>30</b>	<b>2</b>

Interceptions	No	Yds	Avg	Lg	TD
A.Hooker	1	0	0.0	0	0
<b>Total</b>	<b>1</b>	<b>0</b>	<b>0.0</b>	<b>0</b>	<b>0</b>

## Leading Tacklers (Press Box Totals)

D.Worley 17-8-9; K.Murray 10-5-5

Sacks: A.Key 1.5; K.Murray 0.5

FF: K.Murray 1

FR: None

## COMMANDERS INDIVIDUAL STATISTICS

Rushing	Att	Yds	Avg	Lg	TD
B.Robinson	16	103	6.4	40	1
C.Rodriguez	13	94	7.2	25	1
J.Daniels	9	34	3.8	12	1
J.McNichols	6	32	5.3	12	0
D.Brown	1	4	4.0	4	0
<b>Total</b>	<b>45</b>	<b>267</b>	<b>5.9</b>	<b>40</b>	<b>3</b>

Passing	Att	Cmp	Yds	TD	Lg	IN	Rt
J.Daniels	30	25	206	3	25	1	114.7
<b>Total</b>	<b>30</b>	<b>25</b>	<b>206</b>	<b>3</b>	<b>25</b>	<b>1</b>	<b>114.7</b>

Receiving	No	Yds	Avg	Lg	TD
T.McLaurin	8	73	9.1	16	2
D.Brown	4	35	8.8	13	0
Z.Ertz	3	35	11.7	25	1
N.Brown	3	27	9.0	11	0
O.Zacchaeus	3	14	4.7	7	0
L.McCaffrey	2	13	6.5	7	0
B.Robinson	1	6	6.0	6	0
B.Sinnott	1	3	3.0	3	0
<b>Total</b>	<b>25</b>	<b>206</b>	<b>8.2</b>	<b>25</b>	<b>3</b>

Interceptions	No	Yds	Avg	Lg	TD
None					

## Leading Tacklers (Press Box Totals)

M.Sainristil 7-4-3; B.Wagner 5-4-1

Sacks: F.Luvu 1; C.Ferrell 0.5; D.Payne 0.5

FF: M.Sainristil 1

FR: M.Sainristil 1



# TITANS-JAGUARS: GAME SUMMARY



Week 14: Titans 6, Jaguars 10  
 Sunday, Dec. 8, 2024 • 12:00 p.m. CST • Nissan Stadium



In Week 14 of the 2024 season, the Titans hosted division rival Jacksonville Jaguars and fell by a score of 10-6.

The Titans opened the game with an 11-play, 51-yard drive that was capped off by a 46-yard field goal from **K Nick Folk** to make it 3-0 early in the first quarter. **RB Tony Pollard** rushed five times for 35 yards while **RB Tyjae Spears** added 10 yards on three carries on the drive.

On the ensuing drive for the Jaguars, **CB Chidobe Awuzie** intercepted a **QB Mac Jones** pass and returned it eight yards to the Tennessee 37-yard line. But the Titans were unable to capitalize on the turnover as they went three-and-out on the next possession.

Later in the second quarter, the Titans faced first-and-goal from the Jaguars four-yard line but failed to score after three incompletions led to a turnover on downs.

Jacksonville took over from their own two-yard line and drove down to the Tennessee 36-yard line on 12 plays, that included three third-down conversions. But facing second-and-13, Jones was intercepted for a second time, this time by **LB Otis Reese IV**, his first career interception, that put a halt to the Jaguars drive with one second left on the clock in the first half.

Both teams traded punts to start the second half, before the Titans took over at their own 34-yard line. Levis connected with **WR Tyler Boyd** and **TE Chig Okonkwo** for two third-down conversions before the drive stalled. Folk extended the Titans lead to 6-0 on a 39-yard field goal with 4:30 left in the third quarter.

Jacksonville cut the lead to 6-3 with a 23-yard field goal from **K Cam Little** which capped a 14-play, 65-yard drive that featured a 12-yard run by **RB Tank Bigsby** on fourth-and-two.

The Titans were forced to punt on the next drive and the Jaguars took over at their own 19-yard line. Jones then led a seven-play, 81-yard drive capped off by an eight-yard touchdown run by Bigsby for Jacksonville to take their first lead of the day at 10-6 with 6:46 left in the game.

The Titans were unable to rally. Despite reaching the Jacksonville nine-yard line, Levis and **WR Nick Westbrook-Ikhine** couldn't connect in the back of the end zone on fourth-and-three for another turnover on downs.

The Titans defense forced a three-and-out, but with only 49 seconds remaining all four of Levis' passes fell incomplete and the Jaguars finished the game in victory formation to drop the Titans to 3-10 on the season.

## SCORING

	1	2	3	4	Final
Jacksonville	0	0	0	10	10
Tennessee	3	0	3	0	6

## TEAM

TEAM	SCORING PLAY	TIME
Titans	N.Folk 46 yd. Field Goal	1-8:32
Titans	N.Folk 39 yd. Field Goal	3-4:30
Jaguars	C.Little 23 yd. Field Goal	4-12:09
Jaguars	T.Bigsby 8 yd. run (C.Little kick)	4-6:46

Missed FGs: None

Attendance: 61,644

Time of Game: 2:42

Weather: 53°, Cloudy, Wind SSW 9 mph

Referee: Tra Blake



## TEAM STATISTICS

	Jaguars	Titans
TOTAL FIRST DOWNS	16	17
THIRD DOWN EFFICIENCY	6-13-46.2%	8-16-50.0%
FOURTH DOWN EFFICIENCY	1-1-100.0%	0-3-0.0%
TOTAL NET YARDS	291	272
Plays - Avg.	58-5.0	62-4.4
NET YARDS RUSHING	71	126
Rushes - Avg.	26-2.7	28-4.5
NET YARDS PASSING	220	146
Sacks - Yards Lost	1-0	2-22
PASS ATT-COMP-INT	31-23-2	32-19-0
PUNTS - Avg.	4-49.5	3-47.7
Net Punting Average	48.0	45.0
PUNT RETURNS - Yards	2-8	1-6
KICKOFF RETURNS - Yards	2-34	2-58
INTERCEPTIONS - Yards	0-0	2-10
PENALTIES Number and Yards	5-39	4-25
FUMBLES Number and Lost	0-0	1-0
TOUCHDOWNS	1	0
EXTRA POINTS Made-Attempts	1-1	0-0
RED ZONE EFFICIENCY	1-2-50%	0-2-0%
GOAL TO GO EFFICIENCY	0-0-0%	0-1-0%
SAFETIES	0	0
GIVEAWAYS	2	0
TAKEAWAYS	0	2
TIME OF POSSESSION	28:16	31:44

## JAGUARS STARTERS

OFFENSE		DEFENSE	
WR 7	B.Thomas	DE 41	J.Hines-Allen
TE 17	E.Engram	DT 52	D.Hamilton
LT 72	W.Little	DT 94	M.Smith
LG 76	E.Cleveland	DE 44	T.Walker
C 65	M.Morse	WILL 33	D.Lloyd
RG 68	B.Scherff	LB 23	F.Oluokun
RT 70	C.Van Lanen	LB 51	V.Miller
WR 11	P.Washington	CB 3	T.Campbell
WR 12	D.Duvernay	CB 30	M.Brown
QB 10	M.Jones	S 26	A.Johnson
RB 1	T.Etienne	S 6	D.Savage

## TITANS STARTERS

OFFENSE		DEFENSE	
TE 85	C.Okonkwo	DT 98	J.Simmons
LT 55	J.Latham	NT 93	T.Sweat
LG 77	P.Skoronski	OLB 58	H.Landry
C 60	D.Brunskill	OLB 49	A.Key
RG 75	D.Radunz	LB 57	L.Gifford
RT 78	N.Petit-Frere	LB 41	O.Reese
T 61	J.Ojukwu	S 35	D.Worley
TE 84	N.Vannett	CB 39	D.Baker
WR 15	N.Westbrook	CB 29	J.Brownlee
QB 8	W.Levis	CB 13	C.Awuzie
RB 20	T.Pollard	S 37	A.Hooker

## JAGUARS INDIVIDUAL STATISTICS

Rushing	Att	Yds	Avg	Lg	TD
T.Bigsby	18	55	3.1	12	1
T.Etienne	4	20	5.0	11	0
M.Jones	3	3	1.0	3	0
D.Duvernay	1	-7	-7.0	-7	0
<b>Total</b>	<b>26</b>	<b>71</b>	<b>2.7</b>	<b>12</b>	<b>1</b>

Passing	Att	Cmp	Yds	TD	Lg	IN	Rt
M.Jones	31	23	220	0	31	2	66.6
<b>Total</b>	<b>31</b>	<b>23</b>	<b>220</b>	<b>0</b>	<b>31</b>	<b>2</b>	<b>66.6</b>

Receiving	No	Yds	Avg	Lg	TD
B.Thomas	8	86	10.8	31	0
T.Etienne	4	50	12.5	21	0
E.Engram	4	33	8.3	11	0
D.Duvernay	3	8	2.7	5	0
P.Washington	2	15	7.5	8	0
B.Strange	1	21	21.0	21	0
T.Bigsby	1	7	7.0	7	0
<b>Total</b>	<b>23</b>	<b>220</b>	<b>9.6</b>	<b>31</b>	<b>0</b>

Interceptions	No	Yds	Avg	Lg	TD
None					

## Leading Tacklers (Press Box Totals)

F.Oluokun 11-6-5; D.Lloyd 8-1-7

Sacks: J.Jones 1; J.Hines-Allen 1

FF: J.Hines-Allen

FR: None

## TITANS INDIVIDUAL STATISTICS

Rushing	Att	Yds	Avg	Lg	TD
T.Pollard	21	102	4.9	21	0
T.Spears	6	21	3.5	8	0
W.Levis	1	3	3.0	3	0
<b>Total</b>	<b>28</b>	<b>126</b>	<b>4.5</b>	<b>21</b>	<b>0</b>

Passing	Att	Cmp	Yds	TD	Lg	IN	Rt
W.Levis	32	19	168	0	30	0	73.4
<b>Total</b>	<b>32</b>	<b>19</b>	<b>168</b>	<b>0</b>	<b>30</b>	<b>0</b>	<b>73.4</b>

Receiving	No	Yds	Avg	Lg	TD
C.Ridley	7	59	8.4	30	0
C.Okonkwo	3	8	2.7	10	0
J.Whyle	2	31	15.5	23	0
T.Pollard	2	22	11.0	13	0
N.Westbrook-Ikhine	1	19	19.0	19	0
B.Oliver	1	16	16.0	16	0
T.Boyd	1	7	7.0	7	0
N.Vannett	1	4	4.0	4	0
T.Spears	1	2	2.0	2	0
<b>Total</b>	<b>19</b>	<b>168</b>	<b>8.8</b>	<b>30</b>	<b>0</b>

Interceptions	No	Yds	Avg	Lg	TD
C.Awuzie	1	8	8.0	8	0
O.Reese	1	2	2.0	2	0
<b>Total</b>	<b>2</b>	<b>10</b>	<b>5.0</b>	<b>8</b>	<b>0</b>

## Leading Tacklers (Press Box Totals)

L.Gifford 11-8-3; J.Brownlee 9-6-3

Sacks: H.Landry 1

FF: None

FR: None

# TITANS-BENGALS: GAME SUMMARY



Week 15: Titans 27, Bengals 37  
 Sunday, Dec. 15, 2024 • 12:00 p.m. CST • Nissan Stadium



In Week 15 of the 2024 season, the Titans hosted the Cincinnati Bengals and fell by a score of 37-27 in a game that saw 10 total turnovers and 26 penalties between the two teams.

The Bengals opened the game with a false start before **LB Luke Gifford** intercepted **QB Joe Burrow** two plays later to give the Titans the ball at the Bengals 29-yard line which they cashed in for a touchdown. **RB Tony Pollard** capped a quick six-play, 29-yard drive with a three-yard score to make it 7-0 with 10:52 left in the first quarter.

The Bengals tied it up less than five minutes later with a nine-play, 70-yard drive that featured a 29-yard completion from Burrow to **WR Ja'Marr Chase** and a six-yard touchdown pass from Burrow to **RB Chase Brown**.

The Titans then answered back with a one-yard touchdown by **RB Tyjae Spears**, which capped a five-play, 70-yard touchdown drive that was highlighted by a third-and-nine, 40-yard completion from **QB Will Levis** to **WR Tyler Boyd**.

Cincinnati took over at their own 30-yard line after the ensuing kickoff and drove down to the Tennessee nine-yard line before **OLB Harold Landry** sacked Burrow as **NT T'Vondre Sweat** snatched the ball out of Burrows hands and returned the fumble 30 yards. The Titans were unable to capitalize on the opportunity as Levis fumbled to end the possession. The Bengals, however, did capitalize on this turnover turning it into a touchdown with a two-yard pass from Burrow to **DE Sam Hubbard** to make it 14-14 with 5:13 left in the first half.

Things went downhill from there. After an interception thrown by Levis, the Bengals made it 21-14 on a 38-yard touchdown pass from Burrow to **WR Tee Higgins** on third-and-10.

Levis was intercepted again on the first play of the next drive, giving Cincinnati the ball at the Tennessee 38-yard line. The Bengals cashed that in for three more points, on a 21-yard **K Cade York** field goal, to make it 24-14 at the half.

The Titans opened the second half going three-and-out and the Bengals took over. **S Daryl Worley** then intercepted Burrow for the Titans third takeaway of the game. But disaster struck for the Titans as Levis was intercepted once again, this time by **S Geno Stone**, who returned it 39 yards for a touchdown to make it 31-14 with 7:24 left in the third quarter.

**QB Mason Rudolph** took over for the Titans on the next possession. Pollard fumbled at the Cincinnati 38-yard line but the Titans caught a break as **S Jordan Battle** lost control of the fumble recovery on the way into the end zone and it resulted in a touchback. But Rudolph was intercepted later in the drive, which was the team's sixth turnover in seven possessions.

After the Bengals first punt of the game, the Titans turned in a nine-play, 87-yard touchdown drive that culminated in a 17-yard completion from Rudolph to Spears to make it 31-21 with 6:50 left in the game.

The Bengals then bled almost six minutes off the clock with a 14-play, 67-yard that was capped off by a five-yard touchdown run by Brown. The Titans took over with 1:09 on the clock and score on the last play of the game with a 13-yard touchdown from Rudolph to **TE Josh Whyle** to make the final score 37-27 and drop the Titans to 3-11 on the season.

## SCORING

	1	2	3	4	Final
Cincinnati	7	17	7	6	37
Tennessee	14	0	0	13	27

TEAM	SCORING PLAY	TIME
Titans	T.Pollard 3 yd. run (N.Folk kick)	1-10:52
Bengals	C.Brown 6 yd. pass from J.Burrow (C.York kick)	1-6:36
Titans	T.Spears 1 yd. run (N.Folk kick)	1-3:58
Bengals	S.Hubbard 2 yd pass from J.Burrow (C.York kick)	2-5:13
Bengals	T.Higgins 38 yd. pass from J.Burrow (C.York kick)	2-1:12
Bengals	C.York 21 yd. Field Goal	2-0:02
Bengals	G.Stone 39 yd. interception return (C.York kick)	3-7:24
Titans	T.Spears 17 yd. pass from M.Rudolph (N.Folk kick)	4-6:50
Bengals	C.Brown 5 yd. run (kick failed, wl)	4-1:09
Titans	J.Whyle 13 yd. pass from M.Rudolph	4-0:00

Missed FGs: None

Attendance: 63,745

Time of Game: 3:17

Weather: 52°, Cloudy, Wind S 12 mph

Referee: Craig Wrolstad



## TEAM STATISTICS

	Bengals	Titans
TOTAL FIRST DOWNS	24	25
THIRD DOWN EFFICIENCY	10-13-76.9%	5-8-62.5%
FOURTH DOWN EFFICIENCY	0-0-0.0%	0-0-0.0%
TOTAL NET YARDS	370	374
Plays - Avg.	64-5.8	65-5.8
NET YARDS RUSHING	101	83
Rushes - Avg.	26-3.9	26-3.2
NET YARDS PASSING	269	291
Sacks - Yards Lost	1-2	1-7
PASS ATT-COMP-INT	37-26-2	38-29-4
PUNTS - Avg.	1-36.0	1-67.0
Net Punting Average	36.0	52.0
PUNT RETURNS - Yards	1-15	0-0
KICKOFF RETURNS - Yards	1-32	1-20
INTERCEPTIONS - Yards	4-79	2-0
PENALTIES Number and Yards	14-113	12-110
FUMBLES Number and Lost	2-2	2-2
TOUCHDOWNS	5	4
EXTRA POINTS Made-Attempts	4-5	3-3
RED ZONE EFFICIENCY	3-5-60%	4-4-100%
GOAL TO GO EFFICIENCY	3-5-60%	2-2-100%
SAFETIES	0	0
GIVEAWAYS	4	6
TAKEAWAYS	6	4
TIME OF POSSESSION	28:31	31:29

## BENGALS STARTERS

OFFENSE		DEFENSE	
WR 5	T.Higgins	DE 94	S.Hubbard
LT 76	D.Cochran	DT 90	K.Jenkins
LG 67	C.Volson	DT 92	B.Hill
C 64	T.Karras	DE 91	T.Hendrickson
RG 65	A.Cappa	LB 45	M.Njongmeta
RT 71	A.Mims	LB 59	A.Davis-Gaither
TE 89	D.Sample	LB 57	G.Pratt
TE 85	C.Grandy	CB 29	C.Taylor-Britt
WR 1	J.Chase	CB 28	J.Newton
QB 9	J.Burrow	S 22	G.Stone
HB 30	C.Brown	S 27	J.Battle

## TITANS STARTERS

OFFENSE		DEFENSE	
TE 85	C.Okonkwo	DT 98	J.Simmons
LT 55	J.Latham	NT 93	T.Sweat
LG 77	P.Skoronski	DE 69	S.Joseph
C 60	D.Brunskill	OLB 58	H.Landry
RG 75	D.Radunz	OLB 49	A.Key
RT 78	N.Petit-Frere	LB 57	L.Gifford
TE 61	J.Ojukwu	LB 56	K.Murray
TE 84	N.Vannett	S 35	D.Worley
WR 15	N.Westbrook	CB 29	J.Brownlee
QB 8	W.Levis	CB 13	C.Awuzie
RB 20	T.Pollard	S 37	A.Hooker

## BENGALS INDIVIDUAL STATISTICS

Rushing	Att	Yds	Avg	Lg	TD
C.Brown	25	97	3.9	13	1
K.Herbert	1	4	4.0	4	0
<b>Total</b>	<b>26</b>	<b>101</b>	<b>3.9</b>	<b>13</b>	<b>1</b>

Passing	Att	Cmp	Yds	TD	Lg	IN	Rt
J.Burrow	37	26	271	3	38	2	95.7
<b>Total</b>	<b>37</b>	<b>26</b>	<b>271</b>	<b>3</b>	<b>38</b>	<b>2</b>	<b>95.7</b>

Receiving	No	Yds	Avg	Lg	TD
J.Chase	9	94	10.4	29	0
T.Higgins	5	88	17.6	38	1
M.Gesicki	3	37	12.3	17	0
C.Brown	3	16	5.3	6	1
C.Grandy	2	12	6.0	9	0
T.Hudson	1	9	9.0	9	0
D.Sample	1	8	8.0	8	0
A.Iosivas	1	5	5.0	5	0
S.Hubbard	1	2	2.0	2	1
<b>Total</b>	<b>26</b>	<b>271</b>	<b>10.4</b>	<b>38</b>	<b>3</b>

Interceptions	No	Yds	Avg	Lg	TD
G.Stone	1	39	39.0	39	1
C.Taylor-Britt	1	28	28.0	28	0
J.Newton	1	12	12.0	12	0
M.Hilton	1	0	0.0	0	0
<b>Total</b>	<b>4</b>	<b>79</b>	<b>19.8</b>	<b>39</b>	<b>1</b>

## Leading Tacklers (Press Box Totals)

A.Davis-Gaither 12-6-6; J.Battle 10-5-5

Sacks: B.Hill 1

FF: T.Hendrickson 1; M.Jackson 1

FR: J.Battle 1; M.Njongmeta 1

## TITANS INDIVIDUAL STATISTICS

Rushing	Att	Yds	Avg	Lg	TD
T.Pollard	17	45	2.6	15	1
C.Ridley	1	19	19.0	19	0
M.Rudolph	2	14	7.0	12	0
T.Spears	4	5	1.3	6	1
W.Levis	2	0	0.0	2	0
<b>Total</b>	<b>26</b>	<b>83</b>	<b>3.2</b>	<b>19</b>	<b>2</b>

Passing	Att	Cmp	Yds	TD	Lg	IN	Rt
M.Rudolph	26	21	209	2	43	1109.8	
W.Levis	12	8	89	0	40	3	49.0
<b>Total</b>	<b>38</b>	<b>29</b>	<b>298</b>	<b>2</b>	<b>43</b>	<b>4</b>	<b>76.3</b>

Receiving	No	Yds	Avg	Lg	TD
C.Okonkwo	8	59	7.4	12	0
T.Spears	6	87	14.5	43	1
J.Whyle	5	37	7.4	13	1
C.Ridley	3	41	13.7	21	0
T.Boyd	2	39	19.5	40	0
N.Westbrook-Ikhine	2	9	4.5	5	0
M.Kinsey	1	11	11.0	11	0
B.Oliver	1	8	8.0	8	0
N.Vannett	1	7	7.0	7	0
<b>Total</b>	<b>29</b>	<b>298</b>	<b>10.3</b>	<b>43</b>	<b>2</b>

Interceptions	No	Yds	Avg	Lg	TD
L.Gifford	1	0	0.0	0	0
D.Worley	1	0	0.0	0	0
<b>Total</b>	<b>2</b>	<b>0</b>	<b>0.0</b>	<b>0</b>	<b>0</b>

## Leading Tacklers (Press Box Totals)

L.Gifford 8-5-3; J.Williams 7-6-1; K.Murray 7-5-2; J.Simmons 7-3-4

Sacks: H.Landry 1

FF: T.Sweat 1

FR: T.Sweat 1



# TITANS-COLTS: GAME SUMMARY



**Week 16: Titans 30, Colts 38**  
**Sunday, Dec. 22, 2024 • 1:00 p.m. EST • Lucas Oil Stadium**



In Week 16 of the 2024 season, the Titans traveled to division rival Indianapolis and lost by a score of 38-30.

The Titans got on the board first with a 38-yard touchdown pass from **QB Mason Rudolph** to **WR Calvin Ridley** to cap off a six-play, 65-yard drive and give the Titans an early 7-0 lead.

Tennessee had a chance to extend the lead after **S Amani Hooker** intercepted **QB Anthony Richardson** to give the Titans the ball at their own 25-yard line, but the ensuing drive stalled and **K Brayden Narveson** missed the 53-yard field goal to keep the score 7-0 with 14:11 left in the second quarter.

Things went downhill from there as the Colts scored 38 unanswered points between the rest of the second and third quarters.

Richardson scored on a five yard touchdown run with 11:01 left in the second quarter to tie the game. The Colts then made it 14-7 on a 65-yard run by **RB Jonathan Taylor** with 7:25 left in the second. A three-and-out by the Titans gave the Colts the ball back at their own 22-yard line. Indianapolis extended their lead to 17-7 with a 31-yard field goal by **K Matt Gay**.

Following a Rudolph interception on Tennessee's next possession, the Colts made it 24-7 on a 27-yard touchdown pass from Richardson to **WR Josh Downs** to end the half.

The Colts continued their scoring streak into the second half. On the first play from scrimmage, Taylor broke through for another big run this time a 70-yard touchdown to make it 31-7 with 14:42 left in the third.

After another Rudolph interception later in the third quarter, the Colts took over at the Tennessee 40-yard line. Richardson connected with Downs for a 31-yard gain before Taylor found the end zone for a third time to extend the lead to 38-7.

The Titans fought back late to make it interesting. An 11-yard touchdown run by **RB Tyjae Spears**, followed by a two-point run by **RB Tony Pollard** capped off a nine-play, 70-yard drive to make it 38-14 with 2:52 left in the third quarter.

Gay missed a 55-yard field goal attempt on the Colts next possession and the Titans turned that into another seven points. Rudolph connected with **WR Nick Westbrook-Ikhine** for the touchdown to make it 38-22 with 8:13 left in the game.

The Titans defense forced a punt on the next Colts possession and the Titans offense took over at their own 29-yard line. Spears added his second touchdown of the day, this one from

two yards out to cap the seven-play, 71-yard drive. Rudolph found **TE Chig Okonkwo** for the two-point conversion to make it 38-30 with 2:53 left on the clock.

Indianapolis was able to pick up two first downs on the next drive, while burning 2:50 off the clock and all of Tennessee's time outs. The Titans got the ball back with three seconds on the clock and Rudolph was intercepted on the final play of the game to seal the score at 38-30 and drop the Titans to 3-12.

## SCORING

	1	2	3	4	Final
Tennessee	7	0	8	15	30
Indianapolis	0	24	14	0	38

## TEAM SCORING PLAY

TEAM	SCORING PLAY	TIME
Titans	C.Ridley 38 yd. pass from M.Rudolph (B.Narveson kick)	1-7:47
Colts	A.Richardson 5 yd. run (M.Gay kick)	2-11:01
Colts	J.Taylor 65 yd. run (M.Gay kick)	2-7:25
Colts	M.Gay 31 yd. Field Goal	2-2:09
Colts	J.Downs 27 yd. pass from A.Richardson (M.Gay kick)	2-0:15
Colts	J.Taylor 70 yd. run (M.Gay kick)	3-14:42
Colts	J.Taylor 1 yd. run (M.Gay kick)	3-6:50
Titans	T.Spears 11 yd. run (T.Pollard run)	3-2:57
Titans	N.Westbrook- 6 yd. pass from M.Rudolph (B.Narveson kick)	4-8:13
Titans	T.Spears 2 yd. run (M.Rudolph-C.Okonkwo pass)	4-2:53

**Missed FGs:** B.Narveson 53SH, M.Gay 55WR

**Attendance:** 65,322

**Time of Game:** 3:00

**Weather:** Indoor

**Referee:** John Hussey



## TEAM STATISTICS

	Titans	Colts
TOTAL FIRST DOWNS	18	19
THIRD DOWN EFFICIENCY	5-11-45.4%	8-15-53.3%
FOURTH DOWN EFFICIENCY	0-0-0.0%	1-1-100.0%
TOTAL NET YARDS	307	458
Plays - Avg.	57-5.4	62-7.4
NET YARDS RUSHING	65	335
Rushes - Avg.	22-3.0	50-6.7
NET YARDS PASSING	242	123
Sacks - Yards Lost	1-10	1-8
PASS ATT-COMP-INT	34-23-3	11-7-1
PUNTS - Avg.	4-55.3	4-47.3
Net Punting Average	45.8	41.5
PUNT RETURNS - Yards	3-23	2-18
KICKOFF RETURNS - Yards	2-69	4-127
INTERCEPTIONS - Yards	1-19	3-20
PENALTIES Number and Yards	4-35	7-62
FUMBLES Number and Lost	0-0	0-0
TOUCHDOWNS	4	5
EXTRA POINTS Made-Attempts	4-4	5-5
RED ZONE EFFICIENCY	3-3-100%	2-3-67%
GOAL TO GO EFFICIENCY	2-2-100%	1-1-100%
SAFETIES	0	0
GIVEAWAYS	3	1
TAKEAWAYS	1	3
TIME OF POSSESSION	26:59	33:01

## TITANS STARTERS

OFFENSE			DEFENSE		
TE	84	N.Vannett	DT	98	J.Simmons
LT	55	J.Latham	NT	93	T.Sweat
LG	77	P.Skoronski	DE	69	S.Joseph
C	60	D.Brunskill	OLB	58	H.Landry
RG	75	D.Radunz	OLB	49	A.Key
RT	78	N.Petit-Frere	LB	56	K.Murray
TE	61	J.Ojukwu	LB	41	O.Reese
TE	85	C.Okonkwo	S	35	D.Worley
WR	0	C.Ridley	CB	29	J.Brownlee
QB	11	M.Rudolph	CB	13	C.Awuzie
RB	20	T.Pollard	S	37	A.Hooker

## COLTS STARTERS

OFFENSE			DEFENSE		
TE	85	A.Ogletree	DE	54	D.Odeyingbo
WR	11	M.Pittman	NT	90	G.Stewart
TE	83	K.Granson	DT	99	D.Buckner
LT	79	B.Raimann	DE	51	K.Paye
LG	56	Q.Nelson	LB	44	Z.Franklin
C	78	R.Kelly	LB	57	J.Carlies
RG	64	M.Glowinski	LB	41	G.Stuard
RT	71	M.Goncalves	CB	23	K.Moore
TE	71	M.Alie-Cox	CB	40	J.Jones
QB	5	A.Richardson	S	20	N.Cross
RB	28	J.Taylor	FS	32	J.Blackmon

## TITANS INDIVIDUAL STATISTICS

Rushing	Att	Yds	Avg	Lg	TD
T.Pollard	8	35	4.4	17	0
T.Spears	10	27	2.7	11	2
M.Rudolph	4	3	0.8	3	0
<b>Total</b>	<b>22</b>	<b>65</b>	<b>3.0</b>	<b>17</b>	<b>2</b>

Passing	Att	Cmp	Yds	TD	Lg	IN	Rt
M.Rudolph	34	23	252	2	38	3	72.2
<b>Total</b>	<b>34</b>	<b>23</b>	<b>252</b>	<b>2</b>	<b>38</b>	<b>3</b>	<b>72.2</b>

Receiving	No	Yds	Avg	Lg	TD
C.Okonkwo	9	81	9.0	22	0
C.Ridley	3	78	26.0	38	1
T.Spears	3	39	13.0	19	0
T.Boyd	2	20	10.0	14	0
N.Westbrook-Ikhine	2	17	8.5	11	1
T.Pollard	2	5	2.5	8	0
D.Martin-Robinson	1	6	6.0	6	0
M.Kinsey	1	6	6.0	6	0
<b>Total</b>	<b>23</b>	<b>252</b>	<b>11.0</b>	<b>38</b>	<b>2</b>

Interceptions	No	Yds	Avg	Lg	TD
A.Hooker	1	19	19.0	19	0
<b>Total</b>	<b>1</b>	<b>19</b>	<b>19.0</b>	<b>19</b>	<b>0</b>

## Leading Tacklers (Press Box Totals)

C.Gray 11-6-5; H.Landry 8-4-4; J.Simmons 8-3-5

**Sacks:** J.Simmons 1.0

**FF:** None

**FR:** None

## COLTS INDIVIDUAL STATISTICS

Rushing	Att	Yds	Avg	Lg	TD
J.Taylor	29	218	7.5	70	3
A.Richardson	9	70	7.8	29	1
T.Sermon	8	25	3.1	7	0
T.Goodson	4	22	5.5	7	0
<b>Total</b>	<b>50</b>	<b>335</b>	<b>6.7</b>	<b>70</b>	<b>4</b>

Passing	Att	Cmp	Yds	TD	Lg	IN	Rt
A.Richardson	11	7	131	1	36	1	97.2
<b>Total</b>	<b>11</b>	<b>7</b>	<b>131</b>	<b>1</b>	<b>36</b>	<b>1</b>	<b>97.2</b>

Receiving	No	Yds	Avg	Lg	TD
J.Downs	3	61	20.3	31	1
M.Pittman	2	19	9.5	10	0
A.Mitchell	1	36	36.0	36	0
M.Alie-Cox	1	15	15.0	15	0
<b>Total</b>	<b>7</b>	<b>131</b>	<b>18.7</b>	<b>36</b>	<b>1</b>

Interceptions	No	Yds	Avg	Lg	TD
K.Moore	2	16	8.0	12	0
S.Womack	1	4	4.0	4	0
<b>Total</b>	<b>3</b>	<b>20</b>	<b>6.7</b>	<b>12</b>	<b>0</b>

## Leading Tacklers (Press Box Totals)

J.Carlies 10-6-4; Z.Franklin 7-3-4

**Sacks:** K.Paye 1.0

**FF:** None

**FR:** None



# TITANS-JAGUARS: GAME SUMMARY



Week 17: Titans 13, Jaguars 20  
 Sunday, Dec. 29, 2024 • 1:00 p.m. EST • EverBank Stadium



In Week 17 of the 2024 season, the Titans traveled to division rival Jacksonville Jaguars and fell by a score of 20-13.

The Jaguars took a 3-0 lead on their opening possession. **QB Mac Jones** led a nine-play, 38-yard drive that culminated with a **K Cam Little** 48-yard field goal.

Later in the second quarter, **QB Mason Rudolph** was intercepted by **LB Devin Lloyd** on a tipped ball to give the Jaguars possession at the Titans 43-yard line. Jacksonville capitalized on the turnover with a five-play touchdown drive. **WR Brian Thomas** caught a 17-yard pass from Jones and ran for an 18-yard gain before Jones found **WR Parker Washington** for the two-yard touchdown.

Jacksonville extended its lead to 13-0 with a 44-yard field goal by Little on their next offensive possession to make it 13-0 with 2:02 left in the half.

The Titans then closed out the first half with a 10-play, 50-yard drive, and capped it off with a 39-yard field goal by **K Matthew Wright** to make it 13-3 at the half. **TE Chig Okonkwo** converted a fourth-and-three with a nine-yard reception to keep the drive alive.

The Titans then opened the second half with a 13-play, 85-yard drive and they capped it off with an eight-yard touchdown pass from Rudolph to **TE Nick Vannett** to make it 13-10 with 6:51 left in the third quarter.

Neither team scored again in the third quarter. The Jaguars opened the fourth with a 16-play, 74-yard drive that took 9:11 off the clock and culminated in an 11-yard touchdown pass from Jones to Thomas to make it 20-10 with 7:05 left in the game.

The Titans answered on their next possession. A 28-yard field goal by Wright made it a one score game at 20-13 with 2:02 remaining. **WR Calvin Ridley** had a 20-yard reception during the drive to put the team in field goal range.

The Titans got the ball back with 1:29 left on the clock after forcing a three-and-out, while burning their three timeouts.

Rudolph led the team down to the Jacksonville 26-yard line. But facing fourth-and-10, a Rudolph pass intended for **WR Nick Westbrook-Ikhine** was broken up at the goal line in the final seconds.

Jaguars ended the game in victory formation and the Titans fell to 3-13 on the season.

## SCORING

	1	2	3	4	Final
Tennessee	0	3	7	3	13
Jacksonville	3	10	0	7	20

TEAM	SCORING PLAY	TIME
Jaguars	C.Little 48 yd. Field Goal	1-10:46
Jaguars	P.Washington 2 yd. pass from M.Jones (C.Little kick)	2-8:59
Jaguars	C.Little 44 yd. Field Goal	2-2:02
Titans	M.Wright 39 yd. Field Goal	2-0:00
Titans	N.Vannett 8 yd. pass from M.Rudolph (M.Wright kick)	3-6:51
Jaguars	B.Thomas 11 yd. pass from M.Jones (C.Little kick)	4-7:05
Titans	M.Wright 28 yd. Field Goal	4-2:02

Missed FGs: None

Attendance: 61,995

Time of Game: 2:46

Weather: 72°, Rainy, Wind SSW 16 mph

Referee: Shawn Smith



## TEAM STATISTICS

	Titans	Jaguars
TOTAL FIRST DOWNS	23	18
THIRD DOWN EFFICIENCY	7-14-50.0%	8-13-61.5%
FOURTH DOWN EFFICIENCY	1-2-50.0%	0-0-0.0%
TOTAL NET YARDS	337	295
Plays - Avg.	64-5.3	57-5.2
NET YARDS RUSHING	159	122
Rushes - Avg.	30-5.3	33-3.7
NET YARDS PASSING	178	173
Sacks - Yards Lost	3-15	2-1
PASS ATT-COMP-INT	31-19-1	22-15-0
PUNTS - Avg.	3-49.7	3-43.3
Net Punting Average	40.0	40.3
PUNT RETURNS - Yards	1-9	1-9
KICKOFF RETURNS - Yards	3-67	2-62
INTERCEPTIONS - Yards	0-0	1-3
PENALTIES Number and Yards	5-34	7-50
FUMBLES Number and Lost	2-0	0-0
TOUCHDOWNS	1	2
EXTRA POINTS Made-Attempts	1-1	2-2
RED ZONE EFFICIENCY	1-2-50%	2-2-100%
GOAL TO GO EFFICIENCY	0-0-0%	1-1-100%
SAFETIES	0	0
GIVEAWAYS	1	0
TAKEAWAYS	0	1
TIME OF POSSESSION	30:40	29:20

## TITANS STARTERS

OFFENSE		DEFENSE	
WR 0	C.Ridley	OLB 49	A.Key
TE 85	C.Okonkwo	DT 98	J.Simmons
LT 55	J.Latham	NT 93	T.Sweat
LG 77	P.Skoronski	DE 69	S.Joseph
C 62	C.Levin	OLB 58	H.Landry
RG 60	D.Brunksill	LB 57	L.Gifford
RT 71	J.Duncan	LB 17	J.Baker
TE 88	D.Martin-Rob	CB 29	J.Brownlee
WR 15	N.Westbrook	CB 39	D.Baker
QB 11	M.Rudolph	CB 21	R.McCreary
RB 2	T.Spears	S 35	D.Worley

## JAGUARS STARTERS

OFFENSE		DEFENSE	
RB 1	T.Etienne	DE 41	J.Hines-Allen
WR 11	P.Washington	DT 52	D.Hamilton
TE 85	B.Strange	DT 94	M.Smith
LT 70	C.Van Lanen	DE 44	T.Walker
LG 76	E.Cleveland	WILL 33	D.Lloyd
C 65	M.Morse	LB 23	F.Oluokun
RG 68	B.Scheff	LB 48	C.Muma
RT 77	A.Harrison	CB 3	T.Campbell
WR 7	B.Thomas	CB 30	M.Brown
WR 87	J.Reynolds	S 5	A.Cisco
QB 10	M.Jones	S 42	A.Wingard

## TITANS INDIVIDUAL STATISTICS

Rushing	Att	Yds	Avg	Lg	TD
T.Spears	20	95	4.8	23	0
M.Rudolph	5	23	4.6	7	0
J.Chestnut	3	17	5.7	9	0
C.Okonkwo	1	17	17.0	17	0
C.Ridley	1	7	7.0	7	0
<b>Total</b>	<b>30</b>	<b>159</b>	<b>5.3</b>	<b>23</b>	<b>0</b>

Passing	Att	Cmp	Yds	TD	Lg	IN	Rt
M.Rudolph	31	19	193	1	24	1	76.4
<b>Total</b>	<b>31</b>	<b>19</b>	<b>193</b>	<b>1</b>	<b>24</b>	<b>1</b>	<b>76.4</b>

Receiving	No	Yds	Avg	Lg	TD
C.Ridley	5	84	16.8	24	0
C.Okonkwo	5	42	8.4	18	0
N.Westbrook-Ikhine	3	37	12.3	18	0
T.Spears	3	8	2.7	6	0
T.Boyd	2	14	7.0	7	0
N.Vannett	1	8	8.0	8	1
<b>Total</b>	<b>19</b>	<b>193</b>	<b>10.2</b>	<b>24</b>	<b>1</b>

Interceptions	No	Yds	Avg	Lg	TD
None					

## Leading Tacklers (Press Box Totals)

L.Gifford 8-5-3; M.Brown 7-4-3; D.Worley 7-4-3

Sacks: J.Baker 1.0; J.Lynch 1.0;

FF: None

FR: None

## JAGUARS INDIVIDUAL STATISTICS

Rushing	Att	Yds	Avg	Lg	TD
T.Etienne	15	49	3.3	15	0
T.Bigsby	11	33	3.0	7	0
M.Jones	6	22	3.7	9	0
B.Thomas	1	18	18.0	18	0
<b>Total</b>	<b>33</b>	<b>122</b>	<b>3.7</b>	<b>18</b>	<b>0</b>

Passing	Att	Cmp	Yds	TD	Lg	IN	Rt
M.Jones	22	15	174	2	31	0	122.2
<b>Total</b>	<b>22</b>	<b>15</b>	<b>174</b>	<b>2</b>	<b>31</b>	<b>0</b>	<b>122.2</b>

Receiving	No	Yds	Avg	Lg	TD
B.Thomas	7	91	13.0	31	1
P.Washington	3	31	10.3	24	1
D.Johnson	2	11	5.5	8	0
T.Etienne	1	26	26.0	26	0
T.Jones	1	11	11.0	11	0
D.Duvernay	1	4	4.0	4	0
<b>Total</b>	<b>15</b>	<b>174</b>	<b>11.6</b>	<b>31</b>	<b>2</b>

Interceptions	No	Yds	Avg	Lg	TD
D.Lloyd	1	3	3.0	3	0
<b>Total</b>	<b>1</b>	<b>3</b>	<b>3.0</b>	<b>3</b>	<b>0</b>

## Leading Tacklers (Press Box Totals)

F.Oluokun 11-3-8; A.Cisco 8-6-2; M.Brown 7-5-2

Sacks: J.Hines-Allen 1.0; M.Smith 1.0; T.Walker 1.0

FF: T.Walker 1.0

FR: None





**TENNESSEE TITANS**

**MISCELLANEOUS  
STATISTICS**



# TENNESSEE TITANS RECORD WHEN ...

	2024		2023		2022		2021		2020		2019		2018		2017		2016		2015		10-YR. TOTAL		
	W	L	W	L	W	L	W	L	W	L	W	L	W	L	W	L	W	L	W	L	W	L	Pct.
<b>Overall Record</b>	3	13	6	11	7	10	12	5	11	5	9	7	9	7	9	7	9	7	3	13	78	85	0.479
Home	1	6	5	3	3	5	7	2	5	3	4	4	6	2	6	2	5	3	1	7	43	37	0.538
Away	2	7	1	7	4	5	5	3	6	2	5	3	3	4	3	5	4	4	2	6	35	46	0.432
Neutral	0	0	0	1	0	0	0	0	0	0	0	0	0	1	0	0	0	0	0	0	0	2	0.000
<b>By Month</b>																							
September	1	3	1	2	1	2	2	1	3	0	2	2	3	1	2	1	1	2	1	2	17	16	0.515
October	0	3	2	2	4	0	4	1	2	1	2	2	0	3	2	2	3	2	0	3	19	19	0.500
November	2	2	1	3	2	2	2	2	3	2	2	1	2	2	3	1	2	2	1	4	20	21	0.488
December	0	5	1	4	0	5	2	1	2	2	3	2	4	1	2	3	2	1	1	3	17	27	0.386
January	0	0	1	0	0	1	2	0	1	0	0	0	0	0	0	0	1	0	0	1	5	2	0.714
<b>vs. AFC</b>	3	8	4	8	5	7	8	4	8	4	7	5	5	7	8	4	6	6	1	11	55	64	0.462
South	1	4	1	5	3	3	5	1	5	1	3	3	3	3	5	1	2	4	1	5	29	30	0.492
East	2	2	1	0	0	1	2	2	1	0	0	1	2	2	0	1	1	0	0	4	9	13	0.409
West	0	1	1	0	2	2	1	0	1	0	3	1	0	1	0	1	2	2	0	1	10	9	0.526
North	0	1	1	3	0	1	0	1	1	3	1	0	0	1	3	1	1	0	0	1	7	12	0.368
<b>vs. NFC</b>	0	5	2	3	2	3	4	1	3	1	2	2	4	0	1	3	3	1	2	2	23	21	0.523
South	0	0	2	2	0	0	1	0	0	0	2	2	0	0	0	0	0	0	2	2	7	6	0.538
East	0	1	0	0	1	3	0	0	0	0	0	0	4	0	0	0	0	0	0	0	5	4	0.556
North	0	4	0	0	1	0	0	0	3	1	0	0	0	0	0	0	3	1	0	0	7	6	0.538
West	0	0	0	1	0	0	3	1	0	0	0	0	0	0	1	3	0	0	0	0	4	5	0.444
<b>Playing Conditions</b>																							
On grass	1	3	1	4	5	8	8	3	8	4	6	7	7	4	8	6	8	5	2	9	54	53	0.505
On synthetic grass	2	10	5	7	2	2	4	2	3	1	3	0	2	3	1	1	1	2	1	4	24	32	0.429
Outdoors	2	11	6	9	6	10	11	5	9	5	7	7	9	5	9	6	8	5	2	11	69	74	0.483
Indoors	1	2	0	2	1	0	1	0	2	0	2	0	0	2	0	1	1	2	1	2	9	11	0.450
Day	2	13	5	10	6	6	9	5	9	3	9	6	7	5	8	6	8	7	3	12	66	73	0.475
Night	1	0	1	1	1	4	3	0	2	2	0	1	2	2	1	1	1	0	0	1	12	12	0.500
Temp. 85 or higher	1	1	0	1	0	0	0	0	0	0	0	1	1	1	1	1	1	1	0	0	4	6	0.400
Temp. 32 or lower	0	0	0	0	1	1	0	0	0	1	0	0	0	0	1	0	1	0	0	0	3	2	0.600
<b>In white jerseys</b>	2	7	2	6	3	5	4	3	7	1	4	5	5	4	2	4	3	6	1	6	33	47	0.413
<b>In navy jerseys</b>	1	4	3	4	2	4	5	2	3	2	3	1	3	2	6	1	4	1	2	6	32	27	0.542
<b>In light blue jerseys</b>	0	2	1	1	2	1	3	0	1	2	2	1	1	1	1	2	2	0	0	1	13	11	0.542
<b>Following a win</b>	0	3	0	5	5	2	8	3	6	4	4	4	6	3	5	3	3	5	0	3	37	35	0.514
<b>Following a loss</b>	3	9	6	5	2	7	4	1	4	1	4	3	3	3	4	3	6	1	2	10	38	43	0.469
<b>Win coin toss</b>	2	7	2	5	2	6	7	2	2	3	6	3	4	0	4	4	6	5	2	5	37	40	0.481
<b>Lose coin toss</b>	1	6	4	6	5	4	5	3	9	2	3	4	5	7	5	3	3	2	1	8	41	45	0.477
<b>Titans score on 1st drive</b>	1	4	2	7	3	3	2	1	7	1	3	0	5	3	5	1	3	2	1	3	32	25	0.561
<b>Opp. scores on 1st drive</b>	1	5	3	5	1	4	3	3	1	4	6	2	3	4	3	4	2	6	1	6	24	43	0.358
<b>Titans score first</b>	2	7	1	6	5	6	7	2	10	1	3	1	6	3	7	1	6	3	2	5	49	35	0.583
<b>Opponent scores first</b>	1	6	5	5	2	4	5	3	1	4	6	6	3	4	2	6	3	4	1	8	29	50	0.367
<b>Lead after 1 quarter</b>	2	7	3	4	5	3	6	2	7	1	2	1	7	2	5	0	6	1	2	2	45	23	0.662
<b>Tied after 1 quarter</b>	1	1	1	1	2	4	2	0	2	0	5	3	0	0	3	2	1	0	0	3	17	14	0.548
<b>Trail after 1 quarter</b>	0	5	2	6	0	3	4	3	2	4	2	3	2	5	1	5	2	6	1	8	16	48	0.250
<b>Lead at half</b>	3	4	5	5	6	3	8	2	8	1	5	1	4	0	6	1	7	1	2	2	54	20	0.730
<b>Tied at half</b>	0	1	0	0	0	2	0	0	1	0	3	0	2	0	1	1	0	0	0	1	7	5	0.583
<b>Trail at half</b>	0	8	1	6	1	5	4	3	2	4	1	6	3	7	2	5	2	6	1	10	17	60	0.221



	2024		2023		2022		2021		2020		2019		2018		2017		2016		2015		10-YR. TOTAL		
	W	L	W	L	W	L	W	L	W	L	W	L	W	L	W	L	W	L	W	L	W	L	Pct.
Lead after 3 quarters	1	3	6	3	7	4	8	1	8	0	5	1	6	0	6	1	7	0	2	3	56	16	0.778
Tied after 3 quarters	1	1	0	0	0	2	1	0	1	0	2	1	0	0	1	2	0	0	0	0	6	6	0.500
Trail after 3 quarters	1	9	0	8	0	4	3	4	2	5	2	5	3	7	2	4	2	7	1	10	16	63	0.203
Outcome 7 points or less	2	5	4	6	5	6	6	2	7	2	3	3	4	3	6	4	6	3	2	6	45	40	0.529
Outcome 3 points or less	1	1	2	4	1	3	6	1	4	1	2	2	3	2	2	1	4	0	1	4	26	19	0.578
In Overtime	1	0	1	2	0	1	2	1	2	0	0	0	1	0	1	0	0	0	1	0	9	4	0.692
Score 20 or more points	3	2	5	1	4	2	12	1	10	3	9	3	7	1	7	2	6	3	3	3	66	21	0.759
Allow 20 or fewer points	2	3	3	5	6	5	7	1	4	0	6	4	7	2	7	2	5	1	1	4	48	27	0.640
Outgain opponent	3	5	4	3	2	1	7	3	7	1	4	4	6	1	5	1	5	3	3	4	46	26	0.639
Even yardage	0	0	0	0	0	0	0	0	0	0	0	0	0	0	0	0	0	0	0	0	0	0	0.000
Out-rush opponent	3	6	4	3	6	8	9	4	9	2	8	3	5	1	8	1	8	4	3	4	63	36	0.636
Out-pass opponent	3	9	4	2	1	2	3	1	4	1	2	3	3	2	2	3	2	3	2	5	26	31	0.456
+ Turnover Margin	1	1	2	1	3	4	8	1	7	1	5	3	4	1	4	0	5	2	2	1	41	15	0.732
Even turnover margin	1	3	3	4	2	2	2	0	3	1	3	0	5	0	4	3	2	1	0	5	25	19	0.568
- Turnover margin	1	9	1	6	2	4	2	4	1	3	1	4	0	6	1	4	2	4	1	7	12	51	0.190
Titans 300+ yards	2	5	5	3	4	5	8	4	10	2	7	4	6	3	5	4	7	6	3	3	57	39	0.594
Titans -300 yards	1	8	1	8	3	5	4	1	1	3	2	3	3	4	4	3	2	1	0	10	21	46	0.313
Titans 30+ rushes	3	2	3	3	4	2	8	3	10	1	5	0	6	1	6	0	5	1	2	1	52	14	0.788
Titans -30 rushes	0	11	3	8	3	8	4	2	1	4	4	7	3	6	3	7	4	6	1	12	26	71	0.268
Time of poss. 30:00 +	3	7	3	5	4	3	9	4	7	0	1	2	6	2	6	1	7	4	3	6	49	34	0.590
Time of poss. - 30:00	0	6	3	6	3	7	3	1	4	5	8	5	3	5	3	6	2	3	0	7	29	51	0.363
Have 100-yard rusher	2	1	3	1	4	5	5	3	8	2	6	0	2	0	3	0	3	2	1	0	37	14	0.725
(D. Foreman)	-	-	-	-	-	-	1	2	0	0	-	-	-	-	-	-	-	-	-	-	1	2	0.333
(D. Henry)	-	-	3	1	4	5	4	1	8	2	6	0	2	0	2	0	0	0	-	-	29	9	0.763
(D. Hilliard)	-	-	-	-	0	0	0	1	-	-	-	-	-	-	-	-	-	-	-	-	0	1	0.000
(M. Mariota)	-	-	-	-	-	-	-	-	-	-	0	0	0	0	0	0	0	0	1	0	1	0	1.000
(D. Murray)	-	-	-	-	-	-	-	-	-	-	-	-	-	-	1	0	3	2	-	-	4	2	0.667
(T. Pollard)	2	1	-	-	-	-	-	-	-	-	-	-	-	-	-	-	-	-	-	-	2	1	0.667
Have 100-yard receiver	0	2	2	1	2	0	5	1	8	3	4	1	3	1	0	1	4	1	2	2	30	13	0.698
(A. Brown)	-	-	-	-	-	-	3	0	3	1	4	1	-	-	-	-	-	-	-	-	10	2	0.833
(T. Burks)	0	0	0	0	1	0	-	-	-	-	-	-	-	-	-	-	-	-	-	-	1	0	1.000
(C. Davis)	-	-	-	-	-	-	-	-	3	2	0	0	2	0	0	0	-	-	-	-	5	2	0.714
(A. Firkser)	-	-	-	-	-	-	0	0	1	0	0	0	0	0	-	-	-	-	-	-	1	0	1.000
(D. Green-Beckham)	-	-	-	-	-	-	-	-	-	-	-	-	-	-	-	-	-	-	1	1	1	1	0.500
(D. Hopkins)	0	0	2	1	-	-	-	-	-	-	-	-	-	-	-	-	-	-	-	-	2	1	0.667
(M. Johnson)	-	-	-	-	-	-	1	0	-	-	-	-	-	-	-	-	-	-	-	-	1	0	1.000
(J. Jones)	-	-	-	-	-	-	1	0	-	-	-	-	-	-	-	-	-	-	-	-	1	0	1.000
(R. Matthews)	-	-	-	-	-	-	-	-	-	-	-	-	0	0	0	1	2	1	-	-	2	2	0.500
(K. Raymond)	-	-	-	-	-	-	-	-	1	0	0	0	-	-	-	-	-	-	-	-	1	0	1.000
(C. Ridley)	0	1	-	-	-	-	-	-	-	-	-	-	-	-	-	-	-	-	-	-	0	1	0.000
(T. Sharpe)	-	-	-	-	-	-	-	-	-	-	0	0	0	1	0	0	0	0	-	-	0	1	0.000
(T. Taylor)	-	-	-	-	-	-	-	-	-	-	-	-	1	0	0	0	-	-	-	-	1	0	1.000
(D. Walker)	-	-	-	-	-	-	-	-	-	-	0	0	0	0	0	0	1	0	0	1	1	1	0.500
(N. Westbrook-Ikhine)	0	1	0	0	1	0	0	1	0	0	-	-	-	-	-	-	-	-	-	-	1	2	0.333
(K. Wright)	-	-	-	-	-	-	-	-	-	-	-	-	-	-	-	-	1	0	1	0	2	0	1.000
Have 300-yard passer	0	0	1	0	1	0	1	1	2	1	2	2	1	1	1	1	0	1	1	1	10	8	0.556
(W. Levis)	0	0	1	0	-	-	-	-	-	-	-	-	-	-	-	-	-	-	-	-	1	0	1.000
(M. Mariota)	-	-	-	-	-	-	-	-	-	-	0	1	1	1	1	1	0	1	1	1	3	5	0.375
(R. Tannehill)	-	-	0	0	1	0	1	1	2	1	2	1	-	-	-	-	-	-	-	-	6	3	0.667
Oppon. 100-yard rusher	0	3	0	2	0	1	1	0	2	1	0	2	1	2	0	1	0	1	0	3	4	16	0.200
Oppon. 100-yard receiver	0	1	2	5	2	6	3	1	5	2	5	3	3	3	2	4	5	4	2	5	29	34	0.460
Oppon. 300-yard passer	0	1	1	2	3	5	4	1	4	2	5	0	2	1	2	2	5	2	2	1	28	17	0.622

## 2024 TENNESSEE TITANS SUPERLATIVES

### TITANS

LONGEST RUN FROM SCRIMMAGE:	41	by Tony Pollard at Miami, 9/30
LONGEST PASS COMPLETION:	98t	by Will Levis to Nick Westbrook-Ikhine vs. Minnesota, 11/17
LONGEST PUNT RETURN:	20	by Jha'Quan Jackson vs. Minnesota, 11/17
LONGEST KICKOFF RETURN:	42	by Tyjae Spears at Indianapolis, 12/22
LONGEST INTERCEPTION RETURN:	30	by Amani Hooker vs. Indianapolis, 10/13
LONGEST PUNT:	75	by Ryan Stonehouse vs. Indianapolis, 10/13
LONGEST FIELD GOAL:	56	by Nick Folk at Houston, 11/24
MOST RUSHING ATTEMPTS:	28	by Tony Pollard vs. New England, 11/3
MOST YARDS RUSHING:	128	by Tony Pollard vs. New England, 11/3
MOST PASSES ATTEMPTED:	40	by Mason Rudolph at Buffalo, 10/20
MOST YARDS PASSING:	295	by Will Levis vs. Minnesota, 11/17
MOST PASSES CAUGHT:	10	by Calvin Ridley at Detroit, 10/27
MOST YARDS ON RECEPTIONS:	143	by Calvin Ridley at Detroit, 10/27
MOST TOUCHDOWN PASSES:	2	Seven times, last by Mason Rudolph at Indianapolis, 12/22
MOST INTERCEPTIONS THROWN:	3	Twice, last by Mason Rudolph at Indianapolis, 12/22
MOST RUSHING TOUCHDOWNS:	2	by Tyjae Spears at Indianapolis, 12/22
MOST TOUCHDOWN RECEPTIONS:	2	Twice, last by Nick Westbrook-Ikhine at Washington, 12/1

### OPPONENTS

LONGEST RUN FROM SCRIMMAGE:	70t	Twice, last by Jonathan Taylor at Indianapolis, 12/22
LONGEST PASS COMPLETION:	57	by Josh Allen to Keon Coleman at Buffalo, 10/20
LONGEST PUNT RETURN:	90t	by Kalif Raymond at Detroit, 10/27
LONGEST KICKOFF RETURN:	80	by Dameon Pierce at Houston, 11/24
LONGEST INTERCEPTION RETURN:	65t	by Jimmie Ward at Houston, 11/24
LONGEST PUNT:	67	by Jack Fox at Detroit, 10/27
LONGEST FIELD GOAL:	56	by Jason Sanders at Miami, 9/30
MOST RUSHING ATTEMPTS:	29	by Jonathan Taylor at Indianapolis, 12/22
MOST YARDS RUSHING:	218	by Jonathan Taylor at Indianapolis, 12/22
MOST PASSES ATTEMPTED:	41	by Drake Maye vs. New England, 11/3
MOST YARDS PASSING:	323	by Josh Allen at Buffalo, 10/20
MOST PASSES CAUGHT:	9	by Ja'Marr Chase vs. Cincinnati, 12/15
MOST YARDS ON RECEPTIONS:	125	by Keon Coleman at Buffalo, 10/20
MOST TOUCHDOWN PASSES:	3	Three times, last by Joe Burrow vs. Cincinnati, 12/15
MOST INTERCEPTIONS THROWN:	2	Four times, last by Joe Burrow vs. Cincinnati, 12/15
MOST RUSHING TOUCHDOWNS:	3	by Jonathan Taylor at Indianapolis, 12/22
MOST TOUCHDOWN RECEPTIONS:	2	by Terry McLaurin at Washington, 12/1

### TITANS HIGHS AND LOWS

	<u>HIGH</u>		<u>LOW</u>	
POINTS:	32	at Houston, 11/24	6	vs. Jacksonville, 12/8
FIRST DOWNS:	25	vs. Cincinnati, 12/15	11	vs. Minnesota, 11/17
NET RUSHING YARDS:	167	vs. New England, 11/3	33	Twice, last vs. Minnesota, 11/17
NET PASSING YARDS:	291	vs. Cincinnati, 12/15	95	vs. Indianapolis, 10/13
TOTAL OFFENSE:	416	at Detroit, 10/27	237	vs. Green Bay, 9/22
TOTAL PLAYS:	73	vs. New England, 11/3	50	at Washington, 12/1
RUSHING ATTEMPTS:	40	at Miami, 9/30	11	Twice, last at Washington, 12/1
PASSING ATTEMPTS:	40	at Buffalo, 10/20	21	at Miami, 9/30
PASSES COMPLETED:	29	vs. Cincinnati, 12/15	12	at Miami, 9/30
PASSES HAD INT.:	4	vs. Cincinnati, 12/15	0	Three times, last vs. Jacksonville, 12/8
FUMBLES LOST:	2	Four times, last vs. Cin., 12/15	0	Eight times, last at Jacksonville, 12/29
NUMBER OF PENALTIES:	13	vs. Minnesota, 11/17	2	vs. Green Bay, 9/22
YARDS PENALIZED:	113	vs. Indianapolis, 10/13	15	vs. Green Bay, 9/22
TIME OF POSSESSION:	38:44	vs. New England, 11/3	19:47	at Washington, 12/1

## OPPONENTS HIGHS AND LOWS

	<u>HIGH</u>		<u>LOW</u>	
POINTS:	52	at Detroit, 10/27	10	vs. Jacksonville, 12/8
FIRST DOWNS:	29	at Washington, 12/1	11	at Chicago, 9/8
NET RUSHING YARDS:	335	at Indianapolis, 12/22	40	at Houston, 11/24
NET PASSING YARDS:	315	at Buffalo, 10/20	61	at Detroit, 10/27
TOTAL OFFENSE:	463	at Washington, 12/1	148	at Chicago, 9/8
TOTAL PLAYS:	77	at Washington, 12/1	47	at Detroit, 10/27
RUSHING ATTEMPTS:	50	at Indianapolis, 12/22	17	at Houston, 11/24
PASSING ATTEMPTS:	41	vs. New England, 11/3	11	at Indianapolis, 12/22
PASSES COMPLETED:	29	vs. New England, 11/3	7	at Indianapolis, 12/22
PASSES HAD INT.:	2	Four times, last vs. Cin., 12/15	0	Nine times, last at Jacksonville, 12/29
FUMBLES LOST:	2	vs. Cincinnati, 12/15	0	11 times, last at Jacksonville, 12/29
NUMBER OF PENALTIES:	14	vs. Cincinnati, 12/15	3	Twice, last vs. Minnesota, 11/17
YARDS PENALIZED:	113	vs. Cincinnati, 12/15	29	at Detroit, 10/27
TIME OF POSSESSION:	40:13	at Washington, 12/1	24:23	at Detroit, 10/27

## LONGEST 2024 SCORING DRIVES

Most Plays:	Titans	15	vs. Indianapolis, 10/13, 56 yards, 9:02, FG
	Opponent	16	vs. Minnesota, 11/17, 89 yards, 8:07, TD at Jacksonville, 12/29, 74 yards, 9:11, TD
Most Yards:	Titans	98	vs. Minnesota, 11/17, 3 plays, 1:30, TD
	Opponent	95	at L.A. Chargers, 11/10, 11 plays, 7:10, TD
Most Time:	Titans	9:02	vs. Indianapolis, 10/13, 15 plays, 56 yards, FG
	Opponent	9:11	at Jacksonville, 12/29, 16 plays, 74 yards, TD

## TURNOVER ANALYSIS

### PLUS-MINUS TURNOVER RATIO

	Takeaways	Turnovers	Ratio
1 <sup>st</sup> Half	11	16	-5
1 <sup>st</sup> quarter	7	5	+2
2 <sup>nd</sup> quarter	4	11	-7
2 <sup>nd</sup> Half	5	17	-12
3 <sup>rd</sup> quarter	4	6	-2
4 <sup>th</sup> quarter	1	11	-10
Overtime	1	0	+1
<b>Totals</b>	<b>17</b>	<b>33</b>	<b>-16</b>

### GAME-BY-GAME TURNOVER RATIO

Date	Opponent	Takeaways	Turnovers	Ratio	Result
9/8	at Chicago	1	3	-2	L
9/15	vs. N.Y. Jets	0	2	-2	L
9/22	vs. Green Bay	0	3	-3	L
9/30	at Miami	1	1	0	W
10/13	vs. Indianapolis	1	1	0	L
10/20	at Buffalo	0	2	-2	L
10/27	at Detroit	0	4	-4	L
11/3	vs. New England	3	1	+2	W
11/10	at L.A. Chargers	0	0	0	L
11/17	vs. Minnesota	1	1	0	L
11/24	at Houston	2	3	-1	W
12/1	at Washington	1	2	-1	L
12/8	vs. Jacksonville	2	0	+2	L
12/15	vs. Cincinnati	4	6	-2	L
12/22	at Indianapolis	1	3	-2	L
12/29	at Jacksonville	0	1	-1	L



## FUMBLES

<u>Player</u>	<u>Fumbles</u>	<u>Lost</u>
Will Levis	8	5
Jha'Quan Jackson	5	2
Mason Rudolph	5	1
Tony Pollard	2	2
Chig Okonkwo	1	1
Calvin Ridley	1	1
Daniel Brunskill	1	0
DeAndre Hopkins	1	0
Chig Okonkwo	1	0
Tyjae Spears	1	0
<b>TOTALS</b>	<b>26</b>	<b>12</b>
OPPONENTS	14	6

## **BIG PLAYS (30 OR MORE YARDS FROM SCRIMMAGE)**

### TITANS BIG PLAYS

1. 40 -yard touchdown pass from Will Levis to Calvin Ridley vs. N.Y. Jets, 9/15
2. 41 -yard run by Tony Pollard at Miami, 9/30
3. 33 -yard pass from Mason Rudolph to Josh Whyle at Detroit, 10/27
4. 47 -yard pass from Mason Rudolph to Calvin Ridley at Detroit, 10/27
5. 34 -yard pass from Mason Rudolph to Nick Westbrook-Ikhine at Detroit, 10/27
6. 32 -yard run by Tony Pollard vs. New England, 11/3
7. 41 -yard touchdown pass from Will Levis to Calvin Ridley at L.A. Chargers, 11/10
8. 98 -yard touchdown pass from Will Levis to Nick Westbrook-Ikhine vs. Minnesota, 11/17
9. 33 -yard pass from Will Levis to Bryce Oliver vs. Minnesota, 11/17
10. 30 -yard pass from Will Levis to Tyler Boyd vs. Minnesota, 11/17
11. 38 -yard touchdown pass from Will Levis to Nick Westbrook-Ikhine at Houston, 11/24
12. 63 -yard pass from Will Levis to Calvin Ridley at Houston, 11/24
13. 70 -yard touchdown pass from Will Levis to Chig Okonkwo at Houston, 11/24
14. 30 -yard pass from Will Levis to Calvin Ridley at Washington, 12/1
15. 30 -yard pass from Will Levis to Tony Pollard at Washington, 12/1
16. 30 -yard pass from Will Levis to Calvin Ridley vs. Jacksonville, 12/8
17. 40 -yard pass from Will Levis to Tyler Boyd vs. Cincinnati, 12/15
18. 43 -yard pass from Mason Rudolph to Tyjae Spears vs. Cincinnati, 12/15
19. 38 -yard touchdown pass from Mason Rudolph to Calvin Ridley at Indianapolis, 12/22

## **OPPONENTS BIG PLAYS**

1.	30	-yard run by Breece Hall vs. N.Y. Jets, 9/15
2.	30	-yard pass from Malik Willis to Jayden Reed vs. Green Bay, 9/22
3.	30	-yard pass from Malik Willis to Christian Watson vs. Green Bay, 9/22
4.	37	-yard pass from Malik Willis to Christian Watson vs. Green Bay, 9/22
5.	30	-yard touchdown pass from Malik Willis to Emanuel Wilson vs. Green Bay, 9/22
6.	33	-yard run by Tyler Goodson vs. Indianapolis, 10/13
7.	44	-yard pass from Josh Allen to Keon Coleman at Buffalo, 10/20
8.	57	-yard pass from Josh Allen to Keon Coleman at Buffalo, 10/20
9.	70	-yard touchdown run by Jahmyr Gibbs at Detroit, 10/27
10.	36	-yard pass from Justin Herbert to Josh Palmer at L.A. Chargers, 11/10
11.	37	-yard pass from Justin Herbert to Ladd McConkey at L.A. Chargers, 11/10
12.	47	-yard touchdown pass from Sam Darnold to Jordan Addison vs. Minnesota, 11/17
13.	31	-yard pass from Sam Darnold to Justin Jefferson vs. Minnesota, 11/17
14.	39	-yard pass from C.J. Stroud to Tank Dell at Houston, 11/24
15.	56	-yard pass from C.J. Stroud to Nico Collins at Houston, 11/24
16.	40	-yard touchdown run by Brian Robinson Jr. at Washington, 12/1
17.	31	-yard pass from Mac Jones to Brian Thomas Jr. vs. Jacksonville, 12/8
18.	38	-yard touchdown pass from Joe Burrow to Tee Higgins vs. Cincinnati, 12/15
19.	65	-yard touchdown run by Jonathan Taylor at Indianapolis, 12/22
20.	36	-yard pass from Anthony Richardson to Adonai Mitchell at Indianapolis, 12/22
21.	70	-yard touchdown run by Jonathan Taylor at Indianapolis, 12/22
22.	31	-yard pass from Anthony Richardson to Josh Downs at Indianapolis, 12/22
23.	31	-yard pass from Mac Jones to Brian Thomas Jr. at Jacksonville, 12/29

## **INACTIVE PLAYERS**

<b>Date</b>	<b>Opponent</b>	<b>Inactive Players</b>
9/8	at Chicago	Adams, Gaye, Martin-Robinson, Odukoya, Ojukwu, Reese
9/15	vs. N.Y. Jets	Martin-Robinson, Murphy, Odukoya, Ojukwu, Williams, Wood
9/22	vs. Green Bay	Martin-Robinson, Murphy, Odukoya, Ojukwu, Small, Williams, Wood
9/30	at Miami	Duncan, Gaye, Martin-Robinson, Odukoya, Simmons, Williams, Wood
10/13	vs. Indianapolis	Coburn, Duncan, Martin-Robinson, Murphy, Odukoya, Williams
10/20	at Buffalo	Coburn, Levis, Martin-Robinson, Murphy, Sneed, Spears, Watson
10/27	at Detroit	J. Baker, Levis, Martin-Robinson, Odukoya, Petit-Frere, Sneed, Spears
11/3	vs. New England	Avery, Gray, Levis, Martin-Robinson, Radunz, Sneed, Spears
11/10	at L.A. Chargers	Edwards, Gray, Judy-Lally, Kelley, Martin-Robinson, Sneed
11/17	vs. Minnesota	Gray, Hardee Sr., Kelley, Martin-Robinson, Ojukwu, Sneed, Watson
11/24	at Houston	Judy-Lally, Martin-Robinson, Spears, Watson
12/1	at Washington	Judy-Lally, Kelley, Martin-Robinson, Watson
12/8	vs. Jacksonville	J. Baker, Jackson, Judy-Lally, Kelley, McCreary, Murray, Watson
12/15	vs. Cincinnati	Avery, J. Baker, Jackson, Kelley, McCreary, Reese
12/22	at Indianapolis	Avery, J. Baker, Folk, Gifford, Jackson, Judy-Lally, Kelley
12/29	at Jacksonville	Folk, Hooker, Jackson, Petit-Frere, Pollard, Radunz, Reese IV

## DRIVE ENGINEERING TITANS

QB	Game	Drives Started	Drives Ended By . . .									Points Yield	Points/ Drive	Drive Eff.	
			TD	FG	FGA	PNT	DWN	TRN	SAF	GM	HLF				
Levis	9/8 at CHI	13	2	1	1	6	0	3	0	0	1	17	1.3	23.1%	
	9/15 NYJ	11	2	1	1	5	1	2	0	0	0	17	1.5	27.3%	
	9/22 GB	11	2	0	0	4	1	3	0	1	0	14	1.3	18.2%	
	9/30 at MIA	2	0	0	0	1	0	1	0	0	0	0	0.0	0.0%	
	10/13 IND	11	2	1	1	5	0	1	0	1	1	17	1.5	27.3%	
	10/20 at BUF	-	-	-	-	-	-	-	-	-	-	-	-	-	-
	10/27 at DET	-	-	-	-	-	-	-	-	-	-	-	-	-	-
	11/3 NE	-	-	-	-	-	-	-	-	-	-	-	-	-	-
	11/10 at LAC	9	2	1	2	4	0	0	0	0	1	17	1.9	33.3%	
	11/17 MIN	11	1	2	2	5	2	1	0	0	0	13	1.2	27.3%	
11/24 at HOU	14	3	3	3	5	0	2	0	1	0	30	2.1	42.9%		
12/1 at WAS	11	2	2	2	4	1	2	0	0	0	19	1.7	36.4%		
12/8 JAX	9	0	2	2	3	3	0	0	0	1	6	0.7	22.2%		
12/15 CIN	8	2	0	0	1	0	4	0	0	1	14	1.8	25.0%		
12/22 at IND	-	-	-	-	-	-	-	-	-	-	-	-	-	-	
12/29 at JAX	-	-	-	-	-	-	-	-	-	-	-	-	-	-	
1/5 HOU	-	-	-	-	-	-	-	-	-	-	-	-	-	-	
<b>LEVIS TOTALS</b>		<b>110</b>	<b>18</b>	<b>13</b>	<b>14</b>	<b>43</b>	<b>8</b>	<b>19</b>	<b>0</b>	<b>3</b>	<b>5</b>	<b>164</b>	<b>1.5</b>	<b>28.2%</b>	
Rudolph	9/30 at MIA	11	2	5	5	4	0	0	0	0	0	29	2.6	63.6%	
	10/20 at BUF	12	1	1	1	5	1	2	0	1	1	10	0.8	16.7%	
	10/27 at DET	14	2	0	0	6	1	4	0	1	0	14	1.0	14.3%	
	11/3 NE	11	2	2	2	5	1	1	0	0	0	20	1.8	36.4%	
	12/15 CIN	4	2	0	0	0	0	2	0	0	0	13	3.3	50.0%	
	12/22 at IND	13	4	0	1	4	0	3	0	0	1	30	2.3	30.8%	
	12/29 at JAX	8	1	2	2	3	1	1	0	0	0	13	1.6	37.5%	
<b>RUDOLPH TOTALS</b>		<b>73</b>	<b>14</b>	<b>10</b>	<b>11</b>	<b>27</b>	<b>4</b>	<b>13</b>	<b>0</b>	<b>2</b>	<b>2</b>	<b>129</b>	<b>1.8</b>	<b>32.9%</b>	
<b>TEAM TOTALS</b>		<b>183</b>	<b>32</b>	<b>23</b>	<b>25</b>	<b>70</b>	<b>12</b>	<b>32</b>	<b>0</b>	<b>5</b>	<b>7</b>	<b>293</b>	<b>1.6</b>	<b>30.1%</b>	

## OPPONENTS

QB	Game	Drives Started	Drives Ended By . . .									Points Yield	Points/ Drive	Drive Eff.
			TD	FG	FGA	PNT	DWN	TRN	SAF	GM	HLF			
Williams	9/8 at CHI	10	0	3	3	6	0	0	0	1	0	9	0.9	30.0%
Rodgers	9/15 NYJ	11	3	1	1	6	0	0	0	1	0	24	2.2	36.4%
Willis	9/22 GB	10	2	3	3	5	0	0	0	0	0	23	2.3	50.0%
Huntley	9/30 at MIA	13	1	2	2	5	2	1	1	1	0	12	0.9	23.1%
Flacco	10/13 IND	10	2	2	2	5	0	1	0	0	0	20	2.0	40.0%
Allen	10/20 at BUF	11	4	2	2	5	0	0	0	0	0	34	3.1	54.5%
Goff/Hooker	10/27 at DET	13	6	1	1	5	0	0	0	0	1	45	3.5	53.8%
Maye	11/3 NE	11	2	1	2	4	0	3	0	0	0	17	1.5	27.3%
Herbert	11/10 at LAC	9	3	2	2	3	0	0	0	1	0	27	3.0	55.6%
Darnold	11/17 MIN	12	3	1	1	5	0	1	0	1	1	23	1.9	33.3%
Stroud	11/24 at HOU	13	2	2	3	5	0	2	1	0	0	20	1.5	30.8%
Daniels	12/1 at WAS	12	6	0	2	1	0	1	0	1	1	42	3.5	50.0%
Jones	12/8 JAX	9	1	1	1	4	0	2	0	1	0	10	1.1	22.2%
Burrow	12/15 CIN	9	4	1	1	1	0	3	0	0	0	31	3.4	55.6%
Richardson	12/22 at IND	12	5	1	2	4	0	1	0	0	0	38	3.2	50.0%
Jones	12/29 at JAX	8	2	2	2	3	0	0	0	1	0	20	2.5	50.0%
1/5 HOU	-	-	-	-	-	-	-	-	-	-	-	-	-	-
<b>OPPONENTS TOTALS</b>		<b>173</b>	<b>46</b>	<b>25</b>	<b>30</b>	<b>67</b>	<b>2</b>	<b>15</b>	<b>2</b>	<b>8</b>	<b>3</b>	<b>395</b>	<b>2.3</b>	<b>41.0%</b>



# THIRD DOWN EFFICIENCY

## TITANS

Game	THIRD DOWN AND ...												TOTAL	PCT.									
	1	2	3	4	5	6	7	8	9	10+	Made	Att.			Made	Att.							
9/8 at CHI	1	1	0	0	0	1	2	0	0	0	1	0	2	1	5	3	14	21.4					
9/15 NYJ	2	2	0	1	1	2	0	0	1	1	3	0	0	0	2	5	12	41.7					
9/22 GB	1	1	0	0	1	2	0	0	0	0	0	0	1	1	1	3	9	33.3					
9/30 at MIA	1	1	0	1	0	1	1	2	0	1	0	2	0	0	0	3	2	16.7					
10/13 IND	0	1	1	1	1	3	1	2	0	0	0	0	0	1	3	4	11	36.4					
10/20 at BUF	0	2	0	0	4	4	0	2	0	0	0	0	0	1	7	6	16	37.5					
10/27 at DET	0	2	1	1	1	1	0	0	0	1	0	0	1	2	0	2	3	11	27.3				
11/3 NE	1	1	1	2	1	2	0	0	1	1	1	1	0	2	0	1	7	16	43.8				
11/10 at LAC	0	0	1	1	0	1	0	0	0	0	1	1	0	1	0	4	3	9	33.3				
11/17 MIN	0	1	1	1	0	0	0	2	1	1	0	2	0	0	1	3	7	6	15	40.0			
11/22 at HOU	1	1	0	0	0	1	0	0	0	1	0	2	0	1	1	5	4	14	28.6				
12/1 at WAS	0	0	0	0	0	0	0	1	0	0	1	1	2	4	0	1	5	12	41.7				
12/8 JAX	4	4	0	1	1	2	2	3	0	1	1	2	0	0	0	3	8	16	50.0				
12/15 CIN	2	2	0	0	1	1	0	0	0	0	0	1	2	0	0	2	5	8	62.5				
12/22 at IND	4	6	0	1	0	0	0	1	0	0	1	2	0	1	0	0	5	11	45.5				
12/29 at JAX	1	1	3	3	0	0	2	2	0	0	0	0	1	1	0	6	7	14	50.0				
1/5 HOU																							
<b>TOTALS</b>	<b>18</b>	<b>26</b>	<b>8</b>	<b>13</b>	<b>11</b>	<b>21</b>	<b>6</b>	<b>15</b>	<b>4</b>	<b>9</b>	<b>6</b>	<b>18</b>	<b>4</b>	<b>14</b>	<b>3</b>	<b>11</b>	<b>5</b>	<b>11</b>	<b>11</b>	<b>62</b>	<b>76</b>	<b>200</b>	<b>38.0</b>

	Made	Att.	Pct.
Titans third down and 1 - 4:	43	75	57.3
Titans third down and 5 - 9:	22	63	34.9
Titans third down and 10+:	11	62	17.7

## OPPONENTS

Game	THIRD DOWN AND ...												TOTAL	PCT.										
	1	2	3	4	5	6	7	8	9	10+	Made	Att.			Made	Att.								
9/8 at CHI	0	1	0	2	0	1	1	2	0	1	0	0	0	0	1	5	2	13	15.4					
9/15 NYJ	3	4	1	2	0	0	0	0	0	1	0	0	1	1	0	4	5	12	41.7					
9/22 GB	0	0	1	2	0	2	0	0	0	2	1	2	0	0	0	2	4	5	14	35.7				
9/30 at MIA	1	1	0	1	0	1	0	0	0	2	0	0	0	1	0	2	1	3	2	12	16.7			
10/13 IND	2	2	1	2	0	2	0	0	0	1	2	3	0	0	1	1	4	7	15	46.7				
10/20 at BUF	0	1	0	0	0	1	0	0	0	0	1	2	0	1	1	3	3	10	30.0					
10/27 at DET	0	0	0	0	1	2	1	2	0	1	0	0	1	1	0	2	3	9	33.3					
11/3 NE	1	2	0	1	0	0	0	0	1	2	0	0	0	0	0	1	5	3	11	27.3				
11/10 at LAC	2	2	0	1	1	1	0	1	0	2	0	0	0	0	1	1	0	2	4	10	40.0			
11/17 MIN	3	4	0	0	0	1	0	1	0	2	2	2	0	1	0	0	1	0	2	5	14	35.7		
11/24 at HOU	1	2	0	0	1	2	0	0	1	1	0	0	0	0	0	2	0	6	3	13	23.1			
12/1 at WAS	4	4	4	5	1	2	0	0	0	0	0	0	0	0	0	0	3	9	14	64.3				
12/8 JAX	1	1	1	1	1	2	1	2	0	0	0	1	0	1	0	1	2	4	6	13	46.2			
12/15 CIN	2	2	1	1	0	1	1	1	2	2	0	0	1	2	1	1	0	1	2	2	10	13	76.9	
12/22 at IND	4	4	0	1	1	2	1	1	1	1	0	1	0	0	1	3	0	0	8	15	53.3			
12/29 at JAX	4	4	2	2	0	0	0	1	0	0	0	1	1	1	0	0	1	3	8	13	61.5			
1/5 HOU																								
<b>TOTALS</b>	<b>28</b>	<b>34</b>	<b>11</b>	<b>20</b>	<b>6</b>	<b>21</b>	<b>4</b>	<b>11</b>	<b>6</b>	<b>15</b>	<b>4</b>	<b>14</b>	<b>6</b>	<b>11</b>	<b>5</b>	<b>13</b>	<b>1</b>	<b>10</b>	<b>12</b>	<b>52</b>	<b>83</b>	<b>201</b>	<b>41.3</b>	

	Made	Att.	Pct.
Opponents third down and 1 - 4:	49	86	57.0
Opponents third down and 5 - 9:	22	63	34.9
Opponents third down and 10+:	12	52	23.1

## INSIDE THE 20 EFFICIENCY

Game	Results	Total											Total Points	Scoring Eff.	TD Eff.		
		Succ. / Att.	TD	FG	FGA	Int	Fum	Dwn	Gm	Hlf	Punt						
<b>9/8 at CHI</b>																	
Titans:	3 7	2 / 2	1	1	1	0	0	0	0	0	0	0	10	100.0%	50.0%		
Opponents:	3	1 / 1	0	1	1	0	0	0	0	0	0	3	100.0%	0.0%			
<b>9/15 NYJ</b>																	
Titans:	7 Fum 3 Dwn	2 / 4	1	1	1	0	1	1	0	0	0	10	50.0%	25.0%			
Opponents:	7 3	2 / 2	1	1	1	0	0	0	0	0	0	10	100.0%	50.0%			
<b>9/22 GB</b>																	
Titans:	7 7	2 / 2	2	0	0	0	0	0	0	0	0	14	100.0%	100.0%			
Opponents:	7 3 3	3 / 3	1	2	2	0	0	0	0	0	0	13	100.0%	33.3%			
<b>9/30 at MIA</b>																	
Titans:	7 3 7	3 / 3	2	1	1	0	0	0	0	0	0	17	100.0%	66.7%			
Opponents:	6	1 / 1	1	0	0	0	0	0	0	0	0	6	100.0%	100.0%			
<b>10/13 IND</b>																	
Titans:	7 7	2 / 2	2	0	0	0	0	0	0	0	0	14	100.0%	100.0%			
Opponents:	3 3 7	3 / 3	1	2	2	0	0	0	0	0	0	13	100.0%	33.3%			
<b>10/20 at BUF</b>																	
Titans:	3 7 Int	2 / 3	1	1	1	1	0	0	0	0	0	10	66.7%	33.3%			
Opponents:	7 7 3 7 3 7	6 / 6	4	2	2	0	0	0	0	0	0	34	100.0%	66.7%			
<b>10/27 at DET</b>																	
Titans:	7 7 Dwn Fum	2 / 4	2	0	0	0	1	1	0	0	0	14	50.0%	50.0%			
Opponents:	7 7 7 7 7	5 / 5	5	0	0	0	0	0	0	0	0	35	100.0%	100.0%			
<b>11/3 NE</b>																	
Titans:	7 Int 3 7 3	4 / 5	2	2	2	1	0	0	0	0	0	20	80.0%	40.0%			
Opponents:	7 7	2 / 2	2	0	0	0	0	0	0	0	0	14	100.0%	100.0%			
<b>11/10 at LAC</b>																	
Titans:	M 3 7	2 / 3	1	1	2	0	0	0	0	0	0	10	66.7%	33.3%			
Opponents:	3 3 7 7 7	5 / 5	3	2	2	0	0	0	0	0	0	27	100.0%	60.0%			
<b>11/17 MIN</b>																	
Titans:	3	1 / 1	0	1	1	0	0	0	0	0	0	3	100.0%	0.0%			
Opponents:	7 7	2 / 2	2	0	0	0	0	0	0	0	0	14	100.0%	100.0%			
<b>11/24 at HOU</b>																	
Titans:	7	1 / 1	1	0	0	0	0	0	0	0	0	7	100.0%	100.0%			
Opponents:	7 7 3 M	3 / 4	2	1	2	0	0	0	0	0	0	17	75.0%	50.0%			
<b>12/1 at WAS</b>																	
Titans:	3 6	2 / 2	1	1	1	0	0	0	0	0	0	9	100.0%	50.0%			
Opponents:	7 7 7 M 7 7 Gm	5 / 7	5	0	1	0	0	0	1	0	0	35	71.4%	71.4%			
<b>12/8 JAX</b>																	
Titans:	Dwn Dwn	0 / 2	0	0	0	0	0	0	2	0	0	0	0.0%	0.0%			
Opponents:	3 7	2 / 2	1	1	1	0	0	0	0	0	0	10	100.0%	50.0%			
<b>12/15 CIN</b>																	
Titans:	7 7 7 6	4 / 4	4	0	0	0	0	0	0	0	0	27	100.0%	100.0%			
Opponents:	7 Fum 7 3 6	4 / 5	3	1	1	0	1	0	0	0	0	23	80.0%	60.0%			
<b>12/22 at IND</b>																	
Titans:	8 7 8	3 / 3	3	0	0	0	0	0	0	0	0	23	100.0%	100.0%			
Opponents:	7 3 7	3 / 3	2	1	1	0	0	0	0	0	0	17	100.0%	66.7%			
<b>12/29 at JAX</b>																	
Titans:	7 3	2 / 2	1	1	1	0	0	0	0	0	0	10	100.0%	50.0%			
Opponents:	7 7	2 / 2	2	0	0	0	0	0	0	0	0	14	100.0%	100.0%			
<b>1/5 HOU</b>																	
Titans:		0 / 0	0	0	0	0	0	0	0	0	0	0	-	-			
Opponents:		0 / 0	0	0	0	0	0	0	0	0	0	0	-	-			
<b>TOTALS</b>																	
Titans:		34 / 43	24	10	11	2	2	4	0	0	0	198	79.1%	55.8%			
Opponents:		49 / 53	35	14	16	0	1	0	1	0	0	285	92.5%	66.0%			

## GOAL-TO-GO SITUATIONS

Game	Results	Total											Total Points	Scoring Eff.	TD Eff.			
		Succ. / Att.	TD	FG	FGA	Int	Fum	Dwn	Gm	Hlf	Punt							
<b>9/8 at CHI</b>																		
Titans:	7	1 / 1	1	0	0	0	0	0	0	0	0	0	0	0	0	7	100.0%	100.0%
Opponents:	3	1 / 1	0	1	1	0	0	0	0	0	0	0	0	0	0	3	100.0%	0.0%
<b>9/15 NYJ</b>																		
Titans:	7 Fum Dwn	1 / 3	1	0	0	0	1	1	0	0	0	0	0	0	0	7	33.3%	33.3%
Opponents:		0 / 0	0	0	0	0	0	0	0	0	0	0	0	0	0	0	-	-
<b>9/22 GB</b>																		
Titans:	7	1 / 1	1	0	0	0	0	0	0	0	0	0	0	0	0	7	100.0%	100.0%
Opponents:	7 3	2 / 2	1	1	1	0	0	0	0	0	0	0	0	0	0	10	100.0%	50.0%
<b>9/30 at MIA</b>																		
Titans:	7 3 7	3 / 3	2	1	1	0	0	0	0	0	0	0	0	0	0	17	100.0%	66.7%
Opponents:	6	1 / 1	1	0	0	0	0	0	0	0	0	0	0	0	0	6	100.0%	100.0%
<b>10/13 IND</b>																		
Titans:	7	1 / 1	1	0	0	0	0	0	0	0	0	0	0	0	0	7	100.0%	100.0%
Opponents:	3	1 / 1	0	1	1	0	0	0	0	0	0	0	0	0	0	3	100.0%	0.0%
<b>10/20 at BUF</b>																		
Titans:		0 / 0	0	0	0	0	0	0	0	0	0	0	0	0	0	0	-	-
Opponents:	7	1 / 1	1	0	0	0	0	0	0	0	0	0	0	0	0	7	100.0%	100.0%
<b>10/27 at DET</b>																		
Titans:	7 Dwn	1 / 2	1	0	0	0	0	1	0	0	0	0	0	0	0	7	50.0%	50.0%
Opponents:	7 7 7 7	4 / 4	4	0	0	0	0	0	0	0	0	0	0	0	0	28	100.0%	100.0%
<b>11/3 NE</b>																		
Titans:	7 Int 3 7	3 / 4	2	1	1	1	0	0	0	0	0	0	0	0	0	17	75.0%	50.0%
Opponents:	7 7	2 / 2	2	0	0	0	0	0	0	0	0	0	0	0	0	14	100.0%	100.0%
<b>11/10 at LAC</b>																		
Titans:		0 / 0	0	0	0	0	0	0	0	0	0	0	0	0	0	0	-	-
Opponents:	3 7	2 / 2	1	1	1	0	0	0	0	0	0	0	0	0	0	10	100.0%	50.0%
<b>11/17 MIN</b>																		
Titans:		0 / 0	0	0	0	0	0	0	0	0	0	0	0	0	0	0	-	-
Opponents:	7 7	2 / 2	2	0	0	0	0	0	0	0	0	0	0	0	0	14	100.0%	100.0%
<b>11/24 at HOU</b>																		
Titans:		0 / 0	0	0	0	0	0	0	0	0	0	0	0	0	0	0	-	-
Opponents:	3	1 / 1	0	1	1	0	0	0	0	0	0	0	0	0	0	3	100.0%	0.0%
<b>12/1 at WAS</b>																		
Titans:		0 / 0	0	0	0	0	0	0	0	0	0	0	0	0	0	0	-	-
Opponents:	7 7 7	3 / 3	3	0	0	0	0	0	0	0	0	0	0	0	0	21	100.0%	100.0%
<b>12/8 JAX</b>																		
Titans:	Dwn	0 / 1	0	0	0	0	0	1	0	0	0	0	0	0	0	0	0.0%	0.0%
Opponents:		0 / 0	0	0	0	0	0	0	0	0	0	0	0	0	0	0	-	-
<b>12/15 CIN</b>																		
Titans:	7 7	2 / 2	2	0	0	0	0	0	0	0	0	0	0	0	0	14	100.0%	100.0%
Opponents:	7 Fum 7 3 6	4 / 5	3	1	1	0	1	0	0	0	0	0	0	0	0	23	80.0%	60.0%
<b>12/22 at IND</b>																		
Titans:	7 8	2 / 2	2	0	0	0	0	0	0	0	0	0	0	0	0	15	100.0%	100.0%
Opponents:	7	1 / 1	1	0	0	0	0	0	0	0	0	0	0	0	0	7	100.0%	100.0%
<b>12/29 at JAX</b>																		
Titans:		0 / 0	0	0	0	0	0	0	0	0	0	0	0	0	0	0	-	-
Opponents:	7	1 / 1	1	0	0	0	0	0	0	0	0	0	0	0	0	7	100.0%	100.0%
<b>1/5 HOU</b>																		
Titans:		0 / 0	0	0	0	0	0	0	0	0	0	0	0	0	0	0	-	-
Opponents:		0 / 0	0	0	0	0	0	0	0	0	0	0	0	0	0	0	-	-
<b>TOTALS</b>																		
Titans:		15 / 20	13	2	2	1	1	3	0	0	0	0	0	0	0	98	75.0%	65.0%
Opponents:		26 / 27	20	6	6	0	1	0	0	0	0	0	0	0	0	156	96.3%	74.1%



## TAKEAWAYS & GIVEAWAYS

### TITANS TAKEAWAYS

Game	Qtr	Scrim.	Player	Turnover	Caused by	Takeaway	at	Ret. Yds.	Results	Pts.
9/8 at CHI	2	TEN 35	V. Jones	Fumble		J. Chestnut	CHI 23	0	Field Goal	3
9/30 at MIA	1	TEN 32	T. Huntley	Fumble		A. Key	TEN 36	0	Punt	0
10/13 vs. IND	1	IND 36	J. Flacco	Interception		A. Hooker	TEN 43	30	Touchdown	7
11/3 vs. NE	2	NE 49	D. Maye	Interception		A. Hooker	TEN 43	17	Interception	0
11/3 vs. NE	4	NE 32	D. Maye	Fumble	A. Key	J. Simmons	NE 26	0	Touchdown	7
11/3 vs. NE	5	NE 41	D. Maye	Interception		A. Hooker	TEN 11	2	Game	0
11/17 vs. MIN	1	TEN 36	S. Darnold	Fumble		J. Simmons	TEN 45	0	Field Goal	3
11/24 at HST	2	HST 14	C. Stroud	Interception		J. Brownlee Jr.	HST 22	2	Field Goal	3
11/24 at HST	3	HST 25	C. Stroud	Interception		K. Murray Jr.	HST 45	6	Interception	0
12/1 at WAS	3	WAS 47	J. Daniels	Interception		A. Hooker	TEN 38	0	Field Goal	3
12/8 vs. JAX	1	50	M. Jones	Interception		C. Awuzie	TEN 29	8	Punt	0
12/8 vs. JAX	2	TEN 46	M. Jones	Interception		O. Reese	TEN 49	2	Half	0
12/15 vs. CIN	1	CIN 19	J. Burrow	Interception		L. Gifford	CIN 29	0	Touchdown	7
12/15 vs. CIN	2	TEN 9	J. Burrow	Fumble	T. Sweat	T. Sweat	TEN 11	30	Fumble	0
12/15 vs. CIN	3	TEN 38	J. Burrow	Interception		D. Worley	TEN 3	0	Interception	0
12/15 vs. CIN	3	CIN 33	J. Battle	Fumble		Team	TEN 1	0	Interception	0
12/22 at IND	1	TEN 27	A. Richardson	Interception		A. Hooker	TEN 6	19	Missed FG	0

#### Takeaway Season Totals:

No.	Takeaways resulted in ...										
	TD	FG	FG Att.	Punt	Downs	Int.	Fum.	Saf.	Game	Half	Pts.
17	3	4	5	2	0	4	1	0	1	1	33

### TITANS GIVEAWAYS

Game	Qtr	Scrim.	Player	Turnover	Caused by	Takeaway	at	Ret. Yds.	Results	Pts.
9/8 at CHI	4	TEN 48	W. Levis	Fumble	D. Taylor	T. Edwards	TEN 31	0	Field Goal	3
9/8 at CHI	4	TEN 45	W. Levis	Interception		T. Stevenson	TEN 43	43	Touchdown	8
9/8 at CHI	4	TEN 40	W. Levis	Interception		J. Johnson	CHI 31	9	Game	0
9/15 vs. NYJ	2	NYJ 6	W. Levis	Fumble	W. McDonald	Qi. Williams	NYJ 12	0	Punt	0
9/15 vs. NYJ	2	TEN 25	W. Levis	Interception		B. Echols	NYJ 27	0	Touchdown	7
9/22 vs. GB	1	TEN 31	W. Levis	Interception		J. Alexander	TEN 35	35	Touchdown	7
9/22 vs. GB	3	GB 31	W. Levis	Fumble	K. Enagbare	L. Van Ness	GB 47	0	Punt	0
9/22 vs. GB	4	TEN 39	W. Levis	Interception		X. McKinney	GB 18	0	Punt	0
9/30 at MIA	1	MIA 43	W. Levis	Interception		E. Ogbah	MIA 37	0	Fumble	0
10/13 vs. IND	4	TEN 31	W. Levis	Interception		J. Blackmon	IND 37	0	Punt	0
10/20 at BUF	2	TEN 43	M. Rudolph	Fumble		T. Bernard	TEN 46	0	Punt	0
10/20 at BUF	4	BUF 20	M. Rudolph	Interception	C. Benford	D. Hamlin	BUF 16	0	Touchdown	7
10/27 at DET	1	TEN 32	M. Rudolph	Interception		T. Nowaske	TEN 31	8	Touchdown	7
10/27 at DET	2	TEN 30	M. Rudolph	Interception		K. Joseph	TEN 45	33	Touchdown	7
10/27 at DET	3	TEN 23	C. Ridley	Fumble	A. Robertson	C. Davis	TEN 26	0	Touchdown	7
10/27 at DET	4	DET 18	C. Okonkwo	Fumble	A. Robertson	I. Thomas	DET 22	0	Punt	0
11/3 vs. NE	2	NE 3	M. Rudolph	Interception		J. Tavai	NE -3	0	Field Goal	3
11/17 vs. MIN	4	TEN 16	W. Levis	Interception		H. Smith	MIN 34	0	Game	0
11/24 at HST	2	HST 32	W. Levis	Fumble		M. Edwards	HST 35	0	Field Goal	3
11/24 at HST	3	HST 40	W. Levis	Interception		J. Ward	HST 35	65	Touchdown	7
11/24 at HST	4	HST 19	J. Jackson	Fumble		K. Boyd	TEN 43	0	Field Goal	3
12/1 at WAS	1	TEN 19	T. Pollard	Fumble	M. Sainristil	M. Sainristil	TEN 24	0	Touchdown	7
12/1 at WAS	1	WAS 20	J. Jackson	Fumble	T. Owens	M. Walker	TEN 34	0	Touchdown	7
12/15 vs. CIN	2	CIN 36	W. Levis	Fumble	T. Hendrickson	M. Njongmeta	CIN 38	0	Touchdown	7
12/15 vs. CIN	2	TEN 44	W. Levis	Interception		C. Taylor-Britt	CIN 49	28	Touchdown	7
12/15 vs. CIN	2	TEN 30	W. Levis	Interception		M. Hilton	TEN 38	0	Field Goal	3
12/15 vs. CIN	3	TEN 21	W. Levis	Interception		G. Stone	TEN 39	39	Touchdown	7
12/15 vs. CIN	3	CIN33	T. Pollard	Fumble	M. Jackson	J. Battle	CIN 39	60	Fumble	0
12/15 vs. CIN	4	CIN 27	M. Rudolph	Interception		J. Newton	CIN 17	12	Punt	0
12/22 at IND	2	TEN 36	M. Rudolph	Interception		K. Moore	TEN 45	12	Touchdown	7
12/22 at IND	3	TEN 40	M. Rudolph	Interception		S. Womack	TEN 44	4	Touchdown	7
12/22 at IND	4	TEN 11	M. Rudolph	Interception		K. Moore	TEN 34	4	Game	0
12/29 at JAX	2	TEN 42	M. Rudolph	Interception	J. Jefferson	D. Lloyd	TEN 46	3	Touchdown	7

#### Giveaway Season Totals:

No.	Giveaways resulted in ...										
	TD	FG	FG Att.	Punt	Downs	Int.	Fum.	Saf.	Game	Half	Pts.
33	16	5	5	7	0	0	2	0	3	0	128

## FIRST DOWNS EARNED

Total first downs earned (parentheses indicates number earned on third or fourth down)

<b>NAME</b>	<b>RUSHING</b>	<b>PASSING</b>	<b>RECEIVING</b>	<b>PENALTY</b>	<b>TOTAL</b>
Will Levis	20 (12)	80 (29)			100 (41)
Mason Rudolph	12 (8)	75 (21)			87 (29)
Tony Pollard	50 (9)		9 (2)		59 (11)
Calvin Ridley	3		38 (12)		41 (12)
PENALTY				33 (12)	33 (12)
Tyjae Spears	19 (3)		9 (1)		28 (4)
Nick Westbrook-Ikhine			23 (8)		23 (8)
Tyler Boyd	1 (1)		20 (12)		21 (13)
Chig Okonkwo	1		19 (7)		20 (7)
Josh Whyle			13 (3)		13 (3)
DeAndre Hopkins			10 (1)		10 (1)
Nick Vannett			5 (1)		5 (1)
Treyton Burks			3 (1)		3 (1)
Bryce Oliver			3 (2)		3 (2)
Mason Kinsey			1		1 ( )
David Martin-Robinson			1		1 ( )
Jha'Quan Jackson			1		1 ( )
Julius Chestnut	1				1 ( )
<b>TITANS TOTALS</b>	<b>107 (33)</b>	<b>155 (50)</b>	<b>155 (50)</b>	<b>33 (12)</b>	<b>450 (145)</b>

**Note: One first down awarded to both passer and receiver on passes resulting in first down.**

## KICKOFF ANALYSIS

### TITANS

FOLK	No.	No. In EZ	TB	Opp. Ret.	Ret. Yds.	Ret. Avg.	FC	Squib	Out of Bounds	Onside Rec. / Att.
9/8 at CHI	4	3	2	2	67	33.5	0	0	0	0 / 0
9/15 NYJ	3	2	1	2	57	28.5	0	0	0	0 / 0
9/22 GB	3	3	3	0	0	-	0	0	0	0 / 0
9/30 at MIA	7	7	7	0	0	-	0	0	0	0 / 0
10/13 IND	4	4	3	1	27	27.0	0	0	0	0 / 0
10/20 at BUF	3	2	2	1	27	27.0	0	0	0	0 / 0
10/27 at DET	3	2	2	1	72	72.0	0	0	0	0 / 0
11/3 NE	5	5	5	0	0	-	0	0	0	0 / 0
11/10 at LAC	4	2	2	1	56	56.0	0	0	0	0 / 1
11/17 MIN	4	4	3	1	35	35.0	0	0	0	0 / 0
11/24 at HOU	6	4	2	4	147	36.8	0	0	0	0 / 0
12/1 at WAS	5	3	1	4	90	22.5	0	0	0	0 / 0
12/8 JAX	3	1	1	2	34	17.0	0	0	0	0 / 0
12/15 CIN	4	3	3	1	32	32.0	0	0	0	0 / 0
12/22 at IND	-	-	-	-	-	-	-	-	-	- / -
12/29 at JAX	-	-	-	-	-	-	-	-	-	- / -
1/5 HOU	-	-	-	-	-	-	-	-	-	- / -
<b>FOLK TOTALS</b>	<b>58</b>	<b>45</b>	<b>37</b>	<b>20</b>	<b>644</b>	<b>32.2</b>	<b>0</b>	<b>0</b>	<b>0</b>	<b>0 / 1</b>

NARVESON	No.	No. In EZ	TB	Opp. Ret.	Ret. Yds.	Ret. Avg.	FC	Squib	Out of Bounds	Onside Rec. / Att.
12/22 at IND	5	3	1	4	127	31.8	0	0	0	0 / 0
<b>NARVESON TOTALS</b>	<b>5</b>	<b>3</b>	<b>1</b>	<b>4</b>	<b>127</b>	<b>31.8</b>	<b>0</b>	<b>0</b>	<b>0</b>	<b>0 / 0</b>

WRIGHT	No.	No. In EZ	TB	Opp. Ret.	Ret. Yds.	Ret. Avg.	FC	Squib	Out of Bounds	Onside Rec. / Att.
12/29 at JAX	3	2	1	2	62	31.0	0	0	0	0 / 0
<b>WRIGHT TOTALS</b>	<b>3</b>	<b>2</b>	<b>1</b>	<b>2</b>	<b>62</b>	<b>31.0</b>	<b>0</b>	<b>0</b>	<b>0</b>	<b>0 / 0</b>
<b>TEAM TOTALS</b>	<b>66</b>	<b>50</b>	<b>39</b>	<b>26</b>	<b>833</b>	<b>32.0</b>	<b>0</b>	<b>0</b>	<b>0</b>	<b>0 / 1</b>

### OPPONENTS

	No.	No. In EZ	TB	Titans Ret.	Ret. Yds.	Ret. Avg.	FC	Squib	Out of Bounds	Onside Rec. / Att.
9/8 at CHI	6	4	1	5	127	25.4	0	0	0	0 / 0
9/15 NYJ	5	4	3	2	52	26.0	0	0	0	0 / 0
9/22 GB	6	5	3	3	84	28.0	0	0	0	0 / 0
9/30 at MIA	5	2	2	1	21	21.0	0	0	0	0 / 1
10/13 IND	5	5	5	0	0	-	0	0	0	0 / 0
10/20 at BUF	7	5	5	2	55	27.5	0	0	0	0 / 0
10/27 at DET	9	9	8	1	29	29.0	0	0	0	0 / 0
11/3 NE	4	4	2	2	47	23.5	0	0	0	0 / 0
11/10 at LAC	6	5	3	3	87	29.0	0	0	0	0 / 0
11/17 MIN	5	4	4	1	23	23.0	0	0	0	0 / 0
11/24 at HOU	7	5	3	3	91	30.3	0	0	0	0 / 1
12/1 at WAS	7	2	1	6	137	22.8	0	0	0	0 / 0
12/8 JAX	3	3	1	2	58	29.0	0	0	0	0 / 0
12/15 CIN	7	7	6	1	20	20.0	0	0	0	0 / 0
12/22 at IND	7	5	5	2	69	34.5	0	0	0	0 / 0
12/29 at JAX	5	3	2	3	67	22.3	0	0	0	0 / 0
1/5 HOU	-	-	-	-	-	-	-	-	-	- / -
<b>TOTALS</b>	<b>94</b>	<b>72</b>	<b>54</b>	<b>37</b>	<b>967</b>	<b>26.1</b>	<b>0</b>	<b>0</b>	<b>0</b>	<b>0 / 2</b>



# INSTANT REPLAY ANALYSIS

## CHALLENGES BY TITANS

Game	Qtr	Time	Dwn	Dist	Play	Review Result	Explanation
9/8 at CHI					(none)		
9/15 vs. NYJ					(none)		
9/22 vs. GB					(none)		
9/30 at MIA					(none)		
10/13 vs. IND	4	12:05	3	7	J. Flacco 7-yard pass to J. Downs for first down	Upheld	J. Downs reached the line to gain
10/20 at BUF	3	:48	3	8	J. Allen 25-yard pass to D. Kincaid to TEN 2	Reversed	J. Kincaid 25-yard grab and fumble out of bounds
10/27 at DET					(none)		
11/3 vs. NE					(none)		
11/10 at LAC					(none)		
11/17 vs. MIN					(none)		
11/24 at HST	1	8:07	3	9	C. Stroud 8-yard pass to X. Hutchinson	Reversed	X. Hutchinson did not secure the catch
12/1 at WAS					(none)		
12/8 vs. JAX					(none)		
12/15 vs. CIN					(none)		
12/22 at IND	2	5:08	3	5	A. Richardson 36-yard pass to A. Mitchell	Upheld	A. Mitchell secured the catch
12/29 at JAX					(none)		

Total challenges by Titans: 4

Calls reversed: 2

## CHALLENGES BY OPPONENTS

Game	Qtr	Time	Dwn	Dist	Play	Review Result	Explanation
9/8 at CHI					(none)		
9/15 vs. NYJ					(none)		
9/22 vs. GB					(none)		
9/30 at MIA	4	15:00	3	2	T. Huntley 1-yard run to MIA 39 on third-and-two	Upheld	T. Huntley 1-yard run short of 1st down
10/13 vs. IND					(none)		
10/20 at BUF					(none)		
10/27 at DET					(none)		
11/3 vs. NE					(none)		
11/10 at LAC					(none)		
11/17 vs. MIN	4	13:25	2	10	S. Darnold incomplete pass to B. Powell	Reversed	B. Powell 13-yard catch to MIN 43
11/24 at HST					(none)		
12/1 at WAS					(none)		
12/8 vs. JAX					(none)		
12/15 vs. CIN	2	10:09	3	13	W. Levis -3-yard rush to CIN 36	Reversed	W. Levis -4-yard rush fumble recovered by CIN
12/22 at IND					(none)		
12/29 at JAX					(none)		

Total challenges by Opponents: 3

Calls reversed: 2

## CHALLENGES BY REVIEW ASSISTANT

Game	Qtr	Time	Dwn	Dist	Play	Review Result	Explanation
9/8 at CHI	2	1:04	1	10	C. Williams 4-yard pass to C. Kmet to TEN 6	Upheld	C. Kmet secured the catch
9/15 vs. NYJ					(none)		
9/22 vs. GB					(none)		
9/30 at MIA	2	1:09	3	6	M. Rudolph 3-yard pass to C. Okonkwo to MIA 44	Reversed	M. Rudolph incomplete pass
9/30 at MIA	2	1:05	4	6	R. Stonehouse 21-yard punt recovered by TEN at MIA 26	Reversed	R. Stonehouse 21-yard punt downed by M. Brown
10/13 vs. IND					(none)		
10/20 at BUF	4	9:32	3	3	J. Allen 12-yard touchdown pass to K. Coleman	Reversed	J. Allen incomplete pass to K. Coleman
10/27 at DET	2	12:02	3	7	J. Goff 9-yard touchdown pass to S. LaPorta	Reversed	J. Goff 8-yard pass to S. LaPorta to TEN 1
11/3 vs. NE					(none)		
11/10 at LAC	2	:25	2	10	J. Herbert fumbles; McCreary 20-yard return for TD	Reversed	J. Herbert incomplete pass to H. Hurst
11/17 vs. MIN	4	5:37	3	9	S. Darnold fumble recovered by K. Murray Jr.	Reversed	S. Darnold down by contact at TEN 42; no fumble
11/24 at HST					(none)		
12/1 at WAS	2	11:02	3	3	J. Daniels 3-yard touchdown pass to T. McLaurin	Upheld	T. McLaurin broke the plane for the touchdown
12/8 vs. JAX					(none)		
12/15 vs. CIN	1	4:04	1	2	T. Spears 2-yard touchdown run	Reversed	T. Spears 1-yard run to CIN 1
12/15 vs. CIN	3	3:16	1	10	J. Battle 61-yard fumble return touchdown	Reversed	J. Battle 60-yard fumble return fumble; touchback
12/22 at IND	3	7:06	2	4	A. Richardson 4-yard touchdown run	Reversed	A. Richardson 3-yard run to TEN 1
12/29 at JAX					(none)		

Total reviews by Assistant: 11

Calls reversed: 9





**TENNESSEE TITANS**

**LAST WEEK'S  
PLAY-BY-PLAY**



# National Football League Game Summary

NFL Copyright © 2024 by The National Football League. All rights reserved. This summary and play-by-play is for the express purpose of assisting media in their coverage of the game; any other use of this material is prohibited without the written permission of the National Football League.

Date: Sunday, 12/29/2024

## Tennessee Titans at Jacksonville Jaguars

Start Time: 1:02 PM EST

at EverBank Stadium, Jacksonville, FL

### Game Day Weather

Open Stadium on Natural Grass

Temp: 72° F (22.2° C) Humidity: 83%, Wind: SSW 16 mph

Outdoor Weather: Rain

### Officials

Referee: Smith, Shawn (14) Umpire: Moore, Alex (49) Down Judge: Bilbo, Jay (84)  
Line Judge: DeLorenzo, Robin (134) Field Judge: Prioleau, Dyrol (109) Side Judge: Cheek, Boris (41)  
Back Judge: Paganelli, Dino (105) Replay Official: Wimmer, Mike (0)

### Lineups

Tennessee Titans			Jacksonville Jaguars				
Offense		Defense	Offense		Defense		
WR	0 C.Ridley	OLB	49 A.Key	RB	1 T.Etienne	DE	41 J.Hines-Allen
TE	85 C.Okonkwo	DT	98 J.Simmons	WR	11 P.Washington	DT	52 D.Hamilton
LT	55 J.Latham	NT	93 T.Sweat	TE	85 B.Strange	DT	94 M.Smith
LG	77 P.Skoronski	DE	69 S.Joseph	LT	70 C.Van Lanen	DE	44 T.Walker
C	62 C.Levin	OLB	58 H.Landry	LG	76 E.Cleveland	WILL	33 D.Lloyd
RG	60 D.Brunskill	LB	57 L.Gifford	C	65 M.Morse	LB	23 F.Oluokun
RT	71 J.Duncan	LB	17 J.Baker	RG	68 B.Scherff	LB	48 C.Muma
TE	88 D.Martin-Robinson	CB	29 J.Brownlee	RT	77 A.Harrison	CB	3 T.Campbell
WR	15 N.Westbrook-Ikhine	CB	39 D.Baker	WR	7 B.Thomas	CB	30 M.Brown
QB	11 M.Rudolph	CB	21 R.McCreary	WR	87 J.Reynolds	S	5 A.Cisco
RB	2 T.Spears	S	35 D.Worley	QB	10 M.Jones	S	42 A.Wingard

### Substitutions

P 4 R.Stonehouse, K 7 M.Wright, WR 12 M.Kinsey, CB 13 C.Awuzie, CB 26 J.Hardee, DB 30 K.Brooks, S 33 G.Owens, RB 36 J.Chestnut, LB 42 R.McMillan, S 44 M.Brown, LS 46 M.Cox, LB 51 C.Gray, LB 52 J.Williams, OL 61 J.Ojukwu, G 64 A.Hambright, T 67 C.Brewer, WR 80 B.Oliver, TE 81 J.Whyte, WR 83 T.Boyd, TE 84 N.Vannett, DL 91 K.Coburn, OLB 92 J.Harrell, DL 97 J.Lynch, OLB 99 A.Gaye

### Substitutions

RB 2 D.Johnson, RB 4 T.Bigsby, P 9 L.Cooke, WR 12 D.Duvernay, WR 15 T.Jones, S 20 D.Thomas, CB 22 J.Jones, S 26 A.Johnson, RB 31 K.Robinson, K 39 C.Little, LB 43 J.Giles-Harris, LS 46 R.Matiscik, LB 56 Y.Abdullah, LB 57 C.Johnson, DE 59 M.Cole, OL 62 J.Foster, OL 73 B.Hance, OL 79 L.Fortner, TE 81 J.Deguara, TE 89 L.Farrell, DE 91 A.Armstead, DT 98 J.Jefferson, DT 99 J.Ledbetter

### Did Not Play

QB 8 W.Levis, RB 25 J.Kelley

### Did Not Play

QB 19 C.Beathard, CB 24 D.Prince, CB 25 R.Darby

### Not Active

K 6 N.Folk, WR 19 J.Jackson, RB 20 T.Pollard, S 37 A.Hooker, LB 41 O.Reese, OL 75 D.Radunz, OL 78 N.Petit-Frere

### Not Active

S 6 D.Savage, LB 51 V.Miller, OL 72 W.Little, DT 90 E.Otomewo, DT 93 T.Lacy

### Field Goals (made ( ) & missed)

	M.Wright	(39) (28)	C.Little	(48) (44)					
			1	2	3	4	OT	Total	
VISITOR:	Tennessee Titans		0	3	7	3	0	13	
HOME:	Jacksonville Jaguars		3	10	0	7	0	20	

### Scoring Plays

Team	Qtr	Time	Play Description (Extra Point) (Drive Info)	Visitor	Home
Jaguars	1	10:46	C.Little 48 yd. Field Goal (9-38, 4:14)	0	3
Jaguars	2	8:59	P.Washington 2 yd. pass from M.Jones (C.Little kick) (5-43, 2:45)	0	10
Jaguars	2	2:02	C.Little 44 yd. Field Goal (12-54, 5:16)	0	13
Titans	2	0:00	M.Wright 39 yd. Field Goal (10-50, 2:02)	3	13
Titans	3	6:51	N.Vannett 8 yd. pass from M.Rudolph (M.Wright kick) (13-85, 8:09)	10	13
Jaguars	4	7:05	B.Thomas 11 yd. pass from M.Jones (C.Little kick) (16-74, 9:11)	10	20
Titans	4	2:02	M.Wright 28 yd. Field Goal (12-60, 5:03)	13	20

Paid Attendance: 61,995

Time: 2:46



Tennessee Titans vs Jacksonville Jaguars  
12/29/2024 at EverBank Stadium

# Final Individual Statistics

## Tennessee Titans

RUSHING	ATT	YDS	AVG	LG	TD
T.Spears	20	95	4.8	23	0
M.Rudolph	5	23	4.6	7	0
J.Chestnut	3	17	5.7	9	0
C.Okonkwo	1	17	17.0	17	0
C.Ridley	1	7	7.0	7	0
Total	30	159	5.3	23	0

PASSING	ATT	CMP	YDS	SK/YD	TD	LG	IN	RT
M.Rudolph	31	19	193	3/15	1	24	1	76.4
Total	31	19	193	3/15	1	24	1	76.4

PASS RECEIVING	TAR	REC	YDS	AVG	LG	TD
C.Ridley	6	5	84	16.8	24	0
C.Okonkwo	7	5	42	8.4	18	0
N.Westbrook-Ikhine	6	3	37	12.3	18	0
T.Spears	4	3	8	2.7	6	0
T.Boyd	4	2	14	7.0	7	0
N.Vannett	1	1	8	8.0	8	1
J.Chestnut	1	0	0	0.0	0	0
J.Whyle	1	0	0	0.0	0	0
Total	30	19	193	10.2	24	1

INTERCEPTIONS	NO	YDS	AVG	LG	TD
Total	0	0	0	0	0

PUNTING	NO	YDS	AVG	NET	TB	IN20	LG
R.Stonehouse	3	149	49.7	40.0	1	1	61
Total	3	149	49.7	40.0	1	1	61

PUNT RETURNS	NO	YDS	AVG	FC	LG	TD
M.Kinsey	1	9	9.0	0	9	0
[OUT OF BOUNDS]	2	0	0.0	0	0	0
Total	1	9	9.0	0	9	0

KICKOFF RETURNS	NO	YDS	AVG	FC	LG	TD
J.Chestnut	3	67	22.3	0	24	0
[TOUCHBACK]	2	0	0.0	0	0	0
Total	3	67	22.3	0	24	0

## Jacksonville Jaguars

RUSHING	ATT	YDS	AVG	LG	TD
T.Etienne	15	49	3.3	15	0
T.Bigsby	11	33	3.0	7	0
M.Jones	6	22	3.7	9	0
B.Thomas	1	18	18.0	18	0
Total	33	122	3.7	18	0

PASSING	ATT	CMP	YDS	SK/YD	TD	LG	IN	RT
M.Jones	22	15	174	2/1	2	31	0	122.2
Total	22	15	174	2/1	2	31	0	122.2

PASS RECEIVING	TAR	REC	YDS	AVG	LG	TD
B.Thomas	10	7	91	13.0	31	1
P.Washington	3	3	31	10.3	24	1
D.Johnson	2	2	11	5.5	8	0
T.Etienne	2	1	26	26.0	26	0
T.Jones	1	1	11	11.0	11	0
D.Duvernay	1	1	4	4.0	4	0
B.Strange	1	0	0	0.0	0	0
T.Bigsby	1	0	0	0.0	0	0
Total	21	15	174	11.6	31	2

INTERCEPTIONS	NO	YDS	AVG	LG	TD
D.Lloyd	1	3	3.0	3	0
Total	1	3	3.0	3	0

PUNTING	NO	YDS	AVG	NET	TB	IN20	LG
L.Cooke	3	130	43.3	40.3	0	1	48
Total	3	130	43.3	40.3	0	1	48

PUNT RETURNS	NO	YDS	AVG	FC	LG	TD
D.Duvernay	1	9	9.0	0	9	0
[DOWNED]	1	0	0.0	0	0	0
[TOUCHBACK]	1	0	0.0	0	0	0
Total	1	9	9.0	0	9	0

KICKOFF RETURNS	NO	YDS	AVG	FC	LG	TD
D.Duvernay	2	62	31.0	0	32	0
[TOUCHBACK]	1	0	0.0	0	0	0
Total	2	62	31.0	0	32	0

### Tennessee Titans

FUMBLES	FUM	LOST	OWN-REC	YDS	TD	FORCED	OPP-REC	YDS	TD	OUT-BDS
M.Rudolph	1	0	0	0	0	0	0	0	0	0
T.Spears	1	0	0	0	0	0	0	0	0	0
J.Latham	0	0	1	0	0	0	0	0	0	0
C.Ridley	0	0	1	0	0	0	0	0	0	0
Total	2	0	2	0	0	0	0	0	0	0

### Jacksonville Jaguars

FUMBLES	FUM	LOST	OWN-REC	YDS	TD	FORCED	OPP-REC	YDS	TD	OUT-BDS
T.Walker	0	0	0	0	0	1	0	0	0	0
Total	0	0	0	0	0	1	0	0	0	0

# Final Team Statistics

	Visitor Titans	Home Jaguars
<b>TOTAL FIRST DOWNS</b>	23	18
By Rushing	10	9
By Passing	11	9
By Penalty	2	0
<b>THIRD DOWN EFFICIENCY</b>	7-14-50.0%	8-13-61.5%
<b>FOURTH DOWN EFFICIENCY</b>	1-2-50.0%	0-0-0.0%
<b>TOTAL NET YARDS</b>	337	295
Total Offensive Plays (inc. times thrown passing)	64	57
Average gain per offensive play	5.3	5.2
<b>NET YARDS RUSHING</b>	159	122
Total Rushing Plays	30	33
Average gain per rushing play	5.3	3.7
Tackles for a loss-number and yards	3-9	1-1
<b>NET YARDS PASSING</b>	178	173
Times thrown - yards lost attempting to pass	3-15	2-1
Gross yards passing	193	174
<b>PASS ATTEMPTS-COMPLETIONS-HAD INTERCEPTED</b>	31-19-1	22-15-0
Avg gain per pass play (inc.# thrown passing)	5.2	7.2
<b>KICKOFFS Number-In End Zone-Touchbacks</b>	3-2-1	5-3-2
<b>PUNTS Number and Average</b>	3-49.7	3-43.3
Had Blocked	0	0
<b>FGs - PATs Had Blocked</b>	0-0	0-0
<b>Net Punting Average</b>	40.0	40.3
<b>TOTAL RETURN YARDAGE (Not Including Kickoffs)</b>	9	12
No. and Yards Punt Returns	1-9	1-9
No. and Yards Kickoff Returns	3-67	2-62
No. and Yards Interception Returns	0-0	1-3
<b>PENALTIES Number and Yards</b>	5-34	7-50
<b>FUMBLES Number and Lost</b>	2-0	0-0
<b>TOUCHDOWNS</b>	1	2
Rushing	0	0
Passing	1	2
<b>EXTRA POINTS Made-Attempts</b>	1-1	2-2
Kicking Made-Attempts	1-1	2-2
<b>FIELD GOALS Made-Attempts</b>	2-2	2-2
<b>RED ZONE EFFICIENCY</b>	1-2-50%	2-2-100%
<b>GOAL TO GO EFFICIENCY</b>	0-0-0%	1-1-100%
<b>SAFETIES</b>	0	0
<b>FINAL SCORE</b>	13	20
<b>TIME OF POSSESSION</b>	30:40	29:20

Tennessee Titans vs Jacksonville Jaguars  
12/29/2024 at EverBank Stadium

# Ball Possession And Drive Chart

## Tennessee Titans

#	Time Recd	Time Lost	Time Poss	How Ball Obtained	Drive Began	# Play	Yds Gain	Yds Pen	Net Yds	1st Down	Last Scrm	How Given Up
1	10:46	7:42	3:04	Kickoff	TEN 30	4	22	6	28	2	JAX 42	Punt
2	2:07	11:44	5:23	Punt	TEN 7	9	45	-10	35	4	TEN 42	Interception
3	8:59	7:18	1:41	Kickoff	TEN 21	4	23	-5	18	1	TEN 39	Punt
4	2:02	0:00	2:02	Kickoff	TEN 29	10	45	5	50	3	JAX 21	Field Goal
5	15:00	6:51	8:09	Kickoff	TEN 15	13	89	-4	85	5	* JAX 8	Touchdown
6	5:14	1:16	3:58	Punt	TEN 28	6	5	0	5	1	TEN 33	Punt
7	7:05	2:02	5:03	Kickoff	TEN 30	12	65	-5	60	4	* JAX 10	Field Goal
8	1:29	0:09	1:20	Punt	TEN 26	8	43	5	48	3	JAX 26	Downs

(186) Average TEN 23

## Jacksonville Jaguars

#	Time Recd	Time Lost	Time Poss	How Ball Obtained	Drive Began	# Play	Yds Gain	Yds Pen	Net Yds	1st Down	Last Scrm	How Given Up
1	15:00	10:46	4:14	Kickoff	JAX 32	9	38	0	38	3	TEN 30	Field Goal
2	7:42	2:07	5:35	Punt	JAX 4	10	54	-13	41	3	JAX 45	Punt
3	11:44	8:59	2:45	Interception	TEN 43	5	43	0	43	3	* TEN 2	Touchdown
4	7:18	2:02	5:16	Punt	JAX 20	12	54	0	54	3	TEN 26	Field Goal
5	6:51	5:14	1:37	Kickoff	JAX 30	3	10	-6	4	0	JAX 34	Punt
6	1:16	7:05	9:11	Punt	JAX 26	16	89	-15	74	6	* TEN 11	Touchdown
7	2:02	1:29	0:33	Kickoff	JAX 31	3	8	0	8	0	JAX 39	Punt
8	0:09	0:00	0:09	Downs	JAX 26	1	-1	0	-1	0	JAX 26	End of Game

(226) Average JAX 28

### \* inside opponent's 20

Time of Possession by Quarter		1st	2nd	3rd	4th	OT	Total
<b>Visitor</b>	Tennessee Titans	5:11	6:59	12:07	6:23		30:40
<b>Home</b>	Jacksonville Jaguars	9:49	8:01	2:53	8:37		29:20

### Kickoff Drive No.-Start Average

Titans: 5 - TEN 25

Jaguars: 3 - JAX 31











# First Quarter

12/29/2024

## Play By Play

TEN wins the coin toss and elects to defer. JAX elects to Receive, and TEN elects to defend the north goal.

M.Wright kicks 63 yards from TEN 35 to JAX 2. D.Duvernay to JAX 32 for 30 yards (D.Martin-Robinson).

### Jacksonville Jaguars at 15:00, (1st play from scrimmage 14:54)

1-10-JAX 32	(14:54) (Shotgun) M.Jones pass short right to B.Thomas to JAX 43 for 11 yards (R.McCreary).	P1
<u>1-10-JAX 43</u>	(14:24) (Shotgun) T.Etienne up the middle to JAX 44 for 1 yard (T.Sweat; A.Key).	
2-9-JAX 44	(13:50) (Shotgun) M.Jones scrambles left tackle to TEN 49 for 7 yards (J.Baker; J.Brownlee).	
3-2-TEN 49	(13:03) T.Bigsby right guard to TEN 45 for 4 yards (D.Worley).	R2
<u>1-10-TEN 45</u>	(12:29) (Shotgun) M.Jones pass short left to T.Jones to TEN 34 for 11 yards (D.Worley).	P3
<u>1-10-TEN 34</u>	(11:57) T.Etienne right tackle to TEN 32 for 2 yards (A.Key; D.Worley).	
2-8-TEN 32	(11:32) (No Huddle, Shotgun) T.Etienne up the middle to TEN 30 for 2 yards (A.Key).	
3-6-TEN 30	(10:55) (Shotgun) M.Jones pass incomplete short middle to B.Strange (L.Gifford).	
4-6-TEN 30	<b>(10:50) C.Little 48 yard field goal is GOOD, Center-R.Maticcik, Holder-L.Cooke.</b>	

Timeout at 10:46.

**TEN 0 JAX 3, 9 plays, 38 yards, 4:14 drive, 4:14 elapsed**

C.Little kicks 65 yards from JAX 35 to end zone, Touchback to the TEN 30.

### Tennessee Titans at 10:46

1-10-TEN 30	(10:46) (Shotgun) M.Rudolph pass incomplete short middle to C.Okonkwo. <i>PENALTY on JAX-C.Muma, Defensive Pass Interference, 6 yards, enforced at TEN 30 - No Play.</i>	X1
<u>1-10-TEN 36</u>	(10:41) (Shotgun) J.Ojukwu reported in as eligible. T.Spears right end to JAX 41 for 23 yards (A.Cisco).	R2
<u>1-10-JAX 41</u>	(9:59) T.Spears up the middle to JAX 44 for -3 yards (A.Cisco).	
2-13-JAX 44	(9:21) (Shotgun) M.Rudolph pass short middle to T.Spears to JAX 43 for 1 yard (D.Lloyd).	
3-12-JAX 43	(8:41) (Shotgun) M.Rudolph pass short middle to T.Spears to JAX 42 for 1 yard (J.Jones).	
4-11-JAX 42	(7:52) R.Stonehouse punts 38 yards to JAX 4, Center-M.Cox, downed by TEN-J.Hardee.	

Timeout at 07:42.

### Jacksonville Jaguars at 7:42

1-10-JAX 4	(7:42) T.Etienne left guard to JAX 4 for no gain (T.Sweat).	
2-10-JAX 4	(7:04) T.Etienne right tackle to JAX 19 for 15 yards (D.Worley; M.Brown).	R4
<u>1-10-JAX 19</u>	(6:20) (Shotgun) M.Jones pass incomplete short left [J.Simmons]. <i>PENALTY on JAX-M.Jones, Intentional Grounding, 13 yards, enforced at JAX 19.</i>	
2-23-JAX 6	(6:14) (Shotgun) M.Jones pass short left to T.Etienne pushed ob at JAX 32 for 26 yards (M.Brown).	P5
<u>1-10-JAX 32</u>	(5:56) (No Huddle, Shotgun) T.Etienne left tackle to JAX 32 for no gain (H.Landry, T.Sweat).	
2-10-JAX 32	(5:18) (Shotgun) M.Jones pass short right to D.Johnson to JAX 35 for 3 yards (L.Gifford).	
3-7-JAX 35	(4:39) (Shotgun) M.Jones scrambles up the middle to JAX 44 for 9 yards (J.Baker, L.Gifford).	R6
<u>1-10-JAX 44</u>	(4:02) (Shotgun) T.Bigsby right guard to JAX 44 for no gain (H.Landry).	
2-10-JAX 44	(3:21) T.Bigsby up the middle to JAX 46 for 2 yards (L.Gifford).	
3-8-JAX 46	(2:50) (Shotgun) M.Jones sacked at JAX 45 for -1 yards (J.Lynch).	
4-9-JAX 45	(2:15) L.Cooke punts 48 yards to TEN 7, Center-R.Maticcik, out of bounds.	

Timeout at 02:07.

### Tennessee Titans at 2:07

1-10-TEN 7	(2:07) (Shotgun) T.Spears right tackle to TEN 13 for 6 yards (J.Ledbetter; F.Oluokun).	
2-4-TEN 13	(1:26) J.Ojukwu reported in as eligible. T.Spears right tackle to TEN 13 for no gain (F.Oluokun; D.Lloyd).	
3-4-TEN 13	(:48) (Shotgun) M.Rudolph scrambles left end to TEN 19 for 6 yards (M.Brown).	R3

### END OF QUARTER

	Score	Time Poss	First Downs				Efficiencies	
			R	P	X	T	3 Down	4 Down
Tennessee Titans	0	5:11	2	0	1	3	1/2	0/0
Jacksonville Jaguars	3	9:49	3	3	0	6	2/4	0/0

## Second Quarter

12/29/2024

## Play By Play

Tennessee Titans continued.

<u>1-10-TEN 19</u>	(15:00) (Shotgun) M.Rudolph scrambles right end pushed ob at TEN 23 for 4 yards (T.Campbell).	
2-6-TEN 23	(14:21) (Shotgun) M.Rudolph pass short left to T.Boyd pushed ob at TEN 30 for 7 yards (T.Campbell).	P4
<u>1-10-TEN 30</u>	(13:48) (Shotgun) T.Spears left tackle to TEN 41 for 11 yards (A.Wingard).	R5
<u>1-10-TEN 41</u>	(13:04) (Shotgun) T.Spears right guard to JAX 48 for 11 yards (A.Wingard; J.Jones).	R6
<u>1-10-JAX 48</u>	(12:21) (Shotgun) T.Spears left guard to JAX 47 for 1 yard (F.Oluokun).	
	<i>PENALTY on TEN-N.Vannett, Offensive Holding, 10 yards, enforced at JAX 48 - No Play.</i>	
1-20-TEN 42	(11:57) (Shotgun) M.Rudolph pass incomplete short left to T.Boyd [T.Walker].	
2-20-TEN 42	(11:50) (Shotgun) M.Rudolph pass short middle intended for J.Chestnut INTERCEPTED by D.Lloyd (J.Jefferson) at TEN 46. D.Lloyd to TEN 43 for 3 yards (J.Chestnut).	

Timeout at 11:44.

## Jacksonville Jaguars at 11:44

1-10-TEN 43	(11:44) (Shotgun) M.Jones pass short middle to B.Thomas pushed ob at TEN 26 for 17 yards (D.Worley).	P7
<u>1-10-TEN 26</u>	(11:15) (No Huddle, Shotgun) T.Etienne right guard to TEN 21 for 5 yards (J.Simmons, L.Gifford).	
	Timeout #1 by JAX at 10:31.	
2-5-TEN 21	(10:31) B.Thomas right end pushed ob at TEN 3 for 18 yards (L.Gifford; J.Brownlee).	R8
<u>1-3-TEN 3</u>	(9:48) T.Etienne left tackle to TEN 2 for 1 yard (L.Gifford).	
2-2-TEN 2	<b>(9:06) (Shotgun) M.Jones pass short middle to P.Washington for 2 yards, TOUCHDOWN.</b>	P9
	C.Little extra point is GOOD, Center-R.Maticcik, Holder-L.Cooke.	

Timeout at 08:59.

<b>TEN 0 JAX 10, 5 plays, 43 yards, 2:45 drive, 6:01 elapsed</b>
--

C.Little kicks 65 yards from JAX 35 to TEN 0. J.Chestnut to TEN 21 for 21 yards (C.Johnson; J.Giles-Harris).

## Tennessee Titans at 8:59, (1st play from scrimmage 8:52)

1-10-TEN 21	(8:52) C.Okonkwo left end pushed ob at TEN 38 for 17 yards (A.Cisco).	R7
<u>1-10-TEN 38</u>	(8:13) (Shotgun) M.Rudolph pass incomplete short left to N.Westbrook-Ikhine.	
2-10-TEN 38	(8:08) (Shotgun) <i>PENALTY on TEN-C.Levin, False Start, 5 yards, enforced at TEN 38 - No Play.</i>	
2-15-TEN 33	(8:08) (Shotgun) T.Spears left guard to TEN 39 for 6 yards (D.Hamilton; F.Oluokun).	
3-9-TEN 39	(7:31) (Shotgun) M.Rudolph pass incomplete short right to C.Okonkwo [J.Hines-Allen].	
4-9-TEN 39	(7:27) R.Stonehouse punts 61 yards to end zone, Center-M.Cox, Touchback.	

Timeout at 07:18.

## Jacksonville Jaguars at 7:18

1-10-JAX 20	(7:18) T.Bigsby left guard to JAX 22 for 2 yards (A.Key; M.Brown).	
	<b>** Injury Update: TEN-J.Duncan return is Questionable.</b>	
2-8-JAX 22	(6:39) (Shotgun) M.Jones pass short right to B.Thomas to JAX 28 for 6 yards (M.Brown). JAX-B.Scherff was injured during the play.	
3-2-JAX 28	(6:01) (Shotgun) M.Jones pass short left to D.Duvernay pushed ob at JAX 32 for 4 yards (R.McCreary).	P10
<u>1-10-JAX 32</u>	(5:28) T.Bigsby up the middle to JAX 31 for -1 yards (R.McCreary).	
2-11-JAX 31	(4:49) (Shotgun) M.Jones pass deep right to B.Thomas pushed ob at TEN 38 for 31 yards (J.Brownlee).	P11
<u>1-10-TEN 38</u>	(4:24) (No Huddle, Shotgun) T.Etienne up the middle to TEN 35 for 3 yards (H.Landry).	
2-7-TEN 35	(3:44) (Shotgun) M.Jones pass short right to B.Thomas to TEN 29 for 6 yards (J.Brownlee).	
3-1-TEN 29	(3:02) L.Fortner reported in as eligible. M.Jones up the middle to TEN 26 for 3 yards (K.Coburn).	R12
<u>1-10-TEN 26</u>	(2:21) (Shotgun) M.Jones pass incomplete short left to B.Thomas.	
2-10-TEN 26	(2:17) (Shotgun) M.Jones pass incomplete short right to T.Bigsby (J.Baker).	
3-10-TEN 26	(2:11) (Shotgun) M.Jones pass incomplete deep right to B.Thomas.	
4-10-TEN 26	<b>(2:06) C.Little 44 yard field goal is GOOD, Center-R.Maticcik, Holder-L.Cooke.</b>	

<b>TEN 0 JAX 13, 12 plays, 54 yards, 5:16 drive, 12:58 elapsed</b>
--

C.Little kicks 58 yards from JAX 35 to TEN 7. J.Chestnut to TEN 29 for 22 yards (D.Thomas).

Two-Minute Warning

## Tennessee Titans at 2:02, (1st play from scrimmage 1:56)

	<b>** Injury Update: JAX-B.Scherff return is Questionable.</b>	
1-10-TEN 29	(1:56) (Shotgun) M.Rudolph pass deep left to N.Westbrook-Ikhine ran ob at TEN 47 for 18 yards.	P8
<u>1-10-TEN 47</u>	(1:50) (Shotgun) T.Spears right guard to TEN 47 for no gain (J.Ledbetter; T.Walker).	

**Tennessee Titans vs Jacksonville Jaguars at EverBank Stadium**

- 2-10-TEN 47 (1:28) (No Huddle, Shotgun) M.Rudolph pass incomplete short middle to T.Spears.
- 3-10-TEN 47 (1:24) (Shotgun) M.Rudolph scrambles left end to JAX 46 for 7 yards (J.Jones).  
Timeout #2 by JAX at 01:14.
- 4-3-JAX 46 (1:14) (Shotgun) M.Rudolph pass short right to C.Ridley to JAX 37 for 9 yards (M.Brown). P9
- 1-10-JAX 37 (:52) (No Huddle, Shotgun) M.Rudolph pass incomplete short left to N.Westbrook-Ikhine (T.Campbell).  
*PENALTY on JAX, Defensive Too Many Men on Field, 5 yards, enforced at JAX 37 - No Play.*
- 1-5-JAX 32 (:48) (Shotgun) T.Spears right guard to JAX 27 for 5 yards (J.Hines-Allen; A.Armstead). R10  
Timeout #1 by TEN at 00:41.
- 1-10-JAX 27 (:41) (Shotgun) M.Rudolph sacked at JAX 32 for -5 yards (T.Walker). FUMBLES (T.Walker) [T.Walker], recovered by TEN-J.Latham at JAX 32.  
Timeout #2 by TEN at 00:32.
- 2-15-JAX 32 (:32) (Shotgun) T.Spears up the middle to JAX 27 for 5 yards (A.Cisco).
- 3-10-JAX 27 (:12) (No Huddle, Shotgun) M.Rudolph pass short middle to T.Spears to JAX 21 for 6 yards (A.Johnson).  
Timeout #3 by TEN at 00:03.  
Timeout #3 by JAX at 00:03.
- 4-4-JAX 21 (:03) **M.Wright 39 yard field goal is GOOD, Center-M.Cox, Holder-R.Stonehouse.**

**TEN 3 JAX 13, 10 plays, 50 yards, 1 penalty, 2:02 drive, 15:00 elapsed**

END OF QUARTER	Time		First Downs				Efficiencies	
	Score	Poss	R	P	X	T	3 Down	4 Down
Tennessee Titans	3	6:59	4	3	0	7	0/3	1/1
Jacksonville Jaguars	13	8:01	2	4	0	6	2/3	0/0



## Third Quarter

12/29/2024

## Play By Play

TEN elects to Receive, and JAX elects to defend the South goal.

C.Little kicks 64 yards from JAX 35 to TEN 1. J.Chestnut to TEN 34 for 33 yards (A.Johnson).

*PENALTY on TEN-C.Gray, Offensive Holding, 10 yards, enforced at TEN 25.*

## Tennessee Titans at 15:00, (1st play from scrimmage 14:54)

1-10-TEN 15	(14:54) (Shotgun) T.Spears up the middle to TEN 23 for 8 yards (A.Cisco; M.Smith).	
2-2-TEN 23	(14:18) (Shotgun) T.Spears left tackle to TEN 23 for no gain (F.Oluokun; J.Hines-Allen).	
3-2-TEN 23	(13:34) M.Rudolph pass short left to C.Okonkwo to TEN 41 for 18 yards (A.Cisco; F.Oluokun).	P11
<u>1-10-TEN 41</u>	(12:52) (Shotgun) T.Spears right guard to JAX 47 for 12 yards (T.Campbell).	R12
<u>1-10-JAX 47</u>	(12:11) (Shotgun) T.Spears FUMBLES (Aborted) at TEN 46, recovered by TEN-C.Ridley at TEN 42. C.Ridley pushed ob at JAX 40 for 18 yards (A.Cisco).	
2-3-JAX 40	(11:29) (Shotgun) Direct snap to T.Spears. T.Spears right end to JAX 31 for 9 yards (D.Lloyd).	
	<i>PENALTY on TEN-M.Rudolph, Offensive Offside, 4 yards, enforced at JAX 40 - No Play.</i>	
2-7-JAX 44	(11:07) (Shotgun) T.Spears up the middle to JAX 45 for -1 yards (F.Oluokun).	
3-8-JAX 45	(10:25) (Shotgun) M.Rudolph pass deep middle to C.Ridley to JAX 26 for 19 yards (M.Brown).	P13
<u>1-10-JAX 26</u>	(9:46) T.Spears left end to JAX 18 for 8 yards (A.Cisco).	
2-2-JAX 18	(8:58) (Shotgun) M.Rudolph pass incomplete deep right to C.Ridley (M.Brown).	
3-2-JAX 18	(8:53) (Shotgun) T.Spears left guard to JAX 16 for 2 yards (A.Armstead; F.Oluokun).	R14
<u>1-10-JAX 16</u>	(8:08) (Shotgun) T.Spears up the middle to JAX 15 for 1 yard (F.Oluokun; J.Hines-Allen).	
2-9-JAX 15	(7:35) (Shotgun) M.Rudolph pass short right to C.Okonkwo ran ob at JAX 8 for 7 yards.	
3-2-JAX 8	<b>(6:57) M.Rudolph pass short left to N.Vannett for 8 yards, TOUCHDOWN.</b>	P15
	M.Wright extra point is GOOD, Center-M.Cox, Holder-R.Stonehouse.	

Timeout at 06:51.

TEN 10 JAX 13, 13 plays, 85 yards, 8:09 drive, 8:09 elapsed

M.Wright kicks 65 yards from TEN 35 to end zone, Touchback to the JAX 30.

## Jacksonville Jaguars at 6:51

1-10-JAX 30	(6:51) (Shotgun) T.Etienne left guard to JAX 32 for 2 yards (J.Baker; S.Joseph). ** Injury Update: JAX-B.Scherff has returned to the game.	
2-8-JAX 32	(6:03) (Shotgun) M.Jones pass incomplete short left to B.Thomas (C.Awuzie).	
3-8-JAX 32	(5:59) (Shotgun) <i>PENALTY on JAX-C.Van Lanen, False Start, 6 yards, enforced at JAX 32 - No Play.</i>	
3-14-JAX 26	(5:59) (Shotgun) M.Jones pass short right to D.Johnson to JAX 34 for 8 yards (L.Gifford).	
4-6-JAX 34	(5:22) L.Cooke punts 38 yards to TEN 28, Center-R.Matscick, out of bounds.	

Timeout at 05:14.

## Tennessee Titans at 5:14

1-10-TEN 28	(5:14) (Shotgun) T.Spears left guard to TEN 31 for 3 yards (D.Lloyd; M.Cole).	
2-7-TEN 31	(4:40) (Shotgun) T.Spears left end to TEN 34 for 3 yards (F.Oluokun).	
3-4-TEN 34	(4:01) (Shotgun) M.Rudolph pass short left to C.Okonkwo to TEN 39 for 5 yards (A.Johnson).	P16
<u>1-10-TEN 39</u>	(3:23) (Shotgun) T.Spears left end to TEN 34 for -5 yards (J.Hines-Allen). TEN-T.Spears was injured during the play.	
2-15-TEN 34	(2:51) (Shotgun) M.Rudolph sacked at TEN 27 for -7 yards (J.Hines-Allen).	
3-22-TEN 27	(2:09) (Shotgun) M.Rudolph pass short middle to C.Okonkwo to TEN 33 for 6 yards (J.Hines-Allen, A.Armstead).	
4-16-TEN 33	(1:26) R.Stonehouse punts 50 yards to JAX 17, Center-M.Cox. D.Duvernay pushed ob at JAX 26 for 9 yards (C.Okonkwo).	

Timeout at 01:16.

## Jacksonville Jaguars at 1:16

1-10-JAX 26	(1:16) T.Etienne right guard to JAX 34 for 8 yards (M.Brown).	
	** Injury Update: TEN-T.Spears return is Questionable.	
2-2-JAX 34	(:41) (Shotgun) T.Etienne right guard to JAX 36 for 2 yards (A.Key; J.Simmons).	R13
<u>1-10-JAX 36</u>	(:12) (No Huddle, Shotgun) <i>PENALTY on JAX-M.Jones, False Start, 5 yards, enforced at JAX 36 - No Play.</i>	

## END OF QUARTER

	Score	Time Poss	First Downs				Efficiencies	
			R	P	X	T	3 Down	4 Down
Tennessee Titans	10	12:07	2	4	0	6	5/6	0/0
Jacksonville Jaguars	13	2:53	1	0	0	1	0/1	0/0

## Fourth Quarter

12/29/2024

## Play By Play

Jacksonville Jaguars continued.

1-15-JAX 31	(15:00) (Shotgun) T.Etienne left end to JAX 42 for 11 yards (L.Gifford). <i>PENALTY on JAX-J.Deguara, Offensive Holding, 10 yards, enforced at JAX 31 - No Play.</i>	
1-25-JAX 21	(14:43) (Shotgun) M.Jones pass short right to B.Thomas to JAX 30 for 9 yards (C.Awuzie; J.Baker).	
2-16-JAX 30	(14:06) (Shotgun) M.Jones pass deep middle to P.Washington to TEN 46 for 24 yards (D.Worley; M.Brown).	P14
<u>1-10-TEN 46</u>	(13:36) (No Huddle, Shotgun) T.Bigsby right tackle to TEN 39 for 7 yards (C.Awuzie).	
2-3-TEN 39	(13:12) (No Huddle, Shotgun) T.Bigsby left guard to TEN 37 for 2 yards (D.Worley).	
3-1-TEN 37	(12:33) M.Jones up the middle to TEN 35 for 2 yards (L.Gifford).	R15
<u>1-10-TEN 35</u>	(12:00) T.Bigsby right tackle to TEN 29 for 6 yards (M.Brown).	
2-4-TEN 29	(11:35) (No Huddle, Shotgun) T.Bigsby up the middle to TEN 26 for 3 yards (J.Baker).	
3-1-TEN 26	(11:01) M.Jones left guard to TEN 24 for 2 yards (K.Coburn).	R16
<u>1-10-TEN 24</u>	(10:25) (Shotgun) T.Bigsby left end to TEN 20 for 4 yards (J.Brownlee).	
2-6-TEN 20	(9:49) M.Jones pass short left to P.Washington to TEN 15 for 5 yards (R.McCreary).	
3-1-TEN 15	(8:36) B.Hance reported in as eligible. T.Bigsby up the middle to TEN 11 for 4 yards (J.Simmons; J.Brownlee).	R17
<u>1-10-TEN 11</u>	(7:58) M.Jones sacked at TEN 11 for 0 yards (J.Baker).	
2-10-TEN 11	(7:15) (Shotgun) M.Jones pass incomplete short right to T.Etienne.	
3-10-TEN 11	<b>(7:11) (Shotgun) M.Jones pass short left to B.Thomas for 11 yards, TOUCHDOWN.</b> C.Little extra point is GOOD, Center-R.Maticcik, Holder-L.Cooke.	P18

Timeout at 07:05.

TEN 10 JAX 20, 16 plays, 74 yards, 9:11 drive, 7:55 elapsed

C.Little kicks 65 yards from JAX 35 to end zone, Touchback to the TEN 30.

## Tennessee Titans at 7:05

1-10-TEN 30	(7:05) (Shotgun) M.Rudolph pass short right to C.Ridley to TEN 42 for 12 yards (M.Brown).	P17
<u>1-10-TEN 42</u>	(6:31) (Shotgun) M.Rudolph pass short middle to N.Westbrook-Ikhine to TEN 49 for 7 yards (T.Campbell).	
2-3-TEN 49	(6:03) (No Huddle, Shotgun) J.Chestnut left tackle to JAX 49 for 2 yards (D.Lloyd).	
3-1-JAX 49	(5:41) (No Huddle) M.Rudolph up the middle to JAX 48 for 1 yard (F.Oluokun).	R18
<u>1-10-JAX 48</u>	(5:09) (No Huddle, Shotgun) M.Rudolph pass short right to C.Okonkwo to JAX 42 for 6 yards (F.Oluokun; M.Brown).	
2-4-JAX 42	(4:52) (No Huddle, Shotgun) M.Rudolph pass deep middle to C.Ridley to JAX 22 for 20 yards (T.Campbell).	P19
<u>1-10-JAX 22</u>	(4:20) (No Huddle, Shotgun) J.Chestnut up the middle to JAX 16 for 6 yards (D.Lloyd).	
2-4-JAX 16	(3:52) (No Huddle, Shotgun) M.Rudolph scrambles left tackle to JAX 11 for 5 yards (D.Lloyd).	R20
<u>1-10-JAX 11</u>	(3:18) (No Huddle, Shotgun) M.Rudolph pass incomplete short right.	
2-10-JAX 11	(3:13) (Shotgun) M.Rudolph sacked at JAX 14 for -3 yards (M.Smith).	
3-13-JAX 14	<i>(2:34) (Shotgun) PENALTY on TEN-J.Latham, False Start, 5 yards, enforced at JAX 14 - No Play.</i>	
3-18-JAX 19	(2:34) (Shotgun) J.Chestnut right end to JAX 10 for 9 yards (J.Jones).	
4-9-JAX 10	<b>(2:05) M.Wright 28 yard field goal is GOOD, Center-M.Cox, Holder-R.Stonehouse.</b>	

Timeout at 02:02.

TEN 13 JAX 20, 12 plays, 60 yards, 5:03 drive, 12:58 elapsed

M.Wright kicks 66 yards from TEN 35 to JAX -1. D.Duvernay pushed ob at JAX 31 for 32 yards (M.Brown).

Two-Minute Warning

## Jacksonville Jaguars at 2:02, (1st play from scrimmage 1:55)

1-10-JAX 31	(1:55) T.Etienne up the middle to JAX 34 for 3 yards (J.Simmons). Timeout #1 by TEN at 01:51.	
2-7-JAX 34	(1:51) T.Etienne right tackle to JAX 37 for 3 yards (C.Awuzie). Timeout #2 by TEN at 01:47.	
3-4-JAX 37	(1:47) T.Etienne left tackle to JAX 39 for 2 yards (J.Simmons). Timeout #3 by TEN at 01:42.	
4-2-JAX 39	(1:42) L.Cooke punts 44 yards to TEN 17, Center-R.Maticcik. M.Kinsey to TEN 26 for 9 yards (J.Deguara).	

## Tennessee Titans at 1:29

1-10-TEN 26	(1:29) (Shotgun) M.Rudolph pass short middle to N.Westbrook-Ikhine to TEN 38 for 12 yards (A.Wingard; M.Brown).	P21
<u>1-10-TEN 38</u>	(1:11) (No Huddle, Shotgun) M.Rudolph pass deep middle to C.Ridley to JAX 38 for 24 yards (M.Brown).	P22

**Tennessee Titans vs Jacksonville Jaguars at EverBank Stadium**

1-10-JAX 38 (:50) (No Huddle, Shotgun) M.Rudolph pass short left to T.Boyd pushed ob at JAX 31 for 7 yards (J.Jones).

2-3-JAX 31 (:43) (Shotgun) M.Rudolph pass incomplete deep left to C.Okonkwo.

3-3-JAX 31 (:37) (Shotgun) M.Rudolph pass incomplete deep left to C.Okonkwo.

*PENALTY on JAX-J.Hines-Allen, Defensive Offside, 5 yards, enforced at JAX 31 - No Play.*

X23

1-10-JAX 26 (:31) (Shotgun) M.Rudolph pass incomplete short middle to T.Boyd (F.Oluokun).

2-10-JAX 26 (:24) (Shotgun) M.Rudolph pass incomplete short right to N.Westbrook-Ikhine (A.Armstead).

3-10-JAX 26 (:20) (Shotgun) M.Rudolph pass incomplete deep middle to J.Whyle.

Timeout #1 by JAX at 00:14.

4-10-JAX 26 (:14) (Shotgun) M.Rudolph pass incomplete deep middle to N.Westbrook-Ikhine (A.Johnson).

**Jacksonville Jaguars at 0:09**

1-10-JAX 26 (:09) M.Jones kneels to JAX 25 for -1 yards.

**END OF QUARTER**

	Score	Time Poss	First Downs				Efficiencies	
			R	P	X	T	3 Down	4 Down
Tennessee Titans	13	6:23	2	4	1	7	1/3	0/1
Jacksonville Jaguars	20	8:37	3	2	0	5	4/5	0/0



# Miscellaneous Statistics Report

Tennessee Titans vs Jacksonville Jaguars  
12/29/2024 at EverBank Stadium

## Ten Longest Plays for Tennessee Titans

Yards	Qtr	Play Start	Play Description
24	4	1-10-TEN 38	(1:11) (No Huddle, Shotgun) M.Rudolph pass deep middle to C.Ridley to JAX 38 for 24 yards (M.Brown).
23	1	1-10-TEN 36	(10:41) (Shotgun) J.Ojukwu reported in as eligible. T.Spears right end to JAX 41 for 23 yards (A.Cisco).
20	4	2-4-JAX 42	(4:52) (No Huddle, Shotgun) M.Rudolph pass deep middle to C.Ridley to JAX 22 for 20 yards (T.Campbell).
19	3	3-8-JAX 45	(10:25) (Shotgun) M.Rudolph pass deep middle to C.Ridley to JAX 26 for 19 yards (M.Brown).
18	2	1-10-TEN 29	(1:56) (Shotgun) M.Rudolph pass deep left to N.Westbrook-Ikhine ran ob at TEN 47 for 18 yards.
18	3	3-2-TEN 23	(13:34) M.Rudolph pass short left to C.Okonkwo to TEN 41 for 18 yards (A.Cisco; F.Oluokun).
17	2	1-10-TEN 21	(8:52) C.Okonkwo left end pushed ob at TEN 38 for 17 yards (A.Cisco).
12	3	1-10-TEN 41	(12:52) (Shotgun) T.Spears right guard to JAX 47 for 12 yards (T.Campbell).
12	4	1-10-TEN 30	(7:05) (Shotgun) M.Rudolph pass short right to C.Ridley to TEN 42 for 12 yards (M.Brown).
12	4	1-10-TEN 26	(1:29) (Shotgun) M.Rudolph pass short middle to N.Westbrook-Ikhine to TEN 38 for 12 yards (A.Wingard; M.Brown).

## Ten Longest Plays for Jacksonville Jaguars

Yards	Qtr	Play Start	Play Description
31	2	2-11-JAX 31	(4:49) (Shotgun) M.Jones pass deep right to B.Thomas pushed ob at TEN 38 for 31 yards (J.Brownlee).
26	1	2-23-JAX 6	(6:14) (Shotgun) M.Jones pass short left to T.Etienne pushed ob at JAX 32 for 26 yards (M.Brown).
24	4	2-16-JAX 30	(14:06) (Shotgun) M.Jones pass deep middle to P.Washington to TEN 46 for 24 yards (D.Worley; M.Brown).
18	2	2-5-TEN 21	(10:31) B.Thomas right end pushed ob at TEN 3 for 18 yards (L.Gifford; J.Brownlee).
17	2	1-10-TEN 43	(11:44) (Shotgun) M.Jones pass short middle to B.Thomas pushed ob at TEN 26 for 17 yards (D.Worley).
15	1	2-10-JAX 4	(7:04) T.Etienne right tackle to JAX 19 for 15 yards (D.Worley; M.Brown).
11	1	1-10-JAX 32	(14:54) (Shotgun) M.Jones pass short right to B.Thomas to JAX 43 for 11 yards (R.McCreary).
11	1	1-10-TEN 45	(12:29) (Shotgun) M.Jones pass short left to T.Jones to TEN 34 for 11 yards (D.Worley).
11	4	3-10-TEN 11	(7:11) (Shotgun) M.Jones pass short left to B.Thomas for 11 yards, TOUCHDOWN.
9	1	3-7-JAX 35	(4:39) (Shotgun) M.Jones scrambles up the middle to JAX 44 for 9 yards (J.Baker, L.Gifford).

## Touchdown Scoring Information

		Offense	Defense	Special Teams
<b>VISITOR</b>	Tennessee Titans	1	0	0
<b>HOME</b>	Jacksonville Jaguars	2	0	0

## Player Scoring Information

Club	Player	TD	Rush TD	Rec TD	KO TD	Punt TD	Int TD	Fum TD	Misc TD	FG	XP	2Pt Rush	2Pt Rec	Sfty	Points
TEN	M.Wright	0	0	0	0	0	0	0	0	2	1	0	0	0	7
TEN	N.Vannett	0	0	1	0	0	0	0	0	0	0	0	0	0	6
JAX	C.Little	0	0	0	0	0	0	0	0	2	2	0	0	0	8
JAX	B.Thomas	0	0	1	0	0	0	0	0	0	0	0	0	0	6
JAX	P.Washington	0	0	1	0	0	0	0	0	0	0	0	0	0	6

## Possession Detail

	First Half		Second Half		Game	
	Visitor	Home	Visitor	Home	Visitor	Home
Largest Lead	0	13	0	10	0	13
Drives Leading	0	3	0	4	0	7
Time of Possession Leading	0:00	13:36	0:00	11:30	0:00	25:06
Largest Deficit	-13	0	-10	0	-13	0
Drives Trailing	4	0	4	0	8	0
Time of Possession Trailing	12:10	0:00	18:30	0:00	30:40	0:00
Times Score Tied Up		0		0		0
Lead Changes		1		0		1

# Playtime Percentage

Percent of playtime per player on offense, defense and special teams (Unofficial)

## Tennessee Titans

## Jacksonville Jaguars

		Offense	Defense	Special Teams				Offense	Defense	Special Teams	
C.Levin	C	69	100%	3	14%	A.Harrison	T	58	100%	4	19%
D.Brunskill	C	69	100%	3	14%	C.Van Lanen	T	58	100%	4	19%
J.Latham	T	69	100%	3	14%	M.Jones	QB	58	100%		
P.Skoronski	G	69	100%	3	14%	M.Morse	C	58	100%		
N.Westbrook-Ikhine	WR	69	100%			E.Cleveland	G	56	97%	4	19%
M.Rudolph	QB	69	100%			B.Thomas	WR	49	84%		
C.Ridley	WR	64	93%			P.Washington	WR	48	83%		
J.Ojukwu	T	56	81%	3	14%	B.Scherff	G	46	79%		
T.Boyd	WR	52	75%			B.Strange	TE	42	72%	10	48%
C.Okonkwo	TE	51	74%	8	38%	L.Farrell	TE	29	50%	5	24%
T.Spears	RB	45	65%			J.Reynolds	WR	28	48%		
J.Chestnut	RB	25	36%	10	48%	T.Etienne	RB	28	48%		
J.Duncan	T	15	22%			T.Bigsby	RB	23	40%	3	14%
N.Vannett	TE	13	19%	8	38%	B.Hance	G	16	28%	4	19%
J.Whyle	TE	8	12%	8	38%	T.Jones	WR	12	21%	14	67%
M.Kinsey	WR	6	9%	8	38%	J.Deguara	TE	11	19%	15	71%
D.Martin-Robinson	TE	5	7%	11	52%	D.Duvernay	WR	9	16%	6	29%
B.Oliver	WR	5	7%	3	14%	D.Johnson	RB	7	12%		
L.Gifford	LB		58 100%	11	52%	K.Robinson	RB	1	2%	6	29%
J.Brownlee	CB		58 100%			L.Fortner	C	1	2%	4	19%
M.Brown	FS		56 97%	16	76%	M.Brown	CB		69 100%	8	38%
D.Worley	FS		56 97%	3	14%	A.Cisco	SS		69 100%	8	38%
J.Simmons	DT		55 95%	4	19%	A.Wingard	FS		69 100%	6	29%
H.Landry	LB		55 95%			F.Oluokun	LB		69 100%	3	14%
J.Baker	LB		55 95%			T.Campbell	CB		69 100%		
A.Key	LB		42 72%	4	19%	J.Jones	CB		62 90%		
R.McCreary	CB		42 72%	4	19%	J.Hines-Allen	DE		53 77%	3	14%
T.Sweat	NT		41 71%	3	14%	T.Walker	DE		53 77%	3	14%
C.Awuzie	CB		35 60%	2	10%	D.Lloyd	LB		48 70%	3	14%
D.Baker	CB		25 43%	7	33%	M.Smith	DT		46 67%		
S.Joseph	DT		25 43%	4	19%	A.Armstead	DE		40 58%		
A.Gaye	DE		16 28%			D.Hamilton	DT		29 42%	3	14%
K.Coburn	NT		9 16%	1	5%	J.Ledbetter	DT		26 38%	3	14%
J.Lynch	NT		5 9%	1	5%	A.Johnson	FS		21 30%	14	67%
J.Harrell	LB		3 5%	7	33%	J.Jefferson	DT		16 23%		
J.Williams	LB		1 2%	18	86%	M.Cole	DE		13 19%		
G.Owens	FS		1 2%	2	10%	C.Muma	LB		6 9%	17	81%
C.Gray	LB			18	86%	Y.Abdullah	LB		1 1%	14	67%
J.Hardee	CB			18	86%	C.Johnson	LB			15	71%
K.Brooks	FS			11	52%	D.Thomas	SS			14	67%
M.Cox	LS			6	29%	J.Giles-Harris	LB			11	52%
M.Wright	K			6	29%	C.Little	K			9	43%
R.Stonehouse	P			6	29%	L.Cooke	P			7	33%
A.Hambright	G			3	14%	R.Maticcik	LS			7	33%
C.Brewer	T			3	14%						







**TENNESSEE TITANS**

**LAST WEEK'S  
GAME CLIPS**



## **GAME RECAP: TITANS LOSE 20-13 TO JAGUARS, DROP TO 3-13**

**BY JIM WYATT  
TENNESSEETITANS.COM  
DECEMBER 29, 2024**

JACKSONVILLE, Fla. – When it rains it pours.

The Titans lost to the Jaguars 20-13 here at EverBank Stadium on Sunday.

The loss extended the team's losing streak to five games, and the Titans are now 3-13 with one game left in the season.

"They all feel terrible, to be honest," Coach Brian Callahan said after the game. "It sucks, it's terrible. There is no joy in this process, there is no fun in this. I feel it every day when I walk into work. Nothing is enjoyable about this.

"But our job is to try and fix it and do whatever we can to fix whatever problems we have to fix, to add any players we have to add, and to make sure we have a better football team moving forward."

After a deluge in pregame, rain stuck around for a chunk of Sunday's game before subsiding.

But the Titans never could get their tracking in a sloppy game.

Titans quarterback Mason Rudolph threw for 193 yards with a touchdown and an interception.

Running back Tyjae Spears, who got extended playing time with the absence of Tony Pollard, ran for 95 yards before leaving the game with a concussion.

The Titans outgained the Jaguars 337 to 295 yards, and they had 23 first downs to 18 for Jacksonville.

But it wasn't enough.

"We just have to execute better," Rudolph said, "and score more points."

"Losing is never fun, but there's lessons to be learned," Rudolph continued. "And generally, they end up hardening you as a player and teaching you lessons. Experience is the best teacher."

The Titans fell behind 13-0 in the contest, and they couldn't catch up.

The Jaguars took a 3-0 lead on their opening possession on a 48-yard field goal by kicker Cam Little.

The Jaguars extended the lead to 10-0 on a two-yard touchdown pass from quarterback Mac Jones to receiver Parker Washington with 8:59 left in the second quarter.

Meanwhile, the Titans played sloppy. A tipped pass thrown by Rudolph went off the hands of running back Julius Chestnut, and it was intercepted by the Jaguars, who cashed it in for a touchdown.

A 44-yard field goal by Little made it 13-0 Jaguars with 2:02 left before the half.

The Titans then closed out the first half with a 10-play, 50-yard drive, and capped it off with a 39-yard field goal by kicker Matthew Wright to make it 13-3 at the half.

The Titans then opened the second half with a 13-play, 85-yard drive and they capped it off with an eight-yard touchdown pass from Rudolph to tight end Nick Vannett to make it 13-10 with 6:51 left in the third quarter.

It was 13-10 heading into the fourth quarter.

Then the Jaguars surged ahead 20-10 on another touchdown pass from Jones, this one an 11-yarder to Brian Thomas, with 7:05 remaining.

The Titans nearly rallied late.

After cutting the lead to 20-13 with 2:02 remaining on a 28-yard field goal by Wright, the Titans got the ball back and drove deep into Jacksonville territory in the final minute.

But a Rudolph pass intended for Nick Westbrook-Ikhine was broken up at the goal line on fourth down in the final seconds.

"It stings every time you lose," receiver Calvin Ridley said. "Guys haven't checked out, we just haven't won. We just have to play better games, and we have to win."

The Titans wrap up the 2024 season next weekend at Nissan Stadium against the Houston Texans. The official date and time for that contest is expected to be announced no later than Monday.

###

**TENNESSEE TITANS ONCE AGAIN VANQUISHED BY LOWLY JAGS, ENSURE LAST PLACE IN AFC SOUTH**

**BY NICK SUSS  
NASHVILLE TENNESSEAN  
DECEMBER 29, 2024**

JACKSONVILLE, Fla. — Well, there are only four quarters of Tennessee Titans football left this season.

The Titans lost their fifth straight game Sunday, faltering against the lowly Jacksonville Jaguars for the second time in a month, this time 20-13. With one game remaining, the Titans (3-13) have guaranteed themselves a last-place finish in the AFC South for the second consecutive season and remain in contention to earn the No. 1 pick in the 2025 NFL Draft.

Quarterback Mason Rudolph completed a high volume of his passes but mostly played things safe with short targets and checkdowns. Rudolph was 19-of-31 passing for 193 yards with a touchdown and an interception.

Running back Tyjae Spears set a career high with 95 rushing yards in less than three full quarters. But the offense generally struggled to sustain drives and the defense struggled to get off the field on third downs, a bad recipe in a game that was defined by long possessions for both teams.

Second-half turnaround, but not for long

The Titans looked just as dreary as the gray skies in the first half, barely crossing midfield in the first two quarters to go into halftime down 13-3. But Rudolph and Spears came out strong in the third quarter, driving 89 yards to set up a Nick Vannett touchdown reception that cut the deficit to three points.

Jacksonville pushed the lead back to 10 midway through the fourth quarter when it capped off a 16-play

drive that spanned 9:11 with an 11-yard touchdown pass to rookie receiver Brian Thomas Jr. This left Rudolph and the Titans' offense just 7:05 to score twice to keep the game in reach.

Rudolph responded by leading a five-minute scoring drive that resulted in three points, and the Titans saved all three of their timeouts to try to get one last stop and keep the game in reach. The defense came through, giving Rudolph the ball with 1:29 left just across his own 25-yard line.

Three long completions and a defensive penalty got the Titans around the Jaguars' 30-yard line, but three incompletions set up a fourth-and-10 from the Jacksonville 26. Rudolph targeted his fourth-down pass to Nick Westbrook-Ikhine in the end zone, but Jaguars defensive back Antonio Johnson broke up the pass to end the game.

Playing through it

The Titans played without several of their top contributors Sunday. Running back Tony Pollard, safety Amani Hooker, kicker Nick Folk and guard Dillon Radunz were out. Tackle Jaelyn Duncan, in his first game back after missing two months with a hamstring injury, suffered a shoulder injury in the first half and had to come out as well. Then Spears, who was in the middle of a career-high rushing day, left the game in the third quarter to be evaluated for a concussion.

Without Spears, the Titans had to turn to Julius Chestnut as their primary back.

NFL draft implications

The Titans head into Week 18 in the mix for the No. 1 pick. Their chief competition will be the New England Patriots, who hold the tiebreaker having played the weakest overall schedule of the teams in contention. But other teams to watch as the Titans have the chance to pick very early in the draft order include the New York Giants,

Cleveland Browns and Las Vegas Raiders.

What's next?

The Titans finish their season next week at Nissan Stadium against the Houston Texans. Game time has not yet been announced.

###



# **ROOKIE BRIAN THOMAS JR. SCORES AGAIN AS JAGUARS BEAT TITANS 20-13 FOR RARE SERIES SWEEP**

**BY MARK LONG  
ASSOCIATED PRESS  
DECEMBER 29, 2024**

JACKSONVILLE, Fla. (AP) — Whoever ends up coaching the Jacksonville Jaguars next season, receiver Brian Thomas Jr. will be the team's most dynamic rebuilding piece.

Mac Jones threw two touchdown passes, including his fifth in as many games to Thomas, and the Jaguars beat the Tennessee Titans 20-13 in the rain Sunday to sweep the season series for just the fourth time in 30 years.

Jones completed 15 of 22 passes for 174 yards, with most of those going to Thomas. The first-round draft pick from LSU finished with seven receptions for 91 yards. His 11-yard TD catch with 7:05 remaining gave him his eighth game with at least 60 yards and a score, tying him with Hall of Famer Randy Moss for the most by a rookie in NFL history.

"Brian just keeps impressing each week," said Jaguars coach Doug Pederson, whose future with the team remains cloudy. "You can't say enough good things about Brian."

Thomas also became the fifth player in Jaguars history with double-digit TD receptions in a single season, joining Allen Robinson, Allen Hurns, Marcedes Lewis and Reggie Williams.

"It's definitely a great feeling to be able to do some of the things I did," Thomas said. "I don't even know all of them. But some of them I heard, just a great accomplishment."

The Titans (3-13) improved their position for the 2025 NFL draft — a potential chance to land a franchise quarterback — and secured last place in the AFC South. The Jaguars

(4-12) guaranteed themselves third in the division.

There was little else at stake in this Week 17 matchup.

Jacksonville looked as if it might make it a blowout, but Pederson's squad settled for field goals while building a 13-0 lead early. The Titans got back in it with an 85-yard drive to start the second half, which ended with Mason Rudolph's 8-yard TD pass to a wide-open Nick Vannett.

Tennessee kicked a field goal late to make it a seven-point game and got the ball back with 1:29 remaining. Rudolph drove the Titans to the Jacksonville 26, but safety Antonio Johnson knocked down his fourth down pass at the goal line to end it.

"He was staring down the receiver the whole time," said Johnson, who was benched earlier this season. "Once I saw him pull the pin, I just broke on it and just got the ball on the ground. ... To seal the game felt good."

Rudolph completed 19 of 31 passes for 193 yards, with the touchdown and an interception in his second consecutive start in place of Will Levis. The Titans have lost five in a row and seven of eight.

"I hope they're not numb to it," coach Brian Callahan said. "I sure am not. ... It's terrible. There's no joy in this process. There's no fun in this. It's terrible. I feel it every day I walk into work. I feel it every day I stand up here in front of you guys."

"Nothing is enjoyable about this, so I don't get numb to any of it, and I hope nobody gets numb to it. And our job is to try to fix it. We'll do whatever we can do to fix whatever problems we got to fix, to add whatever players we have to add, to make sure that we have a better football team moving forward."

Hines-Allen moves closer to sack record

Jacksonville's Josh Hines-Allen moved a step closer to the franchise

sack record. Hines-Allen sacked Rudolph in the third quarter, giving him 53 for his career and leaving him two shy of tying Tony Brackens' team mark.

Cheek sets officiating record

Boris Cheek became the NFL's all-time leader in games officiated when he took the field for the Titans-Jaguars game. Cheek officiated his 461st game over 29 seasons, passing Walt Coleman for the top spot. Coleman officiated 460 games over 30 seasons until his retirement in 2018.

Key injuries

Titans running back Tyjae Spears was evaluated for a concussion late in the third quarter. Spears, who wears a protective "guardian cap" over his helmet to help prevent head injuries, ran 20 times for 95 yards. Tennessee had to turn to third-string right tackle John Ojukwu after backup Jaelyn Duncan left in the first half with a shoulder injury. Duncan started in place of Nicholas Petit-Frere, who was benched last week and inactive against Jacksonville.

Jaguars right guard Brandon Scherff (shoulder) left in the second quarter but returned on the next series.

Up next

The Titans finish the season next Sunday against division champion Houston.

The Jaguars play at Indianapolis next Sunday to close out another year with double-digit losses.

---

###





**TENNESSEE TITANS**  
**UPDATED BIOS**




# 13 CHIDOBE AWUZIE

CORNERBACK • 6'0" • 202 LBS

COLLEGE: COLORADO • ACQUIRED: UNRESTRICTED FREE AGENT - 2024 (CIN)

NFL EXPERIENCE (NFL/TITANS): 8/1 • HOMETOWN: SAN JOSE, CALIF.

GAMES PLAYED/GAMES STARTED: 93/80 (PLAYOFFS: 6/6)



**PRO:** The Titans entered the 2024 offseason looking to add an experienced piece to their secondary. The club found just that when it signed veteran cornerback Chidobe Awuzie as an unrestricted free agent on March 14, 2024. The 6-foot, 202-pounder arrived in Tennessee having collected seven total interceptions, including one in the postseason, and 62 passes defended in seven NFL seasons with the Dallas Cowboys (2017-2020) and Cincinnati Bengals (2021-22). Awuzie originally entered the league as a second-round pick of the Cowboys out of the University of Colorado.

#### CAREER HIGHLIGHTS:

- In 2021, Awuzie registered a career-best two interceptions and a team-leading 14 passes defended while helping lead the Bengals to Super Bowl LVI.
- In 2019, Awuzie started all 16 games for the first time in his career and posted a career-best 79 tackles, while tying a career-high with 14 passes defended.

#### TITANS TIDBITS:

- Awuzie is an avid chess player who says chess helps him in his daily life and in making connections with others. In July 2022, he won Chess.com's BlitzChamps tournament, a rapid tournament for NFL players, beating former Cowboys teammate Amari Cooper in the final. He finished as runner-up the following year to Chiefs linebacker Drue Tranquill.
- Awuzie was named the 2023 Cincinnati Bengals recipient of Ed Block Courage Award, in recognition of professionalism and dedication during recovery from a 2022 knee injury.
- Awuzie is the son of Nigerian immigrants.
- While not related, Awuzie's godmother's nephew is Nnamdi Asomugha, a longtime NFL cornerback with the Oakland Raiders and Philadelphia Eagles.

#### CAREER TRANSACTIONS:

- The San Jose, Calif., native was selected by the Dallas Cowboys in the second round (60th overall) of the 2017 NFL Draft.
- Signed by the Cincinnati Bengals as an unrestricted free agent on March 19, 2021.
- Signed by the Titans as an unrestricted free agent on March 14, 2024.

#### SEASON RECAPS:

**2024 (7/6 - Tennessee):** Has led or tied for the team lead in passes defended three times in 2024 (vs. JAX, vs. CIN, at JAX). Placed on injured reserve on Sept. 27 and missed nine games before being designated to return on Dec. 7.

- At Chicago (9/8), made his Titans debut as a starter at cornerback and posted a tackle.
- Against N.Y. Jets (9/15), started at cornerback and collected two tackles.
- Against Green Bay (9/22), started at cornerback and notched a tackle before leaving the game in the second quarter with an injury.
- Against Jacksonville (12/8), returned to the lineup as a starter at cornerback and notched three tackles with an interception. Intercepted a Mac Jones pass intended for Brian Thomas Jr. in the first quarter.
- Against Cincinnati (12/15), started at cornerback and amassed six tackles, a quarterback pressure and a team-best two passes defended against his former team. Broke up a pass intended for Andrei Iosivas in the fourth quarter. Deflected another pass intended for Iosivas in the final stanza.

- At Indianapolis (12/22), started at cornerback and collected four tackles.
- At Jacksonville (12/29), played as a reserve at cornerback and totaled three tackles with a pass defended. Broke up a pass intended for Brian Thomas Jr. in the third quarter.

**2023 (15/10 - Cincinnati):** Played in 15 games with 10 starts and totaled 57 tackles, with two stops for loss, six passes defended, a forced fumble and a fumble recovery. Was inactive for two contests.

- At Cleveland (9/10), started at cornerback in his first game action since suffering a season-ending injury on the same field in Week 8 of 2022 season. Posted three tackles and recovered a fumble that was forced by Germaine Pratt to halt a Browns drive that reached the Cincinnati 21-yard line in first quarter.
- Against Houston (11/12), tallied eight tackles and a pass defended.
- Against Indianapolis (12/10), registered five tackles and had two passes defended on third downs that forced the Colts to punt.

**2022 (8/8 - Cincinnati):** Started the first eight games of the season before suffering season-ending injury on Oct. 31. Recorded 35 tackles, five passes defended and a forced fumble. Led all Bengals cornerbacks in passes defended prior to the injury. Placed on injured reserve on Nov. 5 and missed the final nine games.

- Against Pittsburgh (9/11), tallied six tackles with a forced fumble.
- At N.Y. Jets (9/25), recorded five tackles and a career-high three passes defended.

**2021 (14/14, 4/4 - Cincinnati):** Started 14 games and all four postseason contests in first season with the Bengals, helping Cincinnati reach Super Bowl LVI. Registered a team-leading 14 passes defended to go with 64 tackles, four stops for loss and two interceptions. Was inactive for two games and spent one contest on the reserve/COVID-19 list.

- Against Green Bay (10/10), recorded first interception as a Bengal when he picked off a deep pass from Aaron Rodgers in the first quarter. It was one of Rodgers' league-low four interceptions all season.
- Against L.A. Chargers (12/5), tallied three tackles and intercepted a Justin Herbert pass intended for Joshua Palmer in the second quarter.
- Against Kansas City (1/2), registered a career-best 10 tackles.
- At Kansas City (1/30), set a postseason high with eight tackles in the AFC Championship Game.
- Against L.A. Rams (2/13), played all but two defensive snaps in Super Bowl LVI, and intercepted Matthew Stafford on the Rams' first offensive play of the second half to set up a Bengals field goal drive.

**2020 (8/6 - Dallas):** Played in eight games with six starts and recorded 38 tackles, an interception and five passes defended. Placed on injured reserve on Sept. 26 and missed seven games before being designated to return on Nov. 10. Spent one contest on the reserve/COVID-19 list.

- At L.A. Rams (9/13), registered two tackles and picked off Jared Goff in season opener.
- At Minnesota (11/22), tallied a season-high nine tackles.

**2019 (16/16 - Dallas):** Started all 16 games for the first time in his career and posted 79 tackles, 14 passes defended, an interception and a fumble recovery.

- Against N.Y. Giants (9/8), posted his first career fumble recovery in the win.
- At New Orleans (9/29), registered six tackles and picked off Teddy Bridgewater for his third career interception.
- Against Green Bay (10/6), collected his first career tackle for loss and



his first career pressure.

**2018 (15/14, 2/2 - Dallas):** Saw action in 15 games with 14 starts for the Cowboys and totaled 71 tackles, 11 passes defended, an interception and a forced fumble. Did not play in one contest. Started both playoff contests, totaling 12 tackles and two passes defended.

- At Carolina (9/9), started at cornerback and posted four tackles and a forced fumble.
- Against Washington (11/22), registered four tackles with two passes defended.
- At N.Y. Giants (12/30), posted five tackles and intercepted an Eli Manning passed intended for Sterling Shepard in the first quarter. Added another pass defended.
- Against Seattle (1/5), notched six tackles and a pass breakup in his postseason debut in the Wild Card win.

**2017 (10/6 - Dallas):** Played in 10 games with six starts as a rookie for the Cowboys and totaled 25 tackles, seven passes defended, an interception and a forced fumble. Took over as starter the final four games of the season. Was inactive for six games with an injury.

- At Denver (9/17), made his first career start, but was injured early and missed the remainder of the game.
- At Philadelphia (12/31), notched his first career interception by picking off Nick Foles in win over eventual Super Bowl Champion Philadelphia in season finale.

#### **COLLEGE:**

- Played four seasons at the University of Colorado (2013-16). Appeared in 47 career games with 41 starts and totaled 273 tackles, 35 pass breakups, three interceptions, five forced fumbles and three fumble recoveries. He was also used as a pressure player in certain packages where he lined up at nickel or outside linebacker, finishing with nine sacks, 26 tackles for loss and eight quarterback pressures.
- As a senior (2016), was the co-recipient of Colorado's 2016 Zack Jordan Award as the Most Valuable Player and earned Associated Press first-team All-Pac-12 honors. Started all 13 games and tallied 60 tackles, four sacks (tying his own single-season record for the most by any CU defensive back), two forced fumbles, 13 passes defended and one interception.
- As a junior (2015), played in all 13 games with 12 starts and was named second-team All-Pac-12 by the AP and coaches. He was also the recipient of the Dave Jones Award, selected by the coaches for being CU's most outstanding player on defense. Finished second on the Buffaloes with 90 tackles, seeing time at nickel and outside cornerback.
- As a sophomore (2014), started the first nine games of the season, missing the last three after suffering a lacerated kidney in practice. At the time of the injury, he led the team in tackles but still finished third with 64 stops. His eight pass deflections were third on the team, to go along with

four tackles for loss, a fumble recovery and a quarterback hurry. Selected as the Hale Irwin Award winner by the coaches, presented to the most improved defensive back.

- As a freshman (2013), saw action in all 12 games with seven starts and became just the 13th freshman to record 50-or-more tackles for a season, finishing with 59 stops. Also had five tackles for loss, including a quarterback sack, four pass deflections, two forced fumbles and a recovery and added another two stops on special teams.
- Graduated from Colorado with a degree in business management in December 2016, accomplishing the work in just three-and-a-half years.

#### **PERSONAL:**

- Attended Oak Grove (San Jose, Calif.) High School, earning PrepStar All-West Region, SuperPrep preseason All-Far West and first-team all-area honors.
- As a senior running back finished third in his league with 1,285 yards (six 100-yard and two 200-yard games) on 138 attempts and 14 touchdowns. Also caught 18 passes for 487 yards (two 100-yard games) and seven scores, and led the league with 21 total scores.
- Also lettered three times in basketball and once in track where he owned career bests of 21.7 in the 200-meter dash and 22-1 in the long jump.
- His older brother, Dubem, played cornerback at Waldorf (Iowa) College.
- First name is pronounced "CHIH-doe-bay" and last name is pronounced "ah-WOOZ-yay."
- Follow Awuzie on X at @ChidobeAwuzie.
- Follow Awuzie on Instagram at @chido.
- Born Chidobe Richard Awuzie on May 24, 1995 in San Jose, Calif.



## CHIDOBE AWUZIE'S NFL STATISTICS

REGULAR SEASON				TACKLES							INTERCEPTIONS					FUMBLES			
Year	Team	GP	GS	Tot	Solo	Asst	Sk	Yds	QBP	TFL	No	Yds	Lg	TD	PD	FF	FR	Yds	SpT
2017	Dallas	10	6	25	14	11	0.0	0.0	0	0	1	0	0	0	7	1	0	0	0
2018	Dallas	15	14	71	57	14	0.0	0.0	1	0	1	0	0	0	11	1	0	0	0
2019	Dallas	16	16	79	48	31	0.0	0.0	0	1	1	0	0	0	14	0	1	0	0
2020	Dallas	8	6	38	29	9	0.0	0.0	0	0	1	0	0	0	5	0	1	0	0
2021	Cincinnati	14	14	64	53	11	0.0	0.0	0	4	2	42	42	0	14	0	0	0	0
2022	Cincinnati	8	8	35	29	6	0.0	0.0	0	0	0	0	0	0	5	1	0	0	0
2023	Cincinnati	15	10	57	43	14	0.0	0.0	1	2	0	0	0	0	6	1	1	0	0
2024	Tennessee	7	6	20	12	8	0.0	0.0	1	0	1	8	8	0	4	0	0	0	0
<b>NFL Totals</b>		<b>93</b>	<b>80</b>	<b>389</b>	<b>285</b>	<b>104</b>	<b>0.0</b>	<b>0.0</b>	<b>3</b>	<b>7</b>	<b>7</b>	<b>50</b>	<b>42</b>	<b>0</b>	<b>66</b>	<b>4</b>	<b>3</b>	<b>30</b>	<b>0</b>

PLAYOFFS				TACKLES							INTERCEPTIONS					FUMBLES			
Year	Team	GP	GS	Tot	Solo	Asst	Sk	Yds	QBP	TFL	No	Yds	Lg	TD	PD	FF	FR	Yds	SpT
2018	Dallas	2	2	12	11	1	0.0	0.0	0	0	0	0	0	0	2	0	0	0	0
2021	Cincinnati	4	4	24	16	8	0.0	0.0	0	0	1	1	1	0	1	0	0	0	0
<b>NFL Totals</b>		<b>6</b>	<b>6</b>	<b>36</b>	<b>27</b>	<b>9</b>	<b>0.0</b>	<b>0.0</b>	<b>0</b>	<b>0</b>	<b>1</b>	<b>1</b>	<b>1</b>	<b>0</b>	<b>3</b>	<b>0</b>	<b>0</b>	<b>0</b>	<b>0</b>

### Single-Game Highs

Tackles - 10 vs. Kansas City (1/2/22)

Interceptions - **1 (Seven times, last vs. Jacksonville 12/8/24)**

Passes Defensed - 3 (Twice, last at N.Y. Jets 9/25/22)

Quarterback Pressures - **1 (Three times, last vs. Cincinnati 12/15/24)**

Tackles For Loss - 1 (Seven times, last at Pittsburgh 12/23/23)

Forced Fumble - 1 (Four times, last at Pittsburgh 12/23/23)

Fumble Recovery - 1 (Three times, last at Cleveland 9/10/23)

### Playoff Single-Game Highs

Tackles - 8 at Kansas City (1/30/22)

Interceptions - 1 vs. L.A. Rams (2/13/22)

Passes Defensed - 1 (Three times, last vs. L.A. Rams 2/13/22)



# 39 DARRELL BAKER JR.

CORNERBACK • 6'1" • 190 LBS

COLLEGE: GEORGIA SOUTHERN • ACQUIRED: WAIVERS (IND) - 2024

NFL EXPERIENCE (NFL/TITANS): 2/1 • HOMETOWN: HEPHZIBAH, GA.

GAMES PLAYED/GAMES STARTED: 33/15 (PLAYOFFS: 0/0)



**PRO:** The Titans acquired Darrell Baker Jr. off waivers from the Indianapolis Colts before the start of the 2024 regular season to add depth and experience to the secondary. The Georgia Southern product originally entered the NFL as an undrafted free agent with the Arizona Cardinals in 2022 before being released following training camp. The 6-foot-1-inch, 190-pound cornerback spent the majority his rookie campaign on the Colts' practice squad while appearing in three contests. In 2023, Baker saw action in 14 games with six starts for the Colts and totaled 34 tackles and seven passes defended.

#### TITANS TIDBITS:

- Baker's parents, Darrell Baker Sr. and Johnetta Dixon, are both retired Army veterans. Despite growing up and playing high school football in Hephzibah, Ga., he was born in Panama City, Panama.

#### CAREER TRANSACTIONS:

- The Hephzibah, Ga., native was originally signed by the Arizona Cardinals as a rookie free agent on May 13, 2022.
- Waived by the Cardinals on Aug. 29, 2022.
- Signed by the Indianapolis Colts to their practice squad on Sept. 13, 2022.
- Signed by the Colts to their active roster from the practice squad on Dec. 16, 2022.
- Waived by the Colts on Dec. 17 and signed to the team's practice squad a day later.
- Signed by the Colts to their active roster from the practice squad on Dec. 28, 2022.
- Waived by the Colts on Aug. 28, 2024.
- Claimed off waivers by the Titans on Aug. 29, 2024.

#### SEASON RECAPS:

**2024 (16/9 - Tennessee):** Has led or tied for the team lead in passes defended three times in 2024 (at DET, at LAC, vs. MIN). Has tied for the team lead in special teams tackles once in 2024 (vs. NYJ).

- At Chicago (9/8), made his Titans debut as a reserve on special teams and collected a tackle on coverage units.
- Against N.Y. Jets (9/15), tied for the team lead with a career-best two special teams tackles.
- Against Green Bay (9/22), saw action as a reserve at cornerback and on special teams.
- At Miami (9/30), played as a reserve at cornerback and totaled three tackles. Stopped Jaylen Waddle for no gain on a short pass in the fourth quarter.
- Against Indianapolis (10/13), registered a special teams tackle on coverage units.
- At Buffalo (10/20), started at cornerback and recorded five tackles with a pass defended. Ended a Bills' drive by breaking up a third-and-six pass intended for Mack Hollins late in the first quarter. Teamed with Harold Landry III to stop Ray Davis for no gain on a rush off right guard in the third quarter.
- At Detroit (10/27), started at cornerback and amassed a tackle with a pass defended. Broke up a pass intended for Tim Patrick late in the third quarter.
- Against New England (11/3), started at cornerback and totaled four tackles, including a stop for loss. Stuffed DeMario Douglas for a three-

yard loss on a short pass in the fourth quarter.

- At L.A. Chargers (11/10), started at cornerback and posted a tackle with a pass defended. Broke up a deep pass intended for Joshua Palmer late in the first half.
- Against Minnesota (11/17), started at cornerback and tallied five tackles with a team-best two passes defended.
- At Houston (11/24), started at cornerback and notched three tackles.
- At Washington (12/1), started at cornerback and recorded five tackles.
- Against Jacksonville (12/8), started at cornerback and notched three tackles.
- Against Cincinnati (12/15), saw significant action as a reserve at cornerback and amassed five tackles. Combined with T'Vondre Sweat to stuff Chase Brown for no gain on a rush up the middle in the final stanza.
- At Indianapolis (12/22), played as a reserve at cornerback and on special teams.
- At Jacksonville (12/29), started at cornerback.

**2023 (14/6 - Indianapolis):** Played in 14 games with six starts and registered 34 tackles and seven passes defended as well as one special teams stop. Was inactive for three contests.

- At Carolina (11/5), totaled a then career-high six tackles and a pass defended.
- At Tennessee (12/3), recorded four tackles and set a career-high with two passes defended.
- At Cincinnati (12/10), collected a career-high with seven tackles to go along with a pass defended.

**2022 (3/0 - Indianapolis):** Saw action as a reserve in three games during his rookie campaign and tallied a fumble recovery. Spent 13 weeks as a member of the Colts' practice squad. Wasn't with a team for the first week of the season after being released by the Arizona Cardinals following training camp.

- Against Houston (1/7), made his NFL debut and recovered a fumble by Keke Coutee and returned in seven yards in the fourth quarter.

#### COLLEGE:

- During five playing seasons at Georgia Southern, Baker saw action in 53 games with 23 starts and tallied 111 tackles, 4.5 tackles for loss, 17 passes defended, three interceptions and two forced fumbles.
- As a super senior (2021), appeared in nine games with eight starts and registered 32 tackles, two tackles for loss, eight passes defended and a forced fumble.
- As a senior (2020), was named third team All-Sun Belt Conference after starting all 12 games and recording 31 tackles, 1.5 tackles for loss, seven passes defended and an interception.
- As a junior (2019), saw action in 12 games with three starts and tallied 23 tackles and two passes defended.
- As a sophomore (2018), appeared in eight games and compiled six tackles with an interception.
- As a redshirt freshman (2017), saw action in all 12 games and tallied 18 tackles, an interception and a forced fumble. Made the Georgia Southern Honor Roll in the spring of 2018.
- As a true freshman (2016), redshirted. Made the Dean's List in the fall and was named to the Sun Belt Conference's Academic Honor Roll for maintaining a 3.0-3.49 GPA for the year.

- Graduated with a degree in interdisciplinary studies from Georgia Southern.

**PERSONAL:**

- Attended Hephzibah (Ga.) High School and played four years for Coach William Wardell Harrell.
- Also competed in track and field and was a state champion in 2016 in the long jump.
- Follow Baker on X at @12\_darrell and on Instagram at @dj.darrell.
- Born Darrell Megail Baker Jr. on March 27 in Panama City, Panama.

## DARRELL BAKER JR.'S GAME-BY-GAME

**2022 Indianapolis Colts**

Date	Opp	W/L	P/S	Tot Solo	Asst	Sk	- Yds	QBP	TFL	Int-	Yds	-TD	PD	FF	FR	- Yds	SpT
Dec 17	@ Min	L	p	0	0	0	0.0	0.0	0	0	0	0	0	0	0	0	0
Jan 1	@ NYG	L	p	0	0	0	0.0	0.0	0	0	0	0	0	0	0	0	0
Jan 7	Hou	L	p	0	0	0	0.0	0.0	0	0	0	0	0	0	1	7	0
<b>Totals</b>		<b>0-3</b>	<b>3/0</b>	<b>0</b>	<b>0</b>	<b>0</b>	<b>0.0</b>	<b>0.0</b>	<b>0</b>	<b>0</b>	<b>0</b>	<b>0</b>	<b>0</b>	<b>0</b>	<b>1</b>	<b>7</b>	<b>0</b>

**2023 Indianapolis Colts**

Date	Opp	W/L	P/S	Tot Solo	Asst	Sk	- Yds	QBP	TFL	Int-	Yds	-TD	PD	FF	FR	- Yds	SpT
Sept 10	Jax	L	S	4	3	1	0.0	0.0	0	0	0	0	0	0	0	0	0
Sept 17	@ Hou	W	p	3	3	0	0.0	0.0	0	0	0	0	0	1	0	0	0
Sept 24	@ Bal	W	IA														
Oct 1	LAR	L	IA														
Oct 8	Ten	W	p	0	0	0	0.0	0.0	0	0	0	0	0	0	0	0	0
Oct 15	@ Jax	L	p	0	0	0	0.0	0.0	0	0	0	0	0	0	0	0	0
Oct 22	Cle	L	p	3	3	0	0.0	0.0	0	0	0	0	0	1	0	0	0
Oct 29	NO	L	p	0	0	0	0.0	0.0	0	0	0	0	0	0	0	0	0
Nov 5	@ Car	W	S	6	4	2	0.0	0.0	0	0	0	0	0	1	0	0	0
Nov 12	@ NE	W	S	4	3	1	0.0	0.0	0	0	0	0	0	0	0	0	0
Nov 26	TB	W	S	3	2	1	0.0	0.0	0	0	0	0	0	0	0	0	0
Dec 3	@ Ten	W	S	4	3	1	0.0	0.0	0	0	0	0	0	2	0	0	0
Dec 10	@ Cin	L	S	7	6	1	0.0	0.0	0	0	0	0	0	1	0	0	0
Dec 16	Pit	W	p	0	0	0	0.0	0.0	0	0	0	0	0	0	0	0	0
Dec 24	@ Atl	L	IA														
Dec 31	LV	W	p	0	0	0	0.0	0.0	0	0	0	0	0	0	0	0	0
Jan 6	Hou	L	p	0	0	0	0.0	0.0	0	0	0	0	0	1	0	0	0
<b>Totals</b>		<b>9-8</b>	<b>14/16</b>	<b>34</b>	<b>27</b>	<b>7</b>	<b>0.0</b>	<b>0.0</b>	<b>0</b>	<b>0</b>	<b>0</b>	<b>0</b>	<b>7</b>	<b>0</b>	<b>0</b>	<b>0</b>	<b>1</b>

**2024 Tennessee Titans**

Date	Opp	W/L	P/S	Tot Solo	Asst	Sk	- Yds	QBP	TFL	Int-	Yds	-TD	PD	FF	FR	- Yds	SpT	
Sept 8	@ Chi	L	p	0	0	0	0.0	0.0	0	0	0	0	0	0	0	0	0	
Sept 15	NYJ	L	p	0	0	0	0.0	0.0	0	0	0	0	0	0	0	0	0	
Sept 22	GB	L	p	0	0	0	0.0	0.0	0	0	0	0	0	0	0	0	0	
Sept 30	@ Mia	W	p	3	2	1	0.0	0.0	0	0	0	0	0	0	0	0	0	
Oct 13	Ind	L	p	0	0	0	0.0	0.0	0	0	0	0	0	0	0	0	0	
Oct 20	@ Buf	L	S	5	5	0	0.0	0.0	0	0	0	0	0	0	0	0	0	
Oct 27	@ Det	L	S	1	1	0	0.0	0.0	0	0	0	0	0	1	0	0	0	
Nov 3	NE	W	S	4	4	0	0.0	0.0	0	1	0	0	0	0	0	0	0	
Nov 10	@ LAC	L	S	1	0	1	0.0	0.0	0	0	0	0	0	1	0	0	0	
Nov 17	Min	L	S	5	4	1	0.0	0.0	0	0	0	0	0	2	0	0	0	
Nov 24	@ Hou	W	S	3	3	0	0.0	0.0	0	0	0	0	0	0	0	0	0	
Dec 1	@ Was	L	S	5	2	3	0.0	0.0	0	0	0	0	0	0	0	0	0	
Dec 8	Jax	L	S	3	3	0	0.0	0.0	0	0	0	0	0	0	0	0	0	
Dec 15	Cin	L	p	5	3	2	0.0	0.0	0	0	0	0	0	0	0	0	0	
Dec 22	@ Ind	L	p	0	0	0	0.0	0.0	0	0	0	0	0	0	0	0	0	
Dec 29	@ Jax	L	S	0	0	0	0.0	0.0	0	0	0	0	0	0	0	0	0	
Jan 4/5	Hou																	
<b>Totals</b>				<b>3-13</b>	<b>16/9</b>	<b>35</b>	<b>27</b>	<b>8</b>	<b>0.0</b>	<b>0.0</b>	<b>0</b>	<b>1</b>	<b>0</b>	<b>0</b>	<b>4</b>	<b>0</b>	<b>0</b>	<b>5</b>

## DARRELL BAKER JR.'S NFL STATISTICS

REGULAR SEASON		TACKLES								INTERCEPTIONS					FUMBLES				
Year	Team	GP	GS	Tot	Solo	Asst	Sk	Yds	QBP	TFL	No	Yds	Lg	TD	PD	FF	FR	Yds	SpT
2022	Indianapolis	3	0	0	0	0	0.0	0.0	0	0	0	0	0	0	0	0	1	7	0
2023	Indianapolis	14	6	34	27	7	0.0	0.0	0	0	0	0	0	7	0	0	0	0	1
2024	Tennessee	16	9	35	27	8	0.0	0.0	0	1	0	0	0	4	0	0	0	0	5
<b>NFL Totals</b>		<b>33</b>	<b>15</b>	<b>69</b>	<b>54</b>	<b>15</b>	<b>0.0</b>	<b>0.0</b>	<b>0</b>	<b>1</b>	<b>0</b>	<b>0</b>	<b>0</b>	<b>11</b>	<b>0</b>	<b>1</b>	<b>7</b>	<b>7</b>	<b>6</b>

**Single-Game Highs**

- Tackles - 7 at Cincinnati (12/10/23)
- Passes Defensed - **2 (Twice, last vs. Minnesota 11/17/24)**
- Fumble Recoveries - 1 vs. Houston (1/8/23)
- Special Teams Tackles - **2 vs. N.Y. Jets (9/15/24)**




# 17 JEROME BAKER

LINEBACKER • 6'2" • 232 LBS

COLLEGE: OHIO STATE • ACQUIRED: TRADE (SEA) - 2024

NFL EXPERIENCE (NFL/TITANS): 7/1 • HOMETOWN: CLEVELAND, OHIO

GAMES PLAYED/GAMES STARTED: 103/90 (PLAYOFFS: 1/1)



**PRO:** The Titans traded for Jerome Baker in the middle of the 2024 campaign to bring toughness and experience to the inside linebacker position. The 6-foot-2-inch, 232-pounder is a savvy defender who has shown an ability to get to the quarterback during his NFL career. The Ohio State product entered the league as a third-round pick of the Miami Dolphins in 2018. He spent his first six seasons with the club, appearing in 94 games with 82 starts while collecting 581 tackles, 22.5 sacks, five interceptions, 31 stops for loss, 75 quarterback pressures, 21 passes defended and six forced fumbles. Baker signed as a free agent with the Seattle Seahawks during the 2024 offseason and appeared in five games with the team before being traded to the Titans.

#### CAREER HIGHLIGHTS:

- Baker led the Dolphins in tackles for three consecutive seasons from 2019-21, and became the first Dolphins player since 2000 to record 500-plus tackles in the first five years of his career. His 581 career tackles are seventh among his draft class entering the 2024 season.
- In 2021, Baker was named AFC Defensive Player of Month after collecting 16 tackles, 3.5 sacks, eight quarterback pressures and six stops for loss in three contests.

#### TITANS TIDBITS:

- In 2018, Baker established his Expand the Land Foundation to inspire youth and provide mentorship and programming in South Florida and his hometown of Cleveland.
- In 2021, Baker was the Miami Dolphins nominee for the Walter Payton Man of the Year award. During his time in South Florida, he annually held Season of Giving events at local Boys & Girls Clubs to provide holiday gifts for children ages 6-10 and meal distribution for needing families.

#### CAREER TRANSACTIONS:

- The Cleveland, Ohio, native was selected by the Miami Dolphins in the third round (73rd overall) in the 2018 NFL Draft.
- Released by the Dolphins on March 5, 2024.
- Signed by the Seattle Seahawks as a free agent on March 17, 2024.
- Traded by the Seahawks along with a Seattle 2025 fourth-round pick to the Titans for linebacker Ernest Jones IV.

#### SEASON RECAPS:

- 2024 (5/5 - Seattle; 4/3 - Tennessee):** Has tied for the team lead in sacks once in 2024 (at JAX). Has tied for the team lead in passes defended once in 2024 (at JAX). Started the first five games of the season for the Seahawks and recorded 37 tackles, a sack, four quarterback pressures, two passes defended, a forced fumble and a fumble recovery before being traded to the Titans on Oct. 24. Was inactive for two contests with the Seahawks.
- At Detroit (10/27), was inactive.
  - Against New England (11/3), dressed but did not play.
  - At L.A. Chargers (11/10), dressed but did not play.
  - Against Minnesota (11/17), made his Titans debut, seeing significant action as a reserve in his 100th career regular season game and finished second on the squad with eight tackles to go along with a quarterback pressure. Defended a pass intended for Justin Jefferson early in the second quarter. Broke up a pass intended for Jefferson in the end zone in the second stanza.
  - At Houston (11/24), made his first start at linebacker with the Titans and

notched three tackles.

- At Washington (12/1), started at linebacker and recorded six tackles.
- Against Jacksonville (12/8), was inactive.
- Against Cincinnati (12/15), was inactive.
- At Indianapolis (12/22), was inactive.
- At Jacksonville (12/29), started at linebacker and totaled six tackles, including a sack, a quarterback pressure and a pass defended. Broke up a pass intended for Tank Bigsby late in the second quarter. Dropped Mac Jones for a sack in the final stanza.

**2023 (13/12, 0/0 - Miami):** Played in 13 games with 12 starts and amassed 78 tackles, 1.5 sacks and two interceptions, including one he returned for a touchdown. Placed on injured reserve on Dec. 9 and missed four contests before being designated to return on Jan. 6. Placed on injured reserve on Jan. 9 and missed the postseason contest.

- Against N.Y. Giants (10/8), registered eight tackles, including 1.5 sacks and two quarterback pressures. Teamed with Eli Apple to sack Daniel Jones in the second quarter. Dropped Jones for a sack in the third stanza.
- At Philadelphia (10/22), registered a season-high 11 tackles and add an interception. Intercepted a Jalen Hurts pass intended for A.J. Brown and returned it 22 yards for a touchdown in the third quarter.
- Against Buffalo (1/7), returned to the lineup after missing four games with an injury and notched nine tackles

**2022 (17/17, 1/1 - Miami):** Started all 17 games and posted 100 tackles, four sacks, four passes defended and a forced fumble.

- Against Buffalo (9/25), notched 13 tackles, a half sack and a pass defended.
- Against Houston (11/27), posted four tackles, a sack and a forced fumble. Strip-sacked Kyle Allen on a third-and-13 play in the fourth quarter to force a punt.
- At L.A. Chargers (12/11), tallied 11 tackles and a sack. Dropped Justin Herbert for a sack in the third quarter.
- At Buffalo (1/15), recorded seven tackles and a sack in his first career postseason contest. Sacked Josh Allen for a loss of seven yards on second-and-eight in the first quarter.

**2021 (16/16 - Miami):** Started 16 games and collected 92 tackles, 5.5 sacks, an interception, four passes defended and a forced fumble. Was inactive for one contest. Named AFC Defensive Player of the Month for December.

- Against Houston (11/7), notched seven tackles and an interception. Picked off Tyrod Taylor in the second quarter.
- Against N.Y. Jets (12/19), posted seven tackles and two sacks. Dropped Zach Wilson for a nine-yard sack in the second quarter. Sacked Wilson for a loss of 10 yards on third-and-12 in the fourth quarter to force a punt.
- At New Orleans (12/27), recorded six tackles and 1.5 sacks. Sacked Ian Book for a loss of seven yards on third-and-six in the first quarter. Split a sack of Book with Jevon Holland for a loss of 12 yards in the fourth quarter.
- At Tennessee (1/2), tallied seven tackles and a sack. Dropped Ryan Tannehill for a 10-yard sack on third-and-six in the third quarter.

**2020 (16/11 - Miami):** Played in all 16 games with 11 starts and registered 111 tackles, seven sacks, three passes defended and two forced fumbles.

- At New England (9/13), set a career-high with 16 tackles to go along with a sack and a forced fumble. Sacked Cam Newton for a loss of nine



yards in the first quarter. His 16 tackles were the most by a Dolphins player since 2014.

- At San Francisco (10/11), notched seven tackles and a sack. Dropped C.J. Beathard for a nine-yard sack in the third quarter.
- Against Kansas City (12/13), recorded nine tackles and a career-best 2.5 sacks. Sacked Patrick Mahomes for a loss of 30 yards on third-and-12 in the first quarter. Sacked Mahomes again in the second quarter for a loss of five yards. Teamed with Christian Wilkins on a sack of Mahomes on third-and-six in the fourth quarter. His 30-yard sack is the longest in Dolphins history and longest in the NFL since 2015. Became first NFL player to record at least 2.5 sacks in one game against Mahomes.

**2019 (16/15 - Miami):** Played in 16 games with 15 starts and recorded 124 tackles, 1.5 sacks, an interception, four passes defended and two forced fumbles. His 124 tackles (74 solo) were 14th in the NFL and first among all players in the 2018 draft class. Served as a team captain.

- At Indianapolis (11/10), totaled eight tackles, a sack and a forced fumble. Strip-sacked Brian Hoyer in the second quarter, moving the Colts out of field goal range.
- At N.Y. Giants (12/15), produced 12 tackles, an interception and a pass defended. Intercepted Eli Manning in the third quarter.
- Against Cincinnati (12/22), notched 12 tackles, a half sack and a pass defended. Dropped Andy Dalton for a sack on a third-and-10 in the first quarter.

**2018 (16/11 - Miami):** Played in all 16 games with 11 starts as a rookie and posted 76 tackles, three sacks, an interception he returned for a touchdown and three passes defended. His 76 tackles ranked seventh among rookie linebackers.

- At Cincinnati (10/7), posted six solo tackles, including two sacks. Sacked Andy Dalton for a loss of nine yards on third-and-10 in the third quarter, forcing Cincinnati to punt. Sacked Dalton again on third-and-one for a loss of 10 yards in the third quarter, holding Cincinnati to a field goal.
- Against N.Y. Jets (11/4), notched five tackles and an interception. Picked off Sam Darnold on second-and-nine with 10:56 remaining in the fourth quarter and returned it 25 yards for a touchdown, extending Miami's lead to 13-3.
- At Buffalo (12/30), collected six solo tackles, including a sack. Dropped Josh Allen for a nine-yard loss in the first quarter.

#### **COLLEGE:**

- Played three seasons at Ohio State (2015-17) and saw action in 33

games with 25 starts. Registered 158 tackles (90 solo), seven sacks, two interceptions, five passes defended, a forced fumble and three fumble recoveries. Following the 2017 season announced his decision to forgo his remaining eligibility and enter the 2018 NFL Draft.

- As a junior (2017), named honorable mention All-Big Ten after starting 13 games and posting 72 tackles, 3.5 sacks, three passes defended, a forced fumble and two fumble recoveries.
- As a sophomore (2016), selected honorable mention All-Big Ten after playing in all 13 games with 12 starts and registering 83 tackles, 3.5 sacks, two interceptions, two passes defended and a fumble recovery.
- As a true freshman (2015), played in seven games and notched three solo tackles.
- Majored in criminology at Ohio State.

#### **PERSONAL:**

- Attended Benedictine (Cleveland, Ohio) High School and was a Top 10 linebacker prospect nationally.
- As a senior (2014), named first-team Division IV All-State by the Associated Press and earned Co-Defensive Player of the Year honors. His last high school game was a state championship game win. Baker scored twice, including the winning score early in the fourth quarter, to cap a 14-1 season and give Benedictine its seventh state title. He also had 11 stops on defense to earn game MVP honors.
- Son of Theodora and Jerome Baker Sr.
- Follow Baker on Instagram and X at @Lastname\_Baker.
- Born Jerome Baker Jr. on Dec. 25, 1996 in Cleveland, Ohio.

# JEROME BAKER'S GAME-BY-GAME

## 2018 Miami Dolphins

Date	Opp	W/L	P/S	Tot Solo Asst	Sk - Yds	QBP	TFL	Int - Yds	-TD	PD	FF	FR - Yds	SpT		
Sept 9	Ten	W	S	6 3 3	0.0 0.0	0	0	0	0	0	0	0	0		
Sept 16	@NYJ	W	p	2 2 0	0.0 0.0	0	0	0	0	0	0	0	0		
Sept 23	Oak	W	S	9 7 2	0.0 0.0	0	0	0	0	0	0	0	0		
Sept 30	@NE	L	S	10 6 4	0.0 0.0	0	0	0	0	0	0	0	0		
Oct 7	@Cin	L	S	6 6 0	2.0 19.0	2	2	0	0	0	0	0	1		
Oct 14	Chi	W	p	2 2 0	0.0 0.0	0	0	0	0	0	0	0	0		
Oct 21	Det	L	S	5 4 1	0.0 0.0	0	0	0	0	1	0	0	0		
Oct 25	@Hou	L	S	4 1 3	0.0 0.0	0	0	0	0	0	0	0	1		
Nov 4	NYJ	W	S	5 4 1	0.0 0.0	0	0	1	25	1	1	0	0		
Nov 11	@GB	L	S	1 1 0	0.0 0.0	0	0	0	0	0	0	0	0		
Nov 25	@Ind	L	p	3 2 1	0.0 0.0	0	0	0	0	0	0	0	0		
Dec 2	Buf	W	p	1 1 0	0.0 0.0	0	0	0	0	0	0	0	0		
Dec 9	NE	W	p	7 4 3	0.0 0.0	0	0	0	0	1	0	0	0		
Dec 16	@Min	L	S	6 4 2	0.0 0.0	1	0	0	0	0	0	0	0		
Dec 23	Jax	L	S	3 3 0	0.0 0.0	0	0	0	0	0	0	0	1		
Dec 30	@Buf	L	S	6 6 0	1.0 9.0	1	2	0	0	0	0	0	0		
<b>Totals</b>			<b>7-9</b>	<b>16/11</b>	<b>76 56 20</b>	<b>3.0 28.0</b>	<b>4</b>	<b>4</b>	<b>1</b>	<b>25</b>	<b>1</b>	<b>3</b>	<b>0</b>	<b>0</b>	<b>3</b>

## 2019 Miami Dolphins

Date	Opp	W/L	P/S	Tot Solo Asst	Sk - Yds	QBP	TFL	Int - Yds	-TD	PD	FF	FR - Yds	SpT		
Sept 8	Bal	L	S	9 2 7	0.0 0.0	2	0	0	0	0	0	0	0		
Sept 15	NE	L	S	11 6 5	0.0 0.0	0	0	0	0	0	0	0	0		
Sept 22	@Dal	L	S	3 3 0	0.0 0.0	0	0	0	0	1	0	0	0		
Sept 29	LAC	L	S	6 5 1	0.0 0.0	0	0	0	0	0	0	0	0		
Oct 13	Was	L	p	5 3 2	0.0 0.0	0	0	0	0	0	0	0	0		
Oct 20	@Buf	L	S	4 3 1	0.0 0.0	2	0	0	0	0	0	0	1		
Oct 28	@Pit	L	S	9 8 1	0.0 0.0	2	2	0	0	0	0	0	0		
Nov 3	NYJ	W	S	7 5 2	0.0 0.0	1	0	0	0	1	0	0	0		
Nov 10	@Ind	W	S	8 7 1	1.0 13.0	1	0	0	0	0	1	0	0		
Nov 17	Buf	L	S	11 4 7	0.0 0.0	0	0	0	0	0	0	0	1		
Nov 24	@Cle	L	S	7 4 3	0.0 0.0	0	0	0	0	0	0	0	0		
Dec 1	Phi	W	S	4 2 2	0.0 0.0	0	0	0	0	0	0	0	0		
Dec 8	@NYJ	L	S	8 4 4	0.0 0.0	2	0	0	0	0	0	0	0		
Dec 15	@NYG	L	S	12 6 6	0.0 0.0	0	1	34	0	1	0	0	0		
Dec 22	Cin	W	S	12 7 5	0.5 0.0	2	1	0	0	1	0	0	0		
Dec 29	@NE	W	S	8 5 3	0.0 0.0	0	0	0	0	0	1	0	0		
<b>Totals</b>			<b>5-11</b>	<b>16/15</b>	<b>124 74 50</b>	<b>1.5 13.0</b>	<b>12</b>	<b>3</b>	<b>1</b>	<b>34</b>	<b>0</b>	<b>4</b>	<b>2</b>	<b>0</b>	<b>2</b>

## 2020 Miami Dolphins

Date	Opp	W/L	P/S	Tot Solo Asst	Sk - Yds	QBP	TFL	Int - Yds	-TD	PD	FF	FR - Yds	SpT		
Sept 13	@NE	L	S	16 12 4	1.0 9.0	2	1	0	0	0	1	0	0		
Sept 20	Buf	L	S	6 1 5	0.0 0.0	0	0	0	0	0	0	0	0		
Sept 24	@Jax	W	p	8 3 5	0.0 0.0	0	1	0	0	0	1	0	0		
Oct 4	Sea	L	p	2 1 1	0.0 0.0	0	0	0	0	0	0	0	0		
Oct 11	@SF	W	S	7 6 1	1.0 9.0	2	1	0	0	0	0	0	1		
Oct 18	NYJ	W	S	6 4 2	0.0 0.0	1	0	0	0	0	0	0	0		
Nov 1	LAR	W	S	12 5 7	0.0 0.0	1	0	0	0	2	0	0	0		
Nov 8	@Ari	W	S	7 7 0	0.0 0.0	0	0	0	0	0	0	0	0		
Nov 15	LAC	W	p	4 3 1	0.0 0.0	0	0	0	0	0	0	0	0		
Nov 22	@Den	L	p	2 1 1	0.0 0.0	0	0	0	0	0	0	0	0		
Nov 29	@NYJ	W	p	5 4 1	0.5 3.5	2	0	0	0	0	0	0	0		
Dec 6	Cin	W	S	5 2 3	0.0 0.0	0	0	0	0	0	0	0	0		
Dec 13	KC	L	S	9 5 4	2.5 37.0	3	2	0	0	0	0	0	0		
Dec 20	NE	W	S	8 7 1	1.0 7.0	1	1	0	0	0	1	0	0		
Dec 26	@LV	W	S	10 7 3	1.0 4.0	2	1	0	0	0	0	0	0		
Jan 3	@Buf	L	S	4 1 3	0.0 0.0	0	0	0	0	0	0	0	0		
<b>Totals</b>			<b>10-6</b>	<b>16/11</b>	<b>111 69 42</b>	<b>7.0 69.5</b>	<b>14</b>	<b>7</b>	<b>0</b>	<b>0</b>	<b>3</b>	<b>2</b>	<b>0</b>	<b>0</b>	<b>1</b>

## 2021 Seattle Seahawks

Date	Opp	W/L	P/S	Tot Solo Asst	Sk - Yds	QBP	TFL	Int - Yds	-TD	PD	FF	FR - Yds	SpT		
Sept 12	@NE	W	S	12 9 3	0.0 0.0	1	0	0	0	0	0	0	0		
Sept 19	Buf	L	S	3 2 1	0.0 0.0	1	0	0	0	1	1	0	0		
Sept 26	@LV	L	S	8 5 3	0.0 0.0	1	0	0	0	0	0	0	0		
Oct 3	Ind	L	S	4 2 2	0.0 0.0	0	0	0	0	1	0	0	0		
Oct 10	@TB	L	S	7 6 1	1.0 10.0	2	1	0	0	0	0	0	0		
Oct 17	@Jax	L	S	8 5 3	0.0 0.0	3	0	0	0	0	0	0	0		
Oct 24	Atl	L	S	1 0 1	0.0 0.0	0	0	0	0	0	0	0	0		
Oct 31	@Buf	L	IA												
Nov 7	Hou	W	S	7 5 2	0.0 0.0	2	0	1	0	0	1	0	0		
Nov 11	Bal	W	S	4 4 0	0.0 0.0	1	0	0	0	0	0	0	0		
Nov 21	@NYJ	W	S	6 1 5	0.0 0.0	2	0	0	0	0	0	0	0		
Nov 28	Car	W	S	3 2 1	0.0 0.0	1	1	0	0	0	0	0	0		
Dec 5	NYG	W	S	3 3 0	0.0 0.0	3	2	0	0	0	0	0	0		
Dec 19	NYJ	W	S	7 4 3	2.0 19.0	2	2	0	0	0	0	0	0		
Dec 27	@NO	W	S	6 5 1	1.5 13.0	3	2	0	0	0	0	0	0		
Jan 2	@Ten	L	S	7 6 1	1.0 10.0	3	1	0	0	0	0	0	0		
Jan 9	NE	W	S	6 3 3	0.0 0.0	0	0	0	0	1	0	0	0		
<b>Totals</b>			<b>9-7</b>	<b>16/16</b>	<b>92 62 30</b>	<b>5.5 52.0</b>	<b>25</b>	<b>9</b>	<b>1</b>	<b>0</b>	<b>4</b>	<b>1</b>	<b>0</b>	<b>0</b>	<b>0</b>

## 2022 Miami Dolphins

Date	Opp	W/L	P/S	Tot Solo Asst	Sk - Yds	QBP	TFL	Int - Yds	-TD	PD	FF	FR - Yds	SpT		
Sept 11	NE	W	S	5 3 2	0.0 0.0	0	0	0	0	0	0	0	0		
Sept 18	@Bal	W	S	2 1 1	0.0 0.0	1	0	0	0	0	0	0	0		
Sept 25	Buf	W	S	13 9 4	0.5 0.5	2	1	0	0	0	1	0	0		
Sept 29	@Cin	L	S	7 5 2	0.0 0.0	0	0	0	0	0	0	0	0		
Oct 9	@NYJ	L	S	5 4 1	1.0 6.0	1	1	0	0	0	1	0	0		
Oct 16	Min	L	S	2 1 1	0.0 0.0	1	0	0	0	0	0	0	0		
Oct 23	Pit	W	S	4 3 1	0.0 0.0	0	0	0	0	0	0	0	0		
Oct 30	@Det	W	S	5 5 0	0.0 0.0	0	0	0	0	0	0	0	0		
Nov 6	@Chi	W	S	7 4 3	0.0 0.0	0	0	0	0	0	0	0	0		
Nov 13	Cle	W	S	7 4 3	0.0 0.0	0	1	0	0	0	1	0	0		
Nov 27	Hou	W	S	4 3 1	1.0 7.0	1	0	0	0	0	0	1	0		
Dec 4	@SF	L	S	11 6 5	5.0 5.0	2	1	0	0	0	0	0	0		
Dec 11	@LAC	L	S	11 6 5	1.0 1.0	1	2	0	0	0	0	0	0		
Dec 17	@Buf	L	S	6 4 2	0.0 0.0	0	0	0	0	0	0	0	0		
Dec 25	GB	L	S	3 3 0	0.0 0.0	0	0	0	0	0	0	0	0		
Jan 1	@NE	L	S	5 3 2	0.0 0.0	0	0	0	0	0	1	0	0		
Jan 8	NYJ	W	S	3 2 1	0.0 0.0	2	0	0	0	0	0	0	0		
<b>Totals</b>			<b>9-8</b>	<b>17/17</b>	<b>100 66 34</b>	<b>4.0 19.5</b>	<b>11</b>	<b>6</b>	<b>0</b>	<b>0</b>	<b>4</b>	<b>1</b>	<b>0</b>	<b>0</b>	<b>0</b>

## Playoffs

Jan 15	@Buf	L	S	7 4 3	1.0 7.0	3	1	0	0	0	0	0	0		
<b>Totals</b>			<b>0-1</b>	<b>1/1</b>	<b>7 4 3</b>	<b>1.0 7.0</b>	<b>3</b>	<b>1</b>	<b>0</b>	<b>0</b>	<b>0</b>	<b>0</b>	<b>0</b>	<b>0</b>	<b>0</b>

## 2023 Miami Dolphins

Date	Opp	W/L	P/S	Tot Solo Asst	Sk - Yds	QBP	TFL	Int - Yds	-TD	PD	FF	FR - Yds	SpT
Sept 10	@LAC	W	S	7 4 3	0.0 0.0	0	0	0	0	0	0	0	0
Sept 17	@NE	W	S	6 3 3	0.0 0.0	0	0	0	0	0	0	0	0
Sept 24	Den	W	S	3 1 2	0.0 0.0	3	0	0	0	0	0	0	0
Oct 1	@Buf	L	S	5 5 0	0.0 0.0	1	0	0	0	0	0	0	0
Oct 8	NYG	W	S	8 4 4	1.5 0.0	2	0	0	0	0	0	0	0
Oct 15	Car	W	S	5 4 1	0.0 0.0	0	0	0	0	0	0	0	0
Oct 22	@Phi	L	S	11 6 5	0.0 0.0	0	1	1	22	1	1	0	0
Oct 29	NE	W	S	5 3 2	0.0 0.0	1	0	0	0	0	0	0	0
Nov 5	@KC	L	S	2 2 0	0.0 0.0	0	0	0	0	0	0	0	0
Nov 19	LV	W	S	7 6 1	0.0 0.0	1	0	0	0	0	0	0	0
Nov 24	@NYJ	W	S	6 6 0	0.0 0.0	0	1	1	1	0	2	0	0
Dec 3	@Was	W	S	4 3 1	0.0 0.0	0	0	0	0	0	0	0	0
Dec 11	Ten	L	IR										
Dec 17	NYJ	W	IR										
Dec 24	Dal	W	IR										
Dec 31	@Bal	L	IR										
Jan 7	Buf	L	p	9 4 5	0.0 0.0	1	0</						

## JEROME BAKER'S NFL STATISTICS

REGULAR SEASON		TACKLES									INTERCEPTIONS					FUMBLES			
Year	Team	GP	GS	Tot	Solo	Asst	Sk	Yds	QBP	TFL	No	Yds	Lg	TD	PD	FF	FR	Yds	SpT
2018	Miami	16	11	76	56	20	3.0	28.0	4	4	1	25	25t	1	3	0	0	0	3
2019	Miami	16	15	124	74	50	1.5	13.0	12	3	1	34	34	0	4	2	0	0	2
2020	Miami	16	11	111	69	42	7.0	69.5	14	7	0	0	0	0	3	2	0	0	1
2021	Miami	16	16	92	62	30	5.5	52.0	25	9	1	0	0	0	4	1	0	0	0
2022	Miami	17	17	100	66	34	4.0	19.5	11	6	0	0	0	0	4	1	0	0	0
2023	Miami	13	12	78	51	27	1.5	0.0	9	2	2	23	22t	1	3	0	0	0	0
2024	Seattle	5	5	37	21	16	1.0	0.0	4	2	0	0	0	0	2	1	1	0	0
2024	Tennessee	4	3	23	12	11	1.0	0.0	2	0	0	0	0	0	1	0	0	0	0
<b>NFL Totals</b>		<b>103</b>	<b>90</b>	<b>641</b>	<b>411</b>	<b>230</b>	<b>24.5</b>	<b>182.0</b>	<b>81</b>	<b>33</b>	<b>5</b>	<b>82</b>	<b>34</b>	<b>2</b>	<b>24</b>	<b>7</b>	<b>1</b>	<b>0</b>	<b>6</b>

PLAYOFFS		TACKLES									INTERCEPTIONS					FUMBLES			
Year	Team	GP	GS	Tot	Solo	Asst	Sk	Yds	QBP	TFL	No	Yds	Lg	TD	PD	FF	FR	Yds	SpT
2022	Miami	1	1	7	4	3	1.0	7.0	3	1	0	0	0	0	0	0	0	0	0
<b>NFL Totals</b>		<b>1</b>	<b>1</b>	<b>7</b>	<b>4</b>	<b>3</b>	<b>1.0</b>	<b>7.0</b>	<b>3</b>	<b>1</b>	<b>0</b>	<b>0</b>	<b>0</b>	<b>0</b>	<b>0</b>	<b>0</b>	<b>0</b>	<b>0</b>	<b>0</b>

### Single-Game Highs

Tackles - 16 at New England (9/13/20)  
 Sacks - 2.5 vs. Kansas City (12/13/20)  
 Tackle For Loss - 2 (Eight times, last at L.A. Chargers 12/11/22)  
 Interceptions - 1 (Five times, last at N.Y. Jets 11/24/23)  
 Quarterback Pressures - 3 (Six times, last vs. Denver 9/24/23)  
 Passes Defensed - 2 (Twice, last at N.Y. Jets 11/24/23)  
 Forced Fumbles - 1 (Seven times, last vs. N.Y. Giants 10/6/24)

### Additional Statistics

Touchdowns - 2 (25-yard interception return vs. N.Y. Jets, 11/4/18; 22-yard interception return at Philadelphia, 10/22/23)  
 Punt Returns - 1 for 0 yards (2018)

### Playoff Single-Game Highs

Tackles - 7 at Buffalo (1/15/23)  
 Sacks - 1 at Buffalo (1/15/23)  
 Tackles For Loss - 1 at Buffalo (1/15/23)  
 Quarterback Pressures - 3 at Buffalo (1/15/23)



# 83 TYLER BOYD

WIDE RECEIVER • 6'2" • 203 LBS

COLLEGE: PITTSBURGH • ACQUIRED: FREE AGENT - 2024

NFL EXPERIENCE (NFL/TITANS): 9/1 • HOMETOWN: CLAIRTON, PA.

GAMES PLAYED/GAMES STARTED: 136/85 (PLAYOFFS: 7/6)



**PRO:** The Titans signed Tyler Boyd as a free agent in the 2024 offseason. The 6-foot-2-inch, 203-pounder joins an experienced wide receiver room where he will add a proven track record of producing in the slot. The University of Pittsburgh product spent his first eight NFL seasons with the Cincinnati Bengals where he appeared in 120 games with 77 starts and recorded 513 receptions for 6,000 yards and 31 touchdowns.

#### CAREER HIGHLIGHTS:

- Boyd had four touchdown catches of 50 or more yards from 2021 to 2023, tied for the third most in the NFL in that span.
- Boyd tallied back-to-back 1,000 yard receiving seasons in 2018 (1,028) and 2019 (1,046).

#### TITANS TIDBITS:

- During the 2017 season, Boyd caught a 49-yard touchdown from quarterback Andy Dalton against the Ravens on a fourth-and-12 with 44 seconds left in the game that gave Bengals the lead and the eventual win; the victory vaulted Buffalo to a playoff berth, prompting Bills fans to donate more than an estimated \$100,000 to Boyd's charity of choice, the Western Pennsylvania Youth Athletic Association, which his mom used to convert to a year-round, multi-sport organization.

#### CAREER TRANSACTIONS:

- The Clairton, Pa., native was selected by the Cincinnati Bengals in the second round (55th overall) of the 2016 NFL Draft.
- Signed by the Titans as a free agent on May 14, 2024.

#### SEASON RECAPS:

**2024 (16/8 - Tennessee):** Ranks fourth on the team with 39 receptions and 390 receiving yards. Has led or tied for the team lead in receptions three times in 2024 (at MIA, at BUF, at HST). Has tied for the team lead in receiving yards once in 2024 (at MIA).

- At Chicago (9/8), made his Titans debut as a starter at wide receiver and caught three passes for 18 yards. Extended the Titans' second touchdown drive with a three-yard catch on fourth-and-three in the second quarter.
- Against N.Y. Jets (9/15), started at wide receiver and hauled in two receptions for 26 yards.
- Against Green Bay (9/22), played as a reserve at wide receiver and snared three receptions for 33 yards. Extended the Titans' opening touchdown drive with a 20-yard grab on third-and-nine in the opening stanza.
- At Miami (9/30), started at wide receiver and tied for the team lead with two receptions and 31 receiving yards. Set up Nick Folk's field goal before halftime with a 27-yard grab over the middle with one second remaining in the first half.
- Against Indianapolis (10/13), started at wide receiver and caught three passes for 19 yards.
- At Buffalo (10/20), played as a reserve at wide receiver and led the team with five receptions for 43 yards. Extended the Titans' opening scoring drive a 12-yard grab on third-and-10 in the opening stanza.
- At Detroit (10/27), saw action as a reserve at wide receiver and hauled in three passes for 14 yards.
- Against New England (11/3), played as a reserve at wide receiver and carried the ball once for three yards. Kept the Titans' second scoring drive alive with a three-yard run on a third-and-two screen play in the third quarter.
- At L.A. Chargers (11/10), started at wide receiver.

- Against Minnesota (11/17), started at wide receiver and collected two receptions for 34 yards.
- At Houston (11/24), started at wide receiver and led the team with six receptions for 55 yards. Converted a third-and-eight with a 13-yard catch during a scoring drive in the third quarter.
- At Washington (12/1), started at wide receiver and registered three catches for 37 yards. Kept the Titans' second scoring drive alive with a 16-yard grab on third-and-seven in the third quarter.
- Against Jacksonville (12/8), played as a reserve at wide receiver and snared a seven-yard reception. Kept the Titans' second scoring drive alive with a seven-yard catch on third-and-six in the third quarter.
- Against Cincinnati (12/15), saw action as a reserve at wide receiver and grabbed two receptions for 39 yards against his former team. Kept the Titans' second touchdown alive with a 30-yard reception on third-and-nine in the opening stanza.
- At Indianapolis (12/22), played as a reserve at wide receiver and posted two receptions for 20 yards. Extended the Titans' initial touchdown drive with a 14-yard grab on third-and-one in the opening quarter.
- At Jacksonville (12/29), saw action as a reserve at wide receiver and notched two receptions for 14 yards.

**2023 (17/13 - Cincinnati):** Played in all 17 games with 13 starts and recorded 67 receptions for 667 yards and two touchdowns.

- Against Seattle (10/5), notched seven receptions for 38 yards and one touchdown.
- Against Buffalo (11/5), caught three passes for 56 yards, including 32-yard reception on Bengals' final drive to help seal the victory.
- Against Houston (11/12), recorded a season-high 117 receiving yards on eight catches, including 64-yarder late in fourth quarter to set up game-tying field goal.
- At Jacksonville (12/4), had five receptions for 37 yards to surpass 500 career receptions.
- Against Minnesota (12/16), had two grabs for 53 yards, including a 44-yarder on third down in overtime to set up game-winning field goal.

**2022 (16/14, 3/3 - Cincinnati):** Played in all 16 games with 14 starts during the regular season and tallied 58 receptions for 762 yards and five touchdowns. Started all three postseason contests and had six receptions for 89 yards.

- At Pittsburgh (9/11), tallied four receptions for 33 yards and a touchdown in the season opener.
- At N.Y. Jets (9/25), had four receptions for 105 yards, including a 56-yard touchdown.
- Against Atlanta (10/23), logged a season-high eight receptions for a career-high 155 yards, with a 60-yard touchdown.
- At Kansas City (1/29), had two receptions for 40 yards in the AFC Championship Game.

**2021 (16/10, 4/3 - Cincinnati):** Played in 16 games with 10 starts during the regular season and posted 67 catches for 828 yards and five touchdowns. Did not play in the season finale at Cleveland. Played in all four postseason games, starting three of them. Had 15 receptions for 110 yards and a touchdown.

- At Pittsburgh (9/26), had four receptions for 36 yards and one touchdown.
- Against Jacksonville (9/30), had nine receptions for 118 yards.
- At Denver (12/19), had five receptions for 96 yards and one touchdown.
- Against Baltimore (12/26), tallied three receptions for 85 yards, including a 68-yard catch-and-run touchdown.
- Against Kansas City (1/2), had four receptions and a touchdown to mark

the third straight week in which he found the end zone.

- Against Las Vegas (1/15), recorded four receptions for 26 yards and a touchdown in the Wild Card game to extend his streak to four consecutive games in which he played with a touchdown.
- Against L.A. Rams (2/13), started Super Bowl LVI and had five catches for 48 yards.

**2020 (15/8 - Cincinnati):** Played in 15 games with eight starts and tallied 79 receptions for 841 yards and four touchdowns. Also rushed five times for 49 yards and completed one of his two pass attempts for 16 yards. Was inactive for one game.

- At Philadelphia (9/27), had 10 receptions for a season-high 125 yards.
- Against Cleveland (10/25), tied career high with 11 catches for 101 yards and one touchdown. Also completed one pass for 16 yards.
- At Miami (12/6), caught a career-long 72-yard touchdown.

**2019 (16/15 - Cincinnati):** Played in 16 games with 15 starts. Led team and had career highs in both receptions (90) and receiving yards (1,046). Had five touchdowns. Became just the sixth Bengal ever to eclipse 1,000 receiving yards in back-to-back seasons.

- Against San Francisco (9/15), caught 10 passes for 122 receiving yards, including a 47-yarder on the first play of second drive to help set up a touchdown.
- Against Arizona (10/6), had 123 yards on 10 catches, including game-tying 42-yard touchdown with 2:08 left.
- Against Pittsburgh (11/24), had five catches for 101 yards and a touchdown. Grabbed a 47-yard deep pass from Ryan Finley to set up his own 15-yard touchdown grab late in the second quarter.
- At Miami (12/29), caught nine passes for season-high 128 yards and two touchdowns. Both touchdowns came in the second half and helped Cincinnati overcome a 23-point fourth-quarter deficit to force overtime.

**2018 (14/14 - Cincinnati):** Started 14 games at wide receiver and led the team in catches (76) and receiving yards (1,028) while tying for the team lead in touchdowns with seven. Tallied three 100-yard games. Suffered a knee injury and was inactive for one game before being placed on injured reserve for the rest of the season.

- At Carolina (9/23), had six catches for 132 yards and one touchdown. It was the first 100-yard game of his career.
- At Atlanta (9/30), had season-high 11 catches, including two fourth-down conversions on Bengals' final drive to set up the game-winning touchdown.
- Against Pittsburgh (10/14), recorded seven receptions for 62 yards and his first multi-touchdown performance of his career.
- Against Tampa Bay (10/28), logged a season-high 138 yards on nine receptions.

**2017 (10/1 - Cincinnati):** Played in 10 games with one start. Had 22 receptions for 225 yards and two touchdowns. Was inactive for six games, including four due to injury.

- Against Cleveland (11/26), had two receptions for 17 yards and a touchdown.
- At Baltimore (12/31), had season highs in catches (five) and receiving yards (91), with one touchdown. His touchdown against the Ravens was a 49-yarder on a fourth-and-12 from Andy Dalton with 44 seconds left that gave Bengals the lead and the eventual win.

**2016 (16/2 - Cincinnati):** Played in all 16 games as a rookie and had 54 catches for 603 yards and one touchdown. His 22 third-down receptions were the most among NFL rookies. Made his NFL debut at N.Y. Jets (9/11). Made his first NFL start against Philadelphia (12/4). Posted his first career touchdown against Buffalo (11/20).

- At N.Y. Jets (9/11), made his NFL debut and had two receptions for 24 yards.
- At New England (10/16), had a then career-high 79 receiving yards on four receptions.
- Against Buffalo (11/20), led the team with six receptions for 54 yards and his first career touchdown, which came on a one-yard catch on third down.

#### COLLEGE:

- Played in 38 games with 33 starts over three seasons (2013-15) at Pittsburgh. Compiled 254 receptions for 3,361 yards and 21 touchdowns. Added 63 rushing attempts for 520 yards and one touchdown. Additionally

, returned 46 kickoffs for 1,124 yards and 27 punts for 238 yards. Finished his collegiate career as Pittsburgh's all-time leader in both receptions (254) and receiving yards (3,361) and finished second at Pitt in career all-purpose yards (5,243), trailing only the legendary Tony Dorsett (7,117 from 1973-76). Named All-ACC all three years.

- As a junior (2015), finished with 91 catches for 926 yards (10.2 avg.) and six touchdowns in 12 games. Also was Pitt's second-leading rusher with 349 yards on 40 carries (8.7 avg.). Named a first-team All-ACC wide receiver by the coaches and media for the second consecutive year and third-team All-America selection by Phil Steele. Boyd's 91 catches rank second on Pitt's single-season list, one shy of the school record held by all-time great Larry Fitzgerald (who had 92 in 2003). Boyd led the ACC and ranked seventh nationally with 7.6 receptions per game. Boyd compiled 13 career 100-yard receiving games, second at Pitt only to Larry Fitzgerald (who had 14 from 2002-03).
- As a sophomore (2014), finished the season with 78 catches for 1,261 yards (16.2 avg.) and eight touchdowns. Earned second-team All-America accolades from SI.com as an all-purpose player and was a third-team All-America pick by Phil Steele as a receiver. Named first team All-ACC as a receiver and second team All-ACC as a return specialist. Became the first player in ACC history to compile 1,000 receiving yards in both his freshman and sophomore seasons. Totaled six 100-yard receiving games on the year. Ranked second in the ACC and 17th nationally with an average of 97.0 receiving yards per game. Led the ACC and ranked 10th nationally with a 27.6-yard kickoff return average (16 for 442 yards). Ranked second in the ACC and 21st nationally with a 10.1-yard punt return average (16 for 162 yards).
- As a freshman (2013), was the nation's most productive freshman receiver, compiling 85 catches for 1,174 yards and seven touchdowns. Set Pittsburgh freshman records for receptions and yards, eclipsing marks held by Larry Fitzgerald. Had five 100-yard receiving games. Also set the Atlantic Coast Conference record for receptions as a freshman. Selected second-team All-ACC by the league's media.
- Majored in communications at Pittsburgh.

#### PERSONAL:

- Attended Clairton (Pa.) High School where he finished career ranking among the most productive performers in Western Pennsylvania annals. Played multiple positions including running back, wide receiver, quarterback, defensive back and punt returner.
- Set a career record for touchdowns (117) in the 10-county Western Pennsylvania Interscholastic Athletic League (WPIAL).
- Rushed for 2,584 yards and 43 touchdowns as a senior.
- Team went 63-1 in high school career, including 48-0 in his three years as a starter.
- Also lettered in basketball.
- Has a daughter named Taylen.
- Son of Tonya Payne and Brian Boyd.
- Follow Boyd on Instagram at @tylerboyd and on X at @boutdat\_23.
- Born Tyler Alexander Boyd on Nov. 15, 1994 in Clairton, Pa.

# TYLER BOYD'S GAME-BY-GAME

2016 Cincinnati Bengals					RECEIVING				
Date	Opp.	W/L	P/S	No	Yds	Avg	Lg	TD	
Sept 11	@ NYJ	W	p	2	24	12.0	14	0	
Sept 18	@ Pit	L	p	6	78	13.0	29	0	
Sept 25	Den	L	p	3	18	6.0	9	0	
Sept 29	Mia	W	p	1	10	10.0	10	0	
Oct 9	@ Dal	L	p	3	33	11.0	20	0	
Oct 16	@ NE	L	p	4	79	19.8	30	0	
Oct 23	Cle	W	p	1	3	3.0	3	0	
Oct 30	Was	T	p	5	38	7.6	9	0	
Nov 14	@ NYG	L	p	2	12	6.0	11	0	
Nov 20	Buf	L	p	6	54	9.0	13	1	
Nov 27	@ Bal	L	p	5	62	12.4	22	0	
Dec 4	Phi	W	S	4	66	16.5	29	0	
Dec 11	@ Cle	W	p	6	49	8.2	11	0	
Dec 18	Pit	L	p	2	13	6.5	8	0	
Dec 24	@ Hou	L	p	2	25	12.5	21	0	
Jan 1	Bal	W	S	2	39	19.5	26	0	
<b>Totals</b>		<b>6-9-1</b>	<b>16/2</b>	<b>54</b>	<b>603</b>	<b>11.2</b>	<b>30</b>	<b>1</b>	

2017 Cincinnati Bengals					RECEIVING				
Date	Opp.	W/L	P/S	No	Yds	Avg	Lg	TD	
Sept 10	Bal	L	P	1	11	11.0	11	0	
Sept 14	Hou	L	IA						
Sept 24	@ GB	L	S	1	11	11.0	11	0	
Oct 1	@ Cle	W	p	2	15	7.5	9	0	
Oct 8	Buf	W	p	2	6	3.0	5	0	
Oct 22	@ Pit	L	IA						
Oct 29	Ind	W	IA						
Nov 5	@ Jax	L	IA						
Nov 12	@ Ten	L	IA						
Nov 19	@ Den	W	p	1	5	5.0	5	0	
Nov 26	Cle	W	p	2	17	8.5	9	1	
Dec 4	Pit	L	p	2	15	7.5	12	0	
Dec 10	Chi	L	p	1	15	15.0	15	0	
Dec 24	Det	W	p	5	39	7.8	10	0	
Dec 31	@ Bal	W	p	5	91	18.2	49t	1	
<b>Totals</b>		<b>6-4</b>	<b>10/1</b>	<b>22</b>	<b>225</b>	<b>10.2</b>	<b>49t</b>	<b>2</b>	

2018 Cincinnati Bengals					RECEIVING				
Date	Opp.	W/L	P/S	No	Yds	Avg	Lg	TD	
Sept 9	@ Ind	W	S	3	26	8.7	17	0	
Sept 13	Bal	W	S	6	91	15.2	27	1	
Sept 23	@ Car	L	S	6	132	22.0	49	1	
Sept 30	@ Atl	W	S	11	100	9.1	13	0	
Oct 7	Mia	W	S	4	44	11.0	31	0	
Oct 14	Pit	L	S	7	62	8.9	16	2	
Oct 21	@ KC	L	S	3	27	9.0	13	0	
Oct 28	TB	W	S	9	138	15.3	28	1	
Nov 11	NO	L	S	3	65	21.7	36	0	
Nov 18	@ Bal	L	S	4	71	17.8	32	0	
Nov 25	Cle	L	S	7	85	12.1	28t	1	
Dec 2	Den	L	S	6	97	16.2	23	0	
Dec 9	@ LAC	L	S	3	52	17.3	20	0	
Dec 16	Oak	W	S	4	38	9.5	21	1	
Dec 23	@ Cle	L	IA						
Dec 30	@ Pit	L	IR						
<b>Totals</b>		<b>6-8</b>	<b>14/14</b>	<b>76</b>	<b>1028</b>	<b>13.5</b>	<b>49</b>	<b>7</b>	

2019 Cincinnati Bengals					RECEIVING				
Date	Opp.	W/L	P/S	No	Yds	Avg	Lg	TD	
Sept 8	@ Sea	L	S	8	60	7.5	14	0	
Sept 15	SF	L	S	10	122	12.2	47	0	
Sept 22	@ Buf	L	S	6	68	11.3	26	0	
Sept 30	@ Pit	L	S	3	33	11.0	15	0	
Oct 6	Ari	L	S	10	123	12.3	42t	1	
Oct 13	@ Bal	L	S	3	10	3.3	5	0	
Oct 20	Jax	L	S	5	55	11.0	19	0	
Oct 27	@ LAR	L	S	6	65	10.8	22	0	
Nov 10	Bal	L	S	6	62	10.3	24	0	
Nov 17	@ Oak	L	S	1	0	0.0	0	0	

Nov 24	Pit	L	S	5	101	20.2	47	1
Dec 1	NYJ	W	S	5	59	11.8	17t	1
Dec 8	@ Cle	L	S	5	75	15.0	21	0
Dec 15	NE	L	p	3	26	8.7	16	0
Dec 22	@ Mia	L	S	9	128	14.2	34t	2
Dec 29	Cle	W	S	5	59	11.8	22	0
<b>Totals</b>		<b>2-14</b>	<b>16/15</b>	<b>90</b>	<b>1046</b>	<b>11.6</b>	<b>47</b>	<b>5</b>

2020 Cincinnati Bengals					RECEIVING				
Date	Opp.	W/L	P/S	No	Yds	Avg	Lg	TD	
Sept 13	LAC	L	S	4	33	8.3	11	0	
Sept 17	@ Cle	L	S	7	72	10.3	17	1	
Sept 27	@ Phi	T	p	10	125	12.5	25	0	
Oct 4	Jax	W	S	7	90	12.9	20	0	
Oct 11	@ Bal	L	S	4	42	10.5	14	0	
Oct 18	@ Ind	L	S	5	54	10.8	23	0	
Oct 25	Cle	L	p	11	101	9.2	16	1	
Nov 1	Ten	W	p	6	67	11.2	18	1	
Nov 15	@ Pit	L	S	6	41	6.8	20	0	
Nov 22	@ Was	L	S	9	85	9.4	14	0	
Nov 29	NYG	L	S	3	15	5.0	9	0	
Dec 6	@ Mia	L	p	1	72	72.0	72t	1	
Dec 13	Dal	L	p	5	43	8.6	21	0	
Dec 21	Pit	W	p	0	0	-	-	0	
Dec 27	@ Hou	W	IA						
Jan 3	Bal	L	p	1	1	1.0	1	0	
<b>Totals</b>		<b>3-11-1</b>	<b>15/8</b>	<b>79</b>	<b>841</b>	<b>10.6</b>	<b>72t</b>	<b>4</b>	

2021 Cincinnati Bengals					RECEIVING				
Date	Opp.	W/L	P/S	No	Yds	Avg	Lg	TD	
Sept 12	Min	W	p	3	32	10.7	18	0	
Sept 19	@ Chi	L	S	7	73	10.4	22	0	
Sept 26	@ Pit	W	S	4	36	9.0	17t	1	
Sept 30	Jax	W	S	9	118	13.1	33	0	
Oct 10	GB	L	S	4	24	6.0	9	0	
Oct 17	@ Det	W	p	1	7	7.0	7	0	
Oct 24	@ Bal	W	S	4	39	9.8	25	0	
Oct 31	@ NYJ	L	S	5	69	13.8	21	1	
Nov 7	Cle	L	p	1	11	11.0	11	0	
Nov 21	@ LV	W	p	6	49	8.2	14	0	
Nov 28	Pit	W	p	2	13	6.5	9	0	
Dec 5	LAC	L	S	5	85	17.0	32	0	
Dec 12	SF	L	p	4	55	13.8	29	0	
Dec 19	@ Den	W	S	5	96	19.2	56t	1	
Dec 26	Bal	W	S	3	85	28.3	68t	1	
Jan 2	KC	W	S	4	36	9.0	17	1	
Jan 9	@ Cle	L	DNP						
<b>Totals</b>		<b>10-7</b>	<b>16/10</b>	<b>67</b>	<b>828</b>	<b>12.4</b>	<b>68t</b>	<b>5</b>	

Playoffs									
Date	Opp.	W/L	P/S	No	Yds	Avg	Lg	TD	
Jan 15	LV	W	S	4	26	6.5	10t	1	
Jan 22	@ Ten	W	S	2	17	8.5	10	0	
Jan 30	@ KC	W	p	4	19	4.8	9	0	
Feb 13	LAR	L	S	5	48	9.6	16	0	
<b>Totals</b>		<b>3-1</b>	<b>4/3</b>	<b>15</b>	<b>110</b>	<b>7.3</b>	<b>16</b>	<b>1</b>	

2022 Cincinnati Bengals					RECEIVING				
Date	Opp.	W/L	P/S	No	Yds	Avg	Lg	TD	
Sept 11	Pit	L	p	4	33	8.3	22	1	
Sept 18	@ Dal	L	p	2	17	8.5	16	0	
Sept 25	@ NYJ	W	S	4	105	26.3	56t	1	
Sept 29	Mia	W	S	2	47	23.5	43	0	
Oct 9	@ Bal	L	S	3	32	10.7	18	0	
Oct 16	@ NO	W	S	6	66	11.0	21	0	
Oct 23	Atl	W	S	8	155	19.4	60t	1	
Oct 31	@ Cle	L	S	3	38	12.7	14	1	
Nov 6	Car	W	S	5	44	8.8	15	0	
Nov 20	@ Pit	W	S	2	42	21.0	27	0	
Nov 27	@ Ten	W	S	2	16	8.0	9	0	
Dec 4	KC	W	S	4	60	15.0	19	0	
Dec 11	Cle	W	S	0	0	-	-	0	



## TYLER BOYD'S GAME-BY-GAME

Dec 18	@	TB	W	S	5	35	7.0	13	1
Dec 24	@	NE	W	S	3	21	7.0	10	0
Jan 2		Buf	CAN						
Jan 8		Bal	W	S	5	51	10.2	22	0
<b>Totals</b>			<b>12-4</b>	<b>16/14</b>	<b>58</b>	<b>762</b>	<b>13.1</b>	<b>60t</b>	<b>5</b>

### Playoffs

Jan 15		Bal	W	S	3	26	8.7	11	0
Jan 22	@	Buf	W	S	1	23	23.0	23	0
Jan 29	@	KC	L	S	2	40	20.0	24	0
<b>Totals</b>			<b>2-1</b>	<b>3/3</b>	<b>6</b>	<b>89</b>	<b>14.8</b>	<b>24</b>	<b>0</b>

### 2023 Cincinnati Bengals

					RECEIVING				
Date	Opp.	W/L	P/S	No	Yds	Avg	Lg	TD	
Sept 10	@	Cle	L	S	2	10	5.0	6	0
Sept 17		Bal	L	S	6	52	8.7	13	0
Sept 25		LAR	W	S	5	39	7.8	12	0
Oct 1	@	Ten	L	S	4	26	6.5	9	0
Oct 8	@	Ari	W	S	6	39	6.5	14	0
Oct 15		Sea	W	S	7	38	5.4	9	1
Oct 29	@	SF	W	S	3	40	13.3	22	1
Nov 5		Buf	W	S	3	56	18.7	32	0
Nov 12		Hou	L	S	8	117	14.6	64	0
Nov 16	@	Bal	L	S	3	22	7.3	13	0
Nov 26		Pit	L	p	3	23	7.7	10	0
Dec 4	@	Jax	W	S	5	37	7.4	10	0
Dec 10		Ind	W	p	2	23	11.5	17	0
Dec 16		Min	W	S	2	53	26.5	44	0

Dec 23	@	Pit	L	S	5	59	11.8	29	0
Dec 31	@	KC	L	p	2	29	14.5	23	0
Jan 7		Cle	W	p	1	4	4.0	4	0
<b>Totals</b>			<b>9-8</b>	<b>17/14</b>	<b>67</b>	<b>667</b>	<b>10.0</b>	<b>64</b>	<b>2</b>

### 2024 Tennessee Titans

					RECEIVING				
Date	Opp.	W/L	P/S	No	Yds	Avg	Lg	TD	
Sept 8	@	Chi	L	S	3	18	6.0	11	0
Sept 15		NYJ	L	S	2	26	13.0	17	0
Sept 22		GB	L	p	3	33	11.0	20	0
Sept 30	@	Mia	W	S	2	31	15.5	27	0
Oct 13		Ind	L	S	3	19	6.3	8	0
Oct 20	@	Buf	L	p	5	43	8.6	12	0
Oct 27	@	Det	L	p	3	14	4.7	5	0
Nov 3		NE	W	p	0	0	-	0	0
Nov 10	@	LAC	L	S	0	0	-	0	0
Nov 17		Min	L	S	2	34	17.0	30	0
Nov 24	@	Hou	W	S	6	55	9.2	0	0
Dec 1	@	Was	L	S	3	37	12.3	16	0
Dec 8		Jax	L	p	1	7	7.0	7	0
Dec 15		Cin	L	p	2	39	19.5	40	0
Dec 22	@	Ind	L	p	2	20	10.0	14	0
Dec 29	@	Jax	L	p	2	14	7.0	7	0
Jan 4/5		Hou							
<b>Totals</b>			<b>3-13</b>	<b>16/8</b>	<b>39</b>	<b>390</b>	<b>10.0</b>	<b>40</b>	<b>0</b>

## TYLER BOYD'S NFL STATISTICS

### REGULAR SEASON

Year	Team	GP	GS	RECEIVING					RUSHING				
				No	Yds	Avg	Lg	TD	Att	Yds	Avg	Lg	TD
2016	Cincinnati	16	2	54	603	11.2	30	1	4	58	14.5	39	0
2017	Cincinnati	10	1	22	225	10.2	49t	2	0	0	-	0	0
2018	Cincinnati	14	14	76	1,028	13.5	49	7	2	3	1.5	5	0
2019	Cincinnati	16	15	90	1,046	11.6	47	5	4	23	5.8	10	0
2020	Cincinnati	15	8	79	841	10.6	72t	4	5	49	9.8	25	0
2021	Cincinnati	16	10	67	828	12.4	68t	5	2	22	11.0	14	0
2022	Cincinnati	16	14	58	762	13.1	60t	5	0	0	0.0	0	0
2023	Cincinnati	17	13	67	667	10.0	64	2	2	11	5.5	6	0
2024	Tennessee	16	8	39	390	10.0	40	0	1	3	3.0	3	0
<b>NFL Totals</b>		<b>136</b>	<b>85</b>	<b>552</b>	<b>6,390</b>	<b>11.6</b>	<b>72t</b>	<b>31</b>	<b>20</b>	<b>169</b>	<b>8.5</b>	<b>39</b>	<b>0</b>

### PLAYOFFS

Year	Team	GP	GS	RECEIVING					RUSHING				
				No	Yds	Avg	Lg	TD	Att	Yds	Avg	Lg	TD
2021	Cincinnati	4	3	15	110	7.3	16	1	1	3	3.0	3	0
2022	Cincinnati	3	3	6	89	14.8	24	0	0	0	-	0	0
<b>NFL Totals</b>		<b>7</b>	<b>6</b>	<b>21</b>	<b>199</b>	<b>9.5</b>	<b>24</b>	<b>1</b>	<b>1</b>	<b>3</b>	<b>3.0</b>	<b>3</b>	<b>0</b>

### Single-Game Highs

Receptions - 11 (Twice, last vs. Cleveland 10/25/20)  
 Receiving Yards - 155 vs. Atlanta (10/23/22)  
 Long Reception - 72t at Miami (12/6/20)  
 Touchdowns - 2 (Twice, last at Miami 12/22/19)  
 Rushes - 2 (Twice, last vs. Tennessee 11/1/20)  
 Rushing Yards - 40 at Cleveland (12/11/16)  
 Longest Rush - 39 at Cleveland (12/11/16)

### Playoff Single-Game Highs

Receptions - 5 vs. L.A. Rams (2/13/22)  
 Receiving Yards - 48 vs. L.A. Rams (2/13/22)  
 Long Reception - 24 at Kansas City (1/29/23)  
 Touchdowns - 1 vs. Las Vegas (1/15/22)

### Additional Statistics

Misc. Tackles - 1 (2016), 1 (2017), 2 (2018), 3 (2019), 2 (2020),  
 1 (2021), 1 (2023), **1 (2024)**  
 Pass Attempts - 0 for 1 (2018); 1 for 2 (2020); 1 for 1 (2021), 1  
 for 1 (2022), 0 for 1 (2023); **0 for 1 (2024)**  
 Fumble Recoveries - 1 (2018), 1 (2021)

# 67 CHANDLER BREWER

OFFENSIVE LINEMAN • 6'6" • 320 LBS

COLLEGE: MIDDLE TENNESSEE STATE • ACQUIRED: FREE AGENT - 2024

NFL EXPERIENCE (NFL/TITANS): 3/1 • HOMETOWN: FLORENCE, ALA.

GAMES PLAYED/GAMES STARTED: 15/4 (PLAYOFFS: 0/0)



**PRO:** The Titans signed Chandler Brewer to the practice squad in the middle of the 2024 season to add depth and versatility to the offensive line room. The 6-foot-6-inch, 320-pounder originally entered the NFL as a rookie free agent with the Los Angeles Rams. Prior to his arrival with the Titans, the Middle Tennessee State product appeared in 14 games with four starts over five seasons.

## CAREER HIGHLIGHTS:

- In 2022, Brewer saw action in six games and made the first four starts of his NFL career with the L.A. Rams.
- Brewer spent the 2021 season on the Super Bowl Champion Rams' practice squad.

## TITANS TIDBITS:

- Prior to Brewer's senior year of college, he was diagnosed with Non Hodgkin's Lymphoma. Despite the diagnosis, he continued to play throughout his senior season. He began undergoing radiation treatments five days a week for six weeks, in addition to practicing, playing in games and attending classes. He hit five-years of remission this year.
- Brewer started all 14 games his senior season at Middle Tennessee State and earned first-team All-Conference USA honors.

## CAREER TRANSACTIONS:

- The Florence, Ala., native was originally signed by the Los Angeles Rams as a rookie free agent on April 29, 2019.
- Released by the Rams on Aug. 31, 2019 and signed to the team's practice squad a day later.
- Signed by the Rams to the active roster from the practice squad on Nov. 13, 2019.
- Placed on reserve and opted out of the 2020 season due to COVID-19.
- Reinstated on Feb. 10, 2021.
- Released by the Rams on Aug. 31, 2021 and signed to the team's practice squad a day later.
- Signed by the Rams to a futures contract on Feb. 15, 2022.
- Released by the Rams on Aug. 30, 2022 and signed to the team's practice squad a day later.
- Activated from the practice squad to the active roster standard elevation on Oct. 3, 2022.
- Activated from the practice squad to the active roster standard elevation on Oct. 15, 2022.
- Activated from the practice squad to the active roster standard elevation on Oct. 29, 2022.
- Signed by the Rams to the active roster from the practice squad on Nov. 5, 2022.
- Signed by the Jacksonville Jaguars as an unrestricted free agent on April 5, 2023.
- Released by the Jaguars on Aug. 29, 2023 and signed to the team's practice squad a day later.
- Signed by the Jaguars to the active roster from the practice squad on Nov. 27, 2023.
- Released by the Jaguars on Dec. 30, 2023 and signed to the team's practice squad three days later.
- Signed by the Jaguars to a future's contract on Jan. 9, 2024.
- Released by the Jaguars on July 16, 2024.
- Signed by the New Orleans Saints as a free agent on July 27, 2024.
- Released by the Saints on Aug. 28, 2024.
- Signed by the Titans to the team's practice squad on Nov. 12, 2024.

- Activated from the practice squad to the active roster standard elevation on Dec. 28, 2024.

## SEASON RECAPS:

**2024 (1/0 - Tennessee):** Has spent six games on the team's practice squad.

- At Jacksonville (12/29), made his Titans debut as a reserve on special teams.

**2023 (1/0 - Jacksonville):** Appeared in one game as a reserve with the Jaguars. Was inactive for three contests. Spent 12 games on the Jaguars' practice squad.

- At Cleveland (12/10), saw action on special teams.

**2022 (6/4 - L.A. Rams):** Saw action in six games with four starts at right guard. Spent the first six weeks of the season on the practice squad and was elevated for three games. Did not play in one game. Spent six weeks on injured reserve.

- At Tampa Bay (11/6), started at right guard.
- Against Arizona (11/13), started at right guard.
- At L.A. Chargers (1/1), started at right guard in his first game back after six weeks on injured reserve. Helped block for Cam Akers who gained 123 yards on the ground.
- At Seattle (1/8), started at right guard and helped block for an offensive unit that gained 293 yards.

**2021 (0/0 - L.A. Rams):** Spent the entire season on the Rams' practice squad.

**2020 (0/0 - L.A. Rams):** Opted out of the season due to COVID-19.

**2019 (7/0 - L.A. Rams):** Saw action in seven games as a reserve. Spent the first nine weeks of the season on the practice squad.

- Against Chicago (11/17), made his NFL debut on special teams.
- At Arizona (12/1), saw his first offensive snaps at left tackle. Helped block for a unit that gained 559 yards of offense.
- At San Francisco (12/21) saw action as a reserve at right tackle. Was part of an offensive line that did not give up a sack and allowed for Jared Goff to throw for 323 yards.

## COLLEGE:

- Played four seasons at Middle Tennessee State (2015-18) and appeared in 52 games.
- As a senior (2018), started all 14 games and was named first team All-Conference-USA. Allowed just two sacks over 450 pass attempts by the Blue Raider offense.
- As a junior (2017), started 12 games at right guard. Named a team captain. Received honorable mention All-Conference-USA.
- As a sophomore (2016), started all 13 games and was a member of an offensive line that had the most pass attempts Conference-USA and the fewest sacks allowed. Was an integral part of an offense that produced a 1,000-yard rusher, a 1,000-yard receiver and set single-season records in points, touchdowns and total yards.
- As a true freshman (2015), played in 13 games with 11 starts (seven at guard, four at tackle). Named to the All-Conference-USA freshman team. Contributed to a Blue Raiders offense setting single-season records in total offense, scoring and passing yards while helping produce the first 4,000-yard passer and two 1,000-yard receivers in the same season for

the first time in school history.

- Majored in agriculture business.

**PERSONAL:**

- Helped lead Florence (Ala.) High School to an 11-3 record and a spot in the semifinals of the state championship his senior year.
- Earned second-team all-state honors by the ASWA.
- Son of Darrell and Sue Anne Brewer.
- Married to Bailey.
- Follow Brewer on Instagram at @big\_brew73.
- Born Chandler Brewer on June 12, 1997 in Florence, Ala.
- Follow Brewer on Instagram at @big\_brew73.

## CHANDLER BREWER'S NFL STATISTICS

### REGULAR SEASON

Year	Team	GP	GS
2019	L.A. Rams	7	0
2020	L.A. Rams	COVID-19 Opt Out	
2021	L.A. Rams	Pract. Squad	
2022	L.A. Rams	6	4
2023	Jacksonville	1	0
2024	Tennessee	1	0
<b>NFL Totals</b>		<b>15</b>	<b>4</b>

### Starts Breakdown:

2022 - RG - 4



# 30 KENDELL BROOKS

DEFENSIVE BACK • 6'0" • 206 LBS

COLLEGE: MICHIGAN STATE • ACQUIRED: FREE AGENT - 2024

NFL EXPERIENCE (NFL/TITANS): 1/1 • HOMETOWN: SWANSEA, S.C.

GAMES PLAYED/GAMES STARTED: 4/0 (PLAYOFFS: 0/0)



**PRO:** The Titans signed Kendall Brooks to the team's practice squad early in the 2024 season to add depth on special teams and in the secondary. Prior to joining the Titans, the 6-foot, 206-pounder spent the offseason with the Indianapolis Colts and had a brief week-stint with the Washington Commanders. The Swansea, S.C., native was originally signed as an undrafted free agent by the Arizona Cardinals following the 2023 NFL Draft and spent the offseason program with the team.

#### TITANS TIDBITS:

- Since being signed to the Titans, Brooks has been heavily involved in the community by attending weekly school visits.

#### CAREER TRANSACTIONS:

- The Swansea, S.C., native was originally signed by the Arizona Cardinals as a rookie free agent on May 1, 2023.
- Released by the Cardinals on Aug. 29, 2023.
- Signed by the Indianapolis Colts to a future's contract on Jan. 9, 2024.
- Released by the Colts on Aug. 14, 2024.
- Signed by the Washington Commanders as a free agent on Aug. 20, 2024.
- Released by the Commanders on Aug. 27, 2024.
- Signed by the Titans to the team's practice squad on Sept. 2, 2024.
- Signed by the Titans to the active roster from the practice squad on Dec. 7, 2024.

#### SEASON RECAPS:

**2024 (4/0 - Tennessee):** Has tied for the team lead in special teams tackles once in 2024 (vs. CIN). Made his NFL debut against Jacksonville (12/8/24). Spent the first 14 weeks of the season on the team's practice squad.

- Against Jacksonville (12/8), played as a reserve on special teams in his first career NFL contest.
- Against Cincinnati (12/15), tied for the team lead with a special teams tackle on coverage units.
- At Indianapolis (12/22), saw action as a reserve on special teams.
- At Jacksonville (12/29), played as a reserve on special teams.

#### COLLEGE:

- Appeared in 24 games over two seasons at Michigan State (2021-22) and collected 105 tackles, four passes defended, 3.5 tackles for loss and three forced fumbles. Transferred to Michigan State after playing two seasons at North Greenville (2018-19).
- As a senior (2022), played in 11 games with 10 starts at Michigan State and set a career-high with 100 tackles, the second-most on the team and tied for fifth in the Big Ten.
- As a junior (2021), played in all 13 games for the Spartans primarily on

special teams and had nine tackles and one pass defended.

- As a redshirt sophomore (2020), did not play due to the COVID-19 pandemic.
- As a sophomore (2019), played in 10 games with nine starts at North Greenville and had 56 tackles, two passes defended and one tackle for loss.
- As a freshman (2018), appeared in nine games with one start at North Greenville and totaled 22 tackles, a tackle for loss and a forced fumble.
- Graduated from Michigan State with a degree in Human Resources and Labor Relations in December 2022.

#### PERSONAL:

- Earned All-State and All-Midlands team honors at Swansea (S.C.) High School.
- Selected to the North-South All-Star game as a senior.
- Follow Brooks on Instagram at @k\_b.\_\_\_\_ and on X at @4thQtrKB.
- Son of Kenneth Brooks and Stephanie Barnes.
- Born Stefan Brooks on March 3, 2000 in Swansea, S.C.

## KENDELL BROOKS' TITANS GAME-BY-GAME

### 2024 Tennessee Titans

Date	Opp	W/L	P/S	Tot Solo	Asst	Sk	- Yds	QBP	TFL	Int- Yds	-TD	PD	FF	FR- Yds	SpT
Sept 8	@ Chi	L	PS												
Sept 15	NYJ	L	PS												
Sept 22	GB	L	PS												
Sept 30	@ Mia	W	PS												
Oct 13	Ind	L	PS												
Oct 20	@ Buf	L	PS												
Oct 27	@ Det	L	PS												
Nov 3	NE	W	PS												
Nov 10	@ LAC	L	PS												
Nov 17	Min	L	PS												
Nov 24	@ Hou	W	PS												

Date	Opp	W/L	P/S	Tot Solo	Asst	Sk	- Yds	QBP	TFL	Int- Yds	-TD	PD	FF	FR- Yds	SpT
Dec 1	@ Was	L	PS												
Dec 8	Jax	L	p	0	0	0	0.0	0.0	0	0	0	0	0	0	0
Dec 15	Cin	L	p	0	0	0	0.0	0.0	0	0	0	0	0	0	1
Dec 22	@ Ind	L	p	0	0	0	0.0	0.0	0	0	0	0	0	0	0
Dec 29	@ Jax	L	p	0	0	0	0.0	0.0	0	0	0	0	0	0	0
Jan 4/5	Hou														
<b>Totals</b>				<b>3-13</b>	<b>4/0</b>	<b>0</b>	<b>0</b>	<b>0</b>	<b>0</b>	<b>0</b>	<b>0</b>	<b>0</b>	<b>0</b>	<b>0</b>	<b>1</b>

## KENDELL BROOKS' NFL STATISTICS

REGULAR SEASON		TACKLES									INTERCEPTIONS					FUMBLES			
Year	Team	GP	GS	Tot	Solo	Asst	Sk	Yds	QBP	TFL	No	Yds	Lg	TD	PD	FF	FR	Yds	SpT
2024	Tennessee	4	0	0	0	0	0.0	0.0	0	0	0	0	0	0	0	0	0	0	1
<b>NFL Totals</b>		<b>4</b>	<b>0</b>	<b>0</b>	<b>0</b>	<b>0</b>	<b>0.0</b>	<b>0.0</b>	<b>0</b>	<b>0</b>	<b>0</b>	<b>0</b>	<b>0</b>	<b>0</b>	<b>0</b>	<b>0</b>	<b>0</b>	<b>0</b>	<b>1</b>

### Single-Game Highs

Tackles -

Special Teams Tackles - **1 vs. Cincinnati (12/15/24)**



# 44 MIKE BROWN

SAFETY • 6'1" • 218 LBS

COLLEGE: MIAMI (OHIO) • ACQUIRED: FREE AGENT - 2022

NFL EXPERIENCE (NFL/TITANS): 2/2 • HOMETOWN: GRAND RAPIDS, MICH.

GAMES PLAYED/GAMES STARTED: 28/4 (PLAYOFFS: 0/0)



**PRO:** The Titans signed Mike Brown from the Cleveland Browns' practice squad late in the 2022 season to add depth on special teams coverage units and in the secondary. Prior to joining the Titans, the 6-foot-1-inch, 218-pounder played in three games as a rookie with the Browns. In 2023, his first full season with the Titans, Brown appeared in nine contests with one start. The Grand Rapids, Mich., native was originally signed as an undrafted free agent by the Minnesota Vikings following the 2022 NFL Draft and also spent time with the Green Bay Packers during his rookie campaign.

#### TITANS TIDBITS:

- His best friend and teammate at Grand Rapids Central Catholic (Mich.) High School, offensive lineman Jalen Mayfield, was selected by the Atlanta Falcons in the third round of the 2021 NFL Draft.
- He chose No. 3 for his college jersey to represent him, his brother and his mother.

#### CAREER TRANSACTIONS:

- The Grand Rapids, Mich., native was originally signed by the Minnesota Vikings as a rookie free agent on May 1, 2022.
- Released by the Vikings on Aug. 30, 2022.
- Signed by the Green Bay Packers to their practice squad on Sept. 14, 2022.
- Released by the Packers from their practice squad on Sept. 22, 2022.
- Signed by the Minnesota Vikings to their practice squad on Oct. 5, 2022.
- Released by the Vikings from their practice squad on Oct. 18, 2022.
- Signed by the Cleveland Browns to their practice squad on Oct. 25, 2022.
- Activated from the practice squad to the Browns active roster standard elevation on Nov. 19, 2022.
- Activated from the practice squad to the Browns active roster standard elevation on Dec. 3, 2022.
- Activated from the practice squad to the Browns active roster standard elevation on Dec. 10, 2022.
- Signed by the Titans to the team's active roster off of the Browns' practice squad on Jan. 2, 2023.

#### SEASON RECAPS:

**2024 (16/3 - Tennessee):** Ranks second on the team with 11 special teams tackles. Has led or tied for the team lead in special teams tackles five times in 2024 (vs. NYJ, vs. IND, vs. MIN, vs. CIN, at JAX).

- At Chicago (9/8), saw action as a reserve on special teams and posted a tackle on coverage units.
- Against N.Y. Jets (9/15), tied for the team lead with a career-best two special teams tackles.
- Against Green Bay (9/22), saw action as a reserve on special teams.
- At Miami (9/30), played as a reserve on special teams.
- Against Indianapolis (10/13), led the team with two special teams tackles on coverage units.
- At Buffalo (10/20), played as a reserve at safety and recorded a tackle. Notched a special teams tackle on coverage units.
- At Detroit (10/27), collected a special teams tackle on coverage units.
- Against New England (11/3), saw significant action as a reserve at safety after Quandre Diggs left the game in the second quarter with an injury and totaled a then career-high seven tackles, a pass defended and a quarterback pressure. Broke up a deep pass intended for Hunter Henry along the sideline in the extra session.
- At L.A. Chargers (11/10), started at safety and finished second on the

squad with a career-high eight tackles.

- Against Minnesota (11/17), started at safety and tallied two tackles. Tied for the team lead with a special teams stop on coverage units.
- At Houston (11/24), started at safety and notched five tackles.
- At Washington (12/1), played as a reserve at safety and recorded two tackles.
- Against Jacksonville (12/8), saw action as a reserve on special teams.
- Against Cincinnati (12/15), tied for the team lead with a special teams tackle on coverage units.
- At Indianapolis (12/22), played as a reserve at safety and collected two tackles. Registered a special teams stop on coverage units.
- At Jacksonville (12/29), saw significant action as a reserve at safety and totaled seven tackles. Tied for the team lead with a special teams stop on coverage units.

**2023 (9/1 - Tennessee):** Played in a career-high nine games with a start at safety and collected seven tackles, a quarterback pressure and a pass defended. Placed on injured reserve on Sept. 26 and missed six games before being designated to return on Nov. 18. Was inactive for two contests. Made his first career NFL start against Seattle (12/24/23).

- Against L.A. Chargers (9/17), played as a reserve at safety and collected a pass defended. Halted a Chargers' drive by defending a pass intended for Keenan Allen on third-and-seven in the fourth quarter.
- At Jacksonville (11/19), returned to the lineup as a reserve at safety and recorded a career-best two tackles.
- Against Seattle (12/24), made his first career NFL start at safety and produced a career-best four tackles with a quarterback pressure. Stuffed Kenneth Walker III for no gain on a rush off right tackle in the third quarter.

**2022 (3/0 - Cleveland; 0/0 - Tennessee):** Signed by the Titans from the Cleveland Browns' practice squad prior to the regular season finale. Was inactive in his only contest as a member of the Titans. Saw action as a reserve in three games with the Browns and collected a special teams tackle. Spent one week on the Green Bay Packers' practice squad, two weeks on the Minnesota Vikings' practice squad and six weeks on the Browns' practice squad throughout the season.

#### COLLEGE:

- Appeared in 54 games at Miami (Ohio) and registered 197 total tackles, 10 passes defended, four interceptions, 3.5 sacks, a forced fumble and two fumble recoveries.
- As a redshirt senior (2021), started 13 games and recorded 66 tackles, 2.5 sacks, a forced fumble, a fumble recovery and a pass defended and 9.5 tackles for loss.
- As a senior (2020), started three games in a COVID-19 pandemic-shortened season and registered 13 tackles with a sack.
- As a junior (2019), started all 14 games and posted three interceptions with two of them returned for touchdowns. Tied for the most interception return touchdowns in the nation. Notched 56 total tackles, with a season-high seven in both the Iowa and Northern Illinois games. Named one of team's Defensive Skill Players of the Year and was also selected Academic All-MAC.
- As a sophomore (2018), played in all 12 games with nine starts and collected 58 tackles, three tackles for loss and one interception.
- As a freshman (2017), appeared in all 12 games and totaled four tackles on the season.
- Majored in sport leadership and management at Miami (Ohio).



**PERSONAL:**

- Attended Grand Rapids Catholic Central (Mich.) High School.
- As a senior (2016), was a team captain and earned first-team all-state while leading his team to a state championship. Was named to the West Michigan Dream Team.
- Follow Brown on Instagram at @\_mymike and on X at @mymike\_.
- Born Michael Curtis Brown II on April 7, 1999 in Grand Rapids, Mich.

**MIKE BROWN'S TITANS GAME-BY-GAME**

**2023 Tennessee Titans**

Date	Opp	W/L	P/S	Tot	Solo	Asst	Sk	- Yds	QBP	TFL	Int	- Yds	-TD	PD	FF	FR	- Yds	SpT	
Sept 10	@ NO	L	p	0	0	0	0.0	0.0	0	0	0	0	0	0	0	0	0	0	0
Sept 17	LAC	W	p	0	0	0	0.0	0.0	0	0	0	0	0	1	0	0	0	0	0
Sept 24	@ Cle	L	p	0	0	0	0.0	0.0	0	0	0	0	0	0	0	0	0	0	0
Oct 1	Cin	W	IR																
Oct 8	@ Ind	L	IR																
Oct 15	Bal	L	IR																
Oct 29	Atl	W	IR																
Nov 2	@ Pit	L	IR																
Nov 12	@ TB	L	IR																
Nov 19	@ Jax	L	p	2	1	1	0.0	0.0	0	0	0	0	0	0	0	0	0	0	0
Nov 26	Car	W	p	0	0	0	0.0	0.0	0	0	0	0	0	0	0	0	0	0	0
Dec 3	Ind	L	p	0	0	0	0.0	0.0	0	0	0	0	0	0	0	0	0	0	0
Dec 11	@ Mia	W	IA																
Dec 17	Hou	L	IA																
Dec 24	Sea	L	S	4	3	1	0.0	0.0	1	0	0	0	0	0	0	0	0	0	0
Dec 31	@ Hou	L	p	1	1	0	0.0	0.0	0	0	0	0	0	0	0	0	0	0	0
Jan 7	Jax	W	p	0	0	0	0.0	0.0	0	0	0	0	0	0	0	0	0	0	0
<b>Totals</b>				<b>6-11</b>	<b>9/1</b>	<b>7</b>	<b>5</b>	<b>2</b>	<b>0</b>	<b>0</b>	<b>1</b>	<b>0</b>	<b>0</b>	<b>0</b>	<b>1</b>	<b>0</b>	<b>0</b>	<b>0</b>	<b>0</b>

**2024 Tennessee Titans**

Date	Opp	W/L	P/S	Tot	Solo	Asst	Sk	- Yds	QBP	TFL	Int	- Yds	-TD	PD	FF	FR	- Yds	SpT	
Sept 8	@ Chi	L	p	0	0	0	0.0	0.0	0	0	0	0	0	0	0	0	0	0	1
Sept 15	NYJ	L	p	0	0	0	0.0	0.0	0	0	0	0	0	0	0	0	0	0	2
Sept 22	GB	L	p	0	0	0	0.0	0.0	0	0	0	0	0	0	0	0	0	0	0
Sept 30	@ Mia	W	p	0	0	0	0.0	0.0	0	0	0	0	0	0	0	0	0	0	0
Oct 13	Ind	L	p	0	0	0	0.0	0.0	0	0	0	0	0	0	0	0	0	0	2
Oct 20	@ Buf	L	p	1	0	1	0.0	0.0	0	0	0	0	0	0	0	0	0	0	1
Oct 27	@ Det	L	p	0	0	0	0.0	0.0	0	0	0	0	0	0	0	0	0	0	1
Nov 3	NE	W	p	7	3	4	0.0	0.0	1	0	0	0	0	1	0	0	0	0	0
Nov 10	@ LAC	L	S	8	5	3	0.0	0.0	0	0	0	0	0	0	0	0	0	0	0
Nov 17	Min	L	S	2	1	1	0.0	0.0	0	0	0	0	0	0	0	0	0	0	1
Nov 24	@ Hou	W	S	5	3	2	0.0	0.0	0	0	0	0	0	0	0	0	0	0	0
Dec 1	@ Was	L	p	2	1	1	0.0	0.0	0	0	0	0	0	0	0	0	0	0	0
Dec 8	Jax	L	p	0	0	0	0.0	0.0	0	0	0	0	0	0	0	0	0	0	0
Dec 15	Cin	L	p	0	0	0	0.0	0.0	0	0	0	0	0	0	0	0	0	0	1
Dec 22	@ Ind	L	p	2	0	2	0.0	0.0	0	0	0	0	0	0	0	0	0	0	1
Dec 29	@ Jax	L	p	7	4	3	0.0	0.0	0	0	0	0	0	0	0	0	0	0	1
Jan 4/5	Hou																		
<b>Totals</b>				<b>3-13</b>	<b>16/3</b>	<b>34</b>	<b>17</b>	<b>17</b>	<b>0</b>	<b>0</b>	<b>1</b>	<b>0</b>	<b>0</b>	<b>0</b>	<b>0</b>	<b>1</b>	<b>0</b>	<b>0</b>	<b>11</b>

**MIKE BROWN'S NFL STATISTICS**

REGULAR SEASON			TACKLES								INTERCEPTIONS					FUMBLES			
Year	Team	GP	GS	Tot	Solo	Asst	Sk	Yds	QBP	TFL	No	Yds	Lg	TD	PD	FF	FR	Yds	SpT
2022	CLE/TEN	3	0	0	0	0	0.0	0.0	0	0	0	0	0	0	0	0	0	0	1
2023	Tennessee	9	1	7	5	2	0.0	0.0	1	0	0	0	0	1	0	0	0	0	0
2024	Tennessee	16	3	34	17	17	0.0	0.0	1	0	0	0	0	1	0	0	0	0	11
<b>NFL Totals</b>		<b>28</b>	<b>4</b>	<b>41</b>	<b>22</b>	<b>19</b>	<b>0.0</b>	<b>0.0</b>	<b>2</b>	<b>0</b>	<b>0</b>	<b>0</b>	<b>0</b>	<b>2</b>	<b>0</b>	<b>0</b>	<b>0</b>	<b>0</b>	<b>12</b>

**Single-Game Highs**

- Tackles - **8 at L.A. Chargers (11/10/24)**
- Passes Defensed - **1 (Twice, vs. New England 11/3/24)**
- Quarterback Pressures - **1 (Twice, vs. New England 11/3/24)**
- Special Teams Tackles - **2 (Twice, last vs. Indianapolis 10/13/24)**

# 29 JARVIS BROWNLEE JR.

CORNERBACK • 5'10" • 194 LBS

COLLEGE: LOUISVILLE • ACQUIRED: FIFTH ROUND - 2024

NFL EXPERIENCE: ROOKIE • HOMETOWN: MIAMI GARDENS, FLA.

GAMES PLAYED/GAMES STARTED: 16/13 (PLAYOFFS: 0/0)



**PRO:** The Titans selected Jarvis Brownlee Jr. in the fifth round (146th overall) of the 2024 NFL Draft. The 5-foot-10-inch, 194-pounder is an aggressive and quick-footed cornerback known for pressing receivers at the line of scrimmage and having an ultra-competitive demeanor. The Miami, Fla., native was a two-year starter at Louisville and totaled 21 passes defended, including three interceptions, during his final two collegiate campaigns.

#### CAREER HIGHLIGHTS:

- During his final two seasons, Brownlee recorded 21 passes defended in 24 games.
- In 2022, Brownlee recorded career highs in tackles (66), tackles for loss (2.5) and passes defended (14). Also tied his career high with two interceptions.
- In 2020, Brownlee recorded an interception and returned it 70 yards for a touchdown.

#### TITANS TIDBITS:

- In the summer of 2023, Brownlee did an internship serving kids with disabilities. He is looking forward to continuing this work.
- Brownlee is a huge animal lover. At one point he had a gecko as well as a bearded dragon. He has dreams of being able to own a lion.

#### CAREER TRANSACTIONS:

- The Miami, Fla., native was selected by the Titans in the fifth round (146th overall) of the 2024 NFL Draft.

#### SEASON RECAPS:

**2024 (16/13 - Tennessee):** Tied for third on the team 70 tackles. Ranks second on the team with eight passes defended. Has led the team in passes defended three times in 2024 (vs. IND, at BUF, at HST). Made his NFL debut at Chicago (9/8/24).

- At Chicago (9/8), saw action as a reserve at cornerback in his first career NFL contest and posted two tackles, including a stop for loss. Stuffed D'Andre Swift for a three-yard loss on a rush off right end in the second quarter.
- Against N.Y. Jets (9/15), played as a reserve at cornerback and collected a tackle. Notched a special teams stop on coverage units.
- Against Green Bay (9/22), saw significant action as a reserve at cornerback and notched two tackles, including a stop for loss and a quarterback pressure. Stuffed Emanuel Wilson for a five-yard loss on a rush off left guard in the third quarter.
- At Miami (9/30), made his first career NFL start at cornerback and totaled a career-best five tackles. Helped limit the Dolphins to 78 net passing yards.
- Against Indianapolis (10/13), started at cornerback and registered two tackles with a team-best two passes defended. Broke up a pass intended for Alec Pierce in the second quarter. Ended a Colts' drive by stuffing Adonai Mitchell for no gain on a third-and-10 pass in the second stanza. Forced the Colts to settle for a field goal by defending a third-and-three pass intended for Josh Downs late in the first half.
- At Buffalo (10/20), started at cornerback and recorded six tackles with a team-high two passes defended. Broke up a pass intended for Dalton Kincaid in the third quarter. Defended a pass intended for Keon Coleman near the end zone in the final stanza.
- At Detroit (10/27), started at cornerback and amassed five tackles, including a stop for loss. Teamed with Arden Key to stuff Sam LaPorta for a one-yard loss on a short pass in the second quarter.
- Against New England (11/3), started at cornerback and finished second

on the squad with seven tackles to go along with a pass defended.

- At L.A. Chargers (11/10), started at cornerback and posted five tackles, including a stop for loss. Combined with Jeffery Simmons to stonewall J.K. Dobbins for a two-yard loss on a short pass in the third stanza.
- Against Minnesota (11/17), started at cornerback and tallied two tackles to go along with a quarterback pressure.
- At Houston (11/24), started at cornerback and notched four tackles, a stop for loss, a team-high three passes defended, including his first career interception. Broke up a pass intended for Tank Dell along the sideline in the opening stanza. Stonewalled Joe Mixon for a five-yard loss on a rush off left end in the second quarter. Collected his first career interception by picking off a C.J. Stroud pass intended for John Metchie III late in the first half. The takeaway led to a Titans field goal as time expired in the first half. Halted a Texans' drive by teaming with Daryl Worley to stuff Mixon for no gain on a third-and-one rush in the third quarter. Ended a Texans' drive by defending a pass intended for Dell on third-and-19 in the final stanza.
- At Washington (12/1), started at cornerback and recorded four tackles. Teamed with Kenneth Murray Jr. to stonewall Brian Robinson Jr. for a two-yard loss on a goalline rush in the second quarter.
- Against Jacksonville (12/8), started at cornerback and finished second on the team with a career-high nine tackles, including a stop for loss. Stuffed Devin Duvernay for a one-yard loss on a short pass in the third quarter.
- Against Cincinnati (12/15), started at cornerback and amassed four tackles.
- At Indianapolis (12/22), started at cornerback and collected six tackles, including a stop for loss. Combined with Cedric Gray to stop Jonathan Taylor for no gain on a rush up the middle in the second quarter. Stonewalled Taylor for a one-yard loss on a rush up the middle late in the second stanza.
- At Jacksonville (12/29), started at cornerback and totaled six tackles.

#### COLLEGE:

• Brownlee began his career at Florida State where he spent three seasons before transferring to Louisville for his two final seasons. In five seasons (2019-23), he appeared in 48 games with 37 starts and tallied 174 tackles, 7.5 tackles for loss, one sack, six interceptions, 28 passes defended, one forced fumble and one fumble recovery.

**AS A SENIOR (2023),** played in 11 games with nine starts at Louisville and recorded 28 tackles, one tackle for loss, one interception and one fumble recovery. Missed three games with a foot injury.

- At Indiana (9/16), recorded four tackles and a pass breakup.
- Against Boston College (9/23), notched a season-best five tackles.
- At NC State (9/29), totaled two tackles including a tackle for loss.
- Against Notre Dame (10/7), tied his season high with five tackles and recovered a key fumble.
- Against Kentucky (11/25), had three tackles and a critical fourth-quarter interception.
- Against Florida State (12/2), had five tackles and one pass breakup in the ACC Championship game.

**AS A JUNIOR (2022),** started all 13 games at cornerback for Louisville. Finished third on the team with 66 tackles. Had 2.5 tackles for loss, two interceptions, and 12 pass breakups.

- At Central Florida (9/9), had three tackles, one pass breakup and one interception.
- At Virginia (10/8), had six tackles, one pass breakup and one

interception.

- Against Wake Forest (10/29), totaled six tackles and one pass breakup.
- Against James Madison (11/5), had three tackles and three pass breakups.
- At Clemson (11/12), recorded eight tackles, one tackle for loss and one pass breakup.
- Against NC State (11/19), tallied career highs with 11 tackles and four pass breakups.
- At Kentucky (11/26), had eight tackles, including 1.5 for loss.

**AS A SOPHOMORE (2021)**, appeared in all 12 games with 11 starts at Florida State and recorded 51 tackles, including two stops for loss, two interceptions, three pass breakups and one forced fumble.

- Against Notre Dame (9/5), had six tackles including combined stop for loss.
- At Wake Forest (9/18), tallied four tackles and one pass breakup.
- Against Louisville (9/25), had three tackles including combined stop for loss.
- Against Massachusetts (10/23), recorded three tackles, one interception and one pass breakup. Returned the interception 70 yards for a touchdown.
- Against Miami (Fla.) (11/13), registered a then career-high 10 tackles.
- At Boston College (11/20), recorded six tackles and one pass breakup.
- At Florida (11/27), had six tackles, including a stop for loss, one forced fumble and one interception.

**AS A REDSHIRT FRESHMAN (2020)**, played in eight games with four starts at Florida State and recorded 26 tackles, including two stops for loss with a sack, one interception and one pass breakup. Was named co-Devaughn Darling Defense Freshman of the Year.

- Against North Carolina (10/17), had four tackles and one sack.
- At Louisville (10/24), tallied two tackles and one pass breakup.
- Against Pittsburgh (11/7), recorded a season-high eight tackles, including one for a loss.
- At North Carolina State (11/14), recorded his first collegiate interception and had two tackles.

**AS A FRESHMAN (2019)**, appeared in four games at Florida State and made one tackle. Redshirted the season.

- Graduated with a degree in sports management/administration from Louisville in December 2023.

**PERSONAL:**

- Attended Miramar (Fla.) High School as a freshman, Hallandale Broward (Fla.) High School as a sophomore and Carol City (Fla.) High School as a junior and senior.
- Was rated as a four-star prospect by Rivals, and a three-star by 247Sports and ESPN. Ranked as nation's 44th-best cornerback and No. 50 overall prospect in Florida.
- As a senior (2018), was part of a defense that recorded five shutouts and all allowed an average of 9.8 points per game while leading Miami Carol City to a 9-3 record and Regional Semifinal round of FHSAA 6A state playoffs.
- Recorded longest interception return in Traz-Powell Stadium history as a senior, going 108 yards for a touchdown.
- Also participated in track and field.
- Enjoys basketball and golf.
- Follow Brownlee on X at @Jarvisbrownlee3 and on Instagram at @Jarvisbrownleejr
- Son of Erica Taylor and has seven siblings.
- Born Jarvis Jever Brownlee Jr. on July 13, 2001 in Miami, Fla.

**JARVIS BROWNLEE JR.'S COLLEGE STATISTICS**

SEASON		TACKLES								INTERCEPTIONS					FUMBLES				
Year	Team	GP	GS	Tot	Solo	Asst	Sk	Yds	QBP	TFL	No	Yds	Lg	TD	PD	FF	FR	Yds	Blk
2019	Florida State	4	1	1	1	0	0.0	0.0	0	0.0	0	0	0	0	0	0	0	0	0
2020	Florida State	8	4	26	17	9	1.0	6.0	0	2.0	1	0	0	2	0	0	0	0	0
2021	Florida State	12	11	51	30	21	0.0	0.0	0	2.0	2	70	70	1	1	1	0	0	0
2022	Louisville	13	13	66	51	15	0.0	0.0	2	2.5	2	4	4	0	14	0	0	0	0
2023	Louisville	11	9	30	16	14	0.0	0.0	0	1.0	1	18	18	0	7	0	1	0	0
<b>Totals</b>		<b>48</b>	<b>38</b>	<b>174</b>	<b>115</b>	<b>59</b>	<b>1.0</b>	<b>6.0</b>	<b>2</b>	<b>7.5</b>	<b>6</b>	<b>92</b>	<b>70</b>	<b>1</b>	<b>24</b>	<b>1</b>	<b>1</b>	<b>0</b>	<b>0</b>

**Single-Game Highs**

- Tackles - 11 vs. NC State (11/19/22)
- Interceptions - 1 (Six times, last vs. Kentucky 11/25/23)
- Sacks - 1 vs. North Carolina (10/17/20)
- Passes Defensed - 4 vs. NC State (11/19/22)

- Tackles For Loss - 1.5 at Kentucky (11/26/22)
- Forced Fumble - 1 at Florida (11/27/21)
- Fumble Recovery - 1 vs. Notre Dame (10/7/23)



## JARVIS BROWNLEE JR.'S GAME-BY-GAME

### 2024 Tennessee Titans

Date	Opp	W/L	P/S	Tot	Solo	Asst	Sk	- Yds	QBP	TFL	Int	Yds	-TD	PD	FF	FR	Yds	SpT	
Sept 8	@ Chi	L	p	2	2	0	0.0	0.0	0	1	0	0	0	0	0	0	0	0	0
Sept 15	NYJ	L	p	1	1	0	0.0	0.0	0	0	0	0	0	0	0	0	0	0	1
Sept 22	GB	L	p	2	2	0	0.0	0.0	1	1	0	0	0	0	0	0	0	0	0
Sept 30	@ Mia	W	S	5	4	1	0.0	0.0	0	0	0	0	0	0	0	0	0	0	0
Oct 13	Ind	L	S	2	2	0	0.0	0.0	0	0	0	0	0	2	0	0	0	0	0
Oct 20	@ Buf	L	S	6	5	1	0.0	0.0	0	0	0	0	0	2	0	0	0	0	0
Oct 27	@ Det	L	S	5	1	4	0.0	0.0	0	1	0	0	0	0	0	0	0	0	0
Nov 3	NE	W	S	7	6	1	0.0	0.0	0	0	0	0	0	1	0	0	0	0	0
Nov 10	@ LAC	L	S	5	4	1	0.0	0.0	0	1	0	0	0	0	0	0	0	0	0
Nov 17	Min	L	S	2	1	1	0.0	0.0	1	0	0	0	0	0	0	0	0	0	0
Nov 24	@ Hou	W	S	4	3	1	0.0	0.0	0	1	1	2	0	3	0	0	0	0	0

Dec 1	@ Was	L	S	4	0	4	0.0	0.0	0	0	0	0	0	0	0	0	0	0	0	
Dec 8	Jax	L	S	9	6	3	0.0	0.0	0	1	0	0	0	0	0	0	0	0	0	
Dec 15	Cin	L	S	4	1	3	0.0	0.0	0	0	0	0	0	0	0	0	0	0	0	
Dec 22	@ Ind	L	S	6	3	3	0.0	0.0	0	1	0	0	0	0	0	0	0	0	0	
Dec 29	@ Jax	L	S	6	3	3	0.0	0.0	0	0	0	0	0	0	0	0	0	0	0	
Jan 4/5	Hou																			
<b>Totals</b>				<b>3-13</b>	<b>16/13</b>	<b>70</b>	<b>44</b>	<b>26</b>	<b>0.0</b>	<b>0.0</b>	<b>2</b>	<b>7</b>	<b>1</b>	<b>2</b>	<b>0</b>	<b>8</b>	<b>0</b>	<b>0</b>	<b>0</b>	<b>1</b>

## JARVIS BROWNLEE JR.'S NFL STATISTICS

REGULAR SEASON		TACKLES							INTERCEPTIONS					FUMBLES					
Year	Team	GP	GS	Tot	Solo	Asst	Sk	Yds	QBP	TFL	No	Yds	Lg	TD	PD	FF	FR	Yds	SpT
2024	Tennessee	16	13	70	44	26	0.0	0.0	2	7	1	2	2	0	8	0	0	0	1
<b>NFL Totals</b>		<b>16</b>	<b>13</b>	<b>70</b>	<b>44</b>	<b>26</b>	<b>0.0</b>	<b>0.0</b>	<b>2</b>	<b>7</b>	<b>1</b>	<b>2</b>	<b>2</b>	<b>0</b>	<b>8</b>	<b>0</b>	<b>0</b>	<b>0</b>	<b>1</b>

### Single-Game Highs

Tackles - **9 vs. Jacksonville (12/8/24)**

Interceptions - **1 at Houston (11/24/24)**

Tackles For Loss - **1 (Seven times, last at Indianapolis 12/22/24)**

Passes Defensed - **3 at Houston (11/24/24)**

Special Teams Tackles - **1 vs. N.Y. Jets (9/15/24)**

# 60 DANIEL BRUNSKILL

OFFENSIVE LINE • 6'5" • 300 LBS

COLLEGE: SAN DIEGO STATE • ACQUIRED: UNRESTRICTED FREE AGENT (SF) - 2023

NFL EXPERIENCE (NFL/TITANS): 6/2 • HOMETOWN: VALLEY CENTER, CALIF.

GAMES PLAYED/GAMES STARTED: 91/65 (PLAYOFFS: 9/3)



**PRO:** The Titans signed Daniel Brunskill early in the 2023 free agency period to bring toughness, versatility and experience to the offensive front. In his first campaign with the team, he started 14 games at right guard. The 6-foot-5-inch, 300-pounder entered the NFL as an undrafted free agent with the Atlanta Falcons in 2017. After two seasons on Atlanta's practice squad and a stint in the Alliance of American Football, he found a home with the San Francisco 49ers where he appeared in 61 games with 42 starts from 2019-2022. The San Diego State product and former collegiate tight end has shown versatility during his career having started games at all five positions on the offensive front in his first five NFL campaigns.

#### TITANS TIDBITS:

- Brunskill went to San Diego State as a walk-on offensive lineman in 2012. He made the switch to tight end for his first three collegiate seasons and earned a scholarship after the spring semester of 2015. After being named honorable-mention All-Mountain West as a tight end during his junior campaign, Brunskill switched back to offensive line for his final season after depth issues cropped up on the Aztecs' offensive front. He started all 14 games at right tackle as a senior and was named second-team All-Mountain West.
- In February of 2020, Brunskill joined current and former NFL players in Budapest, Hungary, where the group conducted two days of free football camps for men, women and children, while additionally hosting community activities. The camps were organized by American Football Without Barriers, a nonprofit foundation that was co-created by former NFL tight end Gary Barnidge. Its mission is to teach American football to those all around the globe.
- As a member of the Alliance of American Football's (AAF) San Diego Fleet in 2019, Brunskill was coached by former NFL head coach Mike Martz.
- At the conclusion of his first season in Tennessee, Brunskill was voted by the Nashville media as the recipient of the 2023 Eddie George Good Guy award. The honor is given each season to a player who is helpful in the local reporters' coverage of the Titans.

#### CAREER TRANSACTIONS:

- The Valley Center, Calif., native was originally signed by the Atlanta Falcons as a rookie free agent on May 1, 2017.
- Waived by the Falcons on Sept. 2, 2017 and signed to the team's practice squad a day later.
- Signed by the Falcons to a future's contract on Jan. 15, 2018.
- Waived by the Falcons on Sept. 1, 2018 and signed to the team's practice squad a day later.
- Released by the Falcons from their practice squad on Jan. 2, 2019.
- Signed by the San Francisco 49ers as a free agent on April 12, 2019.
- Signed by the Titans as an unrestricted free agent on March 20, 2023.

#### SEASON RECAPS:

##### 2024 (16/9 - Tennessee):

- At Chicago (9/8), saw action as a reserve on special teams.
- Against N.Y. Jets (9/15), saw action as a reserve on special teams and limited snaps as a jumbo tight end.
- Against Green Bay (9/22), played as a reserve as an extra tight end and on special teams.
- At Miami (9/30), saw action as a reserve as an extra tackle and on special teams.

- Against Indianapolis (10/13), saw action as a reserve as a jumbo tight end and on special teams.
- At Buffalo (10/20), played significant snaps as a reserve at jumbo tight end.
- At Detroit (10/27), saw action as a reserve as a jumbo tight end.
- Against New England (11/3), started at right guard and helped pave the way for Titans' ball carriers to amass 167 yards on the ground.
- At L.A. Chargers (11/10), started at center.
- Against Minnesota (11/17), started at center.
- At Houston (11/24), started at center and blocked for an offense that amassed 369 total yards, including 132 yards on the ground.
- At Washington (12/1), started at center.
- Against Jacksonville (12/8), started at center.
- Against Cincinnati (12/15), started at center.
- At Indianapolis (12/22), started at center. Moved to right guard after Dillon Radunz left the game with an injury.
- At Jacksonville (12/29), started at right guard.

**2023 (14/14 - Tennessee):** Started 14 games at right guard and helped open holes for Derrick Henry to finish second in the NFL with 1,167 rushing yards. Was inactive for three contests.

- At New Orleans (9/10), started at right guard in his Titans debut.
- Against L.A. Chargers (9/17), started at right guard and was a part of an offensive front that blocked for a unit that amassed 341 total yards, including 141 yards on the ground.
- Against Cincinnati (10/1), started at right guard and was a member of an offensive line that protected for a group that accumulated 400 total yards, including 173 yards on the ground.
- At Indianapolis (10/8), started at right guard and was a part of an offensive line that allowed just one sack on 35 pass attempts.
- Against Atlanta (10/29), started at right guard and protected for an offensive unit that accumulated 375 total yards, including a 101-yard rushing performance by Derrick Henry. Help give rookie quarterback Will Levis time to amass 238 passing yards with four touchdown tosses in his first career start.
- Against Indianapolis (12/3), started at right guard and helped open holes for Titans' ball carriers to gain 177 yards on the ground, including 102 yards and two rushing scores from Derrick Henry.
- At Miami (12/11), started at right guard and protected for an offense that amassed a season-best 403 total yards, including a career-high 327 passing yards for Will Levis.

**2022 (14/2, 3/0 - San Francisco):** Saw action in 14 games with two starts. Started games at right and left guard. Was inactive for the first three games of the season. Appeared as a reserve in all three postseason games.

- Against Miami (12/4), started at right guard and helped open holes for 49ers' rushers to gain 121 rushing yards.
- Against Arizona (1/8), started at left guard in the regular season finale and blocked for a rushing attack that accumulated 169 yards and two scores on the ground.

**2021 (17/17, 3/3 - San Francisco):** Started all 17 regular season games and all three postseason games at right guard.

- Against Atlanta (12/19), started at right guard and was a part of an offensive front that allowed zero sacks and blocked for ball carriers to gain 162 rushing yards.
- At Dallas (1/16), started at right guard and was a member of an offensive line that did not allow a sack and opened holes for 169 rushing yards in an

NFL Wild Card matchup, marking the first time since 2003 that the 49ers' offensive line did not allow a sack in a postseason game.

- At L.A. Rams (1/30), part of an offensive unit that did not allow a sack in the NFC Championship Game, marking the second time this postseason and first time a team has allowed zero sacks in two-or-more postseason games in the same postseason since the 2018 New England Patriots.

**2020 (16/16 - San Francisco):** Started all 16 games for the first time in his career. Made eight starts at right guard and eight starts at center.

- Against L.A. Rams (10/18), blocked for the team to rush for 122 yards and did not allow a sack on 33 pass attempts.
- Against Buffalo (12/7), part of an offensive line that did not allow a sack as Nick Mullens threw for 316 yards.

**2019 (14/7, 3/0 - San Francisco):** Played in 14 games with seven starts along the offensive line in his first season with the 49ers. Appeared in three postseason games.

- Against Cleveland (10/7), helped the 49ers rush for 275 yards and two touchdowns on 40 carries, the most rushing yards by the team in a single game since 2014.
- Against Carolina (10/27), helped the 49ers rush for 232 yards and five touchdowns on 38 carries. The five rushing touchdowns were the most by the 49ers in a single-game since 1992.
- Against Minnesota (1/11), helped the 49ers offense rush for 186 yards and two touchdowns on 47 carries in the NFC Divisional round. The 47 rushing attempts are the most in a postseason game in franchise history and the 186 rushing yards are the fifth-most in a postseason game in franchise history.

**2019 (San Diego Fleet - AAF):** Signed with San Diego of the Alliance of American Football and started eight games at tackle for the Fleet.

**2018 (0/0 - Atlanta):** Spent the entire season on the team's practice squad.

**2017 (0/0 - Atlanta):** Spent the entire season on the team's practice squad.

**COLLEGE:**

- Appeared in 54 games with 32 starts at San Diego State. Switched from

tight end to offensive line prior to his senior season. Finished his career with 15 receptions for 143 yards and three touchdowns.

- At San Diego State, Brunskill was on the Wuerffel Trophy watch list which goes to the athlete who does the most community service, among other attributes. He was also chosen as a Burlsworth nominee which is given to the best college walk-on.

- As a senior (2016), earned second-team All-Mountain West honors after starting all 14 games at right tackle. Was named the team's offensive lineman of the year and was one of two players to win the team's President's Award (highest standard of athletic and academic excellence).

- As a junior (2015), started all 14 games at tight end and recorded 10 receptions for 112 yds with two receiving scores. Was selected honorable-mention All-Mountain West by the league's media and head coaches.

- As a sophomore (2014), saw action in all 13 games with four starts and posted five catches for 31 yards with a touchdown.

- As a redshirt freshman (2013), played in all 13 games mainly as the blocking tight end.

- Redshirted in 2012.

- Majored in civil engineering at San Diego State.

**PERSONAL:**

- Attended Valley Center (Calif.) High School where he was a two-year letterwinner.

- As a senior (2011), named a team captain and was selected first-team all-CIF, first-team All-Valley League, first-team All-North County and second-team All-State.

- Also played volleyball, lacrosse and was on the wrestling team.

- Follow Brunskill on Instagram at @dan\_skill.94.

- Born Daniel Zachary Brunskill on Jan. 27, 1994 in San Diego, Calif.

## DANIEL BRUNSKILL'S NFL STATISTICS

**REGULAR SEASON**

Year	Team	GP	GS
2019	San Francisco	14	7
2020	San Francisco	16	16
2021	San Francisco	17	17
2022	San Francisco	14	2
2023	Tennessee	14	14
2024	Tennessee	16	9
<b>NFL Totals</b>		<b>91</b>	<b>65</b>

**PLAYOFFS**

Year	Team	GP	GS
2019	San Francisco	3	0
2021	San Francisco	3	3
2022	San Francisco	3	0
<b>NFL Totals</b>		<b>9</b>	<b>3</b>

**Starts Breakdown:**

2019 - RT 4, LT 1, RG 2; 2020 - RG 8, C 8; 2021 - RG 17 (Playoffs - RG 3); 2022 - RG 1, LG 1; 2023 - RG 14; 2024 - RG 2, C 7



# 36 JULIUS CHESTNUT

RUNNING BACK • 5'11" • 228 LBS

COLLEGE: SACRED HEART • ACQUIRED: FREE AGENT - 2022

NFL EXPERIENCE (NFL/TITANS): 3/3 • HOMETOWN: BOWIE, MD.

GAMES PLAYED/GAMES STARTED: 25/0 (PLAYOFFS: 0/0)



**PRO:** The Titans signed Julius Chestnut as an undrafted free agent following the 2022 NFL Draft to provide depth to the running back rotation. The 5-foot-11-inch, 228-pounder possesses excellent play strength as a bigger-bodied running back and also adds value on special teams. In 2023, he appeared in the first three games of the season before suffering a season-ending injury. He appeared in six games as a rookie in 2022, recording nine rushing attempts for 12 yards, three receptions for 41 yards while returning 10 kickoffs for 215 yards. The Bowie, Md., native logged 593 carries for 3,467 yards (5.8-yard avg.) and 29 touchdowns over four seasons at Sacred Heart (2018-21).

## CAREER HIGHLIGHTS:

- As a rookie in 2022, Chestnut saw action in six contests and rushed nine times for 12 yards, caught three passes for 41 yards and returned 10 kickoffs for 215 yards.
- In 2021, Chestnut averaged 205.2 all-purpose yards per contest, which ranked first in the FCS.
- As a sophomore in 2019, Chestnut set career-highs with 293 carries for 1,495 yards and 11 touchdowns. His 1,495 rushing yards were the second-most in program history and third-most in the nation.

## TITANS TIDBITS:

- While at Sacred Heart, Chestnut interned for the school's athletic department and assisted with statistical analysis, marketing, and ticket sales.
- His father, Keith, owns a landscaping company. Throughout high school and college summer breaks, Chestnut would wake up at 5 a.m. to help load trucks and lay mulch.
- Despite having the opportunity to enter the transfer portal and play for a larger program, Chestnut chose to remain at FCS-level Sacred Heart because of his relationships at the school and within the program. "Everybody thinks about it," Chestnut said. "But I was like, why would I leave a place where people love me and care about me? If I left, would I get the same love that I get here? I don't think so. The coaches care about me — and I care about them, as well. I've made a lot of good friends here, met a lot of good people, and there are a lot of connections I can make in the outside world from here. So I was like, no — no way I can do that."
- In 2022, Chestnut became the second player from Sacred Heart University to appear in an NFL game, joining former Bills defensive back Jon Corto (2008-10).

## CAREER TRANSACTIONS:

- The Bowie, Md., native was signed by the Titans as an undrafted free agent on May 13, 2022.
- Waived by the Titans on Oct. 1, 2022 and signed to the team's practice squad two days later.
- Activated from the practice squad to the active roster standard elevation on Dec. 3, 2022.
- Activated from the practice squad to the active roster standard elevation on Dec. 10, 2022.
- Signed by the Titans to their active roster from the practice squad on Dec. 17, 2022.

## SEASON RECAPS:

### 2024 (16/0):

- At Chicago (9/8), played as a reserve on special teams and collected a fumble recovery on coverage units. Gave the Titans great field position by pouncing on a Bears fumble at the Chicago 32-yard line during a

kickoff return late in the first quarter.

- Against N.Y. Jets (9/15), saw action as a reserve on special teams.
- Against Green Bay (9/22), played as a reserve on special teams.
- At Miami (9/30), saw action as a reserve on special teams.
- Against Indianapolis (10/13), played as a reserve at running back and rushed once for two yards.
- At Buffalo (10/20), saw action as a reserve at running back and rushed three times for a career-best 15 yards. Snared a nine-yard catch out of the backfield.
- At Detroit (10/27), played as a reserve at running back and rushed a career-best seven times for a career-high 32 yards.
- Against New England (11/3), saw action as a reserve at running back and carried the ball five times for 22 yards.
- At L.A. Chargers (11/10), played as a reserve on special teams. Returned two kickoffs for 60 yards, including a long return of 32 yards.
- Against Minnesota (11/17), saw action as a reserve on special teams and returned one kickoff for 23 yards.
- At Houston (11/24), played as a reserve at running back and rushed once for three yards, while catching one pass for two yards. Returned three kickoffs for a then career-high 91 yards with a long return of 39 yards. Kickstarted the Titans' opening scoring drive with a 39-yard kickoff return in the first quarter.
- At Washington (12/1), returned four kickoffs for a career-best 96 yards.
- Against Jacksonville (12/8), played as a reserve at running back and on special teams.
- Against Cincinnati (12/15), saw action as a reserve on special teams.
- At Indianapolis (12/22), collected a special teams tackle on coverage units.
- At Jacksonville (12/29), played as a reserve at running back and carried the ball three times for 17 yards. Returned three kickoffs for 67 yards.

**2023 (3/0):** Saw action as a reserve in the first three games and collected two special teams stops. Placed on injured reserve on Sept. 26 and missed the final 14 games of the regular season. Led the team in special teams tackles once in 2023 (vs. LAC).

- At New Orleans (9/10), saw action as a reserve at running back and on special teams.
- Against L.A. Chargers (9/17), led the team with two special teams tackles on coverage units.
- At Cleveland (9/24), saw limited action on special teams before leaving the game with an injury in the first quarter.

**2022 (6/0):** Saw action in six games as a reserve at running back during his rookie campaign. Rushed nine times for 12 yards and caught three passes for 41 yards. Returned 10 kickoffs for 215 yards. Was inactive for the first three games of the season. Spent eight contests on the team's practice squad. Played in his first career NFL contest at Philadelphia (12/4/22).

- At Philadelphia (12/4), made his NFL debut as a reserve at running back and on special teams. Carried the ball five times for 13 yards.
- Against Jacksonville (12/11), played as a reserve at running back and caught two passes for eight yards out of the backfield. Returned two kickoffs for 53 yards with a long return of 33 yards.
- Against Houston (12/24), returned four kickoffs for 85 yards.
- Against Dallas (12/29), played as a reserve at running back and rushed four times for minus one yard. Hauled in a reception for 33 yards. Returned one kickoff for 25 yards. Set up the Titans' first field goal with a 33-yard gain on a screen pass in the second quarter.
- At Jacksonville (1/7), saw action on special teams and returned two

kickoffs for 46 yards.

**COLLEGE:**

- Appeared in 32 games over four seasons at Sacred Heart (2018-21) and logged 593 carries for 3,467 yards (5.8-yard avg.), including a career-long 86-yard carry, with 29 touchdowns. Made 28 receptions for 412 yards (14.7-yard avg.) and five scores. Added 10 kick returns for 108 yards and two punt returns for 10 yards.
- As a senior (2021), played in five games and posted 91 rushes for 542 yards (6.0-yard avg.) and three touchdowns. Recorded a season-long rush of 39 yards. Caught two passes for 15 yards.
- As a junior (2020), appeared in four games and rushed 93 times for 717 yards (7.7-yard avg.) and eight scores. Posted a season-long rush of 69 yards and averaged 205.2 all-purpose yards per contest which led the FCS. Added eight catches for 171 yards and three touchdowns including a career-long 60-yard reception. Earned first-team All-American recognition by AP and FCS. Named Northeast Conference Offensive Player of the Year.
- As a sophomore (2019), saw action in 12 games and set career-highs with 293 carries for 1,495 yards and 11 touchdowns. His 1,495 rushing yards were the second-most in program history and third-most in the nation. Logged a career-long 86-yard rush. Also caught a career-high 14 passes for a career-best 179 yards and two scores and added two punt returns for 10 yards. Earned third-team All-American recognition by AP and first-team All-NEC honors. Recorded 100-yard rushing games in nine contests.
- As a freshman (2018), played in 11 games and rushed 116 times for 713 yards with seven touchdowns. Rushed for a season-long gain of 75 yards. Made four catches for 47 yards and added 10 kick returns for 108 yards

including a long of 29 yards. Also made six tackles and one forced fumble on defense. Named the NEC Offensive Rookie of the Year

- Graduated from Sacred Heart in May 2022 with a degree in economics.

**PERSONAL:**

- Attended Archbishop Spalding (Md.) High School where he carried the ball 133 times for 817 yards and 13 touchdowns as a senior.
- Son of Nichelle and Keith Chestnut.
- Has one older sister, Torri.
- Follow Chestnut on Instagram at @j.chestnut7 and on X at @juliuschestnut.
- Born Julius Chestnut on Oct. 26, 2000 in Bowie, Md.

**JULIUS CHESTNUT'S GAME-BY-GAME**

2022 Tennessee Titans				RUSHING					RECEIVING				
Date	Opp	W/L	P/S	Att	Yds	Avg	Lg	TD	No	Yds	Avg	Lg	TD
Sept 11	NYG	L	IA										
Sept 19	@ Buf	L	IA										
Sept 25	LV	W	IA										
Oct 2	@ Ind	W	PS										
Oct 9	@ Was	W	PS										
Oct 23	Ind	W	PS										
Oct 30	@ Hou	W	PS										
Nov 6	@ KC	L	PS										
Nov 13	Den	W	PS										
Nov 17	@ GB	W	PS										
Nov 27	Cin	L	PS										
Dec 4	@ Phi	L	p	5	13	2.6	5	0	0	0	-	0	0
Dec 11	Jax	L	p	0	0	-	0	0	2	8	4.0	4	0
Dec 18	@ LAC	L	p	0	0	-	0	0	0	0	-	0	0
Dec 24	Hou	L	p	0	0	-	0	0	0	0	-	0	0
Dec 29	Dal	L	p	4	-1	-0.3	1	0	1	33	33.0	33	0
Jan 7	@ Jax	L	p	0	0	-	0	0	0	0	-	0	0
<b>Totals</b>		<b>7-10</b>	<b>6/0</b>	<b>9</b>	<b>12</b>	<b>1.3</b>	<b>5</b>	<b>0</b>	<b>3</b>	<b>41</b>	<b>13.7</b>	<b>33</b>	<b>0</b>

2024 Tennessee Titans				RUSHING					RECEIVING				
Date	Opp	W/L	P/S	Att	Yds	Avg	Lg	TD	No	Yds	Avg	Lg	TD
Sept 8	@ Chi	L	p	0	0	-	0	0	0	0	-	0	0
Sept 15	NYJ	L	p	0	0	-	0	0	0	0	-	0	0
Sept 22	GB	L	p	0	0	-	0	0	0	0	-	0	0
Sept 30	@ Mia	W	p	0	0	-	0	0	0	0	-	0	0
Oct 13	Ind	L	p	1	2	2.0	2	0	0	0	-	0	0
Oct 20	@ Buf	L	p	3	15	5.0	8	0	1	9	9.0	9	0
Oct 27	@ Det	L	p	7	32	4.6	9	0	0	0	-	0	0
Nov 3	NE	W	p	5	22	4.4	12	0	0	0	-	0	0
Nov 10	@ LAC	L	p	0	0	-	0	0	0	0	-	0	0
Nov 17	Min	L	p	0	0	-	0	0	0	0	-	0	0
Nov 24	@ Hou	W	p	1	3	3.0	3	0	1	2	2.0	2	0
Dec 1	@ Was	L	p	0	0	-	0	0	0	0	-	0	0
Dec 8	Jax	L	p	0	0	-	0	0	0	0	-	0	0
Dec 15	Cin	L	p	0	0	-	0	0	0	0	-	0	0
Dec 22	@ Ind	L	p	0	0	-	0	0	0	0	-	0	0
Dec 29	@ Jax	L	p	3	17	5.7	9	0	0	0	-	0	0
Jan 4/5	Hou												
<b>Totals</b>		<b>3-13</b>	<b>16/0</b>	<b>20</b>	<b>91</b>	<b>4.6</b>	<b>12</b>	<b>0</b>	<b>2</b>	<b>11</b>	<b>5.5</b>	<b>9</b>	<b>0</b>

2023 Tennessee Titans				RUSHING					RECEIVING				
Date	Opp	W/L	P/S	Att	Yds	Avg	Lg	TD	No	Yds	Avg	Lg	TD
Sept 10	@ NO	L	p	0	0	-	0	0	0	0	-	0	0
Sept 17	LAC	W	p	0	0	-	0	0	0	0	-	0	0
Sept 24	@ Cle	L	p	0	0	-	0	0	0	0	-	0	0
Oct 1	Cin												
Placed on injured reserve on Sept. 26													
<b>Totals</b>		<b>1-2</b>	<b>3/0</b>	<b>0</b>	<b>0</b>	<b>-</b>	<b>0</b>	<b>0</b>	<b>0</b>	<b>0</b>	<b>-</b>	<b>0</b>	<b>0</b>

## JULIUS CHESTNUT'S NFL STATISTICS

### REGULAR SEASON

REGULAR SEASON		RUSHING							RECEIVING				
Year	Team	GP	GS	No	Yds	Avg	Lg	TD	Att	Yds	Avg	Lg	TD
2022	Tennessee	6	0	9	12	1.3	5	0	3	41	13.7	33	0
2023	Tennessee	3	0	0	0	-	0	0	0	0	-	0	0
2024	Tennessee	16	0	20	91	4.6	12	0	2	11	5.5	9	0
<b>NFL Totals</b>		<b>25</b>	<b>0</b>	<b>29</b>	<b>103</b>	<b>3.6</b>	<b>12</b>	<b>0</b>	<b>5</b>	<b>52</b>	<b>10.4</b>	<b>33</b>	<b>0</b>

### REGULAR SEASON

REGULAR SEASON		PUNT RETURNS						KICKOFF RETURNS				
Year	Team	No	FC	Yds	Avg	Lg	TD	No	Yds	Avg	Lg	TD
2022	Tennessee	0	0	0	-	0	0	10	215	21.5	33	0
2024	Tennessee	0	0	0	-	0	0	13	337	25.9	39	0
<b>NFL Totals</b>		<b>0</b>	<b>0</b>	<b>0</b>	<b>-</b>	<b>0</b>	<b>0</b>	<b>23</b>	<b>552</b>	<b>24.0</b>	<b>39</b>	<b>0</b>

### Single-Game Highs

Rushes - **7 at Detroit (10/27/24)**  
 Rushing Yards - **32 at Detroit (10/27/24)**  
 Long Rush - **12 vs. New England (11/3/24)**  
 Receptions - 2 vs. Jacksonville (12/11/22)  
 Receiving Yards - 33 vs. Dallas (12/29/22)  
 Long Reception - 33 vs. Dallas (12/29/22)  
 Kickoff Returns - **4 (Twice, last at Washington 12/1/24)**  
 Kickoff Return Yards - **96 at Washington (12/1/24)**  
 Long Kickoff Return - **39 at Houston (11/24/24)**

### Additional Statistics

Special Teams Tackles - 2 (2023), **1 (2024)**  
 Special Teams Fumble Recoveries - **1 (2024)**  
 Misc. Tackles - **1 (2024)**




# 91 KEONDRE COBURN

DEFENSIVE LINEMAN • 6'2" • 332 LBS

COLLEGE: TEXAS • ACQUIRED: FREE AGENT - 2023

NFL EXPERIENCE (NFL/TITANS): 2/2 • HOMETOWN: HOUSTON, TEXAS

GAMES PLAYED/GAMES STARTED: 19/1 (PLAYOFFS: 0/0)



**PRO:** The Titans signed Keondre Coburn late in the 2023 campaign to add depth and experience to the defensive front. With five games of NFL experience entering 2024, he has tallied eight total tackles, three quarterback pressures and one tackle for loss. The 6-foot-2-inch, 332-pounder was originally drafted by the Kansas City Chiefs in 2023 and appeared in one game with the club. The University of Texas product has also spent time with the Denver Broncos.

#### CAREER HIGHLIGHTS:

- Played in the final four games of the 2023 season with the Titans and recorded a single-game high of four tackles at Houston (12/31/23).
- At Texas, was named second-team All-Big 12 by the league's coaches and the Associated Press in 2022.

#### TITANS TIDBITS:

- Coburn's daughter was born just days before he was drafted by the Kansas City Chiefs in 2023.
- Coburn's hidden talents include singing, dancing and playing board and video games.
- Coburn's go-to karaoke song is "Candy Rain" by Soul For Real and his favorite games are Uno, Monopoly and Connect 4.

#### CAREER TRANSACTIONS:

- The Houston, Texas, native was originally selected by the Kansas City Chiefs in the sixth round (194th overall) of the 2023 NFL Draft.
- Waived by the Chiefs on Oct. 19, 2023.
- Claimed off waivers by the Denver Broncos on Oct. 20, 2023.
- Waived by the Broncos on Nov. 14, 2023.
- Signed by the Chiefs to their practice squad on Nov. 16, 2023.
- Signed by the Titans to their active roster from the Chiefs' practice squad on Dec. 13, 2023.

#### SEASON RECAPS:

##### 2024 (14/1 - Tennessee):

- At Chicago (9/8), played as a reserve on the defensive front and posted a tackle and a quarterback pressure. Created the initial pressure allowing Sebastian Joseph-Day to drop Caleb Williams for a 19-yard sack in the opening quarter.
- Against N.Y. Jets (9/15), saw action as a reserve on the defensive front.
- Against Green Bay (9/22), played as a reserve at nose tackle and notched a tackle. Combined with Ernest Jones IV to stuff Chris Brooks for no gain on a rush up the middle late in the fourth quarter.
- At Miami (9/30), made his first career NFL start at defensive tackle but left the game early in the first quarter with an injury.
- Against Indianapolis (10/13), was inactive.
- At Buffalo (10/20), was inactive.
- At Detroit (10/27), played as a reserve on the defensive front.
- Against New England (11/3), saw limited action as a reserve on the defensive front.
- At L.A. Chargers (11/10), played as a reserve on the defensive front and posted a tackle.
- Against Minnesota (11/17), saw limited snaps as a reserve on the defensive line and tallied a tackle.
- At Houston (11/24), played limited snaps as a reserve on the defensive front.
- At Washington (12/1), saw action as a reserve on the defensive line and recorded three tackles.
- Against Jacksonville (12/8), played as a reserve at nose tackle and

notched a tackle.

- Against Cincinnati (12/15), saw action as a reserve on the defensive front.
- At Indianapolis (12/22), played as a reserve at defensive tackle and collected a tackle with a quarterback pressure.
- At Jacksonville (12/29), saw action as a reserve on the defensive front and totaled two tackles.

**2023 (1/0 - Kansas City; 0/0 - Denver; 4/0 - Tennessee):** Played as a reserve in four games with the Titans and registered seven tackles with three quarterback pressures. Saw action as a reserve in one contest with the Chiefs and collected a tackle for loss. Was inactive for five games with the Chiefs and spent four contests on the Chiefs' practice squad. Was inactive for three games with the Broncos. Made his NFL debut against Detroit (9/7/23).

- Against Houston (12/17), made his Titans debut as a reserve at defensive tackle and tallied a tackle to go along with a quarterback pressure.
- Against Seattle (12/24), saw action as a reserve on the defensive front and produced a tackle with a quarterback pressure.
- At Houston (12/31), played as a reserve at defensive tackle and recorded a career-high four tackles with a quarterback pressure. Teamed with Azeez Al-Shaair to stop Dameon Pierce for no gain on a rush off right tackle in the second quarter. Combined with Harold Landry III to stuff Pierce for a one-yard loss on a rush up the middle in the fourth quarter.
- Against Jacksonville (1/7), saw action as a reserve on the defensive front and collected a tackle.

#### COLLEGE:

- Was a five-year defensive lineman who played in 51 career games with 45 starts at Texas and was named second-team All-Big 12 by the league's coaches and the Associated Press in 2022.
- As a senior (2022), played in 13 games with 12 starts and totaled 28 tackles, three tackles for loss, 1.5 sacks, a forced fumble and two quarterback hurries. Selected second-team All-Big 12 by both the Big 12 Conference head coaches and the Associated Press. Was tabbed honorable mention Big 12 Defensive Lineman of the Year by the league's coaches.
- As a junior (2021), saw action in all 12 games with 11 starts and registered 15 tackles, two tackles for loss, a sack, a quarterback hurry and collected his first career blocked kick. Earned All-Big 12 honorable mention.
- As a sophomore (2020), started all 10 games and logged 25 tackles, 4.5 tackles for loss, a sack, two pass breakups and a quarterback hurry. Earned All-Big 12 honorable mention.
- As a redshirt freshman (2019), played in all 13 games with 12 starts and made 26 tackles, including 18 solo stops, 4.5 tackles for loss, two sacks and a forced fumble.
- As a freshman (2018), played in three games to maintain a redshirt and collected two tackles.
- Majored in sport management at Texas.

#### PERSONAL:

- Attended Westfield (Texas) High School where he was an All-American and three-time all-district honoree.
- Played in the 2018 Under Armour All-America Game and earned Defensive Player of the Year honors from the Touchdown Club of Houston in 2017.
- Named District 16-6A Defensive MVP and first-team all-district. Named

first-team "Tops in Texas," and chosen to the 2017 Super Team by Dave Campbell's Texas Football.

- Named first-team All-State by the TWSA and honorable mention All-State by the Associated Press in 2017 after recording 56 tackles, including 20 tackles for loss, 7.5 sacks, two forced fumbles, four pressures and two passes batted down as a senior.
- Tabbed honorable mention 6A All-State by the Texas Sports Writers Association, first-team All-District 16-6A, first-team All-Greater Houston by the Houston Chronicle in 2016. Helped Westfield to a 10-4 overall record, including a 7-0 district mark, a district title, and an appearance in 6A Division II state quarterfinals in 2016.
- Unanimously chosen Defensive Newcomer of the Year in District 16-5A in 2015. Collected 26 tackles, two tackles for loss, a sack and five pressures as a sophomore. Helped Westfield to a 10-2 overall record, including a 6-1 district mark, a share of the district title, and an appearance in the 6A Division II area playoffs.
- Transferred to Westfield after playing his freshman season at Oak Ridge.

- Son of Andre Coburn and Jemimah Allen.
- Siblings are Tre, Andre, Jordan, Klee, Sequoia, Arin and Sanaiya.
- Follow Coburn on Instagram at @thekeondre99.
- Born Keondre Coburn on May 23, 2000 in Los Angeles, Calif.

## KEONDRE COBURN'S GAME-BY-GAME

### 2023 Kansas City Chiefs

Date	Opp	W/L	P/S	Tot	Solo	Asst	Sk	- Yds	QBP	TFL	Int	- Yds	-TD	PD	FF	FR	- Yds	SpT	
Sep 7	Det	L	p	1	1	0	0.0	0.0	0	1	0	0	0	0	0	0	0	0	0
<b>Totals</b>		<b>0-1</b>	<b>1/0</b>	<b>1</b>	<b>1</b>	<b>0</b>	<b>0.0</b>	<b>0.0</b>	<b>0</b>	<b>1</b>	<b>0</b>	<b>0</b>	<b>0</b>	<b>0</b>	<b>0</b>	<b>0</b>	<b>0</b>	<b>0</b>	<b>0</b>

### 2023 Tennessee Titans

Date	Opp	W/L	P/S	Tot	Solo	Asst	Sk	- Yds	QBP	TFL	Int	- Yds	-TD	PD	FF	FR	- Yds	SpT	
Dec 17	Hou	L	p	1	0	1	0.0	0.0	1	0	0	0	0	0	0	0	0	0	0
Dec 24	Sea	L	p	1	0	1	0.0	0.0	1	0	0	0	0	0	0	0	0	0	0
Dec 31	@ Hou	L	p	4	2	2	0.0	0.0	1	0	0	0	0	0	0	0	0	0	0
Jan 7	Jax	W	p	1	0	1	0.0	0.0	0	0	0	0	0	0	0	0	0	0	0
<b>Totals</b>		<b>1-3</b>	<b>4/0</b>	<b>7</b>	<b>2</b>	<b>5</b>	<b>0.0</b>	<b>0.0</b>	<b>3</b>	<b>0</b>	<b>0</b>	<b>0</b>	<b>0</b>	<b>0</b>	<b>0</b>	<b>0</b>	<b>0</b>	<b>0</b>	<b>0</b>

### 2024 Tennessee Titans

Date	Opp	W/L	P/S	Tot	Solo	Asst	Sk	- Yds	QBP	TFL	Int	- Yds	-TD	PD	FF	FR	- Yds	SpT	
Sep 8	@ Chi	L	p	1	0	1	0.0	0.0	1	0	0	0	0	0	0	0	0	0	0
Sep 15	NYJ	L	p	0	0	0	0.0	0.0	0	0	0	0	0	0	0	0	0	0	0
Sept 22	GB	L	p	1	0	1	0.0	0.0	0	0	0	0	0	0	0	0	0	0	0
Sept 30	@ Mia	W	S	0	0	0	0.0	0.0	0	0	0	0	0	0	0	0	0	0	0
Oct 13	Ind	L	IA																
Oct 20	@ Buf	L	IA																
Oct 27	@ Det	L	p	0	0	0	0.0	0.0	0	0	0	0	0	0	0	0	0	0	0
Nov 3	NE	W	p	0	0	0	0.0	0.0	0	0	0	0	0	0	0	0	0	0	0
Nov 10	@ LAC	L	p	1	1	0	0.0	0.0	0	0	0	0	0	0	0	0	0	0	0
Nov 17	Min	L	p	1	1	0	0.0	0.0	0	0	0	0	0	0	0	0	0	0	0
Nov 24	@ Hou	W	p	0	0	0	0.0	0.0	0	0	0	0	0	0	0	0	0	0	0
Dec 1	@ Was	L	p	3	3	0	0.0	0.0	0	0	0	0	0	0	0	0	0	0	0
Dec 8	Jax	L	p	1	1	0	0.0	0.0	0	0	0	0	0	0	0	0	0	0	0
Dec 15	Cin	L	p	0	0	0	0.0	0.0	0	0	0	0	0	0	0	0	0	0	0
Dec 22	@ Ind	L	p	1	0	1	0.0	0.0	1	0	0	0	0	0	0	0	0	0	0
Dec 29	@ Jax	L	p	2	2	0	0.0	0.0	0	0	0	0	0	0	0	0	0	0	0
Jan 4/5	Hou																		
<b>Totals</b>		<b>3-13</b>	<b>14/1</b>	<b>11</b>	<b>8</b>	<b>3</b>	<b>0.0</b>	<b>0.0</b>	<b>2</b>	<b>0</b>	<b>0</b>	<b>0</b>	<b>0</b>	<b>0</b>	<b>0</b>	<b>0</b>	<b>0</b>	<b>0</b>	<b>0</b>

## KEONDRE COBURN'S NFL STATISTICS

### REGULAR SEASON

Year	Team	GP	GS	TACKLES				Sk	Yds	QBP	TFL	INTERCEPTIONS					FUMBLES			
				Tot	Solo	Asst	Asst					No	Yds	Lg	TD	PD	FF	FR	Yds	SpT
2023	KC/TEN	5	0	8	3	5	0.0	0.0	3	1	0	0	0	0	0	0	0	0	0	0
2024	Tennessee	14	1	11	8	3	0.0	0.0	2	0	0	0	0	0	0	0	0	0	0	
<b>NFL Totals</b>		<b>19</b>	<b>1</b>	<b>19</b>	<b>11</b>	<b>8</b>	<b>0.0</b>	<b>0.0</b>	<b>5</b>	<b>1</b>	<b>0</b>	<b>0</b>	<b>0</b>	<b>0</b>	<b>0</b>	<b>0</b>	<b>0</b>	<b>0</b>	<b>0</b>	

### Single-Game Highs

Tackles - 4 at Houston (12/31/23)

Tackles For Loss - 1 vs. Detroit (9/7/23)

Quarterback Pressures - 1 (Five times, last at Indianapolis 12/22/24)



# 46 MORGAN COX

LONG SNAPPER • 6'4" • 233 LBS

COLLEGE: TENNESSEE • ACQUIRED: UNRESTRICTED FREE AGENT (BAL) - 2021

NFL EXPERIENCE (NFL/TITANS): 15/4 • HOMETOWN: COLLIERVILLE, TENN.

GAMES PLAYED/GAMES STARTED: 232/0 (PLAYOFFS: 11/0)



SUPER BOWL: 2012



PRO BOWL: 2015, 2016, 2019, 2020, 2022



CAPTAIN: 2023, 2024

**PRO:** The Titans signed unrestricted free agent Morgan Cox during the 2021 offseason to add a veteran presence and experience to the long snapping position. In his first 14 NFL seasons, the 6-foot-4-inch, 233-pounder appeared in 216 regular season games, including all 17 games with the Titans in 2021, 2022 and 2023. The University of Tennessee product is widely considered one of the best at his position in the NFL and has been selected to five Pro Bowls, four as a member of the Baltimore Ravens and one in 2022 with the Titans. The Collierville, Tenn., native was originally signed as a rookie free agent by the Ravens following the 2010 NFL Draft.

#### CAREER HIGHLIGHTS:

- Cox, a five-time Pro Bowler, spent his first 11 NFL seasons (2010-20) with the Baltimore Ravens and appeared in 165 games and 10 postseason contests with the club.
- In 2011, Cox earned the Ravens' Ed Block Courage Award after returning from a significant injury suffered in 2010.

#### TITANS TIDBITS:

- March 7, 2013 was proclaimed "Morgan Cox Day" in his hometown of Collierville, Tenn.
- Cox played an integral part in the Baltimore Ravens' social justice initiatives. In 2018, he participated in the announcement of the HVAC donation from the Players' Social Justice Fund at Lakewood Elementary in Baltimore. In 2017, Cox took part in a police ride along with law enforcement officials in West Baltimore to meet with local youth and discuss topics surrounding social justice.
- Cox was an integral figure in the AFC Pro Bowl team's Kick-Tac-Toe victory at the 2023 Pro Bowl. He nailed all three targets from distance to win the competition for his team.
- Cox's wife, Lauren, is an actress and has appeared in Baltimore filmed TV shows "House of Cards" and "Veep" and on the drama "To-Do."
- Cox served as his high school's newspaper sports editor his final two years at Evangelical Christian High School in Memphis.

#### CAREER TRANSACTIONS:

- The Collierville, Tenn., native was originally signed by the Baltimore Ravens as a rookie free agent on May 6, 2010.
- Signed by the Titans as an unrestricted free agent on March 19, 2021.

#### SEASON RECAPS:

**2024 (16/0 - Tennessee):** Has led the team in special teams tackles once in 2024 (at MIA). Selected as a team captain by his teammates.

- At Chicago (9/8), saw action as the long snapper.
- Against N.Y. Jets (9/15), played as a reserve at long snapper.
- Against Green Bay (9/22), saw action as a reserve at long snapper.
- At Miami (9/30), served as the team's long snapper and executed the snaps for Nick Folk's five field goals and two extra point makes. Led the team with a special teams stop on coverage units.
- Against Indianapolis (10/13), saw action as a reserve as the long snapper.
- At Buffalo (10/20), played as a reserve at long snapper and posted a special teams tackle.
- At Detroit (10/27), served as the team's long snapper.
- Against New England (11/3), executed all of his snaps, including for Nick

Folk's 25-yard game-winning field goal in overtime.

- At L.A. Chargers (11/10), saw action as the team's long snapper.
- Against Minnesota (11/17), served as the team's long snapper.
- At Houston (11/24), executed all of his snaps, including for all three of Nick Folk's 50-plus yard field goals. Notched a special teams tackle on coverage units.
- At Washington (12/1), saw action as the team's long snapper.
- Against Jacksonville (12/8), played as a reserve at long snapper.
- Against Cincinnati (12/15), served as the team's long snapper.
- At Indianapolis (12/22), saw action as the team's long snapper.
- At Jacksonville (12/29), played as a reserve at long snapper. Appeared in his 232nd career game to tie former defensive end Reggie White for fourth place in NFL history for games played by a University of Tennessee product.

**2023 (17/0 - Tennessee):** Appeared in all 17 games for the third consecutive season with the Titans and posted a special teams stop. Helped Nick Folk set a career-high with 96.7 percent accuracy on field goals which led the NFL in 2023. Assisted Ryan Stonehouse in averaging a league-high 53.1 yards per punt in 2023. Selected as a captain by his teammates. Played in his 200th career regular season game at New Orleans (9/10/23).

- At New Orleans (9/10), served as the team's long snapper in his 200th career regular season contest.
- Against L.A. Chargers (9/17), executed all of his snaps, including for Nick Folk's 41-yard game-winning field goal in overtime.
- At Pittsburgh (11/2), executed all of his snaps, including for Nick Folk's record-breaking 36-yard field goal in the first quarter which set a new NFL mark for the most consecutive field goals made under 40 yards (71).
- Against Carolina (11/26), executed all of his snaps, including for Nick Folk's 53-yard field goal just before halftime.
- Against Houston (12/17), saw action as a reserve at long snapper and tallied a special teams stop on coverage units.

**2022 (17/0 - Tennessee):** Named to his fifth career Pro Bowl after playing in all 17 games as the long snapper. Collected a special teams stop.

- Against Indianapolis (10/23), executed all of his snaps, including on all four of Randy Bullock's field goals.
- At Houston (10/30), served as the team's long snapper appearing in his 200th combined regular season (189) and postseason (11) game.
- Against Houston (12/24), saw action as a reserve at long snapper and registered a special teams tackle on coverage units.

**2021 (17/0, 1/0 - Tennessee):** Saw action in all 17 games at long snapper in his first season with the Titans. Registered a special teams tackle. Played as a reserve in the postseason contest.

- Against Arizona (9/12), made his Titans debut handling snapping duties.
- At Seattle (9/19), served as the team's long snapper and produced the snap for Randy Bullock's game-winning 36-yard field goal in overtime.
- At Indianapolis (10/31), saw action as the team's long snapper and executed the snap for Randy Bullock's game-winning 44-yard field goal in overtime.
- Against New Orleans (11/14), saw action as a reserve at long snapper in his 175th career regular season contest.



- At New England (11/28), saw action at long snapper and collected a special teams tackle on coverage units.
- Against San Francisco (12/23), saw action as the team's long snapper and executed the snap for Randy Bullock's game-winning 44-yard field goal.
- Against Miami (1/2), served as the team's long snapper and executed the snaps for Randy Bullock's two field goals and four extra point makes.
- Against Cincinnati (1/22), played as a reserve at long snapper in his 11th career postseason contest.

**2020 (15/0, 2/0 - Baltimore):** Earned his fourth career Pro Bowl selection, helped Justin Tucker record his fifth consecutive season with at least 130 points, tying the NFL record of consecutive seasons with 130-plus points. Tucker connected on 26 of 29 field goals (89.7 percent) and was 52 of 53 on extra points (98.1 percent). Also snapped on all 51 of Sam Koch's 51 punts, who produced a 44.5 gross average and 42.5 net average. Koch was the NFL's only punter to place at least 20 punts (22) inside in the 20-yard line and have no more than one touchback.

- At Cleveland (12/14), snapped to holder Sam Koch on Justin Tucker's 55-yard game-winning field goal with two seconds remaining to give Baltimore a 45-42 lead in the victory.
- At Tennessee (1/10), snapped for Justin Tucker who drilled two of three field goals, including a 51-yarder to give Baltimore a 20-13 lead in the fourth quarter.

**2019 (16/0, 1/0 - Baltimore):** Selected to his third career Pro Bowl. Saw action in all 16 games and helped Justin Tucker record his fourth consecutive season scoring 141 points, connecting on 28 of 29 field goal attempts and 57 of 59 extra points. The Ravens produced the NFL's No. 1 scoring offense (33.2 ppg) and set a franchise record for points (531).

- Against Arizona (9/15), snapped for Justin Tucker to connect on all three field goal attempts, hitting from 33, 28 and 51 yards in the 23-17 win.
- At Pittsburgh (10/6), snapped for Justin Tucker, who kicked a 46-yard field goal in overtime to seal the Ravens' victory in the 26-23 win.
- Against Cincinnati (10/13), snapped for Justin Tucker, who booted a 40-yard field goal to become the fastest kicker in NFL history (118 games) to score 1,000 career points in the 23-17 victory.
- Against San Francisco (12/1), snapped for Justin Tucker, who nailed a 49-yard boot that marked his second game-winning field goal of the season.

**2018 (16/0, 1/0 - Baltimore):** Played in all 16 games and snapped on 65 punts, 36 extra points and 39 field goal attempts, helping the Ravens once again produce one of the NFL's top kicking units with Sam Koch and Justin Tucker. Also posted a special teams tackle.

- Against Buffalo (9/9), snapped on two made field goals from Justin Tucker and helped Sam Koch register five punts for 257 yards (51.4 gross avg.), including three punts inside the 20, in the 47-3 season-opening win.
- Against Denver (9/23), snapped on each of Justin Tucker's two 52-yard field goals in the 27-14 win, which gave Tucker six-career games with multiple 50-plus-yard field goals, the most in NFL history.
- At L.A. Chargers (12/22), snapped on three made field goals, including a season-long-tying 56-yarder from Justin Tucker. Recorded a special teams tackle in the victory.

**2017 (16/0 - Baltimore):** Appeared in all 16 games. Snapped on punts and kicks, helping Sam Koch place a franchise-record and NFL-best 40 punts inside the 20-yard line and Justin Tucker make 34 of 37 field goals (91.9 percent), tying his franchise record of 141 points.

- At Cincinnati (9/10), snapped on two made field goals from Justin Tucker and helped Sam Koch register six punts for 250 yards (41.3 gross avg), including two punts inside the 20-yard line, in the 20-0 season-opening victory.
- Against Chicago (10/15), handled snapping duties, helping Justin Tucker connect on three field goals and Sam Koch boot seven punts for 386 yards (55.0 avg.).
- At Minnesota (10/22), snapped on three made field goals, including a season-long 57-yarder from Justin Tucker. Added a special teams tackle on coverage.
- At Green Bay (11/19), served as the long snapper and helped Sam Koch place five of seven punts inside the 20, in a shutout victory.
- At Cleveland (12/17), handled snapping duties, helping Sam Koch place four punts inside the 20-yard line, including three punts inside the five-yard

line.

**2016 (16/0 - Baltimore):** Earned his second straight Pro Bowl nod after handling all snapping duties and helping Justin Tucker score a franchise record 141 points by connecting on 37 of 38 field goal attempts (lone miss was a block), including 10 of 10 from 50-plus yards. Helped Tucker earn a second Pro Bowl invitation and become a unanimous first-team All-Pro selection.

- Against Cincinnati (11/27), snapped on four made field goals from Justin Tucker, who became the first kicker in NFL history to make three field goals of 50-plus yards in the first half of a game.
- Against Philadelphia (12/18), appeared in his 100th career game.

**2015 (16/0 - Baltimore):** Named to his first career Pro Bowl after snapping on 74 punts, 29 extra points and 40 field goal attempts. Helped Sam Koch earn first career Pro Bowl invite with 46.7 gross and 42.9 net averages.

- At Miami (12/6), snapped on two field goals and an extra point from Justin Tucker, who became the fastest kicker in NFL history to reach the 500-point milestone (60 games).

**2014 (7/0 - Baltimore):** Saw action in the first seven games of the season, snapping on 21 punts, extra points and 18 field goal attempts, before being placed on injured reserve on Oct. 20.

- Against Atlanta (10/19), snapped on punts, field goal attempts and extra points before leaving the game with a knee injury in the 29-7 victory.

**2013 (16/0 - Baltimore):** Played in all 16 games for the third consecutive season and snapped on 91 punts, 41 field goal attempts and 26 extra points. Tied a career high with two special teams stops.

- At Detroit (12/16), snapped on a franchise-record six made field goals, including a franchise record 61-yard game-winner by Justin Tucker, in the 18-16 victory.

**2012 (16/0, 4/0 - Baltimore):** Saw action in all 16 games at long snapper and tied a career-high with two special teams tackles while snapping on 83 punts, 42 extra points and 33 field goal attempts. Played in all four postseason games, snapping on 16 extra points, 22 punts and four field goal attempts in the Ravens' Super Bowl XLVII title run.

- Against Oakland (11/11), snapped on a franchise-record extra points, punts and field goal attempts, and was a part of the successful fake field goal attempt that Sam Koch ran in for a touchdown in the 55-20 win.

**2011 (16/0, 2/0 - Baltimore):** Saw action in all 16 games for the first time in his career and snapped on 73 punts, 40 extra point attempts and 39 field goal attempts. Appeared as a reserve in both postseason contests.

- Against Pittsburgh (9/11), snapped on punts, field goal attempts and extra points, including a fake punt Sam Koch ran in for a two-point conversion.

**2010 (15/0 - Baltimore):** Saw action in 15 games and posted two special teams tackles before being placed on injured reserve on Dec. 29 missing the final regular season game.

- At N.Y. Jets (9/13), snapped on six punts and a field goal attempt in his NFL debut.
- At Cleveland (12/26), snapped on three punts, both extra point attempts and two field goal attempts after significantly injuring his knee in the second quarter.

#### **COLLEGE:**

- Played 39 games in three seasons as the primary long snapper at Tennessee.
- As a senior (2009), handled deep snapper duties on punts, extra points and field goals, the third consecutive year in which he served that role. Often led the charge down field on punts and finished the season with three tackles.
- As a junior (2008), saw action in 12 games. Served as Tennessee's deep snapper for all punts and placements for the second year in a row. Contributed four tackles on special teams, tying for seventh in that category.
- As a sophomore (2007), saw action as the deep snapper in all 14 games and helped placekicker Daniel Lincoln to All-America status and consensus Freshman All-SEC honors.

- In 2006, was a squad member.
- As a true freshman (2005), redshirted.
- Graduated with a degree in accounting from Tennessee.

**PERSONAL:**

- Attended Evangelical Christian (Memphis, Tenn.) High School, helping guide the Eagles to a state championship appearance as a senior and the semifinal game as a junior.
- As a senior, played center and long snapper earning All-State honorable mention and the Memphis Commercial Appeal Best of Preps Award.
- Began his role as the deep snapper during his junior season of high school.
- Played on the defensive and offensive lines as freshman and sophomore.
- Follow Cox on X and Instagram at @morgancox46.
- Born Morgan Cox on April 26, 1986 in Collierville, Tenn.

## MORGAN COX'S NFL STATISTICS

### REGULAR SEASON

Year	Team	GP	GS	SpT
				Tackles
2010	Baltimore	15	0	1
2011	Baltimore	16	0	0
2012	Baltimore	16	0	2
2013	Baltimore	16	0	2
2014	Baltimore	7	0	0
2015	Baltimore	16	0	0
2016	Baltimore	16	0	2
2017	Baltimore	16	0	1
2018	Baltimore	16	0	1
2019	Baltimore	16	0	0
2020	Baltimore	15	0	2
2021	Tennessee	17	0	1
2022	Tennessee	17	0	1
2023	Tennessee	17	0	1
2024	Tennessee	16	0	3
<b>NFL Totals</b>		<b>232</b>	<b>0</b>	<b>17</b>

### PLAYOFFS

Year	Team	GP	GS	SpT
				Tackles
2011	Baltimore	2	0	0
2012	Baltimore	4	0	0
2018	Baltimore	1	0	0
2019	Baltimore	1	0	0
2020	Baltimore	2	0	0
2021	Tennessee	1	0	0
<b>NFL Totals</b>		<b>11</b>	<b>0</b>	<b>0</b>

### Additional Statistics

Fumble Recovery - 1 (2013)

# 71 JAELYN DUNCAN

OFFENSIVE LINE • 6'6" • 306 LBS

COLLEGE: MARYLAND • ACQUIRED: 6TH ROUND - 2023

NFL EXPERIENCE (NFL/TITANS): 2/2 • HOMETOWN: NEW CARROLLTON, MD.

GAMES PLAYED/GAMES STARTED: 15/8 (PLAYOFFS: 0/0)



**PRO:** The Titans selected Jaelyn Duncan in the sixth round (186th overall) of the 2023 NFL Draft. The 6-foot-6-inch, 306-pounder brings quick feet and patient hands to the trenches of the offensive line. As a rookie, Duncan appeared in 10 games, making five starts at left tackle. The New Carrollton, Md., native appeared in 42 games with 39 starts at left tackle over five seasons at Maryland.

#### TITANS TIDBITS:

- Growing up, Duncan didn't play organized sports and wasn't introduced to football until he was a freshman at Northern High School. As a freshman, Duncan played travel football for the Patuxent Rhinos 15-U team. He then joined the varsity team at Northern as a sophomore where he played until transferring for his senior year to St. Frances Academy, a Catholic high school in Baltimore with many high-profile recruits.
- Duncan said he relied on his sheer physical advantages until his redshirt freshman year of college when he really began to understand and implement different techniques into his game.
- Duncan and Titans first-round draft pick Peter Skoronski faced off in the Big Ten, worked out together and share the same trainer. Duncan has also reunited with Titans tight end and Maryland alum Chig Okonkwo.

#### CAREER TRANSACTIONS:

- The New Carrollton, Md., native was selected by the Tennessee Titans in the sixth round (186th overall) of the 2023 NFL Draft.

#### SEASON RECAPS:

**2024 (5/3):** Placed on injured reserve on Oct. 26 and missed nine games before being designated to return on Dec. 23.

- At Chicago (9/8), played as a reserve on special teams.
- Against N.Y. Jets (9/15), saw action as a reserve on special teams.
- Against Green Bay (9/22), started as an extra tight end and played as a reserve at right tackle.
- At Miami (9/30), was inactive.
- Against Indianapolis (10/13), was inactive.
- At Buffalo (10/20), started at right tackle but left the game after the first offensive series with an injury.
- At Jacksonville (12/29), started at right tackle but left the game with an injury in the second quarter.

**2023 (10/5):** Played in 10 games with five starts at left tackle as a rookie. Was inactive for seven contests. Made his NFL debut against the L.A. Chargers (9/17/23). Registered his first career NFL start against Carolina (11/26/23).

- At Pittsburgh (11/2), saw limited action as a reserve at left tackle after Andre Dillard left the game with an injury in the third quarter.
- At Jacksonville (11/19), entered the game as a reserve at right tackle after Chris Hubbard left the contest with an injury late in the second quarter.
- Against Carolina (11/26), made his first career NFL start at left tackle.
- Against Indianapolis (12/3), started at left tackle and helped open holes for Titans' ball carriers to gain 177 yards on the ground, including 102 yards and two rushing scores from Derrick Henry.
- At Miami (12/11), started at left tackle and protected for an offense that amassed a season-best 403 total yards, including a career-high 327 passing yards for Will Levis.
- Against Seattle (12/24), started at left tackle and helped open holes for Titans' rushers to gain 162 yards on the ground. Left the game in the third quarter with an injury.

#### COLLEGE:

- In five seasons at Maryland (2018-22), Duncan appeared in 42 games with 39 starts. A four-year starter on the offensive line, Duncan won the starting left tackle position one game into his redshirt freshman campaign. Was named Honorable Mention All-Big Ten three times during his career (2020-22).
- As a senior (2022), started all 12 games he appeared in. Blocked for a Maryland passing offense that ranked third in the Big Ten in 2022 by averaging 259.8 yards per game in the air. Participated in the Reese's Senior Bowl and was chosen to participate in the NFL Combine. Named Honorable Mention All-Big Ten.
- As a junior (2021), appeared in all 13 games with 11 starts at left tackle. Part of Pro Football Focus Offensive Line of the Week for efforts against Kent State (9/25). Blocked for the record-setting pass offense, which set a program record for most passing yards in a season with 3,960. Protected Taulia Tagovailoa, who broke program records in passing yards (3,860), passing touchdowns (26), completions (328), completion percentage (69.2%) and 300-yard passing games (seven). Named Honorable Mention All-Big Ten.
- As a sophomore (2020), started all five games, one of only six Terps to play in all five contests. Helped block for Big Ten's second-highest ranked passing offense, averaging 264 yards per game. Opened holes for Jake Funk, who averaged 8.60 yards per carry, the second-highest average in the FBS. Protected for Taulia Tagovailoa, who threw for 1,011 yards in just four games, including the 10th highest passing total in a single game in program history with 394 in win over Minnesota (10/30). Named Honorable Mention All-Big Ten.
- As a redshirt freshman (2019), appeared in all 12 games, starting in the final 11 at left tackle. Blocked for a running back tandem in Javon Leake and Anthony McFarland Jr., who were one of only two duos on power five teams in the country to both have seven rushing touchdowns. Blocked for Javon Leake, who averaged 7.2 yards per carry, the fourth-highest total of the country. Contributed to an offense that had three games scoring over 45 points. Blocked for the second-most points in Maryland history with 79 vs Howard (8/31).
- Redshirted in 2018.
- Graduated in December of 2022 with a degree in family science from Maryland.

#### PERSONAL:

- Attended Northern (Md.) High School for his first three years of high school before transferring to St. Frances for his senior year.
- Earned Baltimore Sun first-team All-Metro honors at left tackle after helping the Panthers to a 13-0 record against local and national opponents. and the MIAA A Conference Championship.
- Was a 4-star recruit and ranked third overall in the state of Maryland according to ESPN. A 2017 Under Armour All-American.
- Chose the University of Maryland over many other schools so that he could stay close to friends and family.
- Son of Tamika Duncan.
- Has one daughter named Ava.
- Follow Duncan on X at @king\_jay70 and on Instagram at @\_\_bigdawgjay\_\_.
- Born Jaelyn Alexander Duncan on July 8, 2000 in Silver Springs, Md.



## JAELYN DUNCAN'S NFL STATISTICS

### REGULAR SEASON

Year	Team	GP	GS
2023	Tennessee	10	5
2024	Tennessee	5	3
<b>NFL Totals</b>		<b>15</b>	<b>8</b>

### Starts Breakdown:

2023 - LT 5; 2024 - TE 1, RT 2

# 6 NICK FOLK

KICKER • 6'1" • 225 LBS

COLLEGE: ARIZONA • ACQUIRED: TRADE (NE) - 2023

NFL EXPERIENCE (NFL/TITANS): 17/2 • HOMETOWN: SHERMAN OAKS, CALIF.

GAMES PLAYED/GAMES STARTED: 242/0 (PLAYOFFS: 6/0)



PRO BOWL: 2007

**PRO:** The Titans acquired Nick Folk prior to the start of the 2023 regular season to add stability and veteran experience to the kicking game. During the 2023 season, Folk led the NFL with a career best 96.7 percent accuracy on field goals while connecting on 29 of 30 attempts. He also set a new NFL record with an ongoing streak of 78 consecutive field goals made under 40 yards. Prior to arriving in Tennessee, the 6-foot-1-inch, 225-pounder appeared in 211 games over 15 seasons with the Dallas Cowboys (2007-09), N.Y. Jets (2010-16), Tampa Bay Buccaneers (2017) and New England Patriots (2019-22). The University of Arizona product became the 35th NFL player to reach 300 career field goals and he holds the NFL record with 64 consecutive regular season field goals made under 50 yards.

#### CAREER HIGHLIGHTS:

- Enters the 2024 season 19th in NFL history with 382 career field goals and ranks third among active kickers.
- In 2023, Folk led the NFL with a career-best 96.7 percent accuracy on field goals which also established a new franchise record for a single season.
- Is one of six NFL players to have at least five seasons with 30 field goals.
- Enters the 2024 season with a streak of 78 straight field goals made under 40 yards which is an NFL record.
- Holds the NFL record with 64 consecutive regular season field goals made under 50 yards.

#### TITANS TIDBITS:

- Folk is a dual citizen of both the United States and Germany.
- Folk's mother is a direct descendant of William Bradford, an original Mayflower passenger and governor of Plymouth Colony.
- The Children's Tumor Foundation has a special place in Folk's heart. His cousin, Blake, has neurofibromatosis (NF), a genetic disorder that causes tumors to grow on nerves throughout the body. The term NF represents three distinct disorders: NF1, NF2 and schwannomatosis. For Blake, his NF impacts him most where his optic nerves cross in his brain. He currently has five brain tumors. Though NF affects over 2.5 million people worldwide, it is still relatively unknown in the general public. The Children's Tumor Foundation's MAKE NF VISIBLE campaign brings awareness and inclusion to all NF patients. Those with visible signs of NF struggle to be seen as more than just their NF, while patients whose NF is invisible struggle to make others understand. MAKE NF VISIBLE is about seeing NF, and seeing the person living with it. Learn more at [makenfvisible.org](http://makenfvisible.org).

#### CAREER TRANSACTIONS:

- The Sherman Oaks, Calif., native was originally selected by the Dallas Cowboys in the sixth round (178th overall) of the 2007 NFL Draft.
- Waived by the Cowboys on Dec. 22, 2009.
- Signed by the N.Y. Jets as a free agent on Feb. 23, 2010.
- Released by the Jets on Feb. 24, 2017.
- Signed by the Tampa Bay Buccaneers as a free agent on March 20, 2017.
- Released by the Buccaneers on Feb. 22, 2018.
- Signed by the New England Patriots as a free agent on Oct. 30, 2019.

- Released by the Patriots on Nov. 29, 2019 and re-signed by the team on Dec. 7, 2019.
- Released by the Patriots on Sept. 5, 2020 and signed to the team's practice squad a day later.
- Activated from the practice squad to the active roster standard elevation on Sept. 12, 2020.
- Signed by the Patriots to their active roster from the practice squad on Sept. 16, 2020.
- Released by the Patriots on Aug. 31, 2021 and signed to the team's practice squad a day later.
- Activated from the practice squad to the active roster standard elevation on Sept. 11, 2021.
- Activated from the practice squad to the active roster standard elevation on Sept. 18, 2021.
- Signed by the Patriots to their active roster from the practice squad on Sept. 21, 2021.
- Traded by the Patriots to the Titans on Aug. 29, 2023 in exchange for a 2025 seventh-round pick.

#### SEASON RECAPS:

- 2024 (14/0 - Tennessee):** Has made 85 consecutive field goals on attempts from less than 40 yards which is a new NFL record. His 403 career field goals rank 14th in NFL history. Nailed his 401st career field goal surpassing Mason Crosby (400) for 14th place in NFL history at Washington (12/1/24). Named AFC Special Teams Player of the Week for Week 4 after a five field goal performance at Miami (9/30/24). Has tied for the team lead in special teams tackles once in 2024 (at LAC).
- At Chicago (9/8), connected on his lone field goal (40) and both extra point chances. Extended the Titans lead to 10-0 with a 40-yard field goal early in the second quarter.
  - Against N.Y. Jets (9/15), made good on his lone field goal (41) and both extra point chances. Gave the Titans a 10-7 lead with a 41-yard field goal as time expired in the first half. With his 384th career field goal, he surpassed Nick Lowery (383) for 18th place in NFL history.
  - Against Green Bay (9/22), made both of his extra point chances and registered touchbacks on all three of his kickoffs.
  - At Miami (9/30), named AFC Special Teams Player of the Week after matching his career high with five field goals (53, 52, 47, 51, 29) and also made both extra points. Established a career high with three field goals of 50-plus yards in the game. Gave the Titans a 3-0 lead with a 53-yard field goal early in the second quarter. Extended the Titans lead to 6-0 with a 52-yard kick midway through the second stanza. Nailed a 47-yard field goal to increase the Titans lead to 9-6 as time expired in the first half. Booted a 51-yard field goal late in the third quarter to give the Titans a 19-6 advantage. Made a 29-yard kick to increase the Titans lead to 22-6 in the final stanza. Nailed his 387th career field goal surpassing David Akers (386) for 17th place in NFL history.
  - Against Indianapolis (10/13), connected on his lone field goal (44) and both extra point chances. Gave the Titans a 10-7 lead with a 44-yard field goal in the second quarter.
  - At Buffalo (10/20), made good on his lone field goal (25) and only extra point chance. Got the Titans on the scoreboard with a 25-yard field goal in the opening quarter.
  - At Detroit (10/27), made both of his extra point chances and registered touchbacks on two of his three kickoffs.

- Against New England (11/3), connected on a pair of field goals (21, 25) and both extra point chances. Evened the score at 10-10 with a 21-yard field goal late in the third quarter. Gave the Titans a 20-17 lead with a 25-yard field goal with 2:32 left to play in the extra session. Registered his 14th career game-winning field goal, including 13 in the regular season and one in the playoffs. It was his second game-winner since joining the Titans in 2023. Increased his current streak to 20 consecutive field goals made since Nov. 12, 2023, which is the fourth-longest streak of his career and tied for the Titans/Oilers franchise record.
- At L.A. Chargers (11/10), connected on one of two field goals (27) and both extra point chances. Posted a special teams stop on coverage units. Cut the Chargers' lead to 13-10 with a 27-yard field goal in the third quarter.
- Against Minnesota (11/17), made good on both field goal attempts (30, 43) and his lone extra point chance. Gave the Titans an early 3-0 lead with a 30-yard field goal in the first quarter. Cut the Vikings' lead to 23-13 with a 43-yard kick early in the final stanza.
- At Houston (11/24), connected on all three field goals (51, 56, 51) and all three extra point chances. Registered his second career game with three field goals of 50-plus yards. Cut the Texans' lead to 7-3 with a 51-yard field goal in the opening quarter. Gave the Titans a 20-17 lead with a career-high-tying 56-yard field goal as time expired in the first half. His 56-yard field goal tied for the second-longest field goal in franchise history. Increased the Titans' advantage to 23-17 with a 51-yard kick early in the third quarter.
- At Washington (12/1), made good on both field goals (41, 44) and his lone extra point chance. Registered his 400th career field goal with a 41-yard kick in the third quarter. Nailed a 44-yard field goal later in the third stanza, passing Mason Crosby (400) for 14th place in NFL history in career field goals.
- Against Jacksonville (12/8), connected on both field goal attempts (46, 39). Became the eighth player in franchise history to reach 50 field goals. Gave the Titans an early 3-0 lead with a 46-yard field goal in the first quarter. Increased the Titans' advantage to 6-0 with a 39-yard kick in the third stanza.
- Against Cincinnati (12/15), made good on all three of his extra point chances.
- At Indianapolis (12/22), was inactive, ending a streak of 85 consecutive games played.
- At Jacksonville (12/29), was inactive.

**2023 (17/0 - Tennessee):** Saw action in all 17 games in his first season with the Titans. Led the NFL with a career-best 96.7 percent accuracy on field goals. His 96.7 percent accuracy on field goals also established a new franchise record for a single season. Connected on 29 of 30 field goals and 28 of 30 extra point chances for 115 points. It was his 11th career 100-point season and his fourth consecutive season reaching that mark. Punted twice for 81 yards. Named AFC Special Teams Player of the Week after nailing the game-winning field goal against the L.A. Chargers (9/17/23).

- At New Orleans (9/10), made his Titans debut and connected on all five of his field goals (50, 27, 31, 45, 29) which tied his career-high mark. Gave the Titans an early 3-0 lead with a 50-yard field goal in the opening quarter. Increased the Titans' lead to 6-3 with a 27-yard field goal in the opening stanza. Nailed a 31-yard field goal to give the Titans a 9-6 halftime advantage. Cut the Saints' lead to 16-12 with a 45-yard field goal early in the fourth quarter. Connected on a 29-yard field goal to pull the Titans to within one at 16-15 with 2:20 remaining in the game.
- Against L.A. Chargers (9/17), named AFC Special Teams Player of the Week after making good on both of his field goals (33, 41) and all three extra point chances. Connected on his 13th career game-winning field goal. Cut the Chargers' lead to 14-10 with a 33-yard field goal as time expired in the first half. Nailed the game-winning, 41-yard field goal midway through the overtime session.
- Against Cincinnati (10/1), made good on both field goals (53, 35) and all three extra point tries. Evened the score at 3-3 with a 53-yard field goal in the opening stanza. Increased the Titans' advantage with a 35-yard field goal in the third quarter.
- At Indianapolis (10/8), made good on all three field goal attempts (27, 53, 34) and his lone extra point chance. Gave the Titans an early 3-0 lead with a 27-yard field goal in the opening quarter. Cut the Colts' lead to 10-6 with a 53-yard field goal in the second stanza. Connected on a 34-yard field goal to get the Titans to within a point at 17-16 late in the third quarter.
- At Pittsburgh (11/2), connected on all three field goals (36, 26, 48) and

his lone extra point try. Registered his 51st career game with three or more field goals. With a 36-yard field goal in the first quarter, set a new NFL record for the most consecutive field goals made under 40 yards. It was his 71st such field goal without a miss, breaking the mark established by Justin Tucker from 2016 to 2020. Nailed a 36-yard field goal as time expired in the first half to give the Titans a 13-10 halftime advantage. Made good on a 48-yard field goal late in the third quarter to give the Titans a 16-13 lead.

- At Tampa Bay (11/12), made good on two of three field goal attempts (38, 27). Gave the Titans an early 3-0 lead with a 38-yard field goal in the opening stanza. Made 20 consecutive field goals as a member of the Titans, which tied for the longest streak in franchise history before missing a 51-yard attempt in the second quarter. Connected on a 27-yard field goal early in the fourth quarter.
- Against Indianapolis (12/3), nailed both field goal attempts (24, 46) and connected on two of three extra point opportunities. Served as the team's punter after Ryan Stonehouse left the game with an injury in the fourth quarter, marking the first time he punted in 16 NFL seasons. Punted twice for 81 yards (40.5 avg.) with a long of 41 yards. Gave the Titans a 10-7 lead with a 24-yard field goal late in the opening quarter. Gave the Titans the lead in overtime with a 46-yard field goal.
- At Miami (12/11), connected on both field goals (28, 23) and both extra point chances. Gave the Titans a 10-7 halftime advantage with a 28-yard field goal as time expired in the second quarter. Nailed a 23-yard field goal to give the Titans a 13-10 lead late in the third quarter.
- Against Houston (12/17), made good on his lone field goal (45) and one of two extra point chances. Reached the 100-point mark (103) for the 11th time in his career and for the fourth consecutive season. Increased the Titans' lead to 16-9 with a 45-yard field goal in the fourth quarter.

**2022 (17/0 - New England):** Played in all 17 games and made 32 of 37 field goal attempts and 32 of 35 extra point attempts for 128 total points. Kicked five field goals in two games: against Detroit (10/9) and at the N.Y. Jets (10/30). Was AFC Special Teams Player of the Week for his performance against the Jets.

- At Cleveland (10/16), extended his NFL record to 64 straight field goals made under 50 yards with a 19-yard field goal in the first quarter, but the streak ended in the fourth quarter with a 45-yard field goal that was wide right. It was Folk's first miss from inside the 50-yard line since a 45-yard field goal attempt in the 2020 season-opener against Miami on Sept. 13.
- At Buffalo (1/8), made a 24-yard field goal in the third quarter to extend his streak to 60 straight field goals made under 40 yards. His last miss under 40 yards was a 31-yard field goal attempt on Oct. 12, 2017 against New England when he played for Tampa Bay.

**2021 (17/0, 1/0 - New England):** Began the season on the practice squad. Was elevated to the active roster for the first two games before being signed to the 53-man roster on Sept. 21. Played in all 17 regular season games and recorded an NFL-leading 150 points (tied with Daniel Carlson of the Raiders). Finished the season 36 of 39 on field goals and 42 of 47 on extra points. His 92.3 conversion rate was the second-highest of his career, behind the 92.9 mark he set in 2020. Had a career-high 36 field goals, which was second in the NFL. Tied the team record for most 50-yard field goals in a season with five 50-yard field goals. Had four or more field goals in a game five times. Became the 35th NFL player to reach 300 career field goals.

- Against Tampa Bay (10/3), set the Patriots team-record with 36 consecutive field goals with a 27-yarder before missing a 56-yarder with under a minute to go in the game, ending his streak. The 36 straight field goals are tied for the sixth-longest streak in NFL history.
- At Houston (10/10), connected on all four field goals in the victory (52, 52, 32 and 21) and earned AFC Special Teams Player of the Week for his performance.
- Against Tennessee (11/28), connected on five of six field goals (22, 37, 44, 28 and 52) and set a career-high with 18 total points.

**2020 (16/0 - New England):** Initially began the season on the practice squad before being added to the 53-man roster prior to the season opener. Played in all 16 games and finished the season 26 of 28 on field goals and 30 of 33 on extra points. The 92.9 field goal conversion rate marked the highest percentage of his career and the third-highest in team history. Finished the season with 26 consecutive made field goals. After missing his first two field goals of the season, Folk did not miss, marking the second-longest field goal streak in team history and the longest streak



in his career. Became the first kicker in NFL history to kick two game-winning field goals as time expired in a single season in NFL history. Kicked a 51-yarder at N.Y. Jets (11/9) and a 50-yarder vs. Arizona (11/29) with no time left to win both contests.

- At N.Y. Jets (11/9), lifted the Patriots to a 30-27 win with a 51-yard field goal as time expired, the longest game-winning field goal as time expired in team history. Went three for three on field goals overall and made all three extra point attempts. Was named AFC Special Teams Player of the Week.

- Against Arizona (11/29), successfully made both extra point attempts and went two for two on field goals, including a game-winning, walk-off 50-yard field goal as time expired in the win. Was named AFC Special Teams Player of the Week.

**2019 (7/0, 1/0 - New England):** Appeared in seven regular season games with the Patriots and successfully converted 14 of 17 field goal attempts and all 12 extra point tries. Was released on Nov. 29 and re-signed on Dec. 7. Saw action in the playoff contest and connected on both field goals and an extra point.

- At Baltimore (11/3), made his Patriots debut and booted both field goals (22, 19) and made both extra points he attempted in the loss.
- At Philadelphia (11/17), made all three field goals he attempted (35, 22, 39) in the win.
- Against Buffalo (12/21), connected on all four kicks he attempted with three field goals (36, 51, 20) and one extra point in the win. The 51-yard field goal in the third quarter was his season-long.
- Against Tennessee (1/4), made both field goals (36, 21) he attempted and an extra point in the AFC Wild Card loss.

**2018 (0/0):** Was out of the National Football League. Spent the 2019 NFL offseason with the Arizona Hotshots of the Alliance of American Football.

**2017 (4/0 - Tampa Bay):** Played in four games for the Buccaneers and converted six of 11 field-goals and seven of nine extra points before suffering a season-ending injury. Placed on injured reserve on Oct. 9 and missed the final 12 contests.

**2016 (16/0 - N.Y. Jets):** Played in all 16 games and made 27 of 31 field goals and 24 of 26 extra points. Posted five games of three or more made field goals.

- At Buffalo (9/15), registered a season-high 13 points, including tying a season-high with four extra points.
- Against New England (11/27), connected on a season-long 51-yard field goal.

**2015 (8/0 - N.Y. Jets):** Appeared in eight games for the Jets and converted 13 of 16 field goals and all 19 extra points. Was placed on season-ending injured reserve on Nov. 10.

- At New England (10/25), connected on all three field-goal attempts and both extra-point attempts for a season-high 11 points, including a season-long 55-yard field goal.

**2014 (16/0 - N.Y. Jets):** Played in all 16 games and successfully made 32 of 39 field goal attempts and all 23 extra points. Had five games of three or more made field goals.

- Against Buffalo (10/26), booted a season-long 55-yard field goal.
- At Minnesota (12/7), connected on a career-high five field goals and an extra point for a season-high 16 points.

**2013 (16/0 - N.Y. Jets):** Saw action in all 16 games and converted 33 of 36 field goals and all 27 extra points for 126 points scored. Had five games of three or more made field goals.

- Against Tampa Bay (9/8), was named AFC Special Teams Player of the Week after successfully booting an extra point and three field goals, including a late-game winner in the season-opening win.
- Against New Orleans (11/3), posted a season-high 14 points on four field-goals and two extra points, earning AFC Special Teams Player of the Week for his efforts.
- At Carolina (12/15), kicked a season-long 54-yard field goal.

**2012 (16/0 - N.Y. Jets):** Played in all 16 games and converted 21 of 27 field goals and all 30 extra points attempted, finishing the season with 93 points.

- Against Buffalo (9/9), tied a career-high with six extra points made and kicked two field goals in the season-opening win.
- At New England (10/21), tallied a season-high 14 points by connecting on all four field goal attempts and two extra points. Kicked a season-long 54-yard field goal.

**2011 (16/0 - N.Y. Jets):** Kicked in all 16 games and finished the season making good on 19 of 25 field goals and 44 of 44 on extra points for 101 points.

- Against Jacksonville (9/18), posted a season-high 12 points scored on three field goals and three extra points made.
- At Washington (12/4), booted a season-long 51-yard field goal in the win.

**2010 (16/0, 3/0 - N.Y. Jets):** Played in all 16 regular season contests and successfully converted 30 of 39 field goals and all 37 extra points, tallying 127 points. Saw action in all three playoff games and converted two of three field goals and all eight extra-point attempts.

- Against Minnesota (10/11), notched a single-game career-high 17 points after kicking five field goals and two extra points in the win. His five field goals made also tied a career high.
- At Denver (10/17), booted a career-long 56-yard field goal.

**2009 (14/0 - Dallas):** Appeared in 14 games for the Cowboys and converted 18 of 28 field-goal attempts and all 36 extra points, finishing the season with 90 points. Released by Dallas on Dec. 22.

- Against Atlanta (10/25), tallied a season-high 13 points on three made field goals and four extra points in the win.

**2008 (16/0 - Dallas):** Played in all 16 games for the Cowboys, scoring 102 points on 20 of 22 field goals and all 42 extra points attempted.

- Against San Francisco (11/23), registered a season-high 15 points on four made field goals and three extra points in the win.

**2007 (16/0, 1/0 - Dallas):** Kicked in all 16 regular season games as a rookie for the Cowboys, posting 131 points on 26 of 31 field goals and 53 of 53 extra points. Successfully converted one field goal and two extra points in the divisional playoffs. Earned Pro Bowl honors and was named to the PFWA All-Rookie Team.

- Against N.Y. Giants (9/9), made his NFL debut and made a single-game career-high six extra points in the season-opening win. Also made one field goal.
- At Buffalo (10/8), named NFC Special Teams Player of the Week for converting all four field-goal attempts and an extra points in the win.

#### COLLEGE:

- Played collegiately at Arizona, where he made 30 of 47 field goals, with a long of 53 yards. Also went 79 of 81 on extra points.
- Also had 96 punts for 4,242 yards (44.2 avg.), including a long of 61 yards.
- As a senior (2006), earned first-team All-Pac-10 honors after hitting on 15 of 20 field goal attempts, with a long of 52 yards.
- Earned honorable mention All-Pac-10 honors as a junior (2005), making 31 of 33 extra points and seven of 11 field goals.
- Won the starting kicking job as a sophomore for the Wildcats (2004) and earned All-Pac-10 honorable mention after making eight of 13 field goal attempts and all 18 of his extra points.
- As a redshirt freshman (2003), played in 10 games and took over as the placekicker in the last four contests.
- Majored in marketing at Arizona.

#### PERSONAL:

- Attended Notre Dame High School (Sherman Oaks, Calif.), where he was named to the All-California Interscholastic Federation Southern Section second-team kicker and first-team punter.

- Finished his prep career by hitting five-of-nine field goal attempts, including a long of 52 yards.
- Lettered four years in football and soccer.
- Was named to All-Mission League Academic Team and won the Scholar-Athlete Award.
- Married to wife, Julianne.
- Follow Folk on Instagram and Twitter @nickfolk2.
- Born Nicholas Alexander Folk on Nov. 5, 1984 in Los Angeles, Calif.

## NICK FOLK'S GAME-BY-GAME

### 2007 Dallas Cowboys

Date	Opp	W/L	PAT		FG			1-19		20-29		30-39		40-49		50+		LG	Pts	Kick-by-Kick	Kickoffs			
			Ma	Att	Ma	Att	Pct	Ma	Att	Ma	Att	Ma	Att	Ma	Att	Ma	Att				No	InEZ	TB	PctTB
Sept 9	NYG	W	6	6	1	1	100.0	0	0	0	0	1	1	0	0	0	0	31	9	31	8	4	1	12.5
Sept 16	@ Mia	W	4	4	3	3	100.0	0	0	2	2	0	0	1	1	0	0	47	13	26, 28, 47	8	3	1	12.5
Sept 23	@ Chi	W	4	4	2	3	66.7	0	0	0	1	1	1	1	0	0	44	10	30, 23b, 44	7	2	0	0.0	
Sept 30	StL	W	5	5	0	0	-	0	0	0	0	0	0	0	0	0	-	5		6	2	1	16.7	
Oct 8	@ Buf	W	1	1	4	4	100.0	0	0	1	1	1	1	1	1	1	53	13	47, 29, 37, 53	4	2	0	0.0	
Oct 14	NE	L	3	3	2	2	100.0	0	0	1	1	1	1	0	0	0	38	9	38, 23	6	1	0	0.0	
Oct 21	Min	W	3	3	1	2	50.0	0	0	0	0	0	0	1	1	0	45	6	50m, 45	5	1	1	20.0	
Nov 4	@ Phi	W	5	5	1	1	100.0	0	0	1	1	0	0	0	0	0	22	8	22	7	0	0	0.0	
Nov. 11	@ NYG	W	4	4	1	1	100.0	0	0	0	0	0	0	1	1	0	44	7	44	6	0	0	0.0	
Nov. 18	Was	W	4	4	0	1	0.0	0	0	0	0	0	0	0	0	0	-	4	51m	5	1	0	0.0	
Nov 22	NYJ	W	4	4	2	2	100.0	0	0	1	1	0	0	1	1	0	46	10	46, 27	7	0	0	0.0	
Nov 29	GB	W	4	4	3	3	100.0	0	0	2	2	0	0	0	0	1	51	13	26, 51, 25	8	1	0	0.0	
Dec 9	@ Det	W	4	4	0	1	0.0	0	0	0	0	0	0	0	1	-	4	50m	5	1	0	0.0		
Dec 16	Phi	L	0	0	2	2	100.0	0	0	1	1	1	1	0	0	0	33	6	33, 23	3	0	0	0.0	
Dec 22	@ Car	W	2	2	2	2	100.0	0	0	1	1	0	0	1	1	0	37	8	37, 30	5	0	0	0.0	
Dec 30	@ Was	L	0	0	2	3	66.7	0	0	0	1	2	2	0	0	0	37	6	28m, 37, 30	3	0	0	0.0	
<b>Totals</b>	<b>13-3</b>		<b>53</b>	<b>53</b>	<b>26</b>	<b>31</b>	<b>83.9</b>	<b>0</b>	<b>0</b>	<b>10</b>	<b>12</b>	<b>7</b>	<b>7</b>	<b>7</b>	<b>7</b>	<b>2</b>	<b>5</b>	<b>53</b>	<b>131</b>		<b>93</b>	<b>18</b>	<b>4</b>	<b>4.3</b>
<b>Playoffs</b>																								
Jan 13	NYG	L	2	2	1	1	100.0	0	0	0	0	1	1	0	0	0	0	34	5	34	4	0	0	0.0
<b>Totals</b>	<b>0-1</b>		<b>2</b>	<b>2</b>	<b>1</b>	<b>1</b>	<b>100.0</b>	<b>0</b>	<b>0</b>	<b>0</b>	<b>0</b>	<b>1</b>	<b>1</b>	<b>0</b>	<b>0</b>	<b>0</b>	<b>0</b>	<b>34</b>	<b>5</b>		<b>4</b>	<b>0</b>	<b>0</b>	<b>0.0</b>

### 2008 Dallas Cowboys

Date	Opp	W/L	PAT		FG			1-19		20-29		30-39		40-49		50+		LG	Pts	Kick-by-Kick	Kickoffs			
			Ma	Att	Ma	Att	Pct	Ma	Att	Ma	Att	Ma	Att	Ma	Att	Ma	Att				No	InEZ	TB	PctTB
Sept 7	@ Cle	W	4	4	0	0	-	0	0	0	0	0	0	0	0	0	-	4		5	1	0	0.0	
Sept 15	Phi	W	5	5	2	2	100.0	0	0	0	0	0	0	1	1	1	1	51	11	51, 47	8	0	0	0.0
Sept 21	@ GB	W	3	3	2	2	100.0	0	0	1	1	1	1	0	0	0	39	9	25, 39	6	0	0	0.0	
Sept 28	Was	L	3	3	1	1	100.0	0	0	0	0	1	1	0	0	0	36	6	36	3	2	0	0.0	
Oct 5	Cin	W	4	4	1	1	100.0	0	0	0	0	1	1	0	0	0	30	7	30	6	2	0	0.0	
Oct 12	@ Ari	L	3	3	1	2	50.0	0	0	0	0	0	1	0	0	1	52	6	37m, 52	4	0	0	0.0	
Oct 19	@ StL	L	2	2	0	1	0.0	0	0	0	0	0	0	0	1	0	-	2	46m	3	0	0	0.0	
Oct 26	TB	W	1	1	2	2	100.0	0	0	0	0	1	1	1	1	0	45	7	38, 45	2	1	0	0.0	
Nov 2	@ NYG	L	2	2	0	0	-	0	0	0	0	0	0	0	0	0	-	2		3	0	0	0.0	
Nov 16	@ Was	W	2	2	0	0	-	0	0	0	0	0	0	0	0	0	-	2		3	0	0	0.0	
Nov 23	SF	W	3	3	4	4	100.0	0	0	0	0	0	0	4	4	0	48	15	48, 41, 47, 42	8	0	0	0.0	
Nov 27	Sea	W	4	4	2	2	100.0	0	0	0	0	0	0	2	2	0	42	10	41, 42	7	1	0	0.0	
Dec 7	@ Pit	L	1	1	2	2	100.0	0	0	0	0	1	1	1	1	0	44	7	44, 33	3	0	0	0.0	
Dec 14	NYG	W	2	2	0	0	-	0	0	0	0	0	0	0	0	0	-	2		4	1	0	0.0	
Dec 20	Bal	L	3	3	1	1	100.0	0	0	0	0	1	1	0	0	0	35	6	35	5	0	0	0.0	
Dec 28	@ Phi	L	0	0	2	2	100.0	0	0	0	0	1	1	1	1	0	42	6	37, 42	3	0	0	0.0	
<b>Totals</b>	<b>9-7</b>		<b>42</b>	<b>42</b>	<b>20</b>	<b>22</b>	<b>90.9</b>	<b>0</b>	<b>0</b>	<b>1</b>	<b>1</b>	<b>7</b>	<b>8</b>	<b>10</b>	<b>11</b>	<b>2</b>	<b>2</b>	<b>52</b>	<b>102</b>		<b>73</b>	<b>8</b>	<b>0</b>	<b>0.0</b>

# NICK FOLK'S GAME-BY-GAME

## 2009 Dallas Cowboys

Date	Opp	W/L	PAT		FG			1-19		20-29		30-39		40-49		50+		LG	Pts	Kick-by-Kick	Kickoffs				
			Ma	Att	Ma	Att	Pct	Ma	Att	Ma	Att	Ma	Att	Ma	Att	Ma	Att				No	InEZ	TB	PctTB	
Sept 13	@ TB	W	4	4	2	2	100.0	0	0	1	1	0	0	0	0	1	1	51	10	51, 22	0	0	0	-	
Sept 20	NYG	L	4	4	1	1	100.0	0	0	0	0	0	0	1	1	0	0	47	7	47	0	0	0	-	
Sept 28	Car	W	1	1	2	3	66.7	1	1	1	1	0	0	0	1	0	0	24	7	40m, 24, 19	0	0	0	-	
Oct 4	@ Den	L	1	1	1	1	100.0	0	0	0	0	0	0	1	1	0	0	49	4	49	0	0	0	-	
Oct 11	@ KC	W	2	2	2	3	66.7	0	0	2	2	0	0	0	1	0	0	28	8	40m, 22, 28	0	0	0	-	
Oct 25	Atl	W	4	4	3	3	100.0	0	0	0	0	2	2	1	1	0	0	46	13	38, 46, 34	0	0	0	-	
Nov 1	Sea	W	5	5	1	2	50.0	0	0	0	0	0	0	1	2	0	0	40	8	48m, 40	0	0	0	-	
Nov 8	@ Phi	W	2	2	2	2	100.0	0	0	1	1	1	1	0	0	0	0	33	8	22, 33	0	0	0	-	
Nov 15	@ GB	L	1	1	0	1	0.0	0	0	0	0	0	1	0	0	0	0	-	1	38m	0	0	0	-	
Nov 22	Was	W	1	1	0	1	0.0	0	0	0	0	0	0	0	1	0	0	-	1	46m	0	0	0	-	
Nov 26	Oak	W	3	3	1	2	50.0	0	0	0	0	1	1	0	1	0	0	36	6	36, 49m	0	0	0	-	
Dec 6	@ NYG	L	3	3	1	3	33.3	0	0	0	0	1	1	0	1	0	1	34	6	34, 57m, 42m	0	0	0	-	
Dec 13	SD	L	2	2	1	2	50.0	0	0	0	0	1	1	0	1	0	0	31	5	31, 42m	0	0	0	-	
Dec 19	@ NO	W	3	3	1	2	50.0	0	0	0	1	0	0	1	1	0	0	44	6	44, 24m	0	0	0	-	
Released on Dec. 22, 2009																									
<b>Totals</b>			<b>9-5</b>	<b>36</b>	<b>36</b>	<b>18</b>	<b>28</b>	<b>64.3</b>	<b>1</b>	<b>1</b>	<b>5</b>	<b>6</b>	<b>6</b>	<b>7</b>	<b>5</b>	<b>12</b>	<b>1</b>	<b>2</b>	<b>51</b>	<b>90</b>		<b>0</b>	<b>0</b>	<b>0</b>	<b>-</b>

## 2010 N.Y. Jets

Date	Opp	W/L	PAT		FG			1-19		20-29		30-39		40-49		50+		LG	Pts	Kick-by-Kick	Kickoffs				
			Ma	Att	Ma	Att	Pct	Ma	Att	Ma	Att	Ma	Att	Ma	Att	Ma	Att				No	InEZ	TB	PctTB	
Sept 13	Bal	L	0	0	3	3	100.0	0	0	2	2	0	0	1	1	0	0	48	9	23, 28, 48	4	0	0	0.0	
Sept 19	NE	W	2	2	2	2	100.0	0	0	0	0	1	1	1	1	0	0	49	8	49, 36	5	2	0	0.0	
Sept 26	@ Mia	W	4	4	1	2	50.0	0	0	0	0	1	1	0	0	0	1	30	7	61b, 30	6	2	0	0.0	
Oct 3	@ Buf	W	5	5	1	2	50.0	1	1	0	0	0	1	0	0	0	0	19	8	30m, 19	7	1	1	14.3	
Oct 11	Min	W	2	2	5	5	100.0	0	0	2	2	2	2	0	0	1	1	53	17	25, 53, 22, 34, 31	8	3	0	0.0	
Oct 17	@ Den	W	3	3	1	1	100.0	0	0	0	0	0	0	0	1	1	56	6	56	5	5	5	100.0		
Oct 31	GB	L	0	0	0	1	0.0	0	0	0	0	0	1	0	0	0	0	-	0	37m	1	0	0	0.0	
Nov 7	@ Det	W	2	2	3	3	100.0	0	0	0	0	3	3	0	0	0	0	36	11	31, 36, 30	4	3	0	0.0	
Nov 14	@ Cle	W	2	2	2	5	40.0	0	0	2	3	0	0	0	2	0	0	27	8	27, 48m, 24m, 25, 47m	5	1	1	20.0	
Nov 21	Hou	W	3	3	3	4	75.0	0	0	0	0	3	3	0	0	0	1	37	12	37, 33, 53m, 30	7	0	0	0.0	
Nov 25	Cin	W	3	3	1	2	50.0	0	0	1	1	0	0	0	1	0	0	27	6	27, 44m	5	0	0	0.0	
Dec 6	@ NE	L	0	0	1	2	50.0	0	0	0	0	1	1	0	0	0	1	39	3	53m, 39	2	0	0	0.0	
Dec 12	Mia	L	0	0	2	2	100.0	0	0	0	0	1	1	1	1	0	0	42	6	35, 42	3	1	0	0.0	
Dec 19	@ Pit	W	2	2	2	2	100.0	0	0	1	1	1	1	0	0	0	0	34	8	25, 34	5	0	0	0.0	
Dec 26	@ Chi	L	4	4	2	2	100.0	0	0	1	1	1	1	0	0	0	0	34	10	26, 34	7	0	0	0.0	
Jan 2	Buf	W	5	5	1	1	100.0	0	0	1	1	0	0	0	0	0	0	28	8	28	7	0	0	0.0	
<b>Totals</b>			<b>11-5</b>	<b>37</b>	<b>37</b>	<b>30</b>	<b>39</b>	<b>76.9</b>	<b>1</b>	<b>1</b>	<b>10</b>	<b>11</b>	<b>14</b>	<b>16</b>	<b>3</b>	<b>6</b>	<b>2</b>	<b>5</b>	<b>56</b>	<b>127</b>		<b>81</b>	<b>18</b>	<b>7</b>	<b>8.6</b>
<b>Playoffs</b>																									
Jan 8	@ Ind	W	2	2	1	1	100.0	0	0	0	0	1	1	0	0	0	0	32	5	32	3	2	1	33.3	
Jan 16	@ NE	W	4	4	0	1	0.0	0	0	0	0	0	1	0	0	0	0	-	4	30m	5	1	0	0.0	
Jan 23	@ Pit	L	2	2	1	1	100.0	0	0	0	0	0	0	1	1	0	0	42	5	42	4	0	0	0.0	
<b>Totals</b>			<b>2-1</b>	<b>8</b>	<b>8</b>	<b>2</b>	<b>3</b>	<b>66.7</b>	<b>0</b>	<b>0</b>	<b>0</b>	<b>0</b>	<b>1</b>	<b>2</b>	<b>1</b>	<b>1</b>	<b>0</b>	<b>0</b>	<b>42</b>	<b>14</b>		<b>12</b>	<b>3</b>	<b>1</b>	<b>8.3</b>

## 2011 N.Y. Jets

Date	Opp	W/L	PAT		FG			1-19		20-29		30-39		40-49		50+		LG	Pts	Kick-by-Kick	Kickoffs				
			Ma	Att	Ma	Att	Pct	Ma	Att	Ma	Att	Ma	Att	Ma	Att	Ma	Att				No	InEZ	TB	PctTB	
Sept 11	Dal	W	3	3	2	2	100.0	0	0	0	0	1	1	0	0	1	1	50	9	34, 50	6	5	4	66.7	
Sept 18	Jax	W	3	3	3	3	100.0	0	0	1	1	1	1	1	1	0	0	45	12	38, 45, 23	7	3	1	14.3	
Sept 25	@ Oak	L	3	3	1	1	100.0	0	0	1	1	0	0	0	0	0	0	21	6	21	5	4	2	40.0	
Oct 2	@ Bal	L	2	2	1	1	100.0	0	0	0	0	0	0	1	1	0	0	40	5	40	4	0	0	0.0	
Oct 9	@ NE	L	3	3	0	0	-	0	0	0	0	0	0	0	0	0	0	-	3		4	3	1	25.0	
Oct 17	Mia	W	3	3	1	1	100.0	0	0	1	1	0	0	0	0	0	0	28	6	28	5	5	1	20.0	
Oct 23	SD	W	3	3	2	2	100.0	0	0	0	0	2	2	0	0	0	0	35	9	35, 30	6	6	0	0.0	
Nov 6	@ Buf	W	3	3	2	3	66.7	0	0	0	0	0	0	1	1	1	2	50	9	49, 50m, 50	6	2	2	33.3	
Nov 13	NE	L	2	2	0	1	0.0	0	0	0	1	0	0	0	0	0	0	-	2	24m	3	3	1	33.3	
Nov 17	@ Den	L	1	1	2	4	50.0	0	0	1	1	0	0	1	1	0	2	45	7	52m, 21, 61m, 45	4	4	1	25.0	
Nov 27	Buf	W	4	4	0	0	-	0	0	0	0	0	0	0	0	0	0	-	4		5	4	2	40.0	
Dec 4	@ Was	W	4	4	2	3	66.7	0	0	0	0	0	0	1	2	1	1	51	10	45, 51, 40m	7	3	0	0.0	
Dec 11	KC	W	5	5	0	0	-	0	0	0	0	0	0	0	0	0	0	-	5		6	0	0	0.0	
Dec 18	@ Phi	L	1	1	2	2	100.0	0	0	1	1	1	1	0	0	0	0	39	7	39, 28	5	2	1	20.0	
Dec 24	NYG	L	2	2	0	1	0.0	0	0	0	0	0	0	0	1	0	0	-	2	44m	3	2	0	0.0	
Jan 1	@ Mia	L	2	2	1	1	100.0	0	0	0	0	1	1	0	0	0	0	31	5	31	3	3	1	33.3	
<b>Totals</b>			<b>8-8</b>	<b>44</b>	<b>44</b>	<b>19</b>	<b>25</b>	<b>76.0</b>	<b>0</b>	<b>0</b>	<b>5</b>	<b>6</b>	<b>6</b>	<b>6</b>	<b>5</b>	<b>7</b>	<b>3</b>	<b>6</b>	<b>51</b>	<b>101</b>		<b>79</b>	<b>49</b>	<b>17</b>	<b>21.5</b>



# NICK FOLK'S GAME-BY-GAME

## 2012 New York Jets

Date	Opp	W/L	PAT		FG			1-19		20-29		30-39		40-49		50+		LG	Pts	Kick-by-Kick	Kickoffs				
			Ma	Att	Ma	Att	Pct	Ma	Att	Ma	Att	Ma	Att	Ma	Att	Ma	Att				No	InEZ	TB	PctTB	
Sept 9	Buf	W	6	6	2	2	100.0	0	0	1	1	1	1	0	0	0	0	39	12	25, 39	9	8	6	66.7	
Sept 16	@ Pit	L	1	1	1	1	100.0	0	0	0	0	1	1	0	0	0	0	38	4	38	3	2	1	33.3	
Sept 23	@ Mia	W	2	2	3	3	100.0	0	0	1	1	2	2	0	0	0	0	33	11	33, 20, 33	5	5	1	20.0	
Sept 30	SF	L	0	0	0	0	-	0	0	0	0	0	0	0	0	0	0	-	0	-	1	1	0	0.0	
Oct 8	Hou	L	2	2	1	1	100.0	0	0	1	1	0	0	0	0	0	0	21	5	21	3	1	0	0.0	
Oct 14	Ind	W	5	5	0	0	-	0	0	0	0	0	0	0	0	0	-	5	-	6	3	2	33.3		
Oct 21	@ NE	L	2	2	4	4	100.0	0	0	1	1	0	0	2	2	1	1	54	14	54, 21, 43, 43	8	6	1	12.5	
Oct 28	Mia	L	0	0	1	2	50.0	0	0	0	0	1	2	0	0	0	0	38	3	35b, 38	2	0	0	0.0	
Nov 11	@ Sea	L	1	1	0	0	-	0	0	0	0	0	0	0	0	0	-	1	-	2	0	0	0.0		
Nov 18	@ StL	W	3	3	2	4	50.0	0	0	0	1	0	0	0	1	2	2	51	9	51, 26b, 51, 44m	6	5	1	16.7	
Nov 22	NE	L	2	2	1	1	100.0	0	0	0	0	1	1	0	0	0	0	32	5	32	4	0	0	0.0	
Dec 2	Ari	W	1	1	0	2	0.0	0	0	0	0	0	0	0	1	0	1	-	1	46m, 52m	2	1	0	0.0	
Dec 9	@ Jax	W	2	2	1	1	100.0	0	0	0	0	0	0	1	1	0	0	44	5	44	4	3	0	0.0	
Dec 17	@ Ten	L	1	1	1	1	100.0	0	0	1	1	0	0	0	0	0	0	22	4	22	3	1	0	0.0	
Dec 23	SD	L	2	2	1	1	100.0	0	0	0	0	0	0	1	1	0	0	40	5	40	4	4	0	0.0	
Dec 30	@ Buf	L	0	0	3	4	75.0	0	0	2	2	0	1	1	1	0	0	47	9	47, 23, 38, 30b	4	2	0	0.0	
<b>Totals</b>			<b>6-10</b>	<b>30</b>	<b>30</b>	<b>21</b>	<b>27</b>	<b>77.8</b>	<b>0</b>	<b>0</b>	<b>7</b>	<b>8</b>	<b>6</b>	<b>8</b>	<b>5</b>	<b>7</b>	<b>3</b>	<b>4</b>	<b>54</b>	<b>93</b>		<b>66</b>	<b>42</b>	<b>12</b>	<b>18.2</b>

## 2013 New York Jets

Date	Opp	W/L	PAT		FG			1-19		20-29		30-39		40-49		50+		LG	Pts	Kick-by-Kick	Kickoffs				
			Ma	Att	Ma	Att	Pct	Ma	Att	Ma	Att	Ma	Att	Ma	Att	Ma	Att				No	InEZ	TB	PctTB	
Sept 8	TB	W	1	1	3	3	100.0	0	0	0	0	1	1	2	2	0	0	48	10	43, 30, 48	5	4	2	40.0	
Sept 12	@ NE	L	1	1	1	1	100.0	0	0	0	0	1	1	0	0	0	0	37	4	37	3	3	2	66.7	
Sept 22	Buf	W	3	3	2	2	100.0	0	0	0	0	1	1	1	1	0	0	47	9	47, 34	5	5	4	80.0	
Sept 29	@ Ten	L	1	1	2	2	100.0	0	0	0	0	0	0	2	2	0	0	47	7	45, 47	4	4	4	100.0	
Oct 7	@ Atl	W	3	3	3	3	100.0	0	0	1	1	1	1	1	1	0	0	43	12	22, 36, 43	6	5	5	83.3	
Oct 13	Pit	L	0	0	2	2	100.0	0	0	1	1	1	1	0	0	0	0	39	6	25, 39	3	2	1	33.3	
Oct 20	NE	W	3	3	3	3	100.0	0	0	0	0	2	2	1	1	0	0	42	12	37, 37, 42	7	7	3	42.9	
Oct 27	@ Cin	L	0	0	3	3	100.0	0	0	0	0	0	0	2	2	1	1	50	9	45, 47, 50	4	3	0	0.0	
Nov 3	NO	W	2	2	4	4	100.0	0	0	1	1	1	1	2	2	0	0	47	14	39, 21, 47, 45	7	5	4	57.1	
Nov 17	@ Buf	L	2	2	0	1	0.0	0	0	0	0	0	0	0	1	0	0	-	2	48m	3	3	2	66.7	
Nov 24	@ Bal	L	0	0	1	1	100.0	0	0	1	1	0	0	0	0	0	0	27	3	27	2	0	0	0.0	
Dec 1	Mia	L	0	0	1	1	100.0	0	0	1	1	0	0	0	0	0	0	20	3	20	2	2	0	0.0	
Dec 8	Oak	W	4	4	3	3	100.0	0	0	1	1	0	0	1	1	1	1	51	13	41, 23, 51	8	2	0	0.0	
Dec 15	@ Car	L	2	2	2	2	100.0	0	0	0	0	1	1	0	0	1	1	54	8	54, 33	4	2	1	25.0	
Dec 22	Cle	W	3	3	1	2	50.0	0	0	1	1	0	0	0	1	0	0	21	6	21, 49m	4	3	1	25.0	
Dec 29	@ Mia	W	2	2	2	3	66.7	0	0	1	1	1	2	0	0	0	0	35	8	35m, 35, 26	5	2	1	20.0	
<b>Totals</b>			<b>8-8</b>	<b>27</b>	<b>27</b>	<b>33</b>	<b>36</b>	<b>91.7</b>	<b>0</b>	<b>0</b>	<b>8</b>	<b>8</b>	<b>10</b>	<b>11</b>	<b>12</b>	<b>14</b>	<b>3</b>	<b>3</b>	<b>54</b>	<b>126</b>		<b>72</b>	<b>52</b>	<b>30</b>	<b>41.7</b>

## 2014 New York Jets

Date	Opp	W/L	PAT		FG			1-19		20-29		30-39		40-49		50+		LG	Pts	Kick-by-Kick	Kickoffs				
			Ma	Att	Ma	Att	Pct	Ma	Att	Ma	Att	Ma	Att	Ma	Att	Ma	Att				No	InEZ	TB	PctTB	
Sept 7	Oak	W	1	1	2	2	100.0	0	0	0	0	0	0	2	2	0	0	45	7	45, 42	5	4	2	40.0	
Sept 14	@GB	L	3	3	1	1	100.0	0	0	0	0	0	0	0	0	1	1	52	6	52	5	4	3	60.0	
Sept 22	Chi	L	1	1	4	4	100.0	0	0	2	2	0	0	2	2	0	0	43	13	43, 28, 22, 42	6	4	2	33.3	
Sept 28	Det	L	2	2	1	1	100.0	0	0	1	1	0	0	0	0	0	0	27	5	27	4	4	2	50.0	
Oct 5	@SD	L	0	0	0	0	-	0	0	0	0	0	0	0	0	0	0	-	0	-	1	1	1	100.0	
Oct 12	Den	L	2	2	1	1	100.0	0	0	0	0	1	1	0	0	0	0	30	5	30	4	4	2	50.0	
Oct 16	@NE	L	1	1	4	5	80.0	0	0	2	2	0	0	2	2	0	1	47	13	22, 47, 46, 27, 58b	6	4	2	33.3	
Oct 26	Buf	L	2	2	1	1	100.0	0	0	0	0	0	0	0	0	1	1	55	5	55	4	3	2	50.0	
Nov 2	@KC	L	1	1	1	1	100.0	0	0	0	0	1	1	0	0	0	0	39	4	39	2	2	0	0.0	
Nov 9	Pit	W	2	2	2	3	66.7	0	0	1	1	1	1	0	1	0	0	30	8	23, 45m, 30	5	4	1	20.0	
Nov 24	@Buf	L	0	0	1	1	100.0	0	0	1	1	0	0	0	0	0	0	27	3	27	2	1	1	50.0	
Dec 1	Mia	L	1	1	2	4	50.0	0	0	0	0	0	0	2	4	0	0	45	7	40, 48m, 45, 45m	4	0	0	0.0	
Dec 7	@Min	L	1	1	5	5	100.0	0	0	2	2	2	2	1	1	0	0	44	16	36, 33, 22, 24, 44	7	3	0	0.0	
Dec 14	@Ten	W	1	1	1	2	50.0	0	0	0	0	0	0	0	0	1	2	51	4	53m, 51	0	0	0	0.0	
Dec 21	NE	L	1	1	3	4	75.0	0	0	2	2	1	1	0	0	0	1	37	10	26, 23, 37, 52b	5	4	0	0.0	
Dec 28	@Mia	W	4	4	3	4	75.0	0	0	2	2	1	1	0	1	0	0	39	13	45m, 26, 23, 39	8	6	3	60.0	
<b>Totals</b>			<b>4-12</b>	<b>23</b>	<b>23</b>	<b>32</b>	<b>39</b>	<b>82.1</b>	<b>0</b>	<b>0</b>	<b>13</b>	<b>13</b>	<b>13</b>	<b>13</b>	<b>9</b>	<b>13</b>	<b>3</b>	<b>6</b>	<b>55</b>	<b>119</b>		<b>68</b>	<b>48</b>	<b>21</b>	<b>30.9</b>

# NICK FOLK'S GAME-BY-GAME

## 2015 New York Jets

Date	Opp	W/L	PAT		FG			1-19		20-29		30-39		40-49		50+		LG	Pts	Kick-by-Kick	Kickoffs			
			Ma	Att	Ma	Att	Pct	Ma	Att	Ma	Att	Ma	Att	Ma	Att	Ma	Att				No	InEZ	TB	PctTB
Sept 13	Cle	W	4	4	1	1	100.0	0	0	0	0	1	1	0	0	0	0	34	7	34	6	-	5	83.3
Sept 21	@Ind	W	2	2	2	3	66.7	0	0	0	0	1	1	1	2	0	0	46	8	35, 48m, 46	5	-	1	20.0
Sept 27	Phi	L	2	2	1	1	100.0	0	0	0	0	0	0	0	0	1	1	53	5	53	3	-	2	66.7
Oct 4	@Mia	W	3	3	2	3	66.7	0	0	1	1	0	0	1	2	0	0	48	9	22, 48, 40m,	6	-	0	0.0
Oct 18	Was	W	4	4	2	3	66.7	0	0	0	0	2	2	0	1	0	0	39	10	35, 39, 49m	7	-	2	28.6
Oct 25	@NE	L	2	2	3	3	100.0	0	0	1	1	1	1	0	0	1	1	55	11	20, 30, 55	5	-	2	40.0
Nov 1	@Oak	L	2	2	2	2	100.0	0	0	0	0	1	1	1	1	0	0	40	8	40, 38	5	-	1	20.0
Nov 8	Jax	W	0	0	0	0	-	0	0	0	0	0	0	0	0	0	0	-	0		0	-	0	0.0
<b>Totals</b>			<b>5-3</b>	<b>19</b>	<b>19</b>	<b>13</b>	<b>16</b>	<b>81.3</b>	<b>0</b>	<b>0</b>	<b>2</b>	<b>2</b>	<b>6</b>	<b>6</b>	<b>3</b>	<b>6</b>	<b>2</b>	<b>2</b>	<b>55</b>	<b>58</b>	<b>37</b>	<b>-</b>	<b>13</b>	<b>35.1</b>

## 2016 New York Jets

Date	Opp	W/L	PAT		FG			1-19		20-29		30-39		40-49		50+		LG	Pts	Kick-by-Kick	Kickoffs			
			Ma	Att	Ma	Att	Pct	Ma	Att	Ma	Att	Ma	Att	Ma	Att	Ma	Att				No	InEZ	TB	PctTB
Sept 11	Cin	L	1	2	3	4	75.0	0	0	2	3	0	0	1	1	0	0	45	10	22b, 45, 20, 23	6	-	3	50.0
Sep 15	@Buf	W	4	4	3	3	100.0	0	0	2	2	1	1	0	0	0	0	36	13	28, 29, 36	8	-	3	37.5
Sep 25	@KC	L	0	0	1	1	100.0	0	0	1	1	0	0	0	0	0	0	28	3	28	2	-	0	0.0
Oct 2	Sea	L	2	2	1	1	100.0	0	0	0	0	1	1	0	0	0	0	34	5	34	3	-	1	33.3
Oct 9	@Pit	L	1	1	2	2	100.0	0	0	0	0	1	1	1	1	0	0	48	7	35, 48	4	-	3	75.0
Oct 17	@Ari	L	0	0	1	1	100.0	0	0	0	0	1	1	0	0	0	0	39	3	39	2	-	2	100.0
Oct 23	Bal	W	3	3	1	2	50.0	0	0	1	1	0	0	0	0	0	1	22	6	22, 51b	5	-	5	100.0
Oct 30	@Cle	W	4	4	1	1	100.0	0	0	1	1	0	0	0	0	0	0	24	7	24	6	-	4	66.7
Nov 6	@Mia	L	2	2	3	3	100.0	0	0	3	3	0	0	0	0	0	0	28	11	23, 21, 28	6	-	3	50.0
Nov 13	LA	L	0	1	0	0	-	0	0	0	0	0	0	0	0	0	0	-	0		2	-	1	50.0
Nov 27	NE	L	2	2	1	2	50.0	0	0	0	0	0	0	0	0	1	2	51	5	51, 54b	4	-	3	75.0
Dec 5	Ind	L	1	1	1	1	100.0	0	0	0	0	1	1	0	0	0	0	38	4	38	3	-	2	66.7
Dec 11	@SF	W	0	0	3	3	100.0	0	0	0	0	2	2	0	0	1	1	50	9	36, 30, 50	6	-	5	83.3
Dec 17	Mia	L	1	1	2	2	100.0	0	0	0	0	1	1	1	1	0	0	48	7	48, 36,	4	-	0	0.0
Dec 24	@NE	L	0	0	1	2	50.0	0	0	1	1	0	1	0	0	0	0	29	3	13m, 29	2	-	2	100.0
Jan 1	Buf	W	3	3	3	3	100.0	0	0	1	1	2	2	0	0	0	0	36	12	30, 36, 25	6	-	2	33.3
<b>Totals</b>			<b>5-11</b>	<b>24</b>	<b>26</b>	<b>27</b>	<b>31</b>	<b>87.1</b>	<b>0</b>	<b>0</b>	<b>12</b>	<b>13</b>	<b>10</b>	<b>11</b>	<b>3</b>	<b>3</b>	<b>2</b>	<b>4</b>	<b>51</b>	<b>105</b>	<b>69</b>	<b>-</b>	<b>39</b>	<b>56.5</b>

## 2017 Tampa Bay Buccaneers

Date	Opp	W/L	PAT		FG			1-19		20-29		30-39		40-49		50+		LG	Pts	Kick-by-Kick	Kickoffs			
			Ma	Att	Ma	Att	Pct	Ma	Att	Ma	Att	Ma	Att	Ma	Att	Ma	Att				No	InEZ	TB	PctTB
Sept 17	Chi	W	2	3	3	3	100.0	0	0	1	1	0	0	1	1	1	1	50	11	42, 50, 23	6	-	4	66.7
Sept 24	@ Min	L	2	2	1	1	100.0	0	0	0	0	0	0	1	1	0	0	40	5	40	4	-	3	75.0
Oct 1	NYG	W	1	2	2	4	50.0	0	0	1	1	1	1	0	2	0	0	34	7	46M, 20, 49M, 34	5	-	5	100.0
Oct 5	NE	L	2	2	0	3	0.0	0	0	0	0	0	1	0	1	0	1	-	2	56M, 49M, 31M	2	-	1	50.0
<b>Totals</b>			<b>2-2</b>	<b>7</b>	<b>9</b>	<b>6</b>	<b>11</b>	<b>54.5</b>	<b>0</b>	<b>0</b>	<b>2</b>	<b>2</b>	<b>7</b>	<b>8</b>	<b>2</b>	<b>5</b>	<b>1</b>	<b>2</b>	<b>50</b>	<b>25</b>	<b>17</b>	<b>-</b>	<b>13</b>	<b>76.5</b>

## 2019 New England Patriots

Date	Opp	W/L	PAT		FG			1-19		20-29		30-39		40-49		50+		LG	Pts	Kick-by-Kick	Kickoffs				
			Ma	Att	Ma	Att	Pct	Ma	Att	Ma	Att	Ma	Att	Ma	Att	Ma	Att				No	InEZ	TB	PctTB	
Nov 3	@ Bal	L	2	2	2	2	100.0	1	1	1	1	0	0	0	0	0	0	22	8	22, 19	0	-	0	-	
Nov 17	@ Phi	W	0	0	3	3	100.0	0	0	1	1	2	2	0	0	0	0	39	9	35, 22, 39	0	-	0	-	
Nov 24	Dal	W	1	1	2	4	50.0	0	0	0	0	0	0	2	4	0	0	44	7	44, 46, 48, 42	1	-	0	0.0	
Signed by the Patriots on Oct 29																									
Dec 8	KC	L	1	1	1	2	50.0	0	0	1	1	0	0	0	1	0	0	29	4	41B, 29	0	-	0	-	
Dec 15	@ Cin	W	4	4	2	2	100.0	0	0	0	0	0	0	2	2	0	0	46	10	40, 46	0	-	0	-	
Dec 21	Buf	W	1	1	3	3	100.0	0	0	1	1	1	1	0	0	1	1	51	10	36, 51, 20	0	-	0	-	
Dec 29	Mia	L	3	3	1	1	100.0	0	0	1	1	0	0	0	0	0	0	25	6	25	0	-	0	-	
<b>Totals</b>			<b>4-3</b>	<b>12</b>	<b>12</b>	<b>14</b>	<b>17</b>	<b>82.4</b>	<b>1</b>	<b>1</b>	<b>5</b>	<b>5</b>	<b>3</b>	<b>3</b>	<b>10</b>	<b>12</b>	<b>1</b>	<b>1</b>	<b>51</b>	<b>105</b>	<b>1</b>	<b>-</b>	<b>0</b>	<b>0.0</b>	
Released by the Patriots on Nov 29 and resigned on Dec 7																									
Playoffs																									
Jan 4	Ten	L	1	1	2	2	100.0	0	0	1	1	1	1	0	0	0	0	36	7	36, 21	0	-	0	0.0	
<b>Totals</b>			<b>0-1</b>	<b>1</b>	<b>1</b>	<b>2</b>	<b>2</b>	<b>100.0</b>	<b>0</b>	<b>0</b>	<b>1</b>	<b>1</b>	<b>1</b>	<b>1</b>	<b>0</b>	<b>0</b>	<b>0</b>	<b>0</b>	<b>36</b>	<b>7</b>	<b>36, 21</b>	<b>0</b>	<b>-</b>	<b>0</b>	<b>0.0</b>

# NICK FOLK'S GAME-BY-GAME

## 2020 New England Patriots

Date	Opp	W/L	PAT		FG			1-19		20-29		30-39		40-49		50+		LG	Pts	Kick-by-Kick	Kickoffs			
			Ma	Att	Ma	Att	Pct	Ma	Att	Ma	Att	Ma	Att	Ma	Att	Ma	Att				No	InEZ	TB	PctTB
Sept 13	Mia	W	3	3	0	1	50.0	0	0	0	0	0	0	0	0	0	-	3	45M	0	-	0	0.0	
Sept 20	@ Sea	L	3	3	1	2	50.0	0	0	1	1	0	0	0	0	1	25	6	51M, 25	0	-	0	0.0	
Sept 27	LV	W	3	4	3	3	100.0	0	0	1	1	2	2	0	0	0	0	0	0	0	0	0.0		
Oct 5	@KC	L	3	1	1	1	100.0	0	0	0	0	0	0	1	1	0	0	43	4	43	0	-	0	0.0
Oct 18	Den	L	0	0	2	2	100.0	0	0	0	0	1	1	1	1	0	0	41	6	41, 38	0	-	0	0.0
Oct 25	SF	L	0	0	2	2	100.0	0	0	0	0	0	0	2	2	0	0	41	6	40, 41	0	-	0	0.0
Nov 1	@ Buf	L	1	1	2	2	100.0	0	0	0	0	1	1	1	1	0	0	43	7	43, 33	0	-	0	0.0
Nov 9	@ NYJ	W	3	3	3	3	100.0	0	0	1	1	0	0	1	1	1	1	51	12	45, 29, 51	0	-	0	0.0
Nov 15	Bal	W	2	3	1	1	100.0	0	0	1	1	0	0	0	0	0	0	20	5	20	0	-	0	0.0
Nov 22	@ Hou	L	2	2	2	2	100.0	0	0	0	0	1	1	1	1	0	0	45	8	45, 36	0	-	0	0.0
Nov 29	Ari	W	2	2	2	2	100.0	0	0	1	1	0	0	0	0	1	1	50	8	22, 50	0	-	0	0.0
Dec 6	@ LAC	W	6	6	1	1	100.0	0	0	0	0	1	1	0	0	0	0	32	9	32	0	-	0	0.0
Dec 10	@ LAR	L	0	0	1	1	100.0	0	0	1	1	0	0	0	0	0	0	29	3	29	0	-	0	0.0
Dec 20	@ Mia	L	0	0	4	4	100.0	0	0	0	0	1	1	3	3	0	0	45	12	45, 36, 45, 42	2	-	0	0.0
Dec 28	Buf	L	0	1	1	1	100.0	0	0	0	0	0	0	1	1	0	0	45	3	45	0	-	0	0.0
Jan 3	NYJ	W	4	4	0	0	-	0	0	0	0	0	0	0	0	0	0	-	4	-	1	-	0	0.0
<b>Totals</b>			<b>7-9</b>	<b>30</b>	<b>33</b>	<b>26</b>	<b>28</b>	<b>92.9</b>	<b>0</b>	<b>0</b>	<b>6</b>	<b>6</b>	<b>8</b>	<b>10</b>	<b>7</b>	<b>8</b>	<b>2</b>	<b>3</b>	<b>51</b>	<b>108</b>	<b>3</b>	<b>-</b>	<b>0</b>	<b>0.0</b>

## 2021 New England Patriots

Date	Opp	W/L	PAT		FG			1-19		20-29		30-39		40-49		50+		LG	Pts	Kick-by-Kick	Kickoffs			
			Ma	Att	Ma	Att	Pct	Ma	Att	Ma	Att	Ma	Att	Ma	Att	Ma	Att				No	InEZ	TB	PctTB
Sept 12	Mia	L	1	1	3	4	100.0	0	0	1	1	1	1	1	1	0	0	42	10	27, 42, 33	0	-	0	-
Sept 19	@ NYJ	W	1	2	4	4	100.0	0	0	1	1	1	1	2	2	0	0	49	13	46, 49, 32, 26	0	-	0	-
Sept 26	NO	L	1	1	2	2	100.0	0	0	1	1	0	0	1	1	0	0	45	7	45, 26	0	-	0	-
Oct 3	TB	L	2	2	1	2	50.0	0	0	1	1	0	0	0	0	0	1	27	5	27, 56M	0	-	0	-
Oct 10	@ Hou	W	1	2	4	4	100.0	0	0	1	1	1	1	0	0	2	2	52	13	52, 52, 32, 21	0	-	0	-
Oct 17	Dal	L	3	3	0	0	-	0	0	0	0	0	0	0	0	0	0	-	3	-	0	-	0	-
Oct 24	NYJ	W	6	7	2	2	100.0	0	0	0	0	1	1	0	0	1	1	50	12	39, 50	0	-	0	-
Oct 31	@ LAC	W	1	1	4	4	100.0	0	0	1	1	1	1	2	2	0	0	48	13	24, 48, 48, 30	0	-	0	-
Nov 7	@ Car	W	3	3	1	2	50.0	0	0	0	0	1	1	0	0	0	1	37	6	37, 54M	2	-	1	50.0
Nov 14	Cle	W	6	6	1	1	100.0	0	0	0	0	1	1	0	0	0	0	38	9	38	2	-	0	0.0
Nov 18	@ Atl	W	1	2	4	4	100.0	0	0	0	0	2	2	1	1	1	1	53	13	32, 44, 53, 33	1	-	0	0.0
Nov 28	Ten	W	3	3	5	6	83.3	0	0	2	2	1	1	1	1	1	2	52	18	22, 37, 44, 53, 28, 52	0	-	0	-
Dec 6	@ Buf	W	0	0	2	2	100.0	0	0	0	0	1	1	1	1	0	0	41	6	41, 34	4	-	3	75.0
Dec 18	@ Ind	L	2	2	1	1	100.0	0	0	1	1	0	0	0	0	0	0	25	5	25	1	-	0	0.0
Dec 26	Buf	L	3	3	0	0	-	0	0	0	0	0	0	0	0	0	0	-	3	-	0	-	0	-
Jan 2	Jax	W	5	6	1	1	100.0	0	0	0	0	0	0	1	1	0	0	43	8	43	0	-	0	-
Jan 9	@ Mia	L	3	3	1	1	100.0	0	0	0	0	0	0	1	1	0	0	43	6	43	0	-	0	-
<b>Totals</b>			<b>10-7</b>	<b>42</b>	<b>47</b>	<b>36</b>	<b>39</b>	<b>92.3</b>	<b>0</b>	<b>0</b>	<b>9</b>	<b>9</b>	<b>11</b>	<b>11</b>	<b>11</b>	<b>11</b>	<b>5</b>	<b>8</b>	<b>53</b>	<b>150</b>	<b>10</b>	<b>-</b>	<b>4</b>	<b>40.0</b>
<b>Playoffs</b>																								
Jan 15	@Buf	L	2	2	1	1	100.0	0	0	0	0	0	0	1	1	0	0	44	5	44	2	-	0	0.0
<b>Totals</b>			<b>L</b>	<b>2</b>	<b>2</b>	<b>1</b>	<b>1</b>	<b>100.0</b>	<b>0</b>	<b>0</b>	<b>0</b>	<b>0</b>	<b>0</b>	<b>0</b>	<b>0</b>	<b>1</b>	<b>1</b>	<b>0</b>	<b>0</b>	<b>44</b>	<b>5</b>	<b>-</b>	<b>0</b>	<b>0.0</b>

## 2022 New England Patriots

Date	Opp	W/L	PAT		FG			1-19		20-29		30-39		40-49		50+		LG	Pts	Kick-by-Kick	Kickoffs			
			Ma	Att	Ma	Att	Pct	Ma	Att	Ma	Att	Ma	Att	Ma	Att	Ma	Att				No	InEZ	TB	PctTB
Sept 11	@ Mia	L	1	1	0	0	-	0	0	0	0	0	0	0	0	0	0	-	1	-	0	0	0	-
Sept 18	@ Pit	W	2	2	1	2	50.0	0	0	1	1	0	0	0	0	0	1	28	5	28, 52m	0	0	0	-
Sept 25	Bal	L	2	2	2	2	100.0	0	0	0	0	1	1	0	0	1	1	50	8	35, 50	0	0	0	-
Oct 2	@ GB	L	3	3	1	1	100.0	0	0	0	0	1	1	0	0	0	0	37	6	37	1	NA	0	0.0
Oct 9	Det	W	2	2	5	5	100.0	0	0	1	1	3	3	1	1	0	0	44	17	37, 32, 44, 37, 29	0	0	0	-
Oct 16	@ Cle	W	5	5	1	2	50.0	1	1	0	0	0	0	0	1	0	0	19	8	19, 45m	0	0	0	-
Oct 24	Chi	L	2	2	0	0	-	0	0	0	0	0	0	0	0	0	0	-	2	-	0	0	0	-
Oct 30	@ NYJ	W	1	1	5	5	100.0	0	0	0	0	1	1	3	3	1	1	52	16	31, 42, 49, 45, 52	0	0	0	-
Nov 6	Ind	W	2	2	4	4	100.0	0	0	1	1	0	0	3	3	0	0	49	14	34, 46, 23, 25	0	0	0	-
Nov 20	NYJ	W	1	1	1	3	33.3	0	0	1	1	0	0	0	2	0	0	24	4	24, 44m, 43m	3	NA	0	-
Nov 24	@ Min	L	2	2	4	4	100.0	0	0	2	2	1	1	1	1	0	0	46	14	34, 46, 23, 25	7	NA	1	14.3
Dec 1	Buf	L	1	1	1	2	50.0	0	0	0	0	1	1	0	1	0	0	39	4	48m, 39	0	0	0	-
Dec 12	@ Ari	W	3	3	2	2	100.0	0	0	1	1	0	0	0	0	1	1	51	9	51, 23	5	NA	0	0.0
Dec 18	@ LV	L	1	1	3	3	100.0	0	0	1	1	0	0	1	1	1	1	54	10	24, 47, 54	6	NA	0	0.0
Dec 24	Cin	L	0	2	0	0	-	0	0	0	0	0	0	0	0	0	0	-	0	-	0	0	0	-
Jan 1	Mia	W	2	3	1	1	100.0	0	0	0	0	0	0	1	1	0	0	49	5	49	5	NA	2	40.0
Jan 8	Buf	L	2	2	1	1	100.0	0	0	1	1	0	0	0	0	0	0	24	5	24	5	NA	0	0.0
<b>Totals</b>			<b>8-9</b>	<b>32</b>	<b>35</b>	<b>32</b>	<b>37</b>	<b>82.9</b>	<b>1</b>	<b>1</b>	<b>9</b>	<b>9</b>	<b>8</b>	<b>8</b>	<b>10</b>	<b>14</b>	<b>4</b>	<b>5</b>	<b>54</b>	<b>128</b>	<b>32</b>	<b>10</b>	<b>3</b>	<b>9.4</b>



## NICK FOLK'S GAME-BY-GAME CONT.

### 2023 Tennessee Titans

Date	Opp	W/L	PAT		FG			1-19		20-29		30-39		40-49		50+		LG	Pts	Kick-by-Kick	Kickoffs			
			Ma	Att	Ma	Att	Pct	Ma	Att	Ma	Att	Ma	Att	Ma	Att	Ma	Att				No	InEZ	TB	PctTB
Sept 10	@ NO	L	0	0	5	5	100.0	0	0	2	2	1	1	1	1	1	1	50	15	50, 27, 31, 45, 29	6	2	1	16.7
Sept 17	LAC	W	3	3	2	2	100.0	0	0	0	0	1	1	1	1	0	0	41	9	33, 41	5	4	4	80.0
Sept 24	@ Cle	L	0	0	1	1	100.0	0	0	0	0	0	0	1	1	0	0	44	3	44	2	2	1	50.0
Oct 1	Cin	W	3	3	2	2	100.0	0	0	0	0	1	1	0	0	1	1	53	9	53, 35	6	5	5	83.3
Oct 8	@ Ind	L	1	1	3	3	100.0	0	0	1	1	1	1	0	0	1	1	53	10	27, 53, 34	5	3	3	60.0
Oct 15	Bal	L	1	1	3	3	100.0	0	0	2	2	1	1	0	0	0	0	38	10	26, 27, 38	5	4	2	40.0
Oct 29	Atl	W	4	4	0	0	-	0	0	0	0	0	0	0	0	0	0	-	4		5	4	3	60.0
Nov 2	@ Pit	L	1	1	3	3	100.0	0	0	0	0	2	2	1	1	0	0	48	10	36, 36, 48	4	3	2	50.0
Nov 12	@ TB	L	0	0	2	3	66.7	0	0	1	1	1	1	0	0	0	1	38	6	38, 51wr, 27	3	3	3	100.0
Nov 19	@ Jax	L	2	2	0	0	-	0	0	0	0	0	0	0	0	0	0	-	2		3	1	1	33.3
Nov 26	Car	W	2	2	1	1	100.0	0	0	0	0	0	0	0	0	1	1	53	5	53	3	1	0	0.0
Dec 3	Ind	L	2	3	2	2	100.0	0	0	1	1	0	0	1	1	0	0	46	8	24, 46	6	5	5	83.3
Dec 11	@ Mia	W	2	2	2	2	100.0	0	0	2	2	0	0	0	0	0	0	28	8	28, 23	5	2	1	20.0
Dec 17	Hou	L	1	2	1	1	100.0	0	0	0	0	0	0	1	1	0	0	45	4	45	4	3	1	25.0
Dec 24	Sea	L	2	2	1	1	100.0	0	0	0	0	1	1	0	0	0	0	33	5	33	0	0	0	-
Dec 31	@ Hou	L	0	0	1	1	100.0	0	0	0	0	0	0	0	0	1	1	53	3	53	0	0	0	-
Jan 7	Jax	W	4	4	0	0	-	0	0	0	0	0	0	0	0	0	0	-	4		0	0	0	-
<b>Totals</b>		<b>6-11</b>	<b>28</b>	<b>30</b>	<b>29</b>	<b>30</b>	<b>96.7</b>	<b>0</b>	<b>0</b>	<b>9</b>	<b>9</b>	<b>9</b>	<b>9</b>	<b>6</b>	<b>6</b>	<b>5</b>	<b>6</b>	<b>53</b>	<b>115</b>		<b>62</b>	<b>42</b>	<b>32</b>	<b>51.6</b>

### 2024 Tennessee Titans

Date	Opp	W/L	PAT		FG			1-19		20-29		30-39		40-49		50+		LG	Pts	Kick-by-Kick	Kickoffs			
			Ma	Att	Ma	Att	Pct	Ma	Att	Ma	Att	Ma	Att	Ma	Att	Ma	Att				No	InEZ	TB	PctTB
Sept 8	@ Chi	L	2	2	1	1	100.0	0	0	0	0	0	0	1	1	0	0	40	5	40	4	3	2	50.0
Sept 15	NYJ	L	2	2	1	1	100.0	0	0	0	0	0	0	1	1	0	0	41	5	41	3	2	1	33.3
Sept 22	GB	L	2	2	0	0	-	0	0	0	0	0	0	0	0	0	0	-	2		3	3	3	100.0
Sept 30	@ Mia	W	2	2	5	5	100.0	0	0	1	1	0	0	1	1	3	3	53	17	53, 52, 47, 51, 29	7	7	7	100.0
Oct 13	Ind	L	2	2	1	1	100.0	0	0	0	0	0	0	1	1	0	0	44	5	44	4	4	3	75.0
Oct 20	@ Buf	L	1	1	1	1	100.0	0	0	1	1	0	0	0	0	0	0	25	4	25	3	2	2	66.7
Oct 27	@ Det	L	2	2	0	0	-	0	0	0	0	0	0	0	0	0	0	-	2		3	2	2	66.7
Nov 3	NE	W	2	2	2	2	100.0	0	0	2	2	0	0	0	0	0	0	25	8	21, 25	5	5	5	100.0
Nov 10	@ LAC	L	2	2	1	2	50.0	0	0	1	1	0	0	0	1	0	0	27	5	49wr, 27	4	2	2	50.0
Nov 17	Min	L	1	1	2	2	100.0	0	0	0	0	1	1	1	1	0	0	43	7	30, 43	4	4	3	75.0
Nov 24	@ Hou	W	3	3	3	3	100.0	0	0	0	0	0	0	0	0	3	3	56	12	51, 56, 51	6	4	2	33.3
Dec 1	@ Was	L	1	1	2	2	100.0	0	0	0	0	0	0	2	2	0	0	44	7	41, 44	5	3	1	20.0
Dec 8	Jax	L	0	0	2	2	100.0	0	0	0	0	1	1	1	1	0	0	46	6	46, 39	3	1	1	33.3
Dec 15	Cin	L	3	3	0	0	-	0	0	0	0	0	0	0	0	0	0	-	3		4	3	3	75.0
Dec 22	@ Ind	L	IA																					
Dec 29	@ Jax	L	IA																					
Jan 4/5	Hou																							
<b>Totals</b>		<b>3-13</b>	<b>25</b>	<b>25</b>	<b>21</b>	<b>22</b>	<b>95.5</b>	<b>0</b>	<b>0</b>	<b>5</b>	<b>5</b>	<b>2</b>	<b>2</b>	<b>8</b>	<b>9</b>	<b>6</b>	<b>6</b>	<b>56</b>	<b>88</b>		<b>58</b>	<b>45</b>	<b>37</b>	<b>63.8</b>

## NICK FOLK'S NFL STATISTICS

REGULAR SEASON			PAT		FG			1-19		20-29		30-39		40-49		50+		Kickoffs					
Date	Team	GP	Ma	Att	Ma	Att	Pct	Ma	Att	Ma	Att	Ma	Att	Ma	Att	Ma	Att	LG	Pts	No	InEZ	TB	PctTB
2007	Dallas	16	53	53	26	31	83.9	0	0	10	12	7	7	7	7	2	5	53	131	93	18	4	4.3
2008	Dallas	16	42	42	20	22	90.9	0	0	1	1	7	8	10	11	2	2	52	102	73	8	0	0.0
2009	Dallas	14	36	36	18	28	64.3	1	1	5	6	6	7	5	12	1	2	51	90	0	0	0	-
2010	N.Y. Jets	16	37	37	30	39	76.9	1	1	10	11	14	16	3	6	2	5	56	127	81	18	7	8.6
2011	N.Y. Jets	16	44	44	19	25	76.0	0	0	5	6	6	6	5	7	3	6	51	101	79	49	17	21.5
2012	N.Y. Jets	16	30	30	21	27	77.8	0	0	7	8	6	8	5	7	3	4	54	93	66	42	12	18.2
2013	N.Y. Jets	16	27	27	33	36	91.7	0	0	8	8	10	11	12	14	3	3	54	126	72	52	30	41.7
2014	N.Y. Jets	16	23	23	32	39	82.1	0	0	13	13	7	7	9	13	3	6	55	119	68	48	21	30.9
2015	N.Y. Jets	8	19	19	13	16	81.3	0	0	2	2	6	6	3	6	2	2	55	58	37	10	13	35.1
2016	N.Y. Jets	16	24	26	27	31	87.1	0	0	12	13	10	11	3	3	2	4	51	105	69	33	39	56.5
2017	Tampa Bay	4	7	9	6	11	54.5	0	0	2	2	1	2	2	5	1	2	50	25	17	3	13	76.5
2019	New England	7	12	12	14	17	82.4	1	1	5	5	3	3	4	7	1	1	51	54	1	0	0	0.0
2020	New England	16	30	33	26	28	92.9	0	0	6	6	7	7	11	12	2	3	51	108	3	0	0	0.0
2021	New England	17	42	47	36	39	92.3	0	0	9	9	11	11	11	11	5	8	53	150	10	6	4	40.0
2022	New England	17	32	35	32	37	86.5	1	1	9	9	8	8	10	14	4	5	54	128	32	10	3	56.2
2023	Tennessee	17	28	30	29	30	96.7	0	0	9	9	9	9	6	6	5	6	53	115	62	42	32	51.6
2024	Tennessee	14	25	25	21	22	95.5	0	0	5	5	2	2	8	9	6	6	56	88	58	45	37	63.8
<b>NFL Totals</b>		<b>242</b>	<b>511</b>	<b>528</b>	<b>403</b>	<b>478</b>	<b>84.3</b>	<b>4</b>	<b>4</b>	<b>118</b>	<b>125</b>	<b>120</b>	<b>129</b>	<b>114</b>	<b>150</b>	<b>47</b>	<b>70</b>	<b>56</b>	<b>1,720</b>	<b>821</b>	<b>384</b>	<b>232</b>	<b>28.3</b>

PLAYOFFS			PAT		FG			1-19		20-29		30-39		40-49		50+		Kickoffs					
Date	Team	GP	Ma	Att	Ma	Att	Pct	Ma	Att	Ma	Att	Ma	Att	Ma	Att	Ma	Att	LG	Pts	No	InEZ	TB	PctTB
2007	Dallas	1	2	2	1	1	100.0	0	0	0	0	1	1	0	0	0	0	34	5	4	0	0	0.0
2010	N.Y. Jets	3	8	8	2	3	66.7	0	0	0	0	1	2	1	1	0	0	42	14	12	3	1	8.3
2019	New England	1	1	1	2	2	100.0	0	0	1	1	1	1	0	0	0	0	36	7	0	0	0	-
2021	New England	1	2	2	1	1	100.0	0	0	0	0	0	0	1	1	0	0	44	5	2	0	0	0.0
<b>Playoff Totals</b>		<b>6</b>	<b>13</b>	<b>13</b>	<b>6</b>	<b>7</b>	<b>85.7</b>	<b>0</b>	<b>0</b>	<b>1</b>	<b>1</b>	<b>3</b>	<b>4</b>	<b>2</b>	<b>2</b>	<b>0</b>	<b>0</b>	<b>44</b>	<b>31</b>	<b>18</b>	<b>3</b>	<b>1</b>	<b>5.6</b>

### Single-Game Highs

Field Goals Made - **5 (Six times, last at Miami 9/30/24)**  
 Field Goal Attempts - 6 vs. Tennessee (11/28/21)  
 Longest Field Goal - **56 (Twice, last at Houston 11/24/24)**  
 PATs Made - 6 (Five times, last vs. Cleveland 11/14/21)  
 PATs Attempted - 7 vs. N.Y. Jets (10/24/21)  
 Points - 18 vs. Tennessee (11/28/21)  
 Special Teams Tackles - 1 (2007), 1 (2008), 1 (2010), 1 (2016),  
**1 (2024)**

### Playoff Single-Game Highs

Field Goals Made - 2 vs. Tennessee (1/4/20)  
 Field Goal Attempts - 2 vs. Tennessee (1/4/20)  
 Longest Field Goal - 44 at Buffalo (1/15/22)  
 PATs Made - 4 at New England (1/16/11)  
 PATs Attempted - 4 at New England (1/16/11)  
 Points - 7 vs. Tennessee (1/4/20)

### Additional Statistics

Punts - 2 for 81 yards with a 41-yard long (2023)

### Regular Season Game-Winning Field Goals (13)\*

10/8/07 at Buffalo (53 yards)  
 11/7/10 at Detroit (30 yards, OT)  
 9/11/11 vs. Dallas (50 yards)  
 9/23/12 at Miami (33 yards, OT)  
 9/8/13 vs. Tampa Bay (48 yards)  
 10/7/13 at Atlanta (43 yards)  
 10/20/13 vs. New England (42 yards, OT)  
 10/1/17 vs. N.Y. Giants (34 yards)  
 11/9/20 at N.Y. Jets (51 yards)  
 11/29/20 vs. Arizona (50 yards)  
 10/10/21 at Houston (21 yards)  
 9/17/23 vs. L.A. Chargers (41 yards, OT)  
**11/3/24 vs. New England (25 yards, OT)**

### Playoff Game-Winning Field Goals (1)\*

1/8/11 at Indianapolis (32 yards)

\* A game-winning field goal is defined as one that was the final score of the game and gave the kicker's team the lead at any time in the fourth quarter or overtime.


# 99 ALI GAYE

OUTSIDE LINEBACKER • 6'6" • 265 LBS

COLLEGE: LOUISIANA STATE • ACQUIRED: WAIVERS (HOU) - 2024

NFL EXPERIENCE (NFL/TITANS): 1/1 • HOMETOWN: LYNNWOOD, WASH.

GAMES PLAYED/GAMES STARTED: 14/0 (PLAYOFFS: 0/0)



**PRO:** The Titans acquired Ali Gaye off waivers from the Houston Texans before the start of the 2024 regular season to add versatility and depth to the defensive front seven. The 6-foot-6-inch, 265-pound edge entered the NFL as an undrafted free agent in 2023 and spent his rookie campaign on the Texans' practice squad. The Gambia native was a three-year starter at Louisiana State and totaled 87 career tackles, 18 tackles for loss and seven sacks with the Tigers.

#### TITANS TIDBITS:

- Gaye was born in The Gambia and immigrated to the United States with his family when he was 12, settling in Everett, Wash. He began playing American football in eighth grade at the age of 14.
- Gaye was a soccer player when he moved to the United States from Gambia. He stood just 5-foot-5 when he was 12 and had more of a soccer player's body. Trying out for the football team in eighth grade was an "experiment" with the sport. The following year is when Gaye started to grow. He shot up about five inches and put on around 50 pounds his freshman year, eventually measuring in at 6-3, 225 pounds.

#### CAREER TRANSACTIONS:

- The Gambia native was originally signed by the Houston Texans as a rookie free agent on May 12, 2023.
- Waived by the Texans on Aug. 29, 2023 and signed to the team's practice squad two days later.
- Signed by the Texans to a future's contract on Jan. 22, 2024.
- Waived by the Texans on Aug. 27, 2024.
- Claimed off waivers by the Titans on Aug. 28, 2024.

#### SEASON RECAPS:

**2024 (14/0 - Tennessee):** Has tied for the team lead in sacks once in 2024 (at HST). Made his NFL debut vs. N.Y. Jets (9/15/24).

- At Chicago (9/8), was inactive.
- Against N.Y. Jets (9/15), saw action as a reserve at outside linebacker and on special teams in his first career NFL contest.
- Against Green Bay (9/22), played as a reserve at outside linebacker and notched a tackle.
- At Miami (9/30), was inactive.
- Against Indianapolis (10/13), saw action as a reserve at outside linebacker and registered a tackle.
- At Buffalo (10/20), played as a reserve at outside linebacker and recorded a tackle.
- At Detroit (10/27), saw action as a reserve at outside linebacker.
- Against New England (11/3), saw limited action as a reserve at outside linebacker.
- At L.A. Chargers (11/10), played as a reserve at outside linebacker and posted a quarterback pressure.
- Against Minnesota (11/17), saw limited action as a reserve at outside linebacker and tallied two tackles, including a stop for loss. Stuffed Aaron Jones for a one-yard loss on a rush up the middle on the final play of the game.
- At Houston (11/24), played as a reserve at outside linebacker and notched a sack with a quarterback pressure. Collected his first career sack by dropping C.J. Stroud for a 10-yard loss in the fourth quarter.
- At Washington (12/1), saw action as a reserve at outside linebacker.
- Against Jacksonville (12/8), saw limited snaps as a reserve at outside linebacker.
- Against Cincinnati (12/15), played as a reserve at outside linebacker and amassed a tackle with a quarterback pressure.
- At Indianapolis (12/22), saw action as a reserve at outside linebacker.

- At Jacksonville (12/29), played as a reserve at outside linebacker and totaled a quarterback pressure.

**2023 (0/0 - Houston):** Spent his entire rookie campaign on the team's practice squad.

#### COLLEGE:

- Gaye spent three seasons at Louisiana State (2020-22) after transferring from Garden City (Kan.) Community College. Appeared in 27 games with 26 starts for the Tigers and amassed 87 career tackles, 18 tackles for loss and seven sacks.
- As a super senior (2022), was named a team captain. Saw action in 13 games with 12 starts and collected 36 total tackles, six tackle for loss and 2.5 sacks.
- As a senior (2021), started all four games he played and recorded 19 tackles, 2.5 tackles for loss and 2.5 sacks. Was injured against Kentucky (10/9) and missed the remainder of the season.
- As a junior (2020), earned second-team All-SEC honors from both the SEC Coaches and the Associated Press in 2020 after starting all 10 games at defensive end. Led the Tigers and ranked sixth in the SEC with 9.5 tackles for loss. Posted 32 tackles, 9.5 tackles for loss and two sacks. Tied for team lead with six passes defended and led the Tigers with five quarterback hurries. Also had one interception, a fumble recovery and a forced fumble.
- As a sophomore (2019), attended Garden City Community College and was named to the 2019 All-Jayhawk League First Team. Rated the No. 2 JUCO defensive end in the country after tallying 44 tackles, a sack, a forced fumble, a pass breakup and two blocked kicks.
- As a freshman (2018), played at Arizona Western Community College where he saw action in 11 games and notched eight tackles. Transferred after Arizona Western dropped its football program at the conclusion of the season.
- Graduated in August 2022 with a degree in interdisciplinary studies from Louisiana State.

#### PERSONAL:

- Attended Edmonds-Woodway High School in the state of Washington and was a three-time All-Wesco 3A/2A South selection as a prep.
- Participated in 2023 Senior Bowl and the 2023 NFL Scouting Combine.
- Played basketball and wrestled in middle school, which he credits along with soccer for helping develop his footwork and agility.
- His parents live outside of Seattle, Wash.
- Follow Gaye on X and on Instagram at @unos1\_.
- Born Ali Gaye on Nov. 29, 1998 in The Gambia.



## ALI GAYE'S GAME-BY-GAME

### 2024 Tennessee Titans

Date	Opp	W/L	P/S	Tot	Solo	Asst	Sk	- Yds	QBP	TFL	Int	- Yds	-TD	PD	FF	FR	- Yds	SpT	
Sept 8	@ Chi	L	IA																
Sept 15	NYJ	L	p	0	0	0	0.0	0.0	0	0	0	0	0	0	0	0	0	0	0
Sept 22	GB	L	p	1	1	0	0.0	0.0	0	0	0	0	0	0	0	0	0	0	0
Sept 30	@ Mia	W	IA																
Oct 13	Ind	L	p	1	1	0	0.0	0.0	0	0	0	0	0	0	0	0	0	0	0
Oct 20	@ Buf	L	p	1	1	0	0.0	0.0	0	0	0	0	0	0	0	0	0	0	0
Oct 27	@ Det	L	p	0	0	0	0.0	0.0	0	0	0	0	0	0	0	0	0	0	0
Nov 3	NE	W	p	0	0	0	0.0	0.0	0	0	0	0	0	0	0	0	0	0	0
Nov 10	@ LAC	L	p	0	0	0	0.0	0.0	1	0	0	0	0	0	0	0	0	0	0
Nov 17	Min	L	p	2	2	0	0.0	0.0	0	1	0	0	0	0	0	0	0	0	0
Nov 24	@ Hou	W	p	1	1	0	1.0	10.0	1	1	0	0	0	0	0	0	0	0	0

Dec 1	@ Was	L	p	0	0	0	0.0	0.0	0	0	0	0	0	0	0	0	0	0	0
Dec 8	Jax	L	p	0	0	0	0.0	0.0	0	0	0	0	0	0	0	0	0	0	0
Dec 15	Cin	L	p	1	0	1	0.0	0.0	1	0	0	0	0	0	0	0	0	0	0
Dec 22	@ Ind	L	p	0	0	0	0.0	0.0	0	0	0	0	0	0	0	0	0	0	0
Dec 29	@ Jax	L	p	0	0	0	0.0	0.0	1	0	0	0	0	0	0	0	0	0	0
Jan 4/5	Hou																		
<b>Totals</b>				<b>3-13</b>	<b>14/0</b>	<b>7</b>	<b>6</b>	<b>1</b>	<b>1.0</b>	<b>10.0</b>	<b>4</b>	<b>2</b>	<b>0</b>	<b>0</b>	<b>0</b>	<b>0</b>	<b>0</b>	<b>0</b>	<b>0</b>

## ALI GAYE'S NFL STATISTICS

REGULAR SEASON		TACKLES										INTERCEPTIONS					FUMBLES			
Year	Team	GP	GS	Tot	Solo	Asst	Sk	Yds	QBP	TFL	No	Yds	Lg	TD	PD	FF	FR	Yds	SpT	
2023	Houston	0	0	Practice Squad																
2024	Tennessee	14	0	7	6	1	1.0	10.0	4	2	0	0	0	0	0	0	0	0	0	
<b>NFL Totals</b>		<b>14</b>	<b>0</b>	<b>7</b>	<b>6</b>	<b>1</b>	<b>1.0</b>	<b>10.0</b>	<b>4</b>	<b>2</b>	<b>0</b>	<b>0</b>	<b>0</b>	<b>0</b>	<b>0</b>	<b>0</b>	<b>0</b>	<b>0</b>	<b>0</b>	

### Single-Game Highs

Tackles - **2 vs. Minnesota (11/17/24)**

Sacks - **1 at Houston (11/24/24)**

Quarterback Pressures - **1 (Four times, last vs. at Jacksonville 12/29/24)**

Tackles For Loss - **1 (Twice, last at Houston 11/24/24)**

# 57 LUKE GIFFORD

LINEBACKER • 6'3" • 243 LBS

COLLEGE: NEBRASKA • ACQUIRED: UNRESTRICTED FREE AGENT - 2023 (DAL)

NFL EXPERIENCE (NFL/TITANS): 6/2 • HOMETOWN: LINCOLN, NEB.

GAMES PLAYED/GAMES STARTED: 72/4 (PLAYOFFS: 3/0)



**PRO:** Luke Gifford joined the Titans as an unrestricted free agent in 2023 after spending his first four seasons with the Dallas Cowboys. The 6-foot-3-inch, 243-pounder is a rangy linebacker that has excelled on special teams coverage units during his NFL career. The Lincoln, Neb., native appeared in 11 games with a start at linebacker during the 2023 season and ranked third on the team in special teams tackles. Gifford, a former rookie free agent, makes his biggest impact as a core member of the Titans' special teams units having collected 36 special teams stops in 57 career games, as well as provide veteran depth in the linebacking corps.

#### CAREER HIGHLIGHTS:

- Gifford has either led or finished second on his team in special teams tackles in three of his first four NFL campaigns. He ranked first on the Cowboys with a career-best 12 special teams stops in 2022.

#### TITANS TIDBITS:

- Gifford was the recipient of Nebraska's prestigious Sam Foltz Hero 27 Award in 2018 for exceptional leadership, consistent and dedicated community service, and positive influence on the team.

#### CAREER TRANSACTIONS:

- The Lincoln, Neb., native was originally signed by the Dallas Cowboys as a rookie free agent on May 1, 2019.
- Signed by the Cowboys as an unrestricted free agent on March 21, 2022.
- Signed by the Titans as an unrestricted free agent on March 20, 2023.
- Released by the Titans on Sept. 3, 2024 and signed to the team's practice squad a day later.
- Activated from the practice squad to the active roster standard elevation on Sept. 7, 2024.
- Activated from the practice squad to the active roster standard elevation on Sept. 14, 2024.
- Activated from the practice squad to the active roster standard elevation on Sept. 21, 2024.
- Signed by the Titans to the active roster from the practice squad on Sept. 27, 2024.

#### SEASON RECAPS:

**2024 (15/3 - Tennessee):** Leads the team with a career-best 13 special teams tackles. Has led the team in tackles three times in 2024 (vs. JAX, vs. CIN, at JAX). Has tied for the team lead in passes defended once in 2024 (at JAX). Has led or tied for the team lead in special teams tackles four times in 2024 (vs. NYJ, at BUF, at DET, at LAC).

- At Chicago (9/8), saw action as a reserve on special teams.
- Against N.Y. Jets (9/15), tied for the team lead with two special teams tackles.
- Against Green Bay (9/22), played as a reserve on special teams.
- At Miami (9/30), saw action as a reserve on special teams.
- Against Indianapolis (10/13), registered a special teams tackle on coverage units.
- At Buffalo (10/20), led the team with four special teams tackle on coverage units. It was his second career game with at least four special teams tackles.
- At Detroit (10/27), led the team with two special teams tackles.
- Against New England (11/3), played as a reserve on special teams.
- At L.A. Chargers (11/10), posted a special teams stop on coverage units.
- Against Minnesota (11/17), played as a reserve on special teams.
- At Houston (11/24), notched a special teams tackle on coverage units.

- At Washington (12/1), played as a reserve at linebacker and recorded two tackles. Posted a special teams stop on coverage units.
- Against Jacksonville (12/8), made his second career start at linebacker and led the team with a career-high 10 tackles, including a stop for loss. Posted a special teams stop on coverage units. Stuffed Tank Bigsby for no gain on a rush up the middle in the first quarter. Stonewalled Bigsby for a one-yard loss on a carry off left tackle late in the third stanza.
- Against Cincinnati (12/15), started at linebacker and led the team with eight tackles to go along with his first career interception before leaving the game in the second quarter with an injury. Collected his first career interception by picking off a Joe Burrow pass intended Andrei Iosivas early in the first quarter. Teamed with Arden Key to stuff Chase Brown for no gain on a rush off left tackle in the first quarter.
- At Indianapolis (12/22), was inactive.
- At Jacksonville (12/29), started at linebacker and led the team with eight tackles to go along with a pass defended. Forced the Jaguars to settle for a field goal by breaking up a third-and-six pass intended for Brenton Strange in the opening quarter.

**2023 (11/1 - Tennessee):** Played in 11 games with a start at linebacker in his first season with the Titans and ranked third on the team with six special teams tackles. Was inactive for three games. Placed on injured reserve on Dec. 23 and missed the final three contests. Led the team in special teams tackles twice in 2023 (at CLE, at TB).

- At New Orleans (9/10), made his Titans debut as a reserve on special teams.
- Against L.A. Chargers (9/17), registered a special teams tackle on coverage units.
- At Cleveland (9/24), recorded his first career start, opening the game at outside linebacker. Led the team with two special teams tackles on coverage units.
- Against Atlanta (10/29), played as a reserve on special teams in his 50th career regular season game.
- At Tampa Bay (11/12), led the team with a special teams tackle on coverage units.

**2022 (16/0, 2/0 - Dallas):** Appeared in 16 games as a reserve and led the team with a career-high 12 special teams stops and a forced fumble. Posted five tackles on defense. Was inactive for one contest.

- At Green Bay (11/13), posted a career-best five special teams tackles on coverage units.
- At Minnesota (11/20), notched two special team stops and a forced fumble on coverage units.
- At Washington (1/8), registered two tackles as a reserve linebacker.

**2021 (16/0, 1/0 - Dallas):** Saw action in 16 games as a reserve linebacker and posted six tackles, including a stop for loss. Tied for second on the team with five special teams tackles with a blocked punt. Was inactive for the regular season opener. Played as a reserve in the postseason contest and notched a pair of special teams stops.

- At New England (10/17), blocked his first career punt on a Jake Bailey attempt, recovered it and returned it to the Patriots' 17-yard line.
- At Philadelphia (1/8), posted a career-best three defensive tackles in the regular season finale.
- Against San Francisco (1/16), posted two special teams stops in his playoff debut.

**2020 (8/0 - Dallas):** Played in eight games and finished second on the team with seven special teams tackles. Was inactive for six contests and

missed two games because of a league-mandated suspension.

- Against Cleveland (10/4), tallied two special teams stops.
- Against Philadelphia (12/27), registered two special teams tackles on coverage units.

**2019 (6/0 - Dallas):** Played as a reserve in six games as a rookie and tied for fourth on the team with six special teams tackles. Was inactive for eight contests, including the first five games of the season. Placed on injured reserve on Dec. 17 and missed the final two games.

- At N.Y. Jets (10/13), made his NFL debut as a reserve on special teams.
- At N.Y. Giants (11/4), saw action as a reserve and posted three special teams stops on coverage units.

**COLLEGE:**

- During a four-year career at Nebraska, played in 29 games with 19 starts and totaled 109 tackles, seven sacks, 19 tackles for loss and three interceptions. Earned honorable-mention All-Big Ten recognition as a senior.
- Received the Pat Clare Award in 2018 as he best exemplified the commitment and courage to overcome injury.
- As a senior (2018), started all 12 games while serving as a team captain for the Cornhuskers. Set career-highs in tackles (62), sacks (5.5), tackles for loss (13), interceptions (two) and forced a fumble. His 5.5 sacks were the most by a Nebraska linebacker since 2005.
- As a junior (2017), started each of the first seven games at outside linebacker before missing the final five contests because of injury. Totaled 39 tackles with five stops for loss and 1.5 sacks, while recording his first pass breakup and interception.
- As a sophomore (2016), saw limited action as a reserve linebacker in four games, recording an assisted tackle.
- As a redshirt freshman (2015), played in each of the first six games and had seven tackles, including a tackle for a loss before being sidelined for

the second half of the season with an injury.

- Redshirted as a freshman in 2014.
- Earned his degree in business management from Nebraska.

**PERSONAL:**

- Attended Southeast (Lincoln, Neb.) High School, playing linebacker while also seeing action on offense.
- As a senior, passed for 970 yards and five touchdowns, while rushing for an additional 742 yards and eight touchdowns, leading Southeast to the Class A state playoffs. Also starred in the secondary, making 50 tackles with two interceptions and five pass breakups.
- Was a first-team All-Nebraska defensive back selection by the Omaha World-Herald as a senior and also earned Super State accolades from the Lincoln Journal Star.
- As a junior, helped Southeast to a 9-2 record and a trip to the state quarterfinals. Caught seven passes for 125 yards, while also starring in the secondary.
- Was a first-team Super State selection as a junior, and earned second-team All-Nebraska honors in 2012. Gifford was also a member of the Knights' 2011 state championship team
- Was a multi-sport athlete, competing on the Southeast basketball team.
- Son of Sam and Shannon Gifford.
- Follow Gifford on X at @luke\_gifford and on Instagram at @luke\_gifford.
- Born Luke Gifford on Aug. 28, 1995 in Lincoln, Neb.

**LUKE GIFFORD'S TITANS GAME-BY-GAME**

**2023 Tennessee Titans**

Date	Opp	W/L	P/S	Tot Solo	Asst	Sk	- Yds	QBP	TFL	Int	- Yds	-TD	PD	FF	FR	- Yds	SpT	
Sept 10	@ NO	L	p	0	0	0	0.0	0.0	0	0	0	0	0	0	0	0	0	0
Sept 17	LAC	W	p	0	0	0	0.0	0.0	0	0	0	0	0	0	0	0	0	1
Sept 24	@ Cle	L	S	0	0	0	0.0	0.0	0	0	0	0	0	0	0	0	0	2
Oct 1	Cin	W	IA															
Oct 8	@ Ind	L	IA															
Oct 15	Bal	L	IA															
Oct 29	Atl	W	p	0	0	0	0.0	0.0	0	0	0	0	0	0	0	0	0	0
Nov 2	@ Pit	L	p	0	0	0	0.0	0.0	0	0	0	0	0	0	0	0	0	0
Nov 12	@ TB	L	p	0	0	0	0.0	0.0	0	0	0	0	0	0	0	0	0	1
Nov 19	@ Jax	L	p	0	0	0	0.0	0.0	0	0	0	0	0	0	0	0	0	0
Nov 26	Car	W	p	0	0	0	0.0	0.0	0	0	0	0	0	0	0	0	0	1
Dec 3	Ind	L	p	0	0	0	0.0	0.0	0	0	0	0	0	0	0	0	0	0
Dec 11	@ Mia	W	p	0	0	0	0.0	0.0	0	0	0	0	0	0	0	0	0	0
Dec 17	Hou	L	p	0	0	0	0.0	0.0	0	0	0	0	0	0	0	0	0	1
Dec 24	Sea																	
Placed on injured reserve on Dec. 23																		
Dec 31	@ Hou																	
Jan 7	Jax																	
<b>Totals</b>		<b>5-9</b>	<b>11/1</b>	<b>0</b>	<b>0</b>	<b>0</b>	<b>0.0</b>	<b>0.0</b>	<b>0</b>	<b>0</b>	<b>0</b>	<b>0</b>	<b>0</b>	<b>0</b>	<b>0</b>	<b>0</b>	<b>0</b>	<b>6</b>

**2024 Tennessee Titans**

Date	Opp	W/L	P/S	Tot Solo	Asst	Sk	- Yds	QBP	TFL	Int	- Yds	-TD	PD	FF	FR	- Yds	SpT	
Sept 8	@ Chi	L	p	0	0	0	0.0	0.0	0	0	0	0	0	0	0	0	0	0
Sept 15	NYJ	L	p	0	0	0	0.0	0.0	0	0	0	0	0	0	0	0	0	2
Sept 22	GB	L	p	0	0	0	0.0	0.0	0	0	0	0	0	0	0	0	0	0
Sept 30	@ Mia	W	p	0	0	0	0.0	0.0	0	0	0	0	0	0	0	0	0	0
Oct 13	Ind	L	p	0	0	0	0.0	0.0	0	0	0	0	0	0	0	0	0	1
Oct 20	@ Buf	L	p	0	0	0	0.0	0.0	0	0	0	0	0	0	0	0	0	4
Oct 27	@ Det	L	p	0	0	0	0.0	0.0	0	0	0	0	0	0	0	0	0	2
Nov 3	NE	W	p	0	0	0	0.0	0.0	0	0	0	0	0	0	0	0	0	0
Nov 10	@ LAC	L	p	0	0	0	0.0	0.0	0	0	0	0	0	0	0	0	0	1
Nov 17	Min	L	p	0	0	0	0.0	0.0	0	0	0	0	0	0	0	0	0	0
Nov 24	@ Hou	W	p	0	0	0	0.0	0.0	0	0	0	0	0	0	0	0	0	1
Dec 1	@ Was	L	p	2	2	0	0.0	0.0	0	0	0	0	0	0	0	0	0	1
Dec 8	Jax	L	S	10	7	3	0.0	0.0	0	1	0	0	0	0	0	0	0	1
Dec 15	Cin	L	S	8	5	3	0.0	0.0	0	0	1	0	0	1	0	0	0	0
Dec 22	@ Ind	L	IA															
Dec 29	@ Jax	L	S	8	5	3	0.0	0.0	0	0	0	0	0	1	0	0	0	0
Jan 4/5	Hou																	
<b>Totals</b>		<b>3-13</b>	<b>15/3</b>	<b>28</b>	<b>19</b>	<b>9</b>	<b>0.0</b>	<b>0.0</b>	<b>0</b>	<b>1</b>	<b>1</b>	<b>0</b>	<b>0</b>	<b>2</b>	<b>0</b>	<b>0</b>	<b>0</b>	<b>13</b>



## LUKE GIFFORD'S NFL STATISTICS

REGULAR SEASON		TACKLES										INTERCEPTIONS					FUMBLES			
Year	Team	GP	GS	Tot	Solo	Asst	Sk	Yds	QBP	TFL	No	Yds	Lg	TD	PD	FF	FR	Yds	SpT	
2019	Dallas	6	0	0	0	0	0.0	0.0	0	0	0	0	0	0	0	0	0	0	6	
2020	Dallas	8	0	0	0	0	0.0	0.0	0	0	0	0	0	0	0	0	0	0	7	
2021	Dallas	16	0	6	5	1	0.0	0.0	0	1	0	0	0	0	0	0	0	0	5	
2022	Dallas	16	0	5	3	2	0.0	0.0	0	0	0	0	0	0	0	1	0	0	12	
2023	Tennessee	11	1	0	0	0	0.0	0.0	0	0	0	0	0	0	0	0	0	0	6	
2024	Tennessee	15	3	28	19	9	0.0	0.0	0	1	1	0	0	0	2	0	0	0	13	
<b>NFL Totals</b>		<b>72</b>	<b>4</b>	<b>39</b>	<b>27</b>	<b>12</b>	<b>0.0</b>	<b>0.0</b>	<b>0</b>	<b>2</b>	<b>1</b>	<b>0</b>	<b>0</b>	<b>0</b>	<b>2</b>	<b>1</b>	<b>0</b>	<b>0</b>	<b>49</b>	

PLAYOFFS		TACKLES										INTERCEPTIONS					FUMBLES			
Year	Team	GP	GS	Tot	Solo	Asst	Sk	Yds	QBP	TFL	No	Yds	Lg	TD	PD	FF	FR	Yds	SpT	
2021	Dallas	1	0	0	0	0	0.0	0.0	0	0	0	0	0	0	0	0	0	0	2	
2022	Dallas	2	0	0	0	0	0.0	0.0	0	0	0	0	0	0	0	0	0	0	3	
<b>NFL Totals</b>		<b>3</b>	<b>0</b>	<b>0</b>	<b>0</b>	<b>0</b>	<b>0.0</b>	<b>0.0</b>	<b>0</b>	<b>0</b>	<b>0</b>	<b>0</b>	<b>0</b>	<b>0</b>	<b>0</b>	<b>0</b>	<b>0</b>	<b>0</b>	<b>5</b>	

### Single-Game Highs

Tackles - **10 vs. Jacksonville (12/8/24)**  
 Tackle for Loss - **1 (Twice, last vs. Jacksonville 12/8/24)**  
 Interceptions - **1 vs. Cincinnati (12/15/24)**  
 Passes Defensed - **1 (Twice, last at Jacksonville 12/29/24)**  
 Special Teams Tackles - 5 at Green Bay (11/13/22)

### Additional Statistics

Blocked Punt - 1 at New England (10/17/21)  
 Special Teams Forced Fumble - 1 at Minnesota (11/20/22)

### Playoff Single-Game Highs

Special Teams Tackles - 2 (Twice, last at Tampa Bay (1/16/23)


# 51 CEDRIC GRAY

LINEBACKER • 6'2" • 234 LBS

COLLEGE: NORTH CAROLINA • ACQUIRED: 4TH ROUND - 2024

NFL EXPERIENCE (NFL/TITANS): ROOKIE • HOMETOWN: CHARLOTTE, N.C.

GAMES PLAYED/GAMES STARTED: 6/0 (PLAYOFFS: 0/0)



**PRO:** The Titans selected Cedric Gray in the fourth round of the 2024 NFL Draft. The 6-foot-3-inch, 234-pounder brings a versatile skill set as a defender and is known as a sideline-to-sideline talent that displays speed and athleticism to excel in the NFL. The two-time All-ACC selection recorded 369 tackles, 30 stops for loss, 8.5 sacks and five interceptions in 51 games with the Tar Heels.

#### TITANS TIDBITS:

- Gray originally envisioned himself as a wide receiver prior to attending North Carolina, but he went from playing with Drake Maye in youth 7-on-7 camps to practicing against him in college. When he arrived on the Chapel Hill campus from Ardrey Kell High School, he exchanged his 11 jersey number he wore throughout his life — an ode to his favorite player Julio Jones — for No. 33.
- Gray has two older brothers, Devon and Michael Jr., who were “definitely hard on me, definitely rough on me, put a chip on my shoulder, made me tougher. So, I’m appreciative of them, and they definitely attributed to helping to make me who I am.”

#### CAREER TRANSACTIONS:

- The Charlotte, N.C., native was selected by the Titans in the fourth round (106th overall) of the 2024 NFL Draft.

#### SEASON RECAPS:

**2024 (6/0 - Tennessee):** Tied for third on the squad with seven special teams tackles. Has led the team in tackles once in 2024 (at IND). Has led the team in special teams tackles once in 2024 (at IND). Placed on injured reserve on Aug. 29 and missed the first seven games of the season before being designated to return on Oct. 28. Made his NFL debut at Houston (11/24/24).

- Against New England (11/3), was inactive.
- At L.A. Chargers (11/10), was inactive.
- Against Minnesota (11/17), was inactive.
- At Houston (11/24), saw action as a reserve on special teams in his first career NFL contest and notched a special teams tackle on coverage units.
- At Washington (12/1), recorded a special teams tackle on coverage units.
- Against Jacksonville (12/8), notched a special teams tackle on coverage units.
- Against Cincinnati (12/15), saw action as a reserve on special teams.
- At Indianapolis (12/22), played as a reserve at linebacker and led the team with a career-best 11 tackles. Registered a team-best four special teams tackles on coverage units. Became the NFL’s second player since the start of the 2000 season with at least 10 tackles on defense and at least four tackles on special teams in the same game. Combined with Jarvis Brownlee Jr. to stop Jonathan Taylor for no gain on a rush up the middle in the second quarter. Teamed with Daryl Worley to stuff Taylor for no gain on a carry up the middle in the third stanza.
- At Jacksonville (12/29), saw action as a reserve on special teams.

#### COLLEGE:

- Played in 51 games with 37 starts over four seasons at North Carolina and recorded 369 tackles, 30 tackles for loss, 8.5 sacks, five interceptions, 13 passes defended, six forced fumbles and five fumble recoveries. Was a two-time first team All-ACC selection and a 2023 Butkus Award semifinalist.

**AS A SENIOR (2023),** started all 12 games he appeared in and posted a team-best 121 tackles, five sacks, 11 stops for loss, seven quarterback pressures, two forced fumbles, two fumble recoveries, an interception and four passes defended. Named first-team All-ACC by the league and the Associated Press. Recorded five double-digit tackle games and ranked second in the ACC with 121 tackles.

- At Pittsburgh (9/23), registered seven tackles, three quarterback pressures, a stop for loss, a fumble recovery and a pass defended.
- Against Syracuse (10/7), notched eight tackles, one sack, a quarterback pressure and a forced fumble.
- Against Miami (Fla.) (10/14), tallied 10 tackles, a stop for loss, an interception, a fumble recovery and a pass defended to earn ACC Linebacker of the Week honors.
- Against Virginia (10/21), collected 18 tackles, 1.5 stops for loss and a quarterback pressure to earn Senior Bowl Defensive Player of the Week honors.
- Against Campbell (11/4), recorded nine tackles, three stops for loss, two sacks and one forced fumble.
- At North Carolina State (11/25), registered 17 tackles, including a stop for loss and a half sack.

**AS A JUNIOR (2022),** started all 14 games at linebacker and tallied a team-best 145 tackles, a sack, 12 stops for loss, two interceptions, six passes defended, three forced fumbles and two fumble recoveries. Tabbed first-team All-ACC by the league and the Associated Press. Voted a team captain and was selected the team’s William Fuller Defensive MVP. His 145 tackles and 82 solos ranked first among Power 5 players and recorded double-digit tackles in six games.

- At Georgia State (9/10), named ACC Linebacker of the Week after coming up with 14 tackles and two stops for loss.
- Against Virginia Tech (10/1), made eight tackles and collected an interception.
- Against Pittsburgh (10/29), posted a game-high nine tackles, a quarterback hurry and forced and recovered a fumble against Pitt’s Israel Abanikanda in the fourth quarter that led to a UNC touchdown three plays later.
- At Virginia (11/5), posted a then career-high 16 tackles, two stops for loss, two passes defended and a sack
- Against Georgia Tech (11/19), notched 14 tackles to go along with 1.5 stops for loss, a hurry and a pass defended.
- Against Oregon (12/28), recorded eight tackles, two stops for loss, a pass defended and a quarterback pressure in the Holiday Bowl.

**AS A SOPHOMORE (2021),** appeared in all 13 games and started the last 11 games at linebacker. Tied for fourth in the ACC with a team-leading 100 tackles and had five stops for loss, 2.5 sacks, three passes defended, two hurries, two interceptions, one forced fumble and one fumble recovery. Recorded double-figure tackle totals in five of the last eight games.

- Against Miami (Fla.) (10/16), named ACC Linebacker of the Week after his performance against the Hurricanes when he had six tackles, two interceptions and another breakup. His game-saving interception with six seconds left saw Gray become the first UNC player with two interceptions in a game since 2019.
- Against Wake Forest (11/6), led the way with 12 tackles against the Demon Deacons.
- At North Carolina State (11/26), recorded 12 tackles, 1.5 tackles for loss, a half sack, a hurry and a fumble recovery.
- Against South Carolina (12/30), posted a career-high 13 tackles, two

stops for loss and one sack in the Duke's Mayo Bowl.

**AS A TRUE FRESHMAN (2020)**, appeared in all 12 games as a linebacker and on special teams.

- Graduated with a degree in sports administration from North Carolina in December 2023.

**PERSONAL:**

- Attended Ardrey Kell (Charlotte, N.C.) and was a three-year team captain as a wide receiver and safety. Was a two-way athlete who caught 143 passes for 2,467 yards and 27 touchdowns over three prep seasons and posted 130 tackles, 4.5 sacks, 12 tackles for loss and three interceptions in two years on defense.
- Selected the SoMECK Conference Defensive Player of the year as a senior after leading Ardrey Kell to an 11-2 record and a trip to the second round of the state playoffs. Tallied 70 tackles, 1.5 sacks, six stops for loss, three interceptions, two passes defensed, a forced fumble and a fumble recovery. Also caught 51 passes for 892 yards and 13 touchdowns.
- As a junior, helped the Knights to a 5-1 conference record and a berth in the state playoffs. Recorded 60 tackles, three sacks, six stops for loss and eight pressures. Added 55 receptions for 891 yards and 10 scores.
- As a sophomore, made 37 catches for 684 yards and four touchdowns.
- Also played basketball for three seasons.

- Son of Esther Gray and Michael Gray Sr.
- Follow Gray on Instagram at @33.ced and on X at @cedthr33.
- Born Cedric Malik Gray on Oct. 30, 2002 in Fort Washington, Md.

### CEDRIC GRAY'S COLLEGE STATISTICS

REGULAR SEASON				TACKLES						INTERCEPTIONS						FUMBLES		
Year	Team	GP	GS	Tot	Solo	Asst	Sk	Yds	QBP	TFL	No	Yds	Lg	TD	PD	FF	FR	Yds
2020	North Carolina	12	0	3	0	3	0.0	0.0	0	0	0	0	0	0	0	0	0	0
2021	North Carolina	13	11	100	53	47	2.5	18.0	2	7	2	21	21	0	3	1	1	0
2022	North Carolina	14	14	145	82	63	1.0	7.0	5	12	2	30	17	0	6	3	2	0
2023	North Carolina	12	12	121	64	57	5.0	48.0	7	11	1	0	0	0	4	2	2	6
<b>Totals</b>		<b>51</b>	<b>37</b>	<b>369</b>	<b>199</b>	<b>170</b>	<b>8.5</b>	<b>73.0</b>	<b>14</b>	<b>30</b>	<b>5</b>	<b>51</b>	<b>21</b>	<b>0</b>	<b>13</b>	<b>6</b>	<b>5</b>	<b>6</b>

**Single-Game Highs**

Tackles - 18 vs. Virginia (10/21/23)

Tackle For Loss - 3 vs. Campbell (11/4/23)

Sacks - 2 vs. Campbell (11/4/23)

Interceptions - 2 vs. Miami (Fla.) (10/16/21)

Passes Defensed - 3 vs. Miami (Fla.) (10/16/21)

Forced Fumbles - 1 (Six times, last vs. Campbell 11/4/23)

Fumble Recoveries - 1 (Five times, last vs. Miami (Fla.) 10/14/23)

### CEDRIC GRAY'S GAME-BY-GAME

2024 Tennessee Titans

Date	Opp	W/L	P/S	Tot	Solo	Asst	Sk	-Yds	QBP	TFL	Int-Yds	TD	PD	FF	FR	Yds	SpT
Sept 8	@ Chi	L	IR														
Sept 15	NYJ	L	IR														
Sept 22	GB	L	IR														
Sept 30	@ Mia	W	IR														
Oct 13	Ind	L	IR														
Oct 20	@ Buf	L	IR														
Oct 27	@ Det	L	IR														
Nov 3	NE	W	IA														
Nov 10	@ LAC	L	IA														
Nov 17	Min	L	IA														
Nov 24	@ Hou	W	p	0	0	0	0.0	0.0	0	0	0	0	0	0	0	0	1

Dec 1	@ Was	L	p	0	0	0	0.0	0.0	0	0	0	0	0	0	0	0	0	1
Dec 8	Jax	L	p	0	0	0	0.0	0.0	0	0	0	0	0	0	0	0	0	1
Dec 15	Cin	L	p	0	0	0	0.0	0.0	0	0	0	0	0	0	0	0	0	0
Dec 22	@ Ind	L	p	11	6	5	0.0	0.0	0	0	0	0	0	0	0	0	0	4
Dec 29	@ Jax	L	p	0	0	0	0.0	0.0	0	0	0	0	0	0	0	0	0	0
Jan 4/5	Hou																	
<b>Totals</b>				<b>3-13</b>	<b>6/0</b>	<b>11</b>	<b>6</b>	<b>5</b>	<b>0.0</b>	<b>0.0</b>	<b>0</b>	<b>0</b>	<b>0</b>	<b>0</b>	<b>0</b>	<b>0</b>	<b>0</b>	<b>7</b>

### CEDRIC GRAY'S NFL STATISTICS

REGULAR SEASON				TACKLES						INTERCEPTIONS						FUMBLES			
Year	Team	GP	GS	Tot	Solo	Asst	Sk	Yds	QBP	TFL	No	Yds	Lg	TD	PD	FF	FR	Yds	SpT
2024	Tennessee	6	0	11	6	5	0.0	0.0	0	0	0	0	0	0	0	0	0	0	7
<b>NFL Totals</b>		<b>6</b>	<b>0</b>	<b>11</b>	<b>6</b>	<b>5</b>	<b>0.0</b>	<b>0.0</b>	<b>0</b>	<b>0</b>	<b>0</b>	<b>0</b>	<b>0</b>	<b>0</b>	<b>0</b>	<b>0</b>	<b>0</b>	<b>0</b>	<b>7</b>

**Single-Game Highs**

Tackles - 11 at Indianapolis (12/22/24)

Special Teams Tackles - 4 at Indianapolis (12/22/24)



# 64 ARLINGTON HAMBRIGHT

GUARD • 6'5" • 300 LBS

COLLEGE: COLORADO • ACQUIRED: FREE AGENT - 2024

NFL EXPERIENCE (NFL/TITANS): 3/1 • HOMETOWN: YPSILANTI, MICH.

GAMES PLAYED/GAMES STARTED: 15/1 (PLAYOFFS: 1/0)



**PRO:** The Titans signed Arlington Hambright midway through the 2024 regular season to add depth and experience to the interior of the offensive line. The 6-foot-5-inch, 300-pounder originally entered the NFL as a seventh-round pick of the Chicago Bears in 2020. Hambright has also spent time with the New England Patriots, Indianapolis Colts and Houston Texans.

#### TITANS TIDBITS:

- Hambright won a NJCAA National Championship as a member of Garden City Community College in 2016.

#### CAREER TRANSACTIONS:

- The Ypsilanti, Mich., native was selected by the Chicago Bears in the seventh round (226th overall) of the 2020 NFL Draft.
- Waived by the Bears on Aug. 31, 2021 and signed to the team's practice squad a day later.
- Activated from the practice squad to the Bears' active roster COVID-19 replacement on Oct. 24, 2021.
- Signed by the New England Patriots to a future's contract on Jan. 18, 2022.
- Waived by the Patriots on Aug. 30, 2022
- Signed by the Indianapolis Colts to their practice squad on Sept. 1, 2022.
- Released by the Colts on Sept. 13, 2022.
- Signed by the Indianapolis Colts to their practice squad on Sept. 20, 2022.
- Signed by the Colts to a future's contract on Jan. 9, 2023.
- Waived by the Colts on Aug. 31, 2023 and signed to the team's practice squad four days later.
- Activated from the practice squad to the active roster standard elevation on Sept. 16, 2023.
- Signed by the Colts to their active roster from the practice squad on Sept. 19, 2023.
- Waived by the Colts on Dec. 14, 2023 and signed to the team's practice squad a day later.
- Signed by the Colts to a future's contract on Jan. 9, 2024.
- Waived by the Colts on Aug. 27, 2024.
- Signed by the Houston Texans to their practice squad on Sept. 9, 2024.
- Released by the Texans on Oct. 22, 2024.
- Signed by the Titans to their practice squad on Oct. 29, 2024.
- Activated from the practice squad to the active roster standard elevation on Dec. 7, 2024.
- Activated from the practice squad to the active roster standard elevation on Dec. 14, 2024.
- Activated from the practice squad to the active roster standard elevation on Dec. 21, 2024.
- Signed by the Titans to the active roster from the practice squad on Dec. 29, 2024.

#### SEASON RECAPS:

**2024 (0/0 - Houston; 4/0 - Tennessee):** Has spent five games on the Titans' practice squad. Spent six games on the Texans' practice squad before being released on Oct. 22.

- Against Jacksonville (12/8), made his Titans debut as a reserve on special teams.
- Against Cincinnati (12/15), played as a reserve on special teams.
- At Indianapolis (12/22), saw action as a reserve on special teams.

- At Jacksonville (12/29), played as a reserve on special teams.

**2023 (2/0 - Indianapolis):** Saw action as a reserve in two games with the Colts. Did not play in five contests. Was inactive for five games. Spent five contests on the Colts' practice squad.

**2022 (0/0 - Indianapolis):** Spent 15 weeks on the Colts' practice squad.

**2021 (0/0 - Chicago):** Spent 16 weeks on the Bears' practice squad. Was elevated to the active roster and did not play in one contest.

**2020 (9/1, 1/0 - Chicago):** As a rookie, saw action in nine games with one start at left guard and helped lead the way for David Montgomery to rush for over 1,000 yards. Was inactive for seven games. Saw action as a reserve in his first career postseason contest.

#### COLLEGE:

- Started all 16 collegiate games he appeared in at Colorado (2019) and Oklahoma State (2017-18). Also attended Garden City Community College (2015-16).
- As a graduate (2019), started 11 games for the Buffaloes and was named Pac-12 Offensive Lineman of the Week against Stanford.
- As a redshirt senior (2018), started five games at Oklahoma State. In those five games, the Cowboys averaged 43.3 points per game, 537.8 yards per game of total offense including 220.7 rushing yards per game.
- As a junior (2017), suffered an injury with the Cowboys and redshirted the season.
- As a sophomore (2016), played for Garden City Community College and helped the team to an 11-0 record and led them to the NJCAA National Championship. The team averaged 194.8 rushing yards per game.
- As a freshman (2015), was a part of an offense that averaged 321.2 yards per game at Garden City Community College. He also saw action on the defensive line.
- Graduated from Oklahoma State and pursued a graduate's degree from Colorado.

#### PERSONAL:

- Attended Belleville (Mich.) High School and played both offensive and defensive line.
- Also competed in basketball.
- Was rated as the No. 34 JUCO prospect by Rivals.
- Participated in the NFL's My Cause My Cleats initiative in 2023 and represented the American Cancer Society.
- Follow Hambright on Instagram at @p.o.ps13.
- Born Arlington Hambright on Jan. 30, 1996 in Ypsilanti, Mich.

## ARLINGTON HAMBRIGHT'S NFL STATISTICS

### REGULAR SEASON

Year	Team	GP	GS
2020	Chicago	9	1
2021	Chicago	0	0
2022	Indianapolis	0	0
2023	Indianapolis	2	0
2024	Tennessee	4	0
<b>NFL Totals</b>		<b>15</b>	<b>1</b>

### PLAYOFFS

Year	Team	GP	GS
2020	Chicago	1	0
<b>NFL Totals</b>		<b>1</b>	<b>0</b>

### Starts Breakdown:

2024 - LG 1



# 26 JUSTIN HARDEE SR.

DEFENSIVE BACK • 6'1" • 200 LBS

COLLEGE: ILLINOIS • ACQUIRED: FREE AGENT - 2024

NFL EXPERIENCE (NFL/TITANS): 8/1 • HOMETOWN: CLEVELAND, OHIO

GAMES PLAYED/GAMES STARTED: 108/0 (PLAYOFFS: 7/0)



PRO BOWL: 2022

**PRO:** The Titans signed Justin Hardee Sr. during the 2024 season to bring experience and savvy to their special teams units. The 6-foot-1-inch, 200-pound defensive back entered the league as an undrafted free agent with the Houston Texans in 2017 before spending his first three seasons with the New Orleans Saints from 2017-20. He spent the last three seasons with the New York Jets where he was named a special teams captain each year with the team (2021-23) and was selected to the Pro Bowl as a special teamer in 2022. Entering 2024, the University of Illinois product played in 100 NFL games and collected 63 special teams tackles, the sixth-most among active players since 2017. Hardee most recently spent the 2024 offseason and training camp with the Cleveland Browns.

#### TITANS TIDBITS:

- Hardee played wide receiver in college at Illinois and entered the NFL as an undrafted wide receiver with the Texans in 2017. He switched to cornerback when he signed with the Saints later that season.
- Hardee created the Hardee Cares Foundation, which facilitates programs for youth in New Orleans and his native Cleveland, as well as supporting sarcoidosis awareness to honor his mother, Estella, who passed away from the disease in 2013.
- Hardee owns a Papa John's franchise in Waveland, Miss. In 2017, he joined then teammates Marshon Lattimore and Ted Ginn Jr. at a charity event catered by Papa John's and reached out to former Saints safety Malcolm Jenkins, who was also a Papa John's franchise owner. Hardee's initial location opened in New Orleans in 2020 before relocating to Waveland.

#### CAREER TRANSACTIONS:

- The Cleveland, Ohio, native was originally signed by the Houston Texans as a rookie free agent on May 13, 2017.
- Waived by the Texans on Sept. 2, 2017.
- Signed by the New Orleans Saints to their practice squad on Sept. 7, 2017.
- Signed by the Saints to their active roster from the practice squad on Sept. 23, 2017.
- Signed by the New York Jets as an unrestricted free agent on March 18, 2021.
- Signed by the Cleveland Browns as an unrestricted free agent on April 2, 2024.
- Released by the Browns on Aug. 27, 2024 and signed to the Browns' practice squad a day later.
- Released from the Browns practice squad on Sept. 10, 2024.
- Signed by the Carolina Panthers to their practice squad on Sept. 24, 2024.
- Released from the Panthers' practice squad on Oct. 4, 2024.
- Signed by the Titans to their practice squad on Oct. 29, 2024.
- Signed by the Titans to their active roster from the practice squad on Nov. 2, 2024.

#### SEASON RECAPS:

- 2024 (0/0 - Cleveland; 0/0 - Carolina; 8/0 - Tennessee):** Has tied for the team lead in special teams tackles once in 2024 (vs. CIN).
- Against New England (11/3), made his Titans debut as a reserve on special teams.
  - At L.A. Chargers (11/10), played as a reserve on special teams.
  - Against Minnesota (11/17), was inactive.

- At Houston (11/24), notched a special teams tackle on coverage units.
- At Washington (12/1), saw action as a reserve on special teams.
- Against Jacksonville (12/8), played as a reserve on special teams.
- Against Cincinnati (12/15), tied for the team lead with a special teams tackle on coverage units.
- At Indianapolis (12/22), saw action as a reserve on special teams. Helped pin the Colts deep in their own territory by downing a Ryan Stonehouse 60-yard punt at the Indianapolis one-yard line in the first quarter.
- At Jacksonville (12/29), played as a reserve on special teams.

**2023 (11/0 - N.Y. Jets):** Played as a reserve in 11 games and finished fifth on the team with five special teams tackles. Voted a special team captain for the third consecutive season. Was placed on injured reserve on Oct. 14 and missed six games before being designated to return on Dec. 2.

- Against Washington (12/24), notched at least one special teams tackle for the fourth-straight game, the second-longest streak of his career (seven straight games in 2023).

**2022 (17/0 - N.Y. Jets):** Played in all 17 games and was selected to his first career Pro Bowl after collecting a career-high 14 special teams tackles on coverage units. His total tied for the sixth-best figure in the NFL.

- At Pittsburgh (10/2), forced a fumble on a punt return by Gunner Olszewski that was recovered by the Steelers. It marked his first career forced fumble.

**2021 (16/0 - N.Y. Jets):** Saw action in 16 games, primarily on special teams. Led the team and set a then career mark with 12 special teams tackles. Was placed on the reserve/COVID-19 list for one contest.

- Against Tennessee (10/3), collected a season-high two special teams tackles in punt coverage.

**2020 (10/0, 2/0 - New Orleans):** Appeared in 10 games primarily on special teams and posted eight special teams tackles. Missed five games after being placed on injured reserve on Nov. 6. Designated to return on Dec. 12. Saw action in two postseason games.

- Against Green Bay (9/27), tied a season-high with two special teams tackles in kickoff coverage.

**2019 (16/0, 1/0 - New Orleans):** Appeared in 16 games primarily on special teams for the second consecutive season. Recorded six tackles on defense and five stops on special teams. Appeared as a reserve in the playoff contest.

- At Atlanta (11/28), collected a season-high and team-leading two special teams tackles.
- At Carolina (12/29), registered a career-high six tackles on defense.

**2018 (16/0, 2/0 - New Orleans):** Appeared in all 16 games primarily on special teams and notched a then career-high with 10 tackles on coverage units. Added nine tackles and his first career interception on defense. Played as a reserve in two postseason contests and collected a special teams stop.

- At N.Y. Giants (9/20), recorded a 10-yard catch from Taysom Hill on a fake punt for a first down.







## JUSTIN HARDEE'S NFL STATISTICS

REGULAR SEASON		TACKLES									INTERCEPTIONS					FUMBLES				
Year	Team	GP	GS	Tot	Solo	Asst	Sk	Yds	QBP	TFL	No	Yds	Lg	TD	PD	FF	FR	Yds	SpT	
2017	New Orleans	14	0	0	0	0	0.0	0.0	0	0	0	0	0	0	0	0	0	0	0	9
2018	New Orleans	16	0	9	9	0	0.0	0.0	0	2	1	77	77	0	2	0	0	0	0	10
2019	New Orleans	16	0	6	6	0	0.0	0.0	0	0	0	0	0	0	0	0	0	0	0	5
2020	New Orleans	10	0	0	0	0	0.0	0.0	0	0	0	0	0	0	0	0	0	0	0	8
2021	N.Y. Jets	16	0	0	0	0	0.0	0.0	0	0	0	0	0	0	0	0	0	0	0	12
2022	N.Y. Jets	17	0	0	0	0	0.0	0.0	0	0	0	0	0	0	0	0	0	0	0	14
2023	N.Y. Jets	11	0	0	0	0	0.0	0.0	0	0	0	0	0	0	0	0	0	0	0	5
2024	Tennessee	8	0	0	0	0	0.0	0.0	0	0	0	0	0	0	0	0	0	0	0	2
<b>NFL Totals</b>		<b>108</b>	<b>0</b>	<b>15</b>	<b>15</b>	<b>0</b>	<b>0.0</b>	<b>0.0</b>	<b>0</b>	<b>2</b>	<b>1</b>	<b>77</b>	<b>77</b>	<b>0</b>	<b>2</b>	<b>0</b>	<b>0</b>	<b>0</b>	<b>0</b>	<b>65</b>

PLAYOFFS		TACKLES									INTERCEPTIONS					FUMBLES				
Year	Team	GP	GS	Tot	Solo	Asst	Sk	Yds	QBP	TFL	No	Yds	Lg	TD	PD	FF	FR	Yds	SpT	
2017	New Orleans	2	0	0	0	0	0.0	0.0	0	0	0	0	0	0	0	0	0	0	0	1
2018	New Orleans	2	0	0	0	0	0.0	0.0	0	0	0	0	0	0	0	0	0	0	0	1
2019	New Orleans	1	0	0	0	0	0.0	0.0	0	0	0	0	0	0	0	0	0	0	0	0
2020	New Orleans	2	0	0	0	0	0.0	0.0	0	0	0	0	0	0	0	0	0	0	0	0
<b>NFL Totals</b>		<b>7</b>	<b>0</b>	<b>0</b>	<b>0</b>	<b>0</b>	<b>0.0</b>	<b>0.0</b>	<b>0</b>	<b>0</b>	<b>0</b>	<b>0</b>	<b>0</b>	<b>0</b>	<b>0</b>	<b>0</b>	<b>0</b>	<b>0</b>	<b>0</b>	<b>2</b>

### Single-Game Highs

Tackles - 6 at Carolina (12/29/19)  
 Interceptions - 1 vs. Washington (10/8/18)  
 Passes Defensed - 2 vs. Washington (10/8/18)  
 Tackles For Loss - 1 (Twice, last vs. Carolina 12/30/18)  
 Special Teams Tackles - 2 (Seven times, last at New England 11/20/22)

### Additional Statistics

Special Teams Forced Fumble - 1 at Pittsburgh (10/2/22)  
 Blocked Punt - 1 vs. Tampa Bay (11/5/17)  
 Touchdowns - 1 (seven-yard blocked punt return vs. Tampa Bay (11/5/17)

### Playoff Single-Game Highs

Special Teams Tackle - 1 (Twice, last vs. L.A. Rams 1/20/19)



# 92 JAYLEN HARRELL

OUTSIDE LINEBACKER • 6'4" • 247 LBS

COLLEGE: MICHIGAN • ACQUIRED: 7TH ROUND - 2024

NFL EXPERIENCE (NFL/TITANS): 0/0 • HOMETOWN: TAMPA, FLA.

GAMES PLAYED/GAMES STARTED: 16/0 (PLAYOFFS: 0/0)



**PRO:** The Titans selected Jaylen Harrell in the seventh round (252nd overall) of the 2024 NFL Draft. The 6-foot-4-inch, 247-pounder brings versatility in both run and pass defense to the linebacker core. A four-year letterman at Michigan, Harrell appeared in 46 games with 31 starts off the edge for the Wolverines. He compiled 78 tackles, 19 tackles for loss, eight sacks, two forced fumbles and three pass breakups in a career that ended in three straight Big Ten Championships (2021-23) and a College Football Playoff National Title (2023).

#### CAREER HIGHLIGHTS:

- During his time in Ann Arbor, Harrell was Academic All-Big Ten three times (2021-23) and was selected All-Big Ten honorable mention two times (2022-23).

#### TITANS TIDBITS:

- Harrell played with Titans offensive lineman Nicholas Petit-Frere in high school and Titans running back Hassan Haskins in college.
- His father, James, played linebacker in the NFL for the Detroit Lions (1979-83, 85-86) and the Kansas City Chiefs (1987). He also played for the USFL's Tampa Bay Bandits from 1984-85.

#### CAREER TRANSACTIONS:

- The Tampa, Fla., native was drafted in the seventh round (252nd overall) of the 2024 NFL Draft.

#### SEASON RECAPS:

**2024 (16/0 - Tennessee):** Has tied for the team lead in special teams tackles once in 2024 (vs. GB). Made his NFL debut at Chicago (9/8/24).

- At Chicago (9/8), saw action as a reserve at outside linebacker and on special teams in his first career NFL contest. Posted a stop on coverage units.
- Against N.Y. Jets (9/15), played as a reserve at outside linebacker and collected a tackle.
- Against Green Bay (9/22), saw action as a reserve at outside linebacker and notched a tackle. Tied for the team lead with a special teams stop.
- At Miami (9/30), played as a reserve at outside linebacker and on special teams.
- Against Indianapolis (10/13), saw action as a reserve at outside linebacker and on special teams.
- At Buffalo (10/20), played as a reserve at outside linebacker and recorded a tackle for loss. Shot through the line and stuffed Josh Allen for a four-yard loss on a zone-read run in the third quarter.
- At Detroit (10/27), saw action as a reserve at outside linebacker and amassed a quarterback pressure. Notched a special teams tackle on coverage units.
- Against New England (11/3), played as a reserve at outside linebacker and totaled a tackle.
- At L.A. Chargers (11/10), saw action as a reserve at outside linebacker and posted two tackles, including a stop for loss. Stuffed J.K. Dobbins for a one-yard loss on a rush up the middle in the final stanza.
- Against Minnesota (11/17), played as a reserve at outside linebacker and tallied a tackle.
- At Houston (11/24), saw action as a reserve at outside linebacker and notched a quarterback pressure.
- At Washington (12/1), played as a reserve at outside linebacker and recorded two tackles.
- Against Jacksonville (12/8), saw action as a reserve at outside linebacker.
- Against Cincinnati (12/15), played as a reserve at outside linebacker and amassed a quarterback pressure.

- At Indianapolis (12/22), collected a special teams tackle on coverage units.
- At Jacksonville (12/29), saw action as a reserve at outside linebacker and on special teams.

#### COLLEGE:

- Appeared in 46 games with 31 starts in four years at the University of Michigan (2020-23). Accumulated 78 tackles, 19 tackles for loss, eight sacks, two forced fumbles and three passes defended while being named All-Big Ten honorable mention two times by coaches and media. During his time in Ann Arbor, Harrell was Academic All-Big Ten three times (2021-23) and All-Big Ten honorable mention twice (2022-23).

**AS A SENIOR (2023),** started all 15 games for the national champion Wolverines, earning All-Big Ten honorable mention and Academic All-Big Ten honors. Tallied 31 tackles, nine tackles for loss, 6.5 sacks, two forced fumbles and one pass breakup.

- Against UNLV (9/9), set a career-high with five total tackles.
- Against Bowling Green (9/16), tallied two tackles, one of which was a strip sack.
- At Minnesota (10/7), tallied three tackles, one for loss.
- Against Indiana (10/14), got in the backfield for a career-high two sacks and a forced fumble.
- Against Purdue (11/4), recorded three quarterback hurries and two quarterback hits.
- At Penn State (11/11), matched a career-high with five tackles and recorded one sack.
- At Maryland (11/18), recorded a sack for a nine-yard loss.
- Against Ohio State, tallied one tackle and hurried the quarterback late in the game on a game-ending interception.
- Against Iowa (12/2), had 1.5 tackles for loss, a sack and pass defended to impact the Big Ten Conference title game.
- Against Alabama (1/1), tallied two tackles, one for loss in the Rose Bowl/CFP Semifinal.
- Against Washington (1/8), contributed one tackle in the CFP National Championship.

**AS A JUNIOR (2022),** saw action in 13 games with 12 starts at edge. Earned his third varsity letter and was selected All-Big Ten honorable mention after compiling 30 tackles, 7.5 tackles for loss and 3.5 sacks. Added five quarterback hurries and two passes defended.

- At Colorado State (9/3), shared Defensive Player of the Week honors after tallying eight total pressures, four tackles and recording a half-sack in the win.
- Against Connecticut (9/17), made three tackles, hurried the quarterback and recorded a tackle for loss.
- At Iowa (10/1), tallied three tackles, a stop for loss and a quarterback hurry.
- At Indiana (10/8), recorded two tackles for loss and a sack.
- Against Illinois (11/19), shared Defensive Player of the Week honors after posting four tackles.
- At Ohio State (11/26), had two stops and a pass break up.
- Against Purdue (12/3), contributed two sacks in the Big Ten Conference Championship Game.

**AS A SOPHOMORE (2021),** played in all 14 games and made three starts at linebacker. Amassed 15 tackles and 2.5 tackles for loss, earning his second varsity letter.

- Against Western Michigan (9/4), made his defensive debut at outside

linebacker while also playing special teams.

- Against Northern Illinois (9/18), made his first start at outside linebacker and contributed three tackles and a tackle for loss.
- Against Iowa (12/4), started and made four tackles, hurried the quarterback and tallied a tackle for loss in the conference championship game.
- Against Georgia (12/31), made four tackles in the Orange Bowl/CFP Semifinal.

**AS A FRESHMAN (2020)**, earned his first varsity letter after appearing in four games. Made two tackles and shared Defensive Player of the Week honors for helping prepare the team for the Minnesota game.

- Against Michigan State (10/31), made his college debut and contributed on special teams.
- Graduated with a degree in Sport Management from Michigan in December 2023.

**PERSONAL:**

- Attended Berkeley Preparatory School (Tampa, Fla.) and was coached by Dominick Ciao (2016-20). Harrell was a four-year starter on varsity and a team captain his senior year (2020). Playing defensive end, linebacker, running back, fullback and tight end in high school, he helped the Bucks reach the second round of the state Class 3A Playoffs as a senior.
- Ranked a four-star recruit, the 12th-rated wideside defensive end, the 52nd-best recruit in Florida and the 301st overall recruit in the nation by

247Sports composite. A ESPN300 member, he was rated as the No. 4 player at his position, the No. 27 prospect in Florida and the 172nd overall player nationally. Selected MaxPreps Sophomore and Junior All-American and a candidate for the 2019 High School Butkus Award.

- As a junior (2018), posted career-highs with 106 tackles, 20 tackles for loss and five sacks.
- Named the team's defensive MVP in both his junior and senior season.
- Also played basketball in high school.
- Follow Harrell on X at @jayharrell32, on TikTok at @jayh32 and on Instagram at @\_jayharrell32.
- Son of Aria Siplin and James Harrell. Brother of Dominique and Anthony Harrell.
- Born Jaylen Davon Harrell on May 1, 2002 in Tampa, Fla.

## JAYLEN HARRELL'S COLLEGE STATISTICS

SEASON		TACKLES								INTERCEPTIONS					FUMBLES				
Year	Team	GP	GS	Tot	Solo	Asst	Sk	Yds	QBP	TFL	No	Yds	Lg	TD	PD	FF	FR	Yds	Blk
2020	Michigan	4	0	2	0	2	0.0	0.0	0	0.0	0	0	0	0	0	0	0	0	0
2021	Michigan	14	4	15	5	10	0.0	0.0	0	2.5	0	0	0	0	0	0	0	0	0
2022	Michigan	13	12	30	19	11	3.5	27.0	0	7.5	0	0	0	0	2	0	0	0	0
2023	Michigan	15	15	31	15	16	7.5	55.0	0	10.0	0	0	0	0	1	1	0	0	0
<b>Totals</b>		<b>46</b>	<b>31</b>	<b>78</b>	<b>39</b>	<b>39</b>	<b>11.0</b>	<b>82.0</b>	<b>0</b>	<b>20.0</b>	<b>0</b>	<b>0</b>	<b>0</b>	<b>0</b>	<b>3</b>	<b>1</b>	<b>0</b>	<b>0</b>	<b>0</b>

**Single-Game Highs**

Tackles - 5 (twice) last at Penn State (11/11/23)  
 Sacks - 2 (twice) last vs. Indiana (10/14/23)  
 Passes Defensed - 1 (twice) last vs. Iowa (12/2/23)

Forced Fumbles - 1 (twice) last vs Indiana (10/14/23)  
 Tackles For Loss - 1.0 (five times) last at Minnesota (10/7/23)

## JAYLEN HARRELL'S GAME-BY-GAME

2024 Tennessee Titans																				
Date	Opp	W/L	P/S	Tot	Solo	Asst	Sk	-Yds	QBP	TFL	Int	Yds	-TD	PD	FF	FR	Yds	SpT		
Sept 8	@ Chi	L	p	0	0	0	0.0	0.0	0	0	0	0	0	0	0	0	0	0	1	
Sept 15	NYJ	L	p	1	0	1	0.0	0.0	0	0	0	0	0	0	0	0	0	0	0	
Sept 22	GB	L	p	1	0	1	0.0	0.0	0	0	0	0	0	0	0	0	0	0	1	
Sept 30	@ Mia	W	p	0	0	0	0.0	0.0	0	0	0	0	0	0	0	0	0	0	0	
Oct 13	Ind	L	p	0	0	0	0.0	0.0	0	0	0	0	0	0	0	0	0	0	0	
Oct 20	@ Buf	L	p	1	1	0	0.0	0.0	0	1	0	0	0	0	0	0	0	0	0	
Oct 27	@ Det	L	p	0	0	0	0.0	0.0	1	0	0	0	0	0	0	0	0	0	1	
Nov 3	NE	W	p	1	0	1	0.0	0.0	0	0	0	0	0	0	0	0	0	0	0	
Nov 10	@ LAC	L	p	2	2	0	0.0	0.0	0	1	0	0	0	0	0	0	0	0	0	
Nov 17	Min	L	p	1	0	1	0.0	0.0	0	0	0	0	0	0	0	0	0	0	0	
Nov 24	@ Hou	W	p	0	0	0	0.0	0.0	1	0	0	0	0	0	0	0	0	0	0	
<b>Totals</b>				<b>3-13</b>	<b>16/0</b>	<b>9</b>	<b>5</b>	<b>4</b>	<b>0.0</b>	<b>0.0</b>	<b>3</b>	<b>2</b>	<b>0</b>	<b>0</b>	<b>3</b>	<b>2</b>	<b>0</b>	<b>0</b>	<b>0</b>	<b>4</b>

## JAYLEN HARRELL'S NFL STATISTICS

REGULAR SEASON		TACKLES								INTERCEPTIONS					FUMBLES				
Year	Team	GP	GS	Tot	Solo	Asst	Sk	Yds	QBP	TFL	No	Yds	Lg	TD	PD	FF	FR	Yds	SpT
2024	Tennessee	16	0	9	5	4	0.0	0.0	3	2	0	0	0	0	0	0	0	0	4
<b>NFL Totals</b>		<b>16</b>	<b>0</b>	<b>9</b>	<b>5</b>	<b>4</b>	<b>0.0</b>	<b>0.0</b>	<b>3</b>	<b>2</b>	<b>0</b>	<b>0</b>	<b>0</b>	<b>0</b>	<b>0</b>	<b>0</b>	<b>0</b>	<b>0</b>	<b>4</b>

**Single-Game Highs**

Tackles - 2 (Twice, last at Washington 12/1/24)  
 Quarterback Pressures - 1 (Three times, last vs. Cincinnati 12/15/24)

Tackles For Loss - 1 (Twice, last at L.A. Chargers 11/10/24)  
 Special Teams Tackles - 1 (Four times, last at Indianapolis 12/22/24)



# 37 AMANI HOOKER

SAFETY • 5'11" • 210 LBS

COLLEGE: IOWA • ACQUIRED: 4TH ROUND - 2019

NFL EXPERIENCE (NFL/TITANS): 6/6 • HOMETOWN: MINNEAPOLIS, MINN.

GAMES PLAYED/GAMES STARTED: 80/51 (PLAYOFFS: 5/1)



**PRO:** The Titans traded up to select Amani Hooker with the 116th overall pick in the fourth round of the 2019 NFL Draft. The 5-foot-11-inch, 210-pound defender was coveted for his versatility, having played safety, and a hybrid linebacker/cornerback position at Iowa. Hooker played in 66 games in his first five NFL seasons and amassed 245 tackles, seven interceptions and 22 passes defended. He will be relied upon for his defensive leadership and saavy ballhawking ability in the Titans' secondary.

## CAREER HIGHLIGHTS:

- In 2023, Hooker started 13 games at safety and ranked fourth on the team with a career-best 80 tackles and finished second on the squad with seven passes defended.
- In 2020, Hooker tied for the team lead with four interceptions while posting 44 tackles and eight passes defended.

## TITANS TIDBITS:

- Hooker was named a finalist for Minnesota's Mr. Football in 2015. Yet he had just two FBS scholarship offers. When the in-state university showed hesitancy after multiple workouts, Hooker knew he belonged at Iowa saying, "love who loves me."
- In February 2019, Hooker helped crowdfund about \$1,200 for the Park Center high school football program through a Pledge-It campaign raising a dollar amount for every inch of his vertical jump at the NFL Scouting Combine. His 37-inch jump ranked fifth among safeties and equaled money for better equipment at his alma mater.
- Amani's brother, Quinton, played basketball for North Dakota and helped take the team to the NCAA tournament his senior year. Quinton was Minnesota's Mr. Basketball in high school and currently plays basketball professionally in France.

## CAREER TRANSACTIONS:

- The Minneapolis, Minn., native was selected by the Titans in the fourth round (116th overall) of the 2019 NFL Draft.

## SEASON RECAPS:

**2024 (14/14):** Leads the team with a career-high five interceptions and nine passes defended. Tied for third on the team with 70 tackles. Has tied for the team lead in tackles once in 2024 (at CHI). Has led or tied for the team lead in passes defended five times in 2024 (at CHI, at MIA, vs. NE, at WAS, at IND).

- At Chicago (9/8), started at safety and tied for the team lead with six tackles and two passes defended. Added a quarterback pressure and a forced fumble. Broke up a pass intended for Rome Odunze in the first quarter. Combined with Jeffery Simmons to stuff Khalil Herbert for no gain on a third-and-one rush late in the second quarter. Forced an Odunze fumble that was recovered by the Bears late in the second quarter. Defended a pass intended for Keenan Allen in the third stanza.
- Against N.Y. Jets (9/15), started at safety and collected three tackles and a quarterback pressure.
- Against Green Bay (9/22), started at safety and notched five tackles, including a quarterback pressure and a team-high and career-best two stops for loss. Stuffed Josh Jacobs for a one-yard loss on a rush off right guard in the first quarter. Teamed with Ernest Jones IV to stop Emanuel Jones for no gain on a carry up the middle in the opening stanza. Halted a Packers' drive by stonewalling Jacobs for a one-yard loss on a third-and-two rush in the third quarter. Tackled Chris Brooks for no gain on a rush up the middle in the final stanza.

- At Miami (9/30), started at safety and totaled five tackles with a pass defended. Helped limit the Dolphins to 78 net passing yards. Broke up a pass intended for Tyreek Hill in the second quarter. Stopped De'Von Achane for no gain on a goalline rush in the final stanza.
- Against Indianapolis (10/13), registered six tackles, including a stop for loss to go along with an interception and a quarterback pressure. Intercepted a Joe Flacco pass intended for Michael Pittman Jr. and returned it 30 yards to the Colts' 27-yard line setting up the Titans' first touchdown of the afternoon in the opening quarter. Combined with Harold Landry III to stop Trey Sermon for a two-yard loss on a rush up the middle late in the third stanza. Stonewalled Sermon for a four-yard loss on a rush off left end late in the game.
- At Buffalo (10/20), recorded three tackles, including a stop for loss to go along with a quarterback pressure and a forced fumble. Forced a Dalton Kincaid fumble near the goalline but the ball went out of bounds late in the third quarter. Stuffed James Cook for a one-yard loss on a rush up the middle late in the final stanza.
- At Detroit (10/27), amassed six tackles and a special teams stop. Teamed with Sebastian Joseph-Day to stonewall Jahmyr Gibbs for no gain on a rush up the middle in the second quarter.
- Against New England (11/3), totaled five tackles, a career-best two interceptions, another pass defended and a quarterback pressure. Halted a Patriots' drive by intercepting a Drake Maye pass intended for Ja'Lynn Polk on third-and-eight during the first play of the second quarter. Broke up a deep pass intended for Kendrick Bourne late in the fourth quarter. Sealed the victory by picking off a deep pass intended for Kayshon Boutte in overtime. Became the 10th player for the organization in its "Titans era" (1999 to present) to reach 10 career interceptions.
- At L.A. Chargers (11/10), posted four tackles.
- Against Minnesota (11/17), tallied four tackles. Teamed with James Lynch to stuff Aaron Jones for no gain on a third-and-goal rush in the second quarter.
- At Houston (11/24), did not play because of an illness in pregame.
- At Washington (12/1), started at safety and recorded six tackles with an interception. Picked off a Jayden Daniels pass intended for Zach Ertz in the third quarter.
- Against Jacksonville (12/8), started at safety and notched six tackles with a quarterback pressure.
- Against Cincinnati (12/15), amassed six tackles.
- At Indianapolis (12/22), collected five tackles and his career-best fifth interception of the season. Picked off an Anthony Richardson pass intended for Drew Ogletree in the first quarter.
- At Jacksonville (12/29), was inactive.

**2023 (13/13):** Started 13 games at safety and ranked fourth on the team with 80 tackles. Finished second on the squad with seven passes defended. Added an interception, two quarterback pressures and three stops for loss. Posted four tackles, a forced fumble and a fumble recovery on special teams. Rushed once for two yards on a fake punt. Placed on injured reserve on Dec. 22 and missed the final three contests. Led the team in tackles twice in 2023 (at CLE, vs. CAR). Led or tied for the team lead in passes defended three times in 2023 (at NO, vs. IND, at MIA). Tied for the team lead in special teams tackles twice in 2023 (vs. BAL, vs. IND).

- At New Orleans (9/10), started at safety and notched four tackles, an interception, another pass defended and a stop for loss. Registered a special teams tackle, forced fumble and fumble recovery on coverage units. Gave the Titans ideal field position by forcing a Rashid Shaheed fumble and recovering the loose ball at the Saints' 24-yard line on the



opening kickoff of the contest. Stuffed Shaheed for a one-yard loss on a short pass late in the first quarter. Intercepted a Derek Carr pass intended for Juwan Johnson on third-and-eight late in the opening stanza. Broke up a third-and-seven pass intended for Johnson in the third quarter.

- At Cleveland (9/24), started at safety and led the team with 11 tackles to go along with a quarterback pressure. Combined with Azeez Al-Shaair to drop Kareem Hunt for a one-yard loss on a rush off left tackle in the fourth quarter.
- Against Cincinnati (10/1), posted five tackles, including a stop for loss and a pass defended. Deflected a pass intended for Tee Higgins at the goalline in the opening quarter. Stuffed Joe Mixon for a two-yard loss on a rush in the final stanza.
- Against Atlanta (10/29), notched seven tackles and a pass defended. Converted a first down with a two-yard rush on a fake punt on fourth-and-one in the opening stanza. Halted a Falcons drive by breaking up a pass intended for Van Jefferson on third-and-10 in the final stanza.
- Against Carolina (11/26), led the team with 10 tackles. Posted a special teams tackle on coverage units. Sealed the victory by dropping DJ Chark Jr. for no gain on a fourth-and-six pass late in the final stanza.
- Against Indianapolis (12/3), registered three tackles and a team-best two passes defended. Posted a special teams tackle on coverage units. Broke up a pass intended for Michael Pittman Jr. in the second quarter. Defended a pass intended for Josh Downs late in the second quarter. Intercepted a two-point conversion attempt from Gardner Minshew II and raced the length of the field for two points late in the third quarter.
- At Miami (12/11), notched five tackles and a pass defended. Helped limit the NFL's top-ranked passing offense to 208 net yards. Defended a pass intended for Durham Smythe in the third quarter.

**2022 (9/9):** Started nine games at safety and registered 46 tackles, an interception, four quarterback pressures, a stop for loss, three passes defended, a forced fumble and a fumble recovery. Was inactive for eight games. Led or tied for the team lead in tackles twice in 2022 (vs. IND, vs. CIN). Tied for the team lead in passes defended twice in 2022 (vs. NYG, at BUF). Tied for the team lead in quarterback pressures once in 2022 (vs. JAX).

- Against N.Y. Giants (9/11), posted four tackles and an interception. Halted a Giants' scoring drive by intercepting a Daniel Jones pass intended for Saquon Barkley in the end zone in the fourth quarter.
- Against Las Vegas (9/25), notched six tackles and a forced fumble. Forced a Josh Jacobs fumble that rolled out of bounds at the Titans' two-yard line early in the fourth quarter.
- Against Indianapolis (10/23), returned to the lineup as a starter at safety and tied for the team lead with 10 tackles, including a stop for loss and a fumble recovery. Stuffed Deon Jackson for a one-yard loss on a rush off right end in the second quarter. Sealed the victory by recovering a Michael Pittman fumble that was forced by Terrance Mitchell late in the fourth quarter.
- Against Cincinnati (11/27), returned to the lineup and started at safety in his 50th career regular season game. Led the team with eight tackles.
- Against Jacksonville (12/11), posted four tackles and a pass defended. Tied for the team lead with three quarterback pressures. Broke up a pass intended for Christian Kirk late in the third quarter.
- At Jacksonville (1/7), returned to the lineup as a starter at safety and totaled five tackles.

**2021 (12/12, 1/1):** Started 12 games at safety and ranked fourth on the team with a career-best 62 tackles. Posted an interception, four passes defended, a stop for loss and a forced fumble. Placed on injured reserve on Sept. 15 and missed four games before being activated from injured reserve designated to return on Oct. 18. Was inactive for one contest. Started the postseason contest and registered seven tackles, an interception, another pass defended and a special teams stop. Led or tied for the team lead in tackles twice in 2021 (at LAR, vs. MIA). Led or tied for the team lead in passes defended twice in 2021 (vs. SF, vs. CIN). Tied for the team lead in special teams tackles once in 2021 (vs. CIN).

- Against Arizona (9/12), started at safety and collected six tackles before leaving the game late in the second quarter with an injury. Hauled in a six-yard pass from Matthias Farley on a fake punt late in the first quarter.
- Against Buffalo (10/18), returned to the lineup as a starter at safety and registered nine tackles with a forced fumble. Forced a Zack Moss fumble that landed out of bounds in the opening quarter.
- At Indianapolis (10/31), started at safety and posted four tackles with a pass defended. Defended a deep pass intended for Mo Alie-Cox late in

the second quarter.

- At L.A. Rams (11/7), started at safety and led the team with a career-best 12 tackles. Stopped Darrell Henderson Jr. short of the first down with a diving tackle on a short third-and-three pass in the fourth quarter.
- Against Jacksonville (12/12), started at safety and posted two tackles with a pass defended. Broke up a pass intended for James O'Shaughnessy late in the third quarter.
- Against San Francisco (12/23), started at safety and tallied six tackles with an interception while helping limit All-Pro tight end George Kittle to just two receptions for 21 yards. Set up the Titans first touchdown of the evening by intercepting a Jimmy Garoppolo pass intended for Deebo Samuel and returning it 21 yards to the San Francisco 18-yard line in the third quarter.
- Against Miami (1/2), started at safety and tied for the team lead with six tackles to go along with a pass defended. Stopped Jaylen Waddle for no gain on a short pass in the first quarter. Defended a pass intended for DeVante Parker in the fourth quarter.
- Against Cincinnati (1/22), made his first career postseason start at safety and registered seven tackles, an interception, another pass defended and a special teams stop. Halted a Bengals' drive by breaking up a third-and-five pass intended for Tee Higgins in the third quarter. Made a diving interception of a Joe Burrow tipped pass that set up the Titans' tying-touchdown late in the third quarter.

**2020 (16/3, 1/0):** Played in all 16 games with three starts at safety and tied for the team lead with four interceptions. Collected 44 tackles, a stop for loss and eight passes defended. Ranked fourth on the team with seven special teams tackles. Played as a reserve in the postseason contest. Tied for the team lead in passes defended twice at 2020 (at BAL, at HOU). Tied for the team lead in special teams tackles once in 2020 (at HOU). Collected his first career interception at Minnesota (9/27/20). Made his first career NFL start at Baltimore (11/22/20).

- Against Jacksonville (9/20), played as a reserve at safety and posted two tackles and a pass defended. Broke up a deep pass intended for Collin Johnson in the end zone late in the second quarter.
- At Minnesota (9/27), saw action as a reserve at safety and registered a tackle and his first career interception. Sealed the victory by intercepting a deep pass intended for Adam Thielen that was originally deflected by Kevin Byard late in the fourth quarter.
- Against Pittsburgh (10/25), played as a reserve at safety and registered three tackles and two passes defended, including an interception. Notched a special teams tackle on coverage units. Broke up a pass intended for James Conner in the second quarter. Intercepted a Ben Roethlisberger pass in the end zone that was initially deflected by Jayon Brown late in the final quarter.
- Against Chicago (11/8), played as a reserve at safety and tallied a career-high seven tackles. Registered two special teams tackles on coverage units. Sealed the victory by recovering an onside kick late in the fourth quarter.
- At Baltimore (11/22), made his first career start at safety and totaled six tackles with an interception and another pass defended. Defended a deep pass intended for Marquise Brown in the end zone in the second quarter. Intercepted Lamar Jackson's deep pass intended for Devin Duvernay late in the third quarter.
- At Jacksonville (12/13), started at safety and notched seven tackles, including a stop for loss. Rushed for a first down on a four-yard carry on a fake punt. Stuffed James Robinson for a one-yard loss on a rush up the middle early in the first quarter.
- At Houston (1/3), saw action as a reserve at safety and notched two tackles and an interception in the Titans' division-clinching victory. Collected a special teams tackle on coverage units. Intercepted a Deshaun Watson pass intended for Brandin Cooks in the first quarter.

**2019 (16/0, 3/0):** Played as a reserve safety in all 16 games as a rookie and collected 13 tackles. Ranked third on the team with eight special teams tackles. Saw action as a reserve in all three postseason contests and notched three tackles on defense and a special teams stop on coverage units. Caught one pass for 28 yards on a fake punt. Tied for the team lead in special teams tackles five times in 2019 (at JAX, vs. BUF, vs. TB, at IND, at HOU). Appeared in his first career NFL contest at Cleveland (9/8/19).

- At Cleveland (9/8), made his NFL debut as a reserve at safety and on special teams. Notched a stop on special teams coverage units.
- At Jacksonville (9/19), saw action as a reserve at safety and on special teams. Tied for the team lead with a special teams stop.

- At Atlanta (9/29), played as a reserve at safety and registered four tackles.
- Against Tampa Bay (10/27), saw action as a reserve at safety and tallied a tackle. Notched a special teams tackle on coverage units.
- Against Jacksonville (11/24), played as a reserve at safety and on special teams. Notched two tackles on special teams coverage units.
- At Indianapolis (12/1), saw action as a reserve at safety and posted two tackles. Tied for the team lead with a special teams tackle on coverage units.
- At Oakland (12/8), saw significant action as a reserve at safety and amassed three tackles.
- Against Houston (12/15), played as a reserve at safety and on special teams.
- At New England (1/4), saw action as a reserve safety in his postseason debut and posted two tackles.
- At Kansas City (1/19), saw action as a reserve at safety and on special teams. Posted a special teams tackle on coverage units and hauled in his first career reception on a fake punt. Extended the Titans' final touchdown drive with a 28-yard reception from Brett Kern on a fake punt in the fourth quarter.

#### **COLLEGE:**

- During a three-year career at Iowa, played in 36 games with 19 starts and totaled 125 tackles, six interceptions, a sack, 3.5 tackles for loss and nine passes defended. Declared for the NFL Draft following his junior campaign.
- As a junior (2018), named Tatum-Woodson Defensive Back of the Year in the Big Ten. Selected second team All-America by The Associated Press and USA Today and All-Big Ten by league coaches and media. Selected as Roy Carver Most Valuable Player for the Iowa defense. Started all 13 games and shared the team lead with four interceptions and seven pass break-ups, while ranking second with 65 tackles.
- As a sophomore (2017), saw action in 10 games with six starts and recorded 56 tackles, two interceptions with a touchdown return, and two passes defended. Named to Associated Press All-Bowl team following his performance in Pinstripe Bowl win over Boston College.
- As a freshman (2016), saw action in all 13 games, primarily on special teams, recording three solo tackles and one assist.
- Majored in sports and recreation management with a minor in entrepreneurship at Iowa.

#### **PERSONAL:**

- Attended Parker Center (Brooklyn Park, Minn.), High School where he played primarily safety and wide receiver, but also lined up as cornerback, running back, quarterback and linebacker.
- As a senior, was selected Conference MVP, named first team All-State and was a finalist for "Mr. Football."
- In his final high school campaign, the team captain set the school record for interceptions in a season (11) and helped team post a 9-3 record, while reaching state playoffs.
- Named second team All-State as a junior and third-team All-State as a sophomore and was selected first team All-Conference for three straight seasons.
- Also played basketball.
- List of favorites: (TV show) "Naruto"; (movies) "Transformers" series; (musician) Drake; (meal) My mom's chicken and rice; (dessert) My mom's brownies or her scotcheroos; (childhood sports team) Miami Heat because of Dwyane Wade and LeBron James; and (hidden talent) Fortnite.
- Follow Hooker on X @amaniball.
- Follow Hooker on Instagram at @amanihooker27.
- Born Amani Corvelle Hooker on June 14, 1998 in Minneapolis, Minn.

# AMANI HOOKER'S GAME-BY-GAME

## 2019 Tennessee Titans

Date	Opp	W/L	P/S	Tot Solo Asst	Sk - Yds	QBP	TFL	Int - Yds -TD	PD	FF	FR - Yds	SpT
Sept 8	@ Cle	W	p	0 0 0	0.0 0.0	0	0	0 0 0	0	0	0	0 1
Sept 15	Ind	L	p	0 0 0	0.0 0.0	0	0	0 0 0	0	0	0	0 0
Sept 19	@ Jax	L	p	0 0 0	0.0 0.0	0	0	0 0 0	0	0	0	0 1
Sept 29	@ Atl	W	p	4 3 1	0.0 0.0	0	0	0 0 0	0	0	0	0 0
Oct 6	Buf	L	p	0 0 0	0.0 0.0	0	0	0 0 0	0	0	0	0 1
Oct 13	@ Den	L	p	0 0 0	0.0 0.0	0	0	0 0 0	0	0	0	0 0
Oct 20	LAC	W	p	1 1 0	0.0 0.0	0	0	0 0 0	0	0	0	0 0
Oct 27	TB	W	p	1 0 1	0.0 0.0	0	0	0 0 0	0	0	0	0 1
Nov 3	@ Car	L	p	0 0 0	0.0 0.0	0	0	0 0 0	0	0	0	0 0
Nov 10	KC	W	p	2 1 1	0.0 0.0	0	0	0 0 0	0	0	0	0 0
Nov 24	Jax	W	p	0 0 0	0.0 0.0	0	0	0 0 0	0	0	0	0 2
Dec 1	@ Ind	W	p	2 2 0	0.0 0.0	0	0	0 0 0	0	0	0	0 1
Dec 8	@ Oak	W	p	3 1 2	0.0 0.0	0	0	0 0 0	0	0	0	0 0
Dec 15	Hou	L	p	0 0 0	0.0 0.0	0	0	0 0 0	0	0	0	0 0
Dec 22	NO	L	p	0 0 0	0.0 0.0	0	0	0 0 0	0	0	0	0 0
Dec 29	@ Hou	W	p	0 0 0	0.0 0.0	0	0	0 0 0	0	0	0	0 1
<b>Totals</b>			<b>9-7</b>	<b>16/0</b>	<b>13 8 5</b>	<b>0.0 0.0</b>	<b>0 0 0</b>	<b>0 0 0</b>	<b>0 0 0</b>	<b>0 0 0</b>	<b>0 0 0</b>	<b>0 8</b>

### Playoffs

Jan 4	@ NE	W	p	2 0 2	0.0 0.0	0	0	0 0 0	0	0	0	0 0
Jan 11	@ Bal	W	p	1 0 1	0.0 0.0	0	0	0 0 0	0	0	0	0 0
Jan 19	@ KC	L	p	0 0 0	0.0 0.0	0	0	0 0 0	0	0	0	0 1
<b>Totals</b>			<b>2-1</b>	<b>3/0</b>	<b>3 0 3</b>	<b>0.0 0.0</b>	<b>0 0 0</b>	<b>0 0 0</b>	<b>0 0 0</b>	<b>0 0 0</b>	<b>0 0 0</b>	<b>0 1</b>

## 2020 Tennessee Titans

Date	Opp	W/L	P/S	Tot Solo Asst	Sk - Yds	QBP	TFL	Int - Yds -TD	PD	FF	FR - Yds	SpT
Sept 14	@ Den	W	p	0 0 0	0.0 0.0	0	0	0 0 0	0	0	0	0 1
Sept 20	Jax	W	p	2 2 0	0.0 0.0	0	0	0 0 0	1	0	0	0 0
Sept 27	@ Min	W	p	1 1 0	0.0 0.0	0	0	1 3 0	1	0	0	0 0
Oct 13	Buf	W	p	2 2 0	0.0 0.0	0	0	0 0 0	0	0	0	0 1
Oct 18	Hou	W	p	1 1 0	0.0 0.0	0	0	0 0 0	0	0	0	0 0
Oct 25	Pit	L	p	3 2 1	0.0 0.0	0	0	1 0 0	2	0	0	0 1
Nov 1	@ Cin	L	p	1 0 1	0.0 0.0	0	0	0 0 0	0	0	0	0 1
Nov 8	Chi	W	p	7 5 2	0.0 0.0	0	0	0 0 0	0	0	0	0 2
Nov 12	Ind	L	p	1 1 0	0.0 0.0	0	0	0 0 0	0	0	0	0 0
Nov 22	@ Bal	W	S	6 3 3	0.0 0.0	0	0	1 6 0	2	0	0	0 0
Nov 29	@ Ind	W	p	0 0 0	0.0 0.0	0	0	0 0 0	1	0	0	0 0
Dec 6	Cle	L	p	2 1 1	0.0 0.0	0	0	0 0 0	0	0	0	0 0
Dec 13	@ Jax	W	S	7 5 2	0.0 0.0	0	1	0 0 0	0	0	0	0 0
Dec 20	Det	W	S	7 5 2	0.0 0.0	0	0	0 0 0	0	0	0	0 0
Dec 27	@ GB	L	p	2 1 1	0.0 0.0	0	0	0 0 0	0	0	0	0 0
Jan 3	@ Hou	W	p	2 1 1	0.0 0.0	0	0	1 2 0	1	0	0	0 1
<b>Totals</b>			<b>11-5</b>	<b>16/3</b>	<b>44 30 14</b>	<b>0.0 0.0</b>	<b>0 1 4</b>	<b>11 0 8</b>	<b>0 0 0</b>	<b>0 0 0</b>	<b>0 0 0</b>	<b>0 7</b>

### Playoffs

Jan 10	Bal	L	p	0 0 0	0.0 0.0	0	0	0 0 0	0	0	0	0 0
<b>Totals</b>			<b>0-1</b>	<b>1/0</b>	<b>0 0 0</b>	<b>0.0 0.0</b>	<b>0 0 0</b>	<b>0 0 0</b>	<b>0 0 0</b>	<b>0 0 0</b>	<b>0 0 0</b>	<b>0 0</b>

## 2021 Tennessee Titans

Date	Opp	W/L	P/S	Tot Solo Asst	Sk - Yds	QBP	TFL	Int - Yds -TD	PD	FF	FR - Yds	SpT
Sept 12	Ari	L	S	6 6 0	0.0 0.0	0	0	0 0 0	0	0	0	0 0
Sept 19	@ Sea	W	IR									
Sept 26	Ind	W	IR									
Oct 3	@ NYJ	L	IR									
Oct 10	@ Jax	W	IR									
Oct 18	Buf	W	S	9 6 3	0.0 0.0	0	0	0 0 0	0	1	0	0 0
Oct 24	KC	W	IA									
Oct 31	@ Ind	W	S	4 2 2	0.0 0.0	0	0	0 0 0	1	0	0	0 0
Nov 7	@ LAR	W	S	12 8 4	0.0 0.0	0	0	0 0 0	0	0	0	0 0
Nov 14	NO	W	S	4 2 2	0.0 0.0	0	0	0 0 0	0	0	0	0 0
Nov 21	Hou	L	S	4 1 3	0.0 0.0	0	0	0 0 0	0	0	0	0 0
Nov 28	@ NE	L	S	5 3 2	0.0 0.0	0	0	0 0 0	0	0	0	0 0
Dec 12	Jax	W	S	2 2 0	0.0 0.0	0	0	0 0 0	1	0	0	0 0
Dec 19	@ Pit	L	S	2 1 1	0.0 0.0	0	0	0 0 0	0	0	0	0 0
Dec 23	SF	W	S	6 2 4	0.0 0.0	0	0	1 21 0	1	0	0	0 0
Jan 2	Mia	W	S	6 3 3	0.0 0.0	0	0	0 0 0	0	1	0	0 0

Jan 9	@ Hou	W	S	2 2 0	0.0 0.0	0	0	1 0 0	0	0	0	0 0
<b>Totals</b>			<b>12-5</b>	<b>12/12</b>	<b>62 38 24</b>	<b>0.0 0.0</b>	<b>0 0 0</b>	<b>0 1 1</b>	<b>21 0 4</b>	<b>1 0 0</b>	<b>0 0 0</b>	<b>0 0</b>

### Playoffs

Jan 22	Cin	L	S	7 4 3	0.0 0.0	0	0	0 1 15	0	2	0	0 0 1
<b>Totals</b>			<b>0-1</b>	<b>1/1</b>	<b>7 4 3</b>	<b>0.0 0.0</b>	<b>0 0 0</b>	<b>0 1 15</b>	<b>0 2 0</b>	<b>0 0 0</b>	<b>0 0 1</b>	

## 2022 Tennessee Titans

Date	Opp	W/L	P/S	Tot Solo Asst	Sk - Yds	QBP	TFL	Int - Yds -TD	PD	FF	FR - Yds	SpT
Sept 11	NYG	L	S	4 3 1	0.0 0.0	0	0	0 1 0	0	1	0	0 0
Sept 19	@ Buf	L	S	2 2 0	0.0 0.0	0	0	0 0 0	0	1	0	0 0
Sept 25	LV	W	S	6 5 1	0.0 0.0	0	0	0 0 0	0	1	0	0 0
Oct 2	@ Ind	W	IA									
Oct 9	@ Was	W	IA									
Oct 23	Ind	W	S	10 9 1	0.0 0.0	0	1	0 0 0	0	0	1	0 0
Oct 30	@ Hou	W	S	1 1 0	0.0 0.0	0	0	0 0 0	0	0	0	0 0
Nov 6	@ KC	L	IA									
Nov 13	Den	W	IA									
Nov 17	@ GB	W	IA									
Nov 27	Cin	L	S	8 6 2	0.0 0.0	0	0	0 0 0	0	0	0	0 0
Dec 4	@ Phi	L	S	6 4 2	0.0 0.0	1	0	0 0 0	0	0	0	0 0
Dec 11	Jax	L	S	4 4 0	0.0 0.0	3	0	0 0 0	0	1	0	0 0
Dec 18	@ LAC	L	IA									
Dec 24	Hou	L	IA									
Dec 29	Dal	L	IA									
Jan 7	@ Jax	L	S	5 5 0	0.0 0.0	0	0	0 0 0	0	0	0	0 0
<b>Totals</b>			<b>7-10</b>	<b>9/9</b>	<b>46 39 7</b>	<b>0.0 0.0</b>	<b>4 1 1</b>	<b>0 0 3</b>	<b>1 1 1</b>	<b>0 0 3</b>	<b>1 1 0</b>	<b>0 0</b>

## 2023 Tennessee Titans

Date	Opp	W/L	P/S	Tot Solo Asst	Sk - Yds	QBP	TFL	Int - Yds -TD	PD	FF	FR - Yds	SpT
Sept 10	@ NO	L	S	4 2 2	0.0 0.0	0	1	1 10	0	2	0	0 0 1
Sept 17	LAC	W	IA									
Sept 24	@ Cle	L	S	11 9 2	0.0 0.0	1	0	0 0 0	0	0	0	0 0
Oct 1	Cin	W	S	5 4 1	0.0 0.0	0	1	0 0 0	1	0	0	0 0
Oct 8	@ Ind	L	S	4 2 2	0.0 0.0	0	0	0 0 0	0	0	0	0 0
Oct 15	Bal	L	S	7 6 1	0.0 0.0	0	1	0 0 0	0	0	0	0 1
Oct 29	Atl	W	S	7 7 0	0.0 0.0	0	0	0 0 0	0	1	0	0 0
Nov 2	@ Pit	L	S	7 6 1	0.0 0.0	0	0	0 0 0	0	0	0	0 0
Nov 12	@ TB	L	S	5 4 1	0.0 0.0	1	0	0 0 0	0	0	0	0 0
Nov 19	@ Jax	L	S	4 3 1	0.0 0.0	0	0	0 0 0	0	0	0	0 0
Nov 26	Car	W	S	10 8 2	0.0 0.0	0	0	0 0 0	0	0	0	0 1
Dec 3	Ind	L	S	3 2 1	0.0 0.0	0	0	0 0 0	2	0	0	0 1
Dec 11	@ Mia	W	S	5 4 1	0.0 0.0	0	0	0 0 0	0	1	0	0 0
Dec 17	Hou	L	S	8 8 0	0.0 0.0	0	0	0 0 0	0	0	0	0 0
Dec 24	Sea											
<b>Totals</b>			<b>5-9</b>	<b>13/13</b>	<b>80 65 15</b>	<b>0.0 0.0</b>	<b>2 3 1</b>	<b>10 0 7</b>	<b>0 0 0</b>	<b>0 0 0</b>	<b>0 0 4</b>	

## 2024 Tennessee Titans

Date	Opp	W/L	P/S	Tot Solo Asst	Sk - Yds	QBP	TFL	Int - Yds -TD	PD	FF	FR - Yds	SpT
Sept 8	@ Chi	L	S	6 5 1	0.0 0.0	1	0	0 0 0	2	1	0	0 0
Sept 15	NYJ	L	S	3 3 0	0.0 0.0	1	0	0 0 0	0	0	0	0 0
Sept 22	GB	L	S	5 3 2	0.0 0.0	1	2	0 0 0	0	0	0	0 0
Sept 30	@ Mia	W	S	5 3 2	0.0 0.0	0	0	0 0 0	0	1	0	0 0
Oct 13	Ind	L	S	6 4 2	0.0 0.0	1	1	1 30	0	1	0	0 0
Oct 20	@ Buf	L	S	3 2 1	0.0 0.0	1	1	0 0 0	0	1	0	0 0
Oct 27	@ Det	L	S	6 4 2	0.0 0.0	0	0	0 0 0	0	0	0	0 1
Nov 3	NE	W	S	5 2 3	0.0 0.0	1	0	2 19	0	3	0	0 0
Nov 10	@ LAC	L	S	4 3 1	0.0 0.0	0	0	0 0 0	0	0	0	0 0
Nov 17	Min	L	S	4 2 2	0.0 0.0	0	0	0 0 0	0	0	0	0 0
Nov 24	@ Hou	W	DNP									
Dec 1	@ Was	L	S	6 4 2	0.0 0.0	0	0	1 0 0	1	0	0	0 0
Dec 8	Jax	L	S	6 4 2	0.0 0.0	1	0	0 0 0	0	0	0	0 0
Dec 15	Cin	L	S	6 3 3	0.0 0.							



## AMANI HOOKER'S NFL STATISTICS

REGULAR SEASON		TACKLES									INTERCEPTIONS					FUMBLES			
Year	Team	GP	GS	Tot	Solo	Asst	Sk	Yds	QBP	TFL	No	Yds	Lg	TD	PD	FF	FR	Yds	SpT
2019	Tennessee	16	0	13	8	5	0.0	0.0	1	0	0	0	0	0	0	0	0	0	8
2020	Tennessee	16	3	44	30	14	0.0	0.0	0	1	4	11	6	0	8	0	0	0	7
2021	Tennessee	12	12	62	38	24	0.0	0.0	0	1	1	21	21	0	4	1	0	0	0
2022	Tennessee	9	9	46	39	7	0.0	0.0	4	1	1	0	0	0	3	1	1	0	0
2023	Tennessee	13	13	80	65	15	0.0	0.0	2	3	1	10	10	0	7	0	0	0	4
2024	Tennessee	14	14	70	46	24	0.0	0.0	7	4	5	68	30	0	9	2	0	0	1
<b>NFL Totals</b>		<b>80</b>	<b>51</b>	<b>315</b>	<b>226</b>	<b>89</b>	<b>0.0</b>	<b>0.0</b>	<b>13</b>	<b>10</b>	<b>12</b>	<b>110</b>	<b>30</b>	<b>0</b>	<b>31</b>	<b>4</b>	<b>1</b>	<b>0</b>	<b>20</b>

PLAYOFFS		TACKLES									INTERCEPTIONS					FUMBLES			
Year	Team	GP	GS	Tot	Solo	Asst	Sk	Yds	QBP	TFL	No	Yds	Lg	TD	PD	FF	FR	Yds	SpT
2019	Tennessee	3	0	3	0	3	0.0	0.0	0	0	0	0	0	0	0	0	0	0	0
2020	Tennessee	1	0	0	0	0	0.0	0.0	0	0	0	0	0	0	0	0	0	0	0
2021	Tennessee	1	1	7	4	3	0.0	0.0	0	0	1	15	15	0	2	0	0	0	1
<b>NFL Totals</b>		<b>5</b>	<b>1</b>	<b>10</b>	<b>4</b>	<b>6</b>	<b>0.0</b>	<b>0.0</b>	<b>0</b>	<b>0</b>	<b>1</b>	<b>15</b>	<b>15</b>	<b>0</b>	<b>2</b>	<b>0</b>	<b>0</b>	<b>0</b>	<b>1</b>

### Single-Game Highs

Tackles - 12 at L.A. Rams (11/7/21)  
 Interceptions - **2 vs. New England (11/3/24)**  
 Passes Defensed - **3 vs. New England (11/3/24)**  
 Quarterback Pressures - 3 vs. Jacksonville (12/11/22)  
 Forced Fumble - **1 (Four times, last at Buffalo 10/20/24)**  
 Fumble Recovery - 1 vs. Indianapolis (10/23/22)  
 Special Teams Tackles - 2 (Twice, last vs. Chicago 11/8/20)

Defensive Two-Point Conversion - 1 vs. Indianapolis (12/3/23)  
 Misc Tackles - 1 vs. Indianapolis (12/3/23)

### Playoff Single-Game Highs

Tackles - 7 vs. Cincinnati (1/22/22)  
 Interceptions - 1 vs. Cincinnati (1/22/22)  
 Passes Defensed - 2 vs. Cincinnati (1/22/22)  
 Special Teams Tackles - 1 vs. Cincinnati (1/22/22)

### Additional Statistics

Rushes - 1 for 4 yards at Jacksonville (12/13/20); 1 for 2 yards vs. Atlanta (10/29/23)  
 Receptions - 1 for 6 yards vs. Arizona (9/12/21)  
 Special Teams Forced Fumble - 1 at New Orleans (9/10/23)  
 Special Teams Fumble Recovery - 1 at New Orleans (9/10/23)

### Additional Playoff Statistics

Receptions - 1 for 28 yards at Kansas City (1/19/20); 1 for 6 yards vs. Arizona (9/12/21)

# 19 JHA'QUAN JACKSON

WIDE RECEIVER • 5'9" • 188 LBS

COLLEGE: TULANE • ACQUIRED: 6TH ROUND - 2024

NFL EXPERIENCE (NFL/TITANS): ROOKIE • HOMETOWN: LULING, LA.

GAMES PLAYED/GAMES STARTED: 12/0 (PLAYOFFS: 0/0)



**PRO:** The Titans selected Jha'Quan Jackson in the sixth round of the 2024 NFL Draft. The 5-foot-9-inch, 188-pound possesses a unique blend of speed, ball skills and explosiveness that creates opportunity to compete at wide receiver at the NFL level. The Luling, La., native is an experienced punt and kickoff returner as well. He played five seasons at Tulane (2019-23) where he saw action in 55 games, posting 109 receptions for 1,743 yards and 17 touchdowns.

#### TITANS TIDBITS:

- Jackson's uncle is NFL Hall of Fame safety Ed Reed.
- Jackson is a close friend and former roommate of Titans current running back Tyjae Spears at Tulane.
- Jackson is also close with former Titans running back/returner and Hahnville High School alumnus Darius Reynaud. Jackson and Reynaud speak "about once a week ever since I was in high school."

#### CAREER TRANSACTIONS:

- The Luling, La., native was selected by the Titans in the sixth round (182nd overall) of the 2024 NFL Draft.

#### SEASON RECAPS:

**2024 (12/0):** Made his NFL debut at Chicago (9/8/24).

- At Chicago (9/8), saw action as a reserve as a returner in his first career NFL contest. Brought back five kickoffs for 127 yards and returned four punts for 30 yards.
- Against N.Y. Jets (9/15), returned five punts for 37 yards and one kickoff for 30 yards.
- Against Green Bay (9/22), returned three kickoffs for 84 yards and two punts for 24 yards.
- At Miami (9/30), brought back three punts for 40 yards. Averaged 13.3 yards on three punt returns, including a 17-yarder in the second quarter.
- Against Indianapolis (10/13), returned two punts for nine yards with a long return of 11 yards.
- At Buffalo (10/20), brought back two kickoffs for 55 yards and two punts for eight yards.
- At Detroit (10/27), returned three punts for 24 yards and one kickoff for 29 yards.
- Against New England (11/3), played as a reserve at wide receiver and hauled in his first career reception for eight yards. Rushed once for minus-five yards. Returned two kickoffs for 47 yards and one punt for seven yards.
- At L.A. Chargers (11/10), played as a reserve at wide receiver and on special teams. Returned one kickoff for 27 yards.
- Against Minnesota (11/17), returned two punts for 26 yards with a season-long return of 20 yards.
- At Houston (11/24), returned three punts for two yards with a fumble.
- At Washington (12/1), returned one punt for eight yards and one kickoff for 13 yards with a fumble.
- Against Jacksonville (12/8), was inactive.
- Against Cincinnati (12/15), was inactive.
- At Indianapolis (12/22), was inactive.
- At Jacksonville (12/29), was inactive.

#### COLLEGE:

- Jackson played five seasons at Tulane, appearing in 55 games and recording 109 receptions for 1,743 yards with 17 touchdowns. Returned 60 punts for 677 yards with a score and 36 kickoffs for 772 yards.

**AS A GRADUATE (2023),** finished the season with 26 catches for 439

yards and four touchdown catches. Earned an All-AAC third team at punt returner after bringing back nine punts for 110 yards with a long return of 36 yards. Finished seventh in the league in yards per reception (16.88). Named to CSC's Academic All-District Team. Missed four games due to injury.

- Against South Alabama (9/2), posted season-highs in receiving yards (106) and receiving touchdowns (two) in the season-opening victory.
- Against Mississippi (9/9), grabbed four passes for 83 yards with a 41-yard touchdown catch.
- At Southern Mississippi (9/16), hauled in two receptions for 41 yards with a 35-yard touchdown grab.
- At Memphis (10/13), posted a season-high six catches in the win.

**AS A SENIOR (2022),** played in all 14 games with nine starts at wide receiver and caught 33 passes for 554 yards and three touchdowns. Also returned 21 punts for 213 yards and a touchdown. Named second team All-AAC as a returner. His 886 all-purpose yards (554 receiving, 111 punt, eight rush and 213 kick) were the third-most on the team.

- Against Memphis (10/22), his 90-yard touchdown return was the second-longest in both school and conference history.
- Against Southern California (1/2), his 87-yard touchdown reception in the Goodyear Cotton Bowl tied the Cotton Bowl record and was tied for the third-longest in school history.

**AS A JUNIOR (2021),** showed himself to be one of the most versatile weapons in the American Athletic Conference as he finished the regular season with 1,003 all-purpose yards. Posted 17 receptions for 294 yards with a touchdown. Named Phil Steele All-American Athletic Conference fourth team.

- Against Morgan State (9/11), ran all over the field, hauling in three catches for 21 yards and a touchdown, three kick returns for 59 yards and three punt returns for 36 yards.
- At Ole Miss (9/18), posted a season-high 203 yards off eight kick returns.
- At Southern Methodist (10/21), collected a season-high 93 receiving yards on two receptions.

**AS A SOPHOMORE (2020),** established himself as one of the Green Wave's most versatile offensive options, finishing the regular season with 788 all-purpose yards. Led the team in touchdown receptions (eight), tied for the lead in receptions (31) and was second on the squad in receiving yards (425).

- At Central Florida (10/24), posted a breakout performance, as he had a 54-yard punt return, totaled a season-high 59 yards receiving and had 67 kickoff return yards en route to a season-high 180 all-purpose yards. Also caught a season-best two touchdowns.
- At East Carolina (11/7), collected a season-best seven receptions for 57 yards.
- Against Memphis (12/5), closed out the regular season on a high note, posting three catches for 57 yards with a touchdown.
- Against Nevada (12/22), caught two passes for 69 yards and two touchdowns in the Famous Idaho Potato Bowl.

**AS A FRESHMAN (2019),** appeared in eight games and posted two catches for 31 yards with a touchdown.

- Against Connecticut (10/12), collected his first career touchdown as he hauled in a 14-yard scoring grab.
- At Temple (11/16), hauled in a season-long 17-yard reception.
- Graduated from Tulane with a degree in communications in May 2023. Current completing a master's degree in sports studies.

**PERSONAL:**

- Attended Hahnville (Boutte, La.) High School and led the team to a 6-0 record in 5A District 7, going 12-3 overall in his junior year to earn a spot in the 2017 Allstate Sugar Bowl/LHSAA Non-Select Prep Classic Championship.
- Earned three-star ratings from 247Sports.com and Rivals.com and ranked 40th in the state of Louisiana according to Rivals and 90th among 2019 recruits on 247Sports.com.
- Also played baseball as a centerfielder and ran track (4x100 and 100-meter dash).
- Son of Samantha Lewis and Patrick Jackson.
- Has eight siblings (5 sisters and 3 brothers).
- Nicknamed ATM (Automatic Touchdown Machine).
- Follow Jackson on X at @\_Quann4, on TikTok at @jhaquanjackson and

on Instagram at @quann.4.

- Born Jha'Quan Brian Jackson on May 15, 2000 in Metairie, La.

**JHA'QUAN JACKSON'S COLLEGE STATISTICS**

Year	Team	GP	RECEIVING					RUSHING				
			No	Yds	Avg	Lg	TD	Att	Yds	Avg	Lg	TD
2019	Tulane	8	2	31	15.5	17	1	0	0	-	0	0
2020	Tulane	11	31	425	13.7	42t	8	2	31	15.5	17	1
2021	Tulane	12	17	294	17.3	50	1	4	26	6.5	12	0
2022	Tulane	14	33	554	16.8	87t	3	1	8	8.0	8	0
2023	Tulane	10	26	439	16.9	48t	4	5	51	10.2	24	0
<b>College Totals</b>		<b>55</b>	<b>109</b>	<b>1,743</b>	<b>16.0</b>	<b>87t</b>	<b>17</b>	<b>12</b>	<b>116</b>	<b>9.7</b>	<b>24</b>	<b>1</b>

Year	Team	PUNT RETURNS					KICKOFF RETURNS				
		No	Yds	Avg	Lg	TD	No	Yds	Avg	Lg	TD
2020	Tulane	16	222	13.9	54	0	5	110	22.0	43	0
2021	Tulane	14	132	9.4	26	0	26	551	21.2	42	0
2022	Tulane	21	213	10.1	90t	1	5	111	22.2	40	0
2023	Tulane	9	110	12.2	36	0	0	0	-	0	0
<b>College Totals</b>		<b>60</b>	<b>677</b>	<b>11.3</b>	<b>90t</b>	<b>1</b>	<b>36</b>	<b>772</b>	<b>21.4</b>	<b>43</b>	<b>0</b>

**Single-Game Highs**

- Receptions - 7 (Twice, last at South Florida 10/15/22)
- Receiving Yards - 106 vs. South Alabma (9/2/23)
- Long Reception - 87t vs. Southern California (1/2/23)
- Receiving Touchdowns - 2 (Three times, last vs. South Alabama 9/2/23)
- Rushing Attempts - 2 vs. Alabama-Birmingham (9/30/23)
- Rushing Yards - 32 vs. Alabama-Birmingham (9/30/23)
- Long Rush - 24 vs. Alabama-Birmingham (9/30/23)
- Rushing Touchdowns - 1 vs. Army (11/14/20)

- Punt Returns - 5 vs. Temple (10/31/20)
- Punt Return Yards - 89 vs. Memphis (10/22/22)
- Long Punt Return - 90t vs. Memphis (10/22/22)
- Punt Return Touchdowns - 1 vs. Memphis (10/22/22)
- Kickoff Returns - 8 at Mississippi (9/18/21)
- Kickoff Return Yards - 203 at Mississippi (9/18/21)
- Long Kickoff Return - 43 vs. Memphis (12/5/20)



## JHA'QUAN JACKSON'S GAME-BY-GAME

2024 Tennessee Titans				RECEIVING															
Date	Opp.	W/L	P/S	No	Yds	Avg	Lg	TD											
Sept 8	@ Chi	L	p	0	0	-	0	0	Dec 1	@ Was	L	p	0	0	-	0	0		
Sept 15	NYJ	L	p	0	0	-	0	0	Dec 8	Jax	L	IA							
Sept 22	GB	L	p	0	0	-	0	0	Dec 15	Cin	L	IA							
Sept 30	@ Mia	W	p	0	0	-	0	0	Dec 22	@ Ind	L	IA							
Oct 13	Ind	L	p	0	0	-	0	0	Dec 29	@ Jax	L	IA							
Oct 20	@ Buf	L	p	0	0	-	0	0	Jan 4/5	Hou									
Oct 27	@ Det	L	p	0	0	-	0	0	<b>Totals</b>				<b>3-13</b>	<b>12/0</b>	<b>1</b>	<b>8</b>	<b>8.0</b>	<b>8</b>	<b>0</b>
Nov 3	NE	W	p	1	8	8.0	8	0											
Nov 10	@ LAC	L	p	0	0	-	0	0											
Nov 17	Min	L	p	0	0	-	0	0											
Nov 24	@ Hou	W	p	0	0	-	0	0											

## JHA'QUAN JACKSON'S RETURN GAME-BY-GAME

2024 Tennessee Titans				PUNT RETURNS						KICKOFF RETURNS																								
Date	Opp	W-L	P/S	No	FC	Yds	Avg	Lg	TD	No	Yds	Avg	Lg	TD																				
Sept 8	@ Chi	L	p	4	1	30	7.5	12	0	5	127	25.4	30	0	Nov 24	@ Hou	W	p	3	2	2	0.7	2	0	0	0	0	-	0	0				
Sept 15	NYJ	L	p	5	1	37	7.4	18	0	1	30	30.0	30	0	Dec 1	@ Was	L	p	1	0	8	8.0	8	0	1	13	13.0	13	0					
Sept 22	GB	L	p	2	0	24	12.0	13	0	3	84	28.0	33	0	Dec 8	Jax	L	IA																
Sept 30	@ Mia	W	p	3	0	40	13.3	17	0	0	0	-	0	0	Dec 15	Cin	L	IA																
Oct 13	Ind	L	p	2	0	9	4.5	11	0	0	0	-	0	0	Dec 22	@ Ind	L	IA																
Oct 20	@ Buf	L	p	2	0	8	4.0	8	0	2	55	27.5	34	0	Dec 29	@ Jax	L	IA																
Oct 27	@ Det	L	p	3	1	24	8.0	11	0	1	29	29.0	29	0	Jan 4/5	Hou																		
Nov 3	NE	W	p	1	0	7	7.0	7	0	2	47	23.5	24	0	<b>Totals</b>				<b>3-13</b>	<b>12/0</b>	<b>28</b>	<b>7</b>	<b>215</b>	<b>7.7</b>	<b>20</b>	<b>0</b>	<b>16</b>	<b>412</b>	<b>25.8</b>	<b>34</b>	<b>0</b>			
Nov 10	@ LAC	L	p	0	2	0	-	0	0	1	27	27.0	27	0																				
Nov 17	Min	L	p	2	0	26	13.0	20	0	0	0	-	0	0																				

## JHA'QUAN JACKSON'S NFL STATISTICS

REGULAR SEASON				RECEIVING						RUSHING					
Year	Team	GP	GS	No	Yds	Avg	Lg	TD	Att	Yds	Avg	Lg	TD		
2024	Tennessee	12	0	1	8	8.0	8	0	1	-5	-5.0	0	0		
<b>NFL Totals</b>		<b>12</b>	<b>0</b>	<b>1</b>	<b>8</b>	<b>8.0</b>	<b>8</b>	<b>0</b>	<b>1</b>	<b>-5</b>	<b>-5.0</b>	<b>0</b>	<b>0</b>		

REGULAR SEASON				PUNT RETURNS						KICKOFF RETURNS					
Year	Team	No	FC	Yds	Avg	Lg	TD	No	Yds	Avg	Lg	TD			
2024	Tennessee	28	7	215	7.7	20	0	16	412	25.8	34	0			
<b>NFL Totals</b>		<b>28</b>	<b>7</b>	<b>215</b>	<b>7.7</b>	<b>20</b>	<b>0</b>	<b>16</b>	<b>412</b>	<b>25.8</b>	<b>34</b>	<b>0</b>			

### Single-Game Highs

Receptions - **1 vs. New England (11/3/24)**  
 Receiving Yards - **8 vs. New England (11/3/24)**  
 Long Reception - **8 vs. New England (11/3/24)**  
 Kickoff Returns - **5 at Chicago (9/8/24)**  
 Kickoff Return Yards - **127 at Chicago (9/8/24)**  
 Kickoff Return Long - **34 at Buffalo (10/20/24)**

Punt Returns - **5 vs. N.Y. Jets (9/15/24)**  
 Punt Return Yards - **40 at Miami (9/30/24)**  
 Punt Return Long - **20 vs. Minnesota (11/17/24)**

### Additional Statistics

Fumble Recoveries - **2 (2024)**

# 69 SEBASTIAN JOSEPH-DAY

DEFENSIVE LINE • 6'4" • 310 LBS

COLLEGE: RUTGERS • ACQUIRED: UNRESTRICTED FREE AGENT (SF) - 2024

NFL EXPERIENCE (NFL/TITANS): 6/1 • HOMETOWN: STROUDSBURG, PA.

GAMES PLAYED/GAMES STARTED: 87/79 (PLAYOFFS: 7/3)



## SUPER BOWL: 2021

**PRO:** The Titans signed Sebastian Joseph-Day early in the 2024 offseason to bolster the experience, versatility and depth of the defensive front. The 6-foot-4-inch, 310-pounder entered the NFL as a sixth-round pick of the L.A. Rams in 2018. After not seeing game action his entire rookie campaign, the Rutgers product appeared in 39 regular season games with 38 starts and amassed 137 tackles and six sacks in three seasons (2019-21) with the Rams. Joseph-Day joined the L.A. Chargers during the 2022 offseason and played in 30 regular season games with the club before joining the San Francisco 49ers for the playoff push late in the 2023 regular season.

### CAREER HIGHLIGHTS:

- Joseph-Day has played in seven career postseason contests, including two Super Bowls, and captured the Lombardi trophy as a member of the L.A. Rams in 2021.
- In 2022, Joseph-Day started 16 games in his first season with the Chargers and set a career-best with 56 tackles, including eight tackles for loss, two sacks, an interception, a forced fumble and a fumble recovery.
- In 2019, Joseph-Day saw action in all 16 games with 15 starts at nose tackle for the Rams and tallied 44 tackles, two sacks, five stops for loss and a pass defended.

### TITANS TIDBITS:

- While in Los Angeles, Joseph-Day was a co-host of a podcast with boxing legend Mike Tyson. On the podcast, 'Hotboxin' with Mike Tyson, Joseph-Day and Tyson interviewed Ne-Yo, Hasbulla, The Undertaker, Terrell Owens, T-Pain and Tony Hawk, among others.
- Joseph-Day, who's nickname is 'Bash,' has hosted a digital series called 'Dine N Bash.' The show combines his passion for food and culture, highlighting local Los Angeles restaurants and sharing their origin stories, top dishes and what makes them unique. Joseph-Day began the show during the COVID-19 pandemic as a way to showcase local businesses.

### CAREER TRANSACTIONS:

- The Stroudsburg, Pa., native was originally selected by the L.A. Rams in the sixth round (195th overall) of the 2018 NFL Draft.
- Signed by the L.A. Chargers as an unrestricted free agent on March 17, 2022.
- Released by the Chargers on Dec. 22, 2023.
- Signed by the San Francisco 49ers as a free agent on Dec. 27, 2023.
- Signed by the Titans as an unrestricted free agent on March 20, 2024.

### SEASON RECAPS:

**2024 (16/11 - Tennessee):** Has tied for the team lead in sacks twice in 2024 (at CHI, at MIA). Has tied for the team lead in quarterback pressures once in 2024 (at MIA).

- At Chicago (9/8), made his Titans debut as a starter at defensive end and posted three tackles, including a sack, another stop for loss, two quarterback pressures and a pass defended. Dropped Caleb Williams for a 19-yard sack in the opening quarter. Deflected a pass intended for Keenan Allen in the third stanza. Teamed with Ernest Jones IV to stonewall D'Andre Swift for a two-yard loss on the last play of the third quarter.
- Against N.Y. Jets (9/15), started at defensive end and collected two

tackles.

- Against Green Bay (9/22), played as a reserve at defensive end and notched a tackle.
- At Miami (9/30), started at defensive end and totaled six tackles, including a sack and a team-high-tying three quarterback pressures. Dropped Tyler Huntley for a 10-yard sack in the third quarter.
- Against Indianapolis (10/13), played as a reserve on the defensive front and registered two tackles with a quarterback pressure.
- At Buffalo (10/20), started at defensive end and recorded a tackle with two quarterback pressures.
- At Detroit (10/27), started at defensive end and amassed four tackles with a quarterback pressure. Teamed with Amani Hooker to stonewall Jahmyr Gibbs for no gain on a rush up the middle in the second quarter.
- Against New England (11/3), started at defensive end and totaled two tackles, a half sack and three quarterback pressures. Teamed with Jack Gibbens to drop Drake Maye for a six-yard sack late in the third quarter.
- At L.A. Chargers (11/10), played as a reserve at defensive end and posted three tackles. Stuffed J.K. Dobbins for no gain on a rush up the middle late in the first half. Teamed with Jeffery Simmons to stop Gus Edwards for no gain on a rush off right tackle in the third quarter. Stonewalled Dobbins for no gain on a rush off left tackle in the final stanza.
- Against Minnesota (11/17), started at defensive end and tallied a tackle.
- At Houston (11/24), started at defensive end and notched two tackles with a quarterback pressure.
- At Washington (12/1), saw action as a reserve at defensive end and recorded three tackles with a quarterback pressure. Combined with Daryl Worley to stuff Brian Robinson Jr. for no gain on a rush off left tackle in the second quarter.
- Against Jacksonville (12/8), played as a reserve on the defensive front and notched five tackles. Teamed with Jeffery Simmons to stop Tank Bigsby for a one-yard loss on a carry up the middle in the second stanza. Combined with Otis Reese IV to stonewall Bigsby for no gain on a rush off right guard late in the final quarter.
- Against Cincinnati (12/15), started at defensive end and amassed two tackles.
- At Indianapolis (12/22), started at defensive end and collected five tackles. Stuffed Jonathan Taylor for no gain on a rush off right tackle late in the fourth quarter.
- At Jacksonville (12/29), started at defensive end and totaled a tackle.

**2023 (14/14 - L.A. Chargers; 2/0, 3/0 - San Francisco):** Started the first 14 games of the season with the Chargers and collected 32 tackles, three sacks and 25 quarterback pressures. Released by the Chargers on Dec. 22. Signed by the 49ers as a free agent on Dec. 27 and saw action as a reserve in the final two regular season contests, amassing five tackles. Played as a reserve in all three postseason games and registered three tackles.

- At Minnesota (9/24), registered four tackles, including a five-yard sack of Kirk Cousins in the third quarter.
- Against Dallas (10/16), posted three tackles, including a sack of Dak Prescott.
- At Green Bay (11/19), notched three tackles, including a five-yard sack of Jordan Love early in the second stanza.
- Against L.A. Rams (1/7), registered a season-best five tackles in his

second game with the 49ers.

- Against Kansas City (2/11), saw action as a reserve in Super Bowl LVIII and posted a tackle.

**2022 (16/16, 1/1 - L.A. Chargers):** Started 16 games along the defensive front in his first season with the Chargers, totaling a career-high 56 tackles, including eight tackles for loss, two sacks, an interception, a forced fumble and a fumble recovery. Became the first interior defensive lineman since 2010 to have 50 tackles, eight tackles for loss and an interception in a single season. Was inactive for one contest. Started the postseason contest and notched three tackles, including a half sack.

- Against Jacksonville (9/25), registered seven tackles and two tackles for loss. Dropped Travis Etienne for a loss of four yards in the fourth quarter.
- At Houston (10/2), logged three solo stops, including a six-yard sack of Davis Mills on third down in the fourth quarter to force a fourth-and-long, which led to a Chargers interception.
- Against Seattle (10/23), collected four tackles, including the fourth-quarter stop of Kenneth Walker III behind the goal line to register a safety. Partnered with Troy Reeder on the safety, registering the first of the season for the Bolts and first safety by a Chargers defensive unit since the 2020 season finale.
- Against Kansas City (11/20), tallied four tackles, adding a forced fumble of Patrick Mahomes on a scramble, his first forced fumble since 2020 and first as a member of the Chargers.
- At Arizona (11/27), collected two solo tackles and a fumble recovery in the road win. On Arizona's opening drive, landed on a fumble caused by Derwin James Jr., to corral his first career fumble recovery.
- Against L.A. Rams (1/1), totaled four tackles, including a sack, in his first game against his former team. On third-and-nine in the fourth quarter, dropped Baker Mayfield for a loss of 10 yards, registering his second sack of the season. Contributed to a defense that allowed just 111 net passing yards, the second-fewest allowed in a single game to that point.
- At Denver (1/8), closed out the regular season with his first career interception, while adding one tackle. In the third quarter, hauled in a Russell Wilson deflected pass to log his first career pick, returning the takeaway four yards.
- At Jacksonville (1/14), tallied three tackles, including a half-sack, to go along with a pass defended in the wild card matchup. Partnered with Kenneth Murray Jr. to drop Trevor Lawrence for a sack in the opening stanza. Notched a pass defended after deflecting a pass that eventually led to a Drue Tranquill interception.

**2021 (7/7, 1/0 - L.A. Rams):** Started the first seven games and collected 38 tackles and three sacks before suffering an injury. Was inactive for one contest before being placed on injured reserve on Nov. 5. Missed the final nine regular season games and three postseason contests before being designated to return on Feb. 11 in time for Super Bowl LVI.

- At Indianapolis (9/19), collected a career-high nine tackles and brought down Carson Wentz to tally his first sack of the season.
- Against Arizona (10/3), amassed eight tackles in the divisional bout, including a sack of Kyler Murray on a third-and-nine in the third quarter — his second-career sack of the Arizona signalcaller.
- Against Detroit (10/24), notched five tackles and a sack of his former teammate Jared Goff in the third quarter.
- Against Cincinnati (2/13), activated off of injured reserve for Super Bowl LVI and aided in the Rams' win over the Bengals to claim the franchise's second world championship.

**2020 (16/16, 2/2 - L.A. Rams):** Started all 16 regular season games and tallied 55 tackles, a sack, a forced fumble and three passes defended. Started both postseason contests and notched eight tackles.

- Against Dallas (9/13), started the season opener on the defensive line and tallied three tackles with one quarterback hit on Dak Prescott.
- Against N.Y. Giants (10/4), started along the defensive line and posted four solo tackles.
- Against Seattle (11/15), started along the defensive line and recorded three solo tackles in addition to his second-career pass defended.
- Against San Francisco (11/29), started along the defensive line and recorded seven tackles and the first forced fumble of his career.
- At Seattle (12/27), started along the defensive line and notched three tackles, including a 10-yard sack of Russell Wilson.
- At Seattle (1/9), started on the defensive line in his first postseason appearance and assisted on two tackles.
- At Green Bay (1/16), recorded six tackles in the divisional matchup.

**2019 (16/15 - L.A. Rams):** Appeared in all 16 games with 15 starts at nose tackle and tallied 44 tackles, two sacks, five stops for loss and a pass defended.

- Against Tampa Bay (9/29), started at nose tackle and recorded his first career sack when he dropped Jameis Winston for a three-yard loss in the opening quarter.
- At Seattle (10/3), started at nose tackle and recorded a then career-high six tackles with a quarterback hit.
- Against San Francisco (10/13), started at nose tackle and tied a then career-high with six tackles, including a tackle for loss and a quarterback hit.
- At Arizona (12/1), started at nose tackle and posted four tackles, including a seven-yard sack of Kyler Murray in the third stanza.

**2018 (0/0, 0/0 - L.A. Rams):** Spent the entire season on the Rams 53-man roster, but was inactive for all 16 regular season games and three postseason contests.

#### COLLEGE:

- Saw action in 50 career games, including 49 consecutive contests to end his five-year career (2013-17) at Rutgers. Compiled 97 tackles, 3.5 sacks, two passes defended and two forced fumbles.
- As a senior (2017), started all 12 games at nose tackle and was named honorable mention All-Big Ten in the coaches' vote. Split the Homer Hazel Award as the team's MVP and was honored as the team's recipient of the Big Ten Sportsmanship Award. Totaled 41 tackles with 4.5 for a loss, 1.5 sacks, a pass defended, a forced fumble and a blocked field goal. Named to the Academic All-Big Ten list for the third-straight year.
- As a junior (2016), played in all 12 games with 11 starts at nose tackle and collected 30 tackles, 3.5 stops for loss, a sack, a forced fumble and a blocked field goal. Named to the Academic All-Big Ten list.
- As a sophomore (2015), started all 12 games at nose tackle and finished third on the team with 5.5 stops for loss to go along with 22 tackles. Was named to the Academic All-Big Ten team.
- As a redshirt freshman (2014), played in all 13 games on the defensive line and registered three total tackles on the season.
- As a freshman (2013), appeared in one game, recording a tackle for loss in collegiate debut. Redshirted after suffering an injury.
- Graduated with a degree in journalism and media studies from Rutgers. Was a graduate student in the labor studies program in his final year with the Scarlet Knights.

#### PERSONAL:

- Attended Stroudsburg (Pa.) High School where he was coached by Joe Bernard and was rated as the No. 30 prospect out of the state of Pennsylvania by Rivals.
- As a senior, totaled 40 tackles, with 17 stops for loss, to go with two forced fumbles. Helped lead the Mountaineers to back-to-back Mountain Valley Conference champions with a 10-2 record in his final season. Accepted a bid to play in the Chesapeake Bowl, which is a senior-only high school all-star game presented by the Mid Atlantic Football Foundation and the Maryland Sports Commission.
- As a junior, picked up 25 tackles and six sacks as a part of a defensive unit that held opponents to an average of 13.4 points per game.
- Follow Joseph-Day on X at @SJD\_51 and on Instagram at @sir\_bash\_alot.
- Born Sebastian Joseph on March 21, 1995 in Stroudsburg, Pa.



# SEBASTIAN JOSEPH-DAY'S GAME-BY-GAME

## 2018 Los Angeles Rams

Date	Opp	W/L	P/S	Tot Solo Asst	Sk - Yds	QBP	TFL	Int- Yds -TD	PD	FF	FR - Yds	SpT
Sept 10	@ Oak	W	IA									
Sept 16	Ari	W	IA									
Sept 23	LAC	W	IA									
Sept 27	Min	W	IA									
Oct 7	@ Sea	W	IA									
Oct 14	@ Den	W	IA									
Oct 21	@ SF	W	IA									
Oct 28	GB	W	IA									
Nov 4	@ NO	L	IA									
Nov 11	Sea	W	IA									
Nov 19	KC	W	IA									
Dec 2	@ Det	W	IA									
Dec 9	@ Chi	L	IA									
Dec 16	Phil	L	IA									
Dec 23	@ Ari	W	IA									
Dec 30	SF	W	IA									
<b>Totals</b>	<b>13-3</b>	<b>0/0</b>		<b>0</b>	<b>0</b>	<b>0</b>	<b>0.0</b>	<b>0.0</b>	<b>0</b>	<b>0</b>	<b>0</b>	<b>0</b>

### Playoffs

Jan 12	Dal	W	IA									
Jan 20	@ NO	W	IA									
Feb 3	NE	L	IA									
<b>Totals</b>	<b>2-1</b>	<b>0/0</b>		<b>0</b>	<b>0</b>	<b>0</b>	<b>0.0</b>	<b>0.0</b>	<b>0</b>	<b>0</b>	<b>0</b>	<b>0</b>

## 2019 Los Angeles Rams

Date	Opp	W/L	P/S	Tot Solo Asst	Sk - Yds	QBP	TFL	Int- Yds -TD	PD	FF	FR - Yds	SpT
Sept 8	@ Car	W	S	0	0	0	0.0	0.0	0	0	0	0
Sept 15	NO	W	S	1	0	1	0.0	0.0	1	0	0	0
Sept 22	@ Cle	W	S	1	0	1	0.0	0.0	0	0	0	0
Sept 29	TB	L	S	3	3	0	1.0	3.0	1	2	0	0
Oct 3	@ Sea	L	S	6	3	3	0.0	0.0	0	0	0	0
Oct 13	SF	L	S	6	5	1	0.0	0.0	1	1	0	0
Oct 20	@ Atl	W	S	1	1	0	0.0	0.0	0	0	0	0
Oct 27	Cin	W	p	1	1	0	0.0	0.0	0	0	0	0
Nov 10	@ Pit	L	S	1	0	1	0.0	0.0	4	0	0	0
Nov 17	Chi	W	S	5	2	3	0.0	0.0	0	0	0	0
Nov 25	Bal	L	S	3	2	1	0.0	0.0	0	0	0	0
Dec 1	@ Ari	W	S	4	3	1	1.0	7.0	1	1	0	0
Dec 8	Sea	W	S	1	0	1	0.0	0.0	0	0	0	0
Dec 15	@ Dal	L	S	4	2	2	0.0	0.0	0	0	0	0
Dec 21	@ SF	L	S	4	2	2	0.0	0.0	2	1	0	0
Dec 29	Ari	W	S	3	1	2	0.0	0.0	0	0	0	0
<b>Totals</b>	<b>9-7</b>	<b>16/15</b>		<b>44</b>	<b>25</b>	<b>19</b>	<b>2.0</b>	<b>10.0</b>	<b>10</b>	<b>5</b>	<b>0</b>	<b>0</b>

## 2020 Los Angeles Rams

Date	Opp	W/L	P/S	Tot Solo Asst	Sk - Yds	QBP	TFL	Int- Yds -TD	PD	FF	FR - Yds	SpT
Sept 13	Dal	W	S	3	2	1	0.0	0.0	1	0	0	0
Sept 20	@ Phi	W	S	3	3	0	0.0	0.0	0	0	0	0
Sept 27	@ Buf	L	S	3	2	1	0.0	0.0	0	0	0	0
Oct 4	NYG	W	S	4	4	0	0.0	0.0	1	0	0	0
Oct 11	@ Was	W	S	2	1	1	0.0	0.0	0	0	0	0
Oct 18	@ SF	L	S	3	2	1	0.0	0.0	2	0	0	0
Oct 26	Chi	W	S	0	0	0	0.0	0.0	2	0	0	0
Nov 1	@ Mia	L	S	5	3	2	0.0	0.0	0	0	0	0
Nov 15	Sea	W	S	3	3	0	0.0	0.0	0	0	0	0
Nov 23	@ TB	W	S	3	1	2	0.0	0.0	0	0	0	0
Nov 29	SF	L	S	7	4	3	0.0	0.0	0	0	0	0
Dec 6	@ Ari	W	S	4	1	3	0.0	0.0	0	0	0	0
Dec 10	NE	W	S	5	3	2	0.0	0.0	0	0	0	0
Dec 20	NYJ	L	S	7	4	3	0.0	0.0	0	0	0	0
Dec 27	@ Sea	L	S	3	2	1	1.0	10.0	1	1	0	0
Jan 3	Ari	W	S	0	0	0	0.0	0.0	2	0	0	0
<b>Totals</b>	<b>10-6</b>	<b>16/16</b>		<b>55</b>	<b>35</b>	<b>20</b>	<b>1.0</b>	<b>10.0</b>	<b>9</b>	<b>1</b>	<b>0</b>	<b>0</b>

### Playoffs

Jan 9	@ Sea	W	S	2	0	2	0.0	0.0	0	0	0	0
Jan 16	@ GB	L	S	6	2	4	0.0	0.0	0	0	0	0
<b>Totals</b>	<b>1-1</b>	<b>2/2</b>		<b>8</b>	<b>2</b>	<b>6</b>	<b>0.0</b>	<b>0.0</b>	<b>0</b>	<b>0</b>	<b>0</b>	<b>0</b>

## 2021 Los Angeles Rams

Date	Opp	W/L	P/S	Tot Solo Asst	Sk - Yds	QBP	TFL	Int- Yds -TD	PD	FF	FR - Yds	SpT
Sept 12	Chi	W	S	2	1	1	0.0	0.0	1	0	0	0
Sept 19	@ Ind	W	S	9	6	3	1.0	10.0	4	1	0	0
Sept 26	TB	W	S	3	2	1	0.0	0.0	2	0	0	0
Oct 3	Ari	L	S	8	7	1	1.0	3.0	1	1	0	0
Oct 7	@ Sea	W	S	8	3	5	0.0	0.0	1	0	0	0
Oct 17	@ NYG	W	S	3	1	2	0.0	0.0	0	0	0	0
Oct 24	Det	W	S	5	3	2	1.0	5.0	5	1	0	0
Oct 31	@ Hou	W	IA									
Nov 7	Ten											
Nov 15	@ SF											
Nov 28	@ GB											

Placed on injured reserve Nov. 5

Dec 5	Jax											
Dec 13	@ Ari											
Dec 21	Sea											
Dec 26	@ Min											
Jan 2	@ Bal											
Jan 9	SF											

<b>Totals</b>	<b>7-1</b>	<b>7/7</b>		<b>38</b>	<b>23</b>	<b>15</b>	<b>3.0</b>	<b>18.0</b>	<b>9</b>	<b>3</b>	<b>0</b>	<b>0</b>
---------------	------------	------------	--	-----------	-----------	-----------	------------	-------------	----------	----------	----------	----------

## 2022 Los Angeles Chargers

Date	Opp	W/L	P/S	Tot Solo Asst	Sk - Yds	QBP	TFL	Int- Yds -TD	PD	FF	FR - Yds	SpT
Sept 11	LV	W	S	0	0	0	0.0	0.0	1	0	0	0
Sept 15	@ KC	L	S	4	2	2	0.0	0.0	0	0	0	0
Sept 25	Jax	L	S	7	4	3	0.0	0.0	0	2	0	0
Oct 2	@ Hou	W	S	4	2	2	1.0	6.0	5	2	0	0
Oct 9	@ Cle	W	S	5	1	4	0.0	0.0	1	0	0	0
Oct 17	Den	W	S	3	2	1	0.0	0.0	2	0	0	0
Oct 23	Sea	L	S	4	2	2	0.0	0.0	0	1	0	0
Nov 6	@ Atl	W	S	2	1	1	0.0	0.0	0	0	0	0
Nov 13	@ SF	L	S	4	3	1	0.0	0.0	0	2	0	0
Nov 20	KC	L	S	4	1	3	0.0	0.0	3	0	0	0
Nov 27	@ Ari	W	S	2	2	0	0.0	0.0	0	0	0	0
Dec 4	@ LV	L	S	5	1	4	0.0	0.0	2	0	0	0
Dec 11	Mia	W	IA									
Dec 18	Ten	W	S	5	3	2	0.0	0.0	0	1	0	0
Dec 26	@ Ind	W	S	2	1	1	0.0	0.0	2	0	0	0
Jan 1	LAR	W	S	4	2	2	1.0	10.0	1	1	0	0
Jan 8	@ Den	L	S	1	0	1	0.0	0.0	2	0	1	0
<b>Totals</b>	<b>10-7</b>	<b>16/16</b>		<b>56</b>	<b>27</b>	<b>29</b>	<b>2.0</b>	<b>16.0</b>	<b>19</b>	<b>9</b>	<b>1</b>	<b>4</b>

### Playoffs

Jan 14	@ Jax	L	S	3	1	2	0.5	3	1	0	0	0
<b>Totals</b>	<b>0-1</b>	<b>1/1</b>		<b>3</b>	<b>1</b>	<b>2</b>	<b>0.5</b>	<b>3</b>	<b>1</b>	<b>0</b>	<b>0</b>	<b>0</b>

## 2023 Los Angeles Chargers

Date	Opp	W/L	P/S	Tot Solo Asst	Sk - Yds	QBP	TFL	Int- Yds -TD	PD	FF	FR - Yds	SpT
Sept 10	Mia	L	S	0	0	0	0.0	0.0	1	0	0	0
Sept 17	@ Ten	L	S	4	0	4	0.0	0.0	0	0	0	0
Sept 24	@ Min	W	S	4	2	2	1.0	5.0	4	2	0	0
Oct 1	LV	W	S	4	3	1	0.0	0.0	3	0	0	0
Oct 16	Dal	L	S	3	3	0	1.0	0.0	2	0	0	0
Oct 22	@ KC	L	S	0	0	0	0.0	0.0	3	0	0	0
Oct 29	Chi	W	S	2	1	1	0.0	0.0	1	0	0	0
Nov 6	@ NYJ	W	S	1	0	1	0.0	0.0	3	0	0	0
Nov 12	Det	L	S	3	1	2	0.0	0.0	0	0	0	0
Nov 19	@ GB	L	S	3	2	1	1.0	5.0	4	1	0	0
Nov 26	Bal	L	S	1	0	1	0.0	0.0	2	0	0	0
Dec 3	@ NE	W	S	2	0	2	0.0	0.0	0	0	0	0
Dec 10	Den	L	S	2	1	1	0.0	0.0	1	0	0	0
Dec 14	@ LV	L	S	3	2	1	0.0	0.0	1	0	0	0
<b>Totals</b>	<b>5-9</b>	<b>14/14</b>		<b>32</b>	<b>15</b>	<b>17</b>	<b>3.0</b>	<b>10.0</b>	<b>25</b>	<b>3</b>	<b>0</b>	<b>0</b>

## 2023 San Francisco 49ers

Date	Opp	W/L	P/S	Tot Solo Asst	Sk - Yds	QBP	TFL	Int- Yds -TD	PD	FF	FR - Yds	SpT
Dec 31	@ Was	W	p	0	0	0	0.0	0.0	0	0	0	0
Jan 7	LAR	L	p	5	4	1	0.0	0.0	0	0	0	0
<b>Totals</b>	<b>1-1</b>	<b>2/0</b>		<b>5</b>	<b>4</b>	<b>1</b>	<b>0.0</b>	<b>0.0</b>	<b>0</b>	<b>0</b>	<b>0</b>	<b>0</b>

### Playoffs

Jan 20	GB	W	p	2	2	0	0.0	0.0	0	0	0	0
Jan 28	Det	W	p	0	0	0	0.0	0.0	0	0	0	0
Feb 11	@ KC	L	p	1	0	1	0.0</					

## SEBASTIAN JOSEPH-DAY'S GAME-BY-GAME CONT.

### 2024 Tennessee Titans

Date	Opp	W/L	P/S	Tot	Solo	Asst	Sk	- Yds	QBP	TFL	Int	- Yds	-TD	PD	FF	FR	- Yds	SpT
Sept 8	@ Chi	L	S	3	2	1	1.0	19.0	2	2	0	0	0	1	0	0	0	0
Sept 15	NYJ	L	S	2	1	1	0.0	0.0	0	0	0	0	0	0	0	0	0	0
Sept 22	GB	L	p	1	0	1	0.0	0.0	0	0	0	0	0	0	0	0	0	0
Sept 30	@ Mia	W	S	6	3	3	1.0	10.0	3	1	0	0	0	0	0	0	0	0
Oct 13	Ind	L	p	2	0	2	0.0	0.0	1	0	0	0	0	0	0	0	0	0
Oct 20	@ Buf	L	S	1	0	1	0.0	0.0	2	0	0	0	0	0	0	0	0	0
Oct 27	@ Det	L	S	4	3	1	0.0	0.0	1	0	0	0	0	0	0	0	0	0
Nov 3	NE	W	S	2	0	2	0.5	3.0	3	0	0	0	0	0	0	0	0	0
Nov 10	@ LAC	L	p	3	1	2	0.0	0.0	0	0	0	0	0	0	0	0	0	0
Nov 17	Min	L	S	1	1	0	0.0	0.0	0	0	0	0	0	0	0	0	0	0
Nov 24	@ Hou	W	S	2	1	1	0.0	0.0	1	0	0	0	0	0	0	0	0	0

Dec 1	@ Was	L	p	3	0	3	0.0	0.0	1	0	0	0	0	0	0	0	0	0
Dec 8	Jax	L	p	5	2	3	0.0	0.0	0	0	0	0	0	0	0	0	0	0
Dec 15	Cin	L	S	2	1	1	0.0	0.0	0	0	0	0	0	0	0	0	0	0
Dec 22	@ Ind	L	S	5	3	2	0.0	0.0	0	0	0	0	0	0	0	0	0	0
Dec 29	@ Jax	L	S	1	0	1	0.0	0.0	0	0	0	0	0	0	0	0	0	0
Jan 4/5	Hou																	
<b>Totals</b>				<b>3-13</b>	<b>16/11</b>	<b>43</b>	<b>18</b>	<b>25</b>	<b>2.5</b>	<b>32.0</b>	<b>14</b>	<b>3</b>	<b>0</b>	<b>0</b>	<b>0</b>	<b>1</b>	<b>0</b>	<b>0</b>

## SEBASTIAN JOSEPH-DAY'S NFL STATISTICS

### REGULAR SEASON

Year	Team	GP	GS	TACKLES			Sk	Yds	QBP	TFL	INTERCEPTIONS					FUMBLES			
				Tot	Solo	Asst					No	Yds	Lg	TD	PD	FF	FR	Yds	SpT
2018	L.A. Rams	0	0	0	0	0	0.0	0.0	0	0	0	0	0	0	0	0	0	0	0
2019	L.A. Rams	16	15	44	25	19	2.0	10.0	10	5	0	0	0	0	1	0	0	0	0
2020	L.A. Rams	16	16	55	35	20	1.0	10.0	9	1	0	0	0	0	3	1	0	0	0
2021	L.A. Rams	7	7	38	23	15	3.0	18.0	14	3	0	0	0	0	0	0	0	0	0
2022	L.A. Chargers	16	16	56	27	29	2.0	16.0	19	9	1	4	4	0	1	1	1	0	0
2023	LAC/SF	16	14	37	19	18	3.0	10.0	25	3	0	0	0	0	0	0	0	0	0
2024	Tennessee	16	11	43	18	25	2.5	32.0	14	3	0	0	0	0	1	0	0	0	0
<b>NFL Totals</b>		<b>87</b>	<b>79</b>	<b>273</b>	<b>147</b>	<b>126</b>	<b>13.5</b>	<b>96.0</b>	<b>91</b>	<b>24</b>	<b>1</b>	<b>4</b>	<b>4</b>	<b>0</b>	<b>6</b>	<b>2</b>	<b>1</b>	<b>0</b>	<b>0</b>

### PLAYOFFS

Year	Team	GP	GS	TACKLES			Sk	Yds	QBP	TFL	INTERCEPTIONS					FUMBLES			
				Tot	Solo	Asst					No	Yds	Lg	TD	PD	FF	FR	Yds	SpT
2018	L.A. Rams	0	0	0	0	0	0.0	0.0	0	0	0	0	0	0	0	0	0	0	0
2020	L.A. Rams	2	2	8	2	6	0.0	0.0	0	0	0	0	0	0	0	0	0	0	0
2021	L.A. Rams	1	0	0	0	0	0.0	0.0	0	0	0	0	0	0	0	0	0	0	0
2022	L.A. Chargers	1	1	3	1	2	0.5	3.0	1	0	0	0	0	0	1	0	0	0	0
2023	San Francisco	3	0	3	2	1	0.0	0.0	0	0	0	0	0	0	0	0	0	0	0
<b>NFL Totals</b>		<b>7</b>	<b>3</b>	<b>14</b>	<b>5</b>	<b>9</b>	<b>0.5</b>	<b>3.0</b>	<b>1</b>	<b>0</b>	<b>0</b>	<b>0</b>	<b>0</b>	<b>0</b>	<b>1</b>	<b>0</b>	<b>0</b>	<b>0</b>	<b>0</b>

### Single-Game Highs

Tackles - 9 at Indianapolis (9/19/21)  
 Sacks - **1 (13 times, last at Miami 9/30/24)**  
 Interceptions - 1 at Denver (1/8/23)  
 Forced Fumbles - 1 (Twice, last vs. Kansas City 11/20/22)  
 Fumble Recoveries - 1 at Arizona (11/27/22)  
 Passes Defensed - **1 (Six times, last at Chicago 9/8/24)**

### Playoff Single-Game Highs

Tackles - 6 at Green Bay (1/16/21)  
 Sacks - 0.5 at Jacksonville (1/14/23)  
 Passes Defensed - 1 at Jacksonville (1/14/23)


# 25 JOSHUA KELLEY

RUNNING BACK • 5'11" • 212 LBS

COLLEGE: UCLA • ACQUIRED: FREE AGENT - 2024

NFL EXPERIENCE (NFL/TITANS): 5/1 • HOMETOWN: LANCASTER, CALIF.

GAMES PLAYED/GAMES STARTED: 56/4 (PLAYOFFS: 1/0)



**PRO:** The Titans signed Joshua Kelley to the team's practice squad during the 2024 season to add depth and experience to the running backs room. The 5-foot-11-inch, 212-pounder entered the NFL as a fourth-round pick of the L.A. Chargers in 2020. Prior to his arrival in Tennessee, the UCLA product appeared in 54 career games with four starts for the Chargers and totaled 320 rushing attempts for 1,148 yards with six touchdowns, to go along with 50 receptions for 319 yards.

#### CAREER HIGHLIGHTS:

- In 2023, Kelley opened the season with a career-high 91 rushing yards on 16 attempts with a touchdown against Miami. He helped propel the offense to become the first NFL team since 2010 to total 230 yards on the ground with two rushing touchdowns on Kickoff Weekend.
- In his first career game in 2020, Kelley ran for 60 yards on 12 carries with a touchdown. He became the first Chargers running back since LaDainian Tomlinson (2001) and only the sixth Chargers running back in the Super Bowl era to log a rushing score in their NFL debut.

#### TITANS TIDBITS:

- When Kelley finishes his playing career, he wants to be a screenwriter and work on developing stories that people globally can watch and empathize with. In the offseason, Kelley spends his time writing films and is currently working on one now. He picked up the passion while attending UCLA.

#### CAREER TRANSACTIONS:

- The Lancaster, Calif., native was selected by the L.A. Chargers in the fourth round (112th overall) of the 2020 NFL Draft.
- Signed by the New York Giants as an unrestricted free agent on March 13, 2024.
- Released by the Giants on Aug. 25, 2024
- Signed by the Titans to their practice squad on Oct. 15, 2024.
- Activated from the practice squad to the active roster standard elevation on Oct. 26, 2024.
- Signed by the Titans to their active roster from the practice squad on Nov. 2, 2024.

#### SEASON RECAPS:

##### 2024 (2/0 - Tennessee):

- At Detroit (10/27), dressed but did not play in the contest.
- Against New England (11/3), made his Titans debut as a reserve on special teams.
- At L.A. Chargers (11/10), was inactive.
- Against Minnesota (11/17), was inactive.
- At Houston (11/24), saw limited action as a reserve at running back.
- At Washington (12/1), was inactive.
- Against Jacksonville (12/8), was inactive.
- Against Cincinnati (12/15), was inactive.
- At Indianapolis (12/22), was inactive.
- At Jacksonville (12/29), dressed but did not play.

**2023 (17/3 - L.A. Chargers):** Appeared in all 17 games with three starts, totaling 405 yards on 107 rushes with two touchdowns. Added eight receptions for 32 yards.

- Against Miami (9/10), opened the season with a career-high 91 rushing yards on 16 attempts, including a four-yard touchdown in the fourth quarter to give the Chargers the lead. Accounted for a league-leading eight rushing first downs.
- Against Las Vegas (10/1), rushed for 65 yards on 17 carries and three

rushing first downs, helping the offense rack up 155 yards on the ground.

- At Kansas City (10/22), led the offense with 75 yards on the ground on seven carries, which included a career-long 49-yard rushing touchdown in the second quarter.
- At Las Vegas (12/14), had 22 yards on five carries to go along with one reception for six yards.

**2022 (13/1, 1/0 - L.A. Chargers):** Played in 13 games with one start and registered 287 rushing yards on 69 attempts with two touchdowns. Added 14 receptions for 101 yards. Also appeared in the team's postseason contest at Jacksonville. Placed on injured reserve on Oct. 22 and missed four games before being designated to return on Nov. 26.

- Against Las Vegas (9/11), recorded four rushing attempts for 21 yards. Added two receptions for 14 yards. Returned one kickoff for 15 yards.
- At Kansas City (9/15), compiled 22 rushing yards on four attempts for a 5.5 average. The 5.5 yards-per-carry was the highest on the team and is the highest in his career when he received at least four rushing attempts.
- At Cleveland (10/9), tallied 49 rushing yards on 10 attempts, including a five-yard touchdown run. Added two receptions for 33 yards, including a season-long 22-yard reception.
- At Las Vegas (12/4), had seven rushes for 30 yards.
- Against Tennessee (12/18), made his first career start at running back. Recorded 10 rushes for 24 yards and a one-yard rushing touchdown on the first offensive drive of the game.
- Against L.A. Rams (1/1), compiled 45 rushing yards on nine attempts.
- At Jacksonville (1/14), recorded seven rushes for 20 yards in the AFC Wild Card matchup. Added one reception for eight yards.

**2021 (10/0 - L.A. Chargers):** Appeared in 10 games and recorded 33 rushes for 102 yards and five receptions for 38 yards. Was inactive for six games. Did not play in one contest.

- Against Cleveland (10/10), totaled two carries for 17 yards with a long rush of 14 yards. In the third quarter, broke off a 14-yard run on second-and-three to jumpstart the Chargers' first scoring drive of the second half.
- At Denver (11/28), had two catches for 15 yards and one rush for five yards. On second-and-19 in the third quarter, took a screen pass 17 yards to set up third-and-two, leading to an eventual Chargers' first down.
- Against N.Y. Giants (12/12), totaled a season-high 38 yards from scrimmage, rushing 10 times for 33 yards and catching one pass for five yards.

**2020 (14/0 - L.A. Chargers):** Appeared in 14 games during his rookie campaign, finishing the second on the team with 354 rushing yards on 111 attempts. Added 23 receptions for 148 yards. Made his NFL debut at Cincinnati (9/13).

- At Cincinnati (9/13), rushed for 60 yards on 12 carries and a touchdown in his first career game.
- Against Kansas City (9/20), rushed for 64 yards on a career-high 23 carries.
- Against Carolina (9/27), had eight carries for 43 yards, recording a career-best 5.4 yards per carry.
- Against Jacksonville (10/25), recorded a career-high five receptions for 24 yards.
- Against Las Vegas (11/8), tied a career-high with five receptions, logging 31 receiving yards. Had nine rushes for 28 yards. Accumulated three first downs on 14 scrimmage touches.
- At Buffalo (11/29), had seven carries for 35 yards and one touchdown. Recorded his second rushing touchdown of the season, capping a 10-play, 67-yard drive with a one-yard rushing touchdown.



**COLLEGE:**

- After starting his career at UC Davis (2015-16), Kelley transferred to UCLA as a walk-on and capped his career as a two-time all-conference selection for the Bruins (2018-19). Finished his Bruin career ranked 14th on the all-time school rushing list (2,303). His 25 touchdowns rank 11th on the school list. Semifinalist for the Burlsworth Trophy as the nation's top walk-on or former walk-on player. Became the eighth running back in UCLA history to have back-to-back 1,000-yard rushing seasons.
- As a senior (2019), started in 11 games and recorded 1,060 yards on 229 carries with 12 touchdowns. Added 11 receptions for 71 yards and one touchdown. Had four 100-yard games on the season. Scored a career-best four rushing touchdowns against Arizona State. Presented the Henry R. Red Sanders Award for Most Valuable Player at the team banquet.
- As a junior (2018), saw action in 11 games with nine starts. Rushed for 1,243 yards on 225 attempts with 12 touchdowns. Had 27 receptions for 193 yards. Ran for the 10th-most yards in school single-season history (1,243). Had six 100-yard rushing games on the year highlighted by a 289-yard effort against Southern California which is the most in the rivalry game by a back from either team. He rushed for at least one touchdown in each of the last eight games of the season. Won the Henry R. Red Sanders Award as the team's most valuable player.
- As a junior (2017), did not see game action in his first year in the program.
- As a sophomore (2016), rushed for 609 yards on 87 carries and score four touchdowns at UC Davis. Averaged 24.3 yards per kickoff return. His longest kick return was 91 yards for a touchdown against Weber State. Ranked No. 26 in the nation in kickoff returns and No. 57 in the nation in all purpose yards (107.18 per game).
- As a true freshman (2015), ran for 530 yards on 106 carries and scored three touchdowns at UC Davis. Averaged 26.1 yards per kickoff return to rank 19th in NCAA, while turning in a season-long return on 56 yards.
- Graduated with a degree in sociology from UCLA.

**PERSONAL:**

- Attended Eastside (Lancaster, Calif.) High School and was named first-team All-Golden League and Golden League Back of the Year as a senior. Finished with over 3,400 career all-purpose yards to his credit, including over 1,000 yards on kickoff, punt and interception returns.
- As a senior (2014), recorded 1,469 rushing yards with 16 touchdowns. Registered six 100-yard performances. Caught 19 passes for 352 yards with six touchdowns. On defense, had 49 tackles, an interception and three sacks.
- As a junior (2013), earned second-team All-League honors. Was special teams player of the year.
- Also ran on the 4x100-relay in track & field.
- Son of Jacqueline.
- Follow Kelley on X at @SmoothplayJK and on Instagram at @joshua\_kelley\_.
- Born Joshua Tyler Kelley on Nov. 20, 1997 in Inglewood, Calif.

# JOSHUA KELLEY'S GAME-BY-GAME

2020 Los Angeles Chargers				RUSHING					RECEIVING				
Date	Opp	W/L	P/S	Att	Yds	Avg	Lg	TD	No	Yds	Avg	Lg	TD
Sept 13	@ CIN	W	p	12	60	5	26	1	0	0	-	0	0
Sept 20	KC	L	p	23	64	2.8	7	0	2	49	24.5	35	0
Sept 27	vs Car	L	p	8	43	5.4	16	0	2	9	4.5	6	0
Oct 4	@ TB	L	p	9	7	0.8	3	0	3	26	8.7	17	0
Oct 12	@ NO	L	p	11	29	2.6	9	0	1	9	9	9	0
Oct 25	Jax	W	p	7	32	4.6	22	0	5	24	4.8	10	0
Nov 1	@ Den	L	p	8	16	2	6	0	1	-7	-7	-7	0
Nov 8	LV	L	p	9	28	3.1	9	0	5	31	6.2	12	0
Nov 15	@ Mia	L	p	7	21	3	8	0	0	0	-	0	0
Nov 22	NYJ	W	p	4	-2	-0.5	4	1	2	4	2.0	10	0
Nov 29	@ Buf	L	p	7	35	5	33	0	0	0	0	0	0
Dec 6	NE	L	p	0	0	-	0	0	1	6	6	6	0
Dec 13	ATL	W	IA										
Dec 17	@ LV	W	p	2	8	4.0	5	0	2	3	1.5	2	0
Dec 27	Den	W	IA										
Jan 3	@ KC	W	p	0	0	-	0	0	0	0	-	0	0
<b>Totals</b>		<b>7-9</b>	<b>14/0</b>	<b>111</b>	<b>354</b>	<b>3.2</b>	<b>33</b>	<b>2</b>	<b>23</b>	<b>148</b>	<b>6.4</b>	<b>35</b>	<b>0</b>

2023 Los Angeles Chargers				RUSHING					RECEIVING				
Date	Opp	W/L	P/S	Att	Yds	Avg	Lg	TD	No	Yds	Avg	Lg	TD
Sept 11	Mia	L	p	16	91	5.7	14	1	0	0	-	0	0
Sept 17	@ Ten	L	S	13	39	3	15	0	0	0	-	0	0
Sept 24	@ Min	W	S	11	12	1.1	4	0	1	5	5	5	0
Oct 1	LV	W	S	17	65	3.8	22	0	0	0	-	0	0
Oct 16	Dal	L	p	1	2	2.0	2	0	1	2	2	2	0
Oct 22	@ KC	L	p	7	75	10.7	49t	1	0	0	-	0	0
Oct 29	Chi	W	p	6	21	3.5	5	0	0	0	-	0	0
Nov 6	@ NYJ	W	p	3	18	6	12	0	1	4	4	4	0
Nov 12	Det	L	p	5	16	3.2	4	0	0	0	-	0	0
Nov 19	@ GB	L	p	6	13	2.2	7	0	0	0	-	0	0
Nov 26	Bal	L	p	3	8	2.7	3	0	2	6	3.0	10	0
Dec 3	@ NE	L	p	6	16	2.7	7	0	2	9	5	12	0
Dec 10	Den	L	p	3	6	2	3	0	0	0	-	0	0
Dec 17	@ LV	L	p	5	22	4.4	11	0	1	6	6	6	0
Dec 23	Buf	L	p	1	-2	-2	-2	0	0	0	0	0	0
Dec 30	@ Den	L	p	2	2	1	1	0	0	0	0	0	0
Jan 7	KC	L	p	2	1	0.5	5	0	0	0	0	0	0
<b>Totals</b>		<b>5-12</b>	<b>17/17</b>	<b>107</b>	<b>405</b>	<b>3.8</b>	<b>49t</b>	<b>2</b>	<b>8</b>	<b>32</b>	<b>4.0</b>	<b>6</b>	<b>0</b>

2021 Los Angeles Chargers				RUSHING					RECEIVING				
Date	Opp	W/L	P/S	Att	Yds	Avg	Lg	TD	No	Yds	Avg	Lg	TD
Sept 12	@ Was	W	IA										
Sept 19	Dal	L	IA										
Sept 26	@ KC	W	IA										
Oct 4	LV	W	IA										
Oct 10	CLE	W	p	2	17	8.5	14	0	0	0	-	0	0
Oct 17	@ Bal	L	p	4	7	1.8	4	0	0	0	-	0	0
Nov 7	@ Phi	W	p	3	6	2.0	0	3	1	4	4	4	0
Nov 14	Min	L	p	1	6	6.0	6	0	0	0	-	0	0
Nov 21	Pit	W	IA										
Nov 28	@ Den	L	p	7	50	7.1	31	0	2	15	7.5	17	0
Dec 5	@ Cin	W	p	10	36	3.6	12	0	0	0	-	0	0
Dec 12	NYG	W	p	7	71	10.1	58t	1	2	3	1.5	2	0
Dec 16	KC	L	p	5	7	1.4	5	0	0	0	0	-	0
Dec 26	@ HOU	L	p	12	74	6.2	17	0	3	13	4.3	7	0
Jan 2	Den	W	p	8	34	4.3	9	0	2	16	8	9	0
Jan 9	@ LV	L	DNP										
<b>Totals</b>		<b>12-5</b>	<b>10/0</b>	<b>33</b>	<b>102</b>	<b>3.1</b>	<b>14</b>	<b>0</b>	<b>5</b>	<b>38</b>	<b>7.6</b>	<b>17</b>	<b>0</b>

2024 Tennessee Titans				RUSHING					RECEIVING				
Date	Opp	W/L	P/S	Att	Yds	Avg	Lg	TD	No	Yds	Avg	Lg	TD
Oct 20	@ Buf	L	PS										
Oct 27	@ Det	L	DNP										
Nov 3	NE	W	p	0	0	-	0	0	0	0	-	0	0
Nov 10	@ LAC	L	IA										
Nov 17	Min	L	IA										
Nov 24	@ Hou	W	p	0	0	-	0	0	0	0	-	0	0
Dec 1	@ Was	L	IA										
Dec 8	Jax	L	IA										
Dec 15	Cin	L	IA										
Dec 22	@ Ind	L	IA										
Dec 29	@ Jax	L	DNP										
Jan 5	Hou												
<b>Totals</b>		<b>2-9</b>	<b>2/0</b>	<b>0</b>	<b>0</b>	<b>-</b>	<b>0</b>	<b>0</b>	<b>0</b>	<b>0</b>	<b>-</b>	<b>0</b>	<b>0</b>

2022 Los Angeles Chargers				RUSHING					RECEIVING				
Date	Opp	W/L	P/S	Att	Yds	Avg	Lg	TD	No	Yds	Avg	Lg	TD
Sept 11	LV	L	p	4	21	5.3	9	0	2	14	7	10	0
Sept 15	@ KC	L	p	4	22	5.5	8	0	1	3	13.8	46	0
Sept 25	Jax	L	p	1	-3	-3	-3	0	0	0	-	0	0
Oct 2	@ Hou	W	p	4	15	3.8	6	0	1	2	2	2	0
Oct 9	@ Cle	W	p	10	49	4.9	16	1	0	0	-	0	0
Oct 17	Den	W	p	0	0	-	0	0	2	8	4	8	0
Oct 23	Sea	W	IA										
Nov 6	@ Atl	W	IA										
Nov 13	@ SF	L	IA										
Nov 20	KC	L	IA										
Nov 27	@ Ari	W	p	2	4	2	4	0	2	1	0.5	2	0
Dec 4	@ LV	L	p	7	30	4.3	7	0	2	15	7.5	10	0
Dec 11	Mia	W	p	4	29	7.3	22	0	4	20	5	10t	1
Dec 18	Ten	W	S	10	24	2.4	4	1	4	31	7.8	11	0
Dec 26	@ Ind	W	p	9	33	3.7	11	0	6	61	10.2	13	0
Jan 1	LAR	W	p	9	45	5.0	12	0					
Jan 8	@ Den	L	p	5	18	3.6	5	0	0	0	-	0	0
<b>Totals</b>		<b>10-7</b>	<b>13/1</b>	<b>69</b>	<b>287</b>	<b>4.2</b>	<b>22</b>	<b>2</b>	<b>14</b>	<b>101</b>	<b>7.2</b>	<b>22</b>	<b>0</b>
<b>Playoffs</b>													
Jan 14	@ Jax	L	p	7	20	2.9	5	0	1	8	8.0	8	0
<b>Totals</b>		<b>0-1</b>	<b>1/0</b>	<b>7</b>	<b>20</b>	<b>2.9</b>	<b>5</b>	<b>0</b>	<b>1</b>	<b>8</b>	<b>8.0</b>	<b>8</b>	<b>0</b>

## JOSHUA KELLEY'S NFL STATISTICS

### REGULAR SEASON

Year	Team	REGULAR SEASON		RUSHING					RECEIVING				
		GP	GS	No	Yds	Avg	Lg	TD	Att	Yds	Avg	Lg	TD
2020	L.A. Chargers	14	0	111	354	3.2	33	2	23	148	6.4	35	0
2021	L.A. Chargers	10	0	33	102	3.1	14	0	5	38	7.6	17	0
2022	L.A. Chargers	13	1	69	287	4.2	22	2	14	101	7.2	22	0
2023	L.A. Chargers	17	3	107	405	3.8	49t	2	8	32	4.0	6	0
2024	Tennessee	2	0	0	0	-	0	0	0	0	-	0	0
<b>NFL Totals</b>		<b>56</b>	<b>4</b>	<b>320</b>	<b>1,148</b>	<b>3.6</b>	<b>49t</b>	<b>6</b>	<b>50</b>	<b>319</b>	<b>6.4</b>	<b>35</b>	<b>0</b>

### REGULAR SEASON

Year	Team	PUNT RETURNS						KICKOFF RETURNS				
		No	FC	Yds	Avg	Lg	TD	No	Yds	Avg	Lg	TD
2020	L.A. Chargers	0	0	0	-	0	0	2	39	19.5	21	0
2022	L.A. Chargers	0	0	0	-	0	0	1	15	15.0	15	0
2023	L.A. Chargers	0	0	0	-	0	0	1	16	16.0	16	0
<b>NFL Totals</b>		<b>0</b>	<b>0</b>	<b>0</b>	<b>-</b>	<b>0</b>	<b>0</b>	<b>4</b>	<b>70</b>	<b>17.5</b>	<b>21</b>	<b>0</b>

### PLAYOFFS

Year	Team	PLAYOFFS		RUSHING					RECEIVING				
		GP	GS	Att	Yds	Avg	Lg	TD	No	Yds	Avg	Lg	TD
2022	L.A. Chargers	1	0	7	20	2.9	5	0	1	8	8.0	8	0
<b>NFL Totals</b>		<b>1</b>	<b>0</b>	<b>7</b>	<b>20</b>	<b>2.9</b>	<b>5</b>	<b>0</b>	<b>1</b>	<b>8</b>	<b>8.0</b>	<b>8</b>	<b>0</b>

### Single-Game Highs

Rushes - 23 vs. Kansas City (9/20/20)  
 Rushing Yards - 91 vs. Miami (9/10/23)  
 Long Rush - 49t at Kansas City (10/22/23)  
 Rushing Touchdowns - 1 (Six times, last at Kansas City 10/22/23)  
 Receptions - 5 (Twice, last vs. Las Vegas 11/8/20)  
 Receiving Yards - 49 vs. Kansas City (9/20/20)  
 Long Reception - 35 vs. Kansas City (9/20/20)

Kickoff Returns - 2 at Las Vegas (12/17/20)  
 Kickoff Return Yards - 39 at Las Vegas (12/17/20)  
 Long Kickoff Return - 21 at Las Vegas (12/17/20)

### Additional Statistics

Special Teams Tackles - 1 (2020)



# 49 ARDEN KEY

OUTSIDE LINEBACKER • 6'5" • 240 LBS • COLLEGE: LOUISIANA STATE

ACQUIRED: UNRESTRICTED FREE AGENT - 2023 (JAX)

NFL EXPERIENCE (NFL/TITANS): 7/2 • HOMETOWN: ATLANTA, GA.

GAMES PLAYED/GAMES STARTED: 104/37 (PLAYOFFS: 5/0)



**PRO:** The Titans signed Arden Key early in the 2023 offseason to add experience and bolster the defensive front. The Louisiana State product possesses a unique ability to come off the edge as a pass rusher and use his speed, athleticism and long arms to get to the quarterback. The 6-foot-5-inch, 240-pound defender originally entered the NFL as a third-round pick of the Oakland Raiders in 2018 and spent his first three campaigns with the organization. Over the next two seasons with the San Francisco 49ers (2021) and Jacksonville Jaguars (2022), Key saw action in all 34 contests and amassed 49 tackles, 11 sacks, 10 stops for loss and 63 quarterback pressures.

## CAREER HIGHLIGHTS:

- In 2023, Key played in all 17 contests in his first season with the Titans and ranked second on the team with 57 quarterback pressures and third on the squad with six sacks.
- In 2022, Key recorded 27 tackles, 4.5 sacks, five stops for loss and a career-high 38 quarterback pressures in his first season with the Jaguars.
- In 2021, Key notched a career-best 6.5 sacks to go along with 22 tackles and 25 quarterback pressures in his lone season with the 49ers.

## TITANS TIDBITS:

- While preparing for the 2018 NFL Draft, Key decided to capitalize on his opportunities in the spotlight to help others. Key utilized his long jump at the Louisiana State Pro Day to support the organization "No Kid Hungry" to raise money for food insecure children and their families, raising more funds with each inch he jumped.
- His father, Arden Key Sr., played point guard and shooting guard at Jacksonville State and also coached Arden Jr. in football.
- Key comes from a large family that includes four sets of twins, all who share in his athleticism on the basketball court. Arden's twin, Angel, was a cheerleader for her brother's football team.

## CAREER TRANSACTIONS:

- The Atlanta, Ga., native was selected by the Oakland Raiders in the third round (87th overall) of the 2018 NFL Draft.
- Released by the Raiders on April 15, 2021.
- Signed by the San Francisco 49ers as a free agent on April 23, 2021.
- Signed by the Jacksonville Jaguars as an unrestricted free agent on March 30, 2022.
- Signed by the Titans as an unrestricted free agent on March 20, 2023.

## SEASON RECAPS:

**2024 (16/15 - Tennessee):** Ranks second on the team with a career-high-tying 6.5 sacks. Ranks third on the team with 38 quarterback pressures and tied for third on the squad with 11 tackles for loss. Has led or tied for the team lead in sacks five times in 2024 (at BUF, at DET, vs. NE, vs. MIN, at WAS). Has led or tied for the team lead in quarterback pressures four times in 2024 (vs. GB, at BUF, at DET, vs. CIN).

- At Chicago (9/8), started at outside linebacker and posted a quarterback pressure with a pass defended. Batted down a pass intended for Rome Odunze in the final quarter.
- Against N.Y. Jets (9/15), started at outside linebacker and collected four tackles with a quarterback pressure. Teamed with Quandre Diggs to stop Breece Hall for no gain on a rush off left tackle in the third quarter. Combined with Jeffery Simmons to stuff Braelon Allen for no gain on a rush off right guard late in the third stanza.
- Against Green Bay (9/22), started at outside linebacker and notched three tackles with a team-best five quarterback pressures. Teamed with

Jeffery Simmons to stuff Emanuel Wilson for no gain on a rush up the middle in the first quarter.

- At Miami (9/30), started at outside linebacker and totaled a tackle for loss, two quarterback pressures and a fumble recovery. Scooped up a Tyler Huntley lateral at the Titans' 36-yard line in the first quarter. Stuffed Jaylen Wright for a one-yard loss on a rush off left end in the second quarter.
- Against Indianapolis (10/13), started at outside linebacker and registered a tackle with two quarterback pressures.
- At Buffalo (10/20), played as a reserve at outside linebacker and recorded two tackles, including a sack, another stop for loss and a team-high-tying three quarterback pressures. Dropped Josh Allen for an eight-yard sack in the second quarter. Combined with Jeffery Simmons to stuff Josh Allen for a two-yard loss on a goalline rush late in the third quarter.
- At Detroit (10/27), started at outside linebacker and amassed a personal-best six tackles, including team-highs with a career-best two sacks, four quarterback pressures and a forced fumble. Came off the edge and dropped Jared Goff for a seven-yard sack on the first play from scrimmage. Ended a Lions' drive by sacking Goff for a five-yard loss and causing a fumble that was recovered by Detroit on third-and-23 in the opening quarter. Teamed with Jarvis Brownlee Jr. to stuff Sam LaPorta for a one-yard loss on a short pass in the second quarter. Combined with Roger McCreary to stop Craig Reynolds for a two-yard loss on a third-and-five rush in the final stanza.
- Against New England (11/3), started at outside linebacker and totaled two tackles, a sack, another stop for loss, five quarterback pressures and a forced fumble. Stuffed Antonio Gibson for a one-yard loss on a rush up the middle in the third quarter. Came off the edge and sacked Drake Maye for a seven-yard loss and forced a fumble that was recovered by Jeffery Simmons at the Patriots' 26-yard line in the fourth stanza. Became the first Titans player with a strip-sack in consecutive games since Jurrell Casey from Sept. 16-23, 2018.
- At L.A. Chargers (11/10), started at outside linebacker and posted two tackles, including a stop for loss and a quarterback pressure. Stuffed J.K. Dobbins for a one-yard loss on a rush off left end in the opening stanza.
- Against Minnesota (11/17), tallied five tackles, including a sack, another stop for loss and four quarterback pressures. Stonewalled Cam Akers for a three-yard loss on a rush off left tackle in the fourth quarter. Halted a Vikings' drive by dropping Sam Darnold for a nine-yard sack in the final stanza. Recorded his fifth sack in a five-game span.
- At Houston (11/24), notched two tackles and three quarterback pressures. Stuffed Joe Mixon for no gain on a rush off left end late in the third quarter.
- At Washington (12/1), started at outside linebacker in his 100th career regular season game and recorded two tackles, including 1.5 sacks and two quarterback pressures. Dropped Jayden Daniels for a six-yard sack late in the second quarter. Combined with Kenneth Murray Jr. to sack Daniels for nine-yard loss in the final stanza.
- Against Jacksonville (12/8), started at outside linebacker and notched four tackles with a quarterback pressure. Created the pressure that resulted in a Mac Jones interception to Otis Reese IV late in the second quarter.
- Against Cincinnati (12/15), amassed two tackles and tied for the team lead with three quarterback pressures. Teamed with Luke Gifford to stuff Chase Brown for no gain on a rush off left tackle in the first quarter.
- At Indianapolis (12/22), started at outside linebacker and collected a tackle.
- At Jacksonville (12/29), started at outside linebacker and totaled five tackles with a quarterback pressure.

**2023 (17/9 - Tennessee):** Played in all 17 games with nine starts at outside linebacker in his first season with the Titans. Ranked second on the team with 57 quarterback pressures and third on the squad with six sacks. Recorded 30 tackles, four stops for loss, two passes defended and two forced fumbles. Led or tied for the team lead in quarterback pressures seven times in 2023 (at NO, vs. LAC, vs. BAL, at JAX, at MIA, vs. HOU, vs. JAX). Tied for the team lead in sacks three times in 2023 (at NO, vs. CIN, vs. SEA). Tied for the team lead in passes defended once in 2023 (vs. JAX). Posted a career-best 11 quarterback pressures at New Orleans (9/10/23).

- At New Orleans (9/10), made his Titans debut and notched four tackles, 1.5 sacks and a pass defended to go along with a team-best and career-high 11 quarterback pressures. Dropped Derek Carr for a six-yard sack early in the second quarter. Deflected a ball intended for Michael Thomas on third-and-10 in the second stanza. Teamed with Denico Autry to sack Derek Carr for a seven-yard sack in the second quarter.
- Against L.A. Chargers (9/17), played as a reserve at outside linebacker and tied for the team lead with four quarterback pressures.
- Against Cincinnati (10/1), played as a reserve at outside linebacker and posted a sack with two quarterback pressures. Dropped Joe Burrow for a 10-yard sack in the final stanza.
- Against Atlanta (10/29), started at outside linebacker and notched two tackles with four quarterback pressures. Teamed with Azeem Al-Shaair to stonewall Tyler Allgeier for a two-yard loss on a rush off right tackle in the second quarter. Combined with Denico Autry to stop Bijan Robinson for no gain on a rush off right tackle late in the second quarter.
- Against Carolina (11/26), saw action as a reserve at outside linebacker and posted two tackles, including a strip-sack and four quarterback pressures. Came off the edge and dropped Bryce Young for an eight-yard sack while forcing a fumble that was recovered by Jeffery Simmons at the Panthers' 17-yard line in the second quarter.
- Against Indianapolis (12/3), started at outside linebacker and registered a half sack to go along with five quarterback pressures. Forced the Colts to settle for a field goal by combining with Harold Landry III to sack Gardner Minshew II for a nine-yard loss on third-and-one in the fourth quarter.
- At Miami (12/11), started at outside linebacker and notched two tackles, including a sack and a team-high-tying six quarterback pressures. Dropped Tua Tagovailoa for a five-yard sack in the second quarter.
- Against Seattle (12/24), produced four tackles, including a sack, two quarterback pressures and a forced fumble. Came off the edge and dropped Geno Smith for a seven-yard sack while forcing a fumble that was recovered by the signal caller. Teamed with Denico Autry to stuff Kenneth Walker III for a two-yard loss on a rush up the middle in the third stanza.
- Against Jacksonville (1/7), collected a career-high-tying four tackles, two quarterback pressures and a pass defended. Knocked down a screen pass intended for Travis Etienne in the opening quarter.

**2022 (17/3, 2/0 - Jacksonville):** Played in all 17 games with three starts and compiled 27 tackles, 4.5 sacks, five stops for loss, a fumble recovery and two passes defended. Saw action as a reserve in both postseason contests and posted two tackles and a pass defended.

- Against Denver (10/30), registered two tackles, including a sack. Dropped Russell Wilson for a seven-yard sack on third-and-six.
- At Tennessee (12/11), tied a career-high with four tackles to go along with a sack and a fumble recovery. Dropped Ryan Tannehill for a six-yard sack in the third quarter. Recovered a fumble by Derrick Henry early in the final stanza.
- Against Dallas (12/18), posted three tackles and a career-best 1.5 sacks. Teamed with Foley Fatukasi to sack Dak Prescott for a three-yard loss in the opening stanza. Dropped Prescott for an eight-yard loss in the third quarter.
- Against Tennessee (1/7), notched three tackles and a career-best nine quarterback pressures.

**2021 (17/0, 3/0 - San Francisco):** Saw action as a reserve in all 17 games and totaled 22 tackles, a career-best 6.5 sacks and one pass defended. Played in his first three postseason games and collected two tackles.

- Against L.A. Rams (11/15), registered two tackles and a sack. Sacked Matthew Stafford for an eight-yard loss in the final stanza.
- Against Atlanta (12/19), posted an 11-yard sack of Matt Ryan on third-and-eight in the second quarter.

- Against Houston (1/2), notched a nine-yard sack of Davis Mills in the fourth quarter.

**2020 (14/0 - Las Vegas):** Appeared as a reserve in 14 games and registered 15 tackles, two tackles for loss and two passes defended. Was inactive for two contests.

- Against Kansas City (11/22), notched two tackles, including a stop for loss.

**2019 (7/0 - Oakland):** Appeared in seven games and recorded a then career-high two sacks. Placed on injured reserve on Nov. 7 and missed the final eight games of the season. Was inactive for one contest.

- At Houston (10/27), totaled two tackles and one sack. Dropped Deshaun Watson for a 10-yard sack on third-and-11 in the third quarter.
- Against Detroit (11/3), registered a sack by taking down Matthew Stafford for a loss of 13 yards in his final game of the season because of injury.

**2018 (16/10 - Oakland):** Appeared in all 16 games as rookie with 10 starts at defensive end. Posted 30 tackles, a sack and a blocked extra point on special teams.

- Against L.A. Rams (9/10), totaled three tackles in his NFL debut.
- Against Seattle (10/14), made his first career start and registered his first career sack when he took down Russell Wilson for an eight-yard loss. Also recorded a career-high four tackles.
- Against Kansas City (12/2), collected the team's first blocked kick of the season on Harrison Butker's extra-point attempt in the second quarter.

#### COLLEGE:

- Played three seasons at Louisiana State (2015-17), appearing in 31 games with 28 starts and posting 130 tackles, 21 sacks and 26.5 tackles for loss.
- Was named Associated Press All-SEC first team in both 2017 and 2016. Earned second-team All-SEC honors from coaches in 2016.
- When he left LSU, his 21 career sacks were tied for third-most in school history with Gabe Northern.
- As a junior (2017), started eight contests and racked up 33 tackles, 5.5 for loss, four sacks and one forced fumble en route to first-team All-SEC honors.
- As a sophomore (2016), named first-team All-SEC after setting the school record with 12 sacks, while also leading the team with 14.5 tackles for loss. Collected 56 total stops and added three forced fumbles, a fumble recovery and three passes defended.
- As a freshman (2015), appeared in all 12 games, starting the final nine, totaling 41 tackles, five sacks, a pass defended and a fumble recovery. Earned Freshman All-American honors and was named to the SEC All-Freshman team.
- Majored in interdisciplinary studies at Louisiana State.

#### PERSONAL:

- Attended Hapeville Charter Academy in Atlanta, Ga. and was unanimously rated as a four-star prospect by Rivals, 247Sports, Scout and ESPN.
- Was invited to play in the Under Armour All-American Game and was a Class 2A first-team All-State selection. Was a member of Rivals 250, Scout 300, 247Sports Top 247 and ESPN 300.
- As a senior (2014), tallied 15.5 sacks.
- As a junior (2013), accounted for over 100 tackles and eight sacks.
- As a sophomore (2012), notched 12 sacks.
- Son of Nicole Spencer and Arden Key Sr.
- Follow Key on Instagram at @ardenkey.
- Follow Key on X at @ArdenKeyEI.
- Born Arden Key Jr. on May 3, 1996 in Lithonia, Ga.

# ARDEN KEY'S GAME-BY-GAME

## 2018 Oakland Raiders

Date	Opp	W/L	P/S	Tot Solo Asst	Sk - Yds	QBP	TFL	Int- Yds -TD	PD	FF	FR - Yds	SpT				
Sept 10	LAR	L	p	3	1	2	0.0	0.0	0	0	0	0	0	0	0	
Sept 16	@ Den	L	p	2	2	0	0.0	0.0	2	1	0	0	0	0	0	0
Sept 23	@ Mia	L	p	2	1	1	0.0	0.0	2	0	0	0	0	0	0	0
Sept 30	Cle	W	p	1	1	0	0.0	0.0	0	1	0	0	0	0	0	0
Oct 7	@ LAC	L	p	1	1	0	0.0	0.0	0	0	0	0	0	0	0	0
Oct 14	Sea	L	S	4	4	0	1.0	0.0	2	1	0	0	0	0	0	0
Oct 28	Ind	L	S	2	0	2	0.0	8.0	0	0	0	0	0	0	0	0
Nov 1	@ SF	L	p	0	0	0	0.0	0.0	0	0	0	0	0	0	0	0
Nov 11	LAC	L	S	4	3	1	0.0	0.0	1	0	0	0	0	0	0	0
Nov 18	@ Ari	W	S	0	0	0	0.0	0.0	0	0	0	0	0	0	0	0
Nov 25	@ Bal	L	S	3	2	1	0.0	0.0	0	0	0	0	0	0	0	0
Dec 2	KC	L	S	0	0	0	0.0	0.0	1	0	0	0	0	0	0	0
Dec 9	@ Pit	W	S	2	2	0	0.0	0.0	1	0	0	0	0	0	0	0
Dec 16	@ Cin	L	S	3	1	2	0.0	0.0	1	0	0	0	0	0	0	0
Dec 24	Den	W	S	2	2	0	0.0	0.0	1	1	0	0	0	0	0	0
Dec 30	@ KC	L	S	1	1	0	0.0	0.0	2	0	0	0	0	0	0	0
<b>Totals</b>			<b>4-12</b>	<b>16/10</b>	<b>30</b>	<b>21</b>	<b>9</b>	<b>1.0</b>	<b>8.0</b>	<b>13</b>	<b>4</b>	<b>0</b>	<b>0</b>	<b>0</b>	<b>0</b>	<b>0</b>

## 2019 Oakland Raiders

Date	Opp	W/L	P/S	Tot Solo Asst	Sk - Yds	QBP	TFL	Int- Yds -TD	PD	FF	FR - Yds	SpT				
Sept 9	Den	W	p	1	0	1	0.0	0.0	3	0	0	0	0	0	0	0
Sept 15	KC	L	p	0	0	0	0.0	0.0	1	0	0	0	0	0	0	0
Sept 22	@ Min	L	p	0	0	0	0.0	0.0	0	0	0	0	0	0	0	0
Sept 29	@ Ind	W	p	0	0	0	0.0	0.0	2	0	0	0	0	0	0	0
Oct 6	Chi	W	p	0	0	0	0.0	0.0	4	0	0	0	0	0	0	0
Oct 20	@ GB	L	IA													
Oct 27	@ Hou	L	p	2	2	0	1.0	10.0	2	1	0	0	0	0	0	0
Nov 3	Det	W	p	1	1	0	1.0	13.0	2	1	0	0	0	0	0	0
Nov 7	LAC							Placed on injured reserve on Nov. 7, 2019								
<b>Totals</b>			<b>4-4</b>	<b>7/0</b>	<b>4</b>	<b>3</b>	<b>1</b>	<b>2.0</b>	<b>23.0</b>	<b>14</b>	<b>2</b>	<b>0</b>	<b>0</b>	<b>0</b>	<b>0</b>	<b>0</b>

## 2020 Las Vegas Raiders

Date	Opp	W/L	P/S	Tot Solo Asst	Sk - Yds	QBP	TFL	Int- Yds -TD	PD	FF	FR - Yds	SpT				
Sept 13	@ Car	W	p	0	0	0	0.0	0.0	0	0	0	0	0	0	0	0
Sept 21	NO	W	p	0	0	0	0.0	0.0	6	0	0	0	0	0	0	0
Sept 27	@ NE	L	p	0	0	0	0.0	0.0	1	0	0	0	0	1	0	0
Oct 4	Buf	L	p	1	0	1	0.0	0.0	4	0	0	0	0	1	0	0
Oct 11	@ KC	W	p	2	2	0	0.0	0.0	2	1	0	0	0	0	0	0
Oct 25	TB	L	p	0	0	0	0.0	0.0	0	0	0	0	0	0	0	0
Nov 1	@ Cle	W	IA													
Nov 8	@ LAC	W	IA													
Nov 15	Den	W	p	2	2	0	0.0	0.0	2	0	0	0	0	0	0	0
Nov 22	KC	L	p	2	1	1	0.0	0.0	0	1	0	0	0	0	0	0
Nov 29	@ Atl	L	p	0	0	0	0.0	0.0	4	0	0	0	0	0	0	0
Dec 6	@ NYJ	W	p	2	2	0	0.0	0.0	1	0	0	0	0	0	0	0
Dec 13	Ind	L	p	1	1	0	0.0	0.0	4	0	0	0	0	0	0	0
Dec 17	LAC	L	p	1	1	0	0.0	0.0	0	0	0	0	0	0	0	0
Dec 26	Mia	L	p	2	1	1	0.0	0.0	3	0	0	0	0	0	0	0
Jan 3	@ Den	W	p	2	0	2	0.0	0.0	1	0	0	0	0	0	0	0
<b>Totals</b>			<b>8-8</b>	<b>14/0</b>	<b>15</b>	<b>10</b>	<b>5</b>	<b>0.0</b>	<b>0.0</b>	<b>28</b>	<b>2</b>	<b>0</b>	<b>0</b>	<b>2</b>	<b>0</b>	<b>0</b>

## 2021 San Francisco 49ers

Date	Opp	W/L	P/S	Tot Solo Asst	Sk - Yds	QBP	TFL	Int- Yds -TD	PD	FF	FR - Yds	SpT				
Sept 12	@ Det	W	p	1	1	0	0.0	0.0	2	0	0	0	0	0	0	0
Sept 19	@ Phi	W	p	1	1	0	0.0	0.0	1	0	0	0	0	1	0	0
Sept 26	GB	L	p	0	0	0	0.0	0.0	0	0	0	0	0	0	0	0
Oct 3	Sea	L	p	2	1	1	0.0	0.0	0	0	0	0	0	0	0	0
Oct 10	@ Ari	L	p	1	0	1	0.0	0.0	0	0	0	0	0	0	0	0
Oct 24	Ind	L	p	2	2	0	0.0	0.0	0	0	0	0	0	0	0	0
Oct 31	@ Chi	W	p	0	0	0	0.0	0.0	1	0	0	0	0	0	0	0
Nov 7	Ari	L	p	1	1	0	1.0	4.0	3	1	0	0	0	0	0	0
Nov 15	LAR	W	p	2	2	0	1.0	8.0	1	1	0	0	0	0	0	0
Nov 21	@ Jax	W	p	2	1	1	1.0	6.0	1	1	0	0	0	0	0	0
Nov 28	Min	W	p	2	0	2	0.0	0.0	0	0	0	0	0	0	0	0
Dec 5	@ Sea	L	p	3	0	3	0.5	4.5	1	0	0	0	0	0	0	0
Dec 12	@ Cin	W	p	1	0	1	0.5	4.5	3	0	0	0	0	0	0	0
Dec 19	Atl	W	p	1	1	0	1.0	11.0	3	1	0	0	0	0	0	0
Dec 23	@ Ten	L	p	1	0	1	0.0	0.0	1	0	0	0	0	0	0	0
Jan 2	Hou	W	p	1	1	0	1.0	9.0	6	1	0	0	0	0	0	0
Jan 9	@ LAR	W	p	1	0	1	0.5	5.0	2	0	0	0	0	0	0	0
<b>Totals</b>			<b>10-7</b>	<b>17/0</b>	<b>22</b>	<b>11</b>	<b>11</b>	<b>6.5</b>	<b>51.5</b>	<b>25</b>	<b>5</b>	<b>0</b>	<b>0</b>	<b>1</b>	<b>0</b>	<b>0</b>

### Playoffs

Jan 16	@ Dal	W	p	1	1	0	0.0	0.0	1	0	0	0	0	0	0	0
Jan 22	@ GB	W	p	1	0	1	0.0	0.0	1	0	0	0	0	0	0	0
Jan 30	@ LA	L	p	0	0	0	0.0	0.0	1	0	0	0	0	0	0	0
<b>Totals</b>			<b>2-1</b>	<b>3/0</b>	<b>2</b>	<b>1</b>	<b>1</b>	<b>0.0</b>	<b>0.0</b>	<b>3</b>	<b>0</b>	<b>0</b>	<b>0</b>	<b>0</b>	<b>0</b>	<b>0</b>

## 2022 Jacksonville Jaguars

Date	Opp	W/L	P/S	Tot Solo Asst	Sk - Yds	QBP	TFL	Int- Yds -TD	PD	FF	FR - Yds	SpT				
Sept 11	@ Was	L	p	0	0	0	0.0	0.0	0	0	0	0	0	0	0	0
Sept 18	Ind	W	p	1	1	0	1.0	8.0	1	1	0	0	0	0	0	0
Sept 25	@ LAC	W	p	1	1	0	0.0	0.0	2	1	0	0	0	0	0	0
Oct 2	@ Phi	L	p	1	1	0	0.0	0.0	0	0	0	0	0	0	0	0
Oct 9	Hou	L	p	0	0	0	0.0	0.0	2	0	0	0	0	0	0	0
Oct 16	@ Ind	L	p	1	1	0	0.0	0.0	1	0	0	0	0	0	0	0
Oct 23	NYG	L	p	2	2	0	0.0	0.0	0	0	0	0	0	0	0	0
Oct 30	Den	L	p	2	1	1	1.0	7.0	3	1	0	0	1	0	0	0
Nov 6	LV	W	p	1	0	1	0.0	0.0	0	0	0	0	0	0	0	0
Nov 13	@ KC	L	p	2	2	0	0.0	0.0	1	0	0	0	0	0	0	0
Nov 27	Bal	W	p	0	0	0	0.0	0.0	2	0	0	0	0	1	0	0
Dec 4	@ Det	L	p	3	2	1	0.0	0.0	1	0	0	0	0	0	0	0
Dec 11	@ Ten	W	p	4	2	2	1.0	6.0	6	1	0	0	0	0	1	0
Dec 18	Dal	W	S	3	1	2	1.5	9.5	4	1	0	0	0	0	0	0
Dec 22	@ NYJ	W	S	1	0	1	0.0	0.0	2	0	0	0	0	0	0	0
Jan 1	@ Hou	W	S	2	1	1	0.0	0.0	4	0	0	0	0	0	0	0
Jan 7	Ten	W	p	3	1	2	0.0	0.0	9	0	0	0	0	0	0	0
<b>Totals</b>			<b>9-8</b>	<b>17/3</b>	<b>27</b>	<b>16</b>	<b>11</b>	<b>4.5</b>	<b>30.5</b>	<b>38</b>	<b>5</b>	<b>0</b>	<b>0</b>	<b>0</b>	<b>2</b>	<b>0</b>

### Playoffs

Jan 14	LAC	W	p	1	0	1	0.0	0.0	1	0	0	0	0	1	0	0
Jan 21	@ KC	L	p	1	1	0	0.0	0.0	1	0	0	0	0	0	0	0
<b>Totals</b>			<b>1-1</b>	<b>2/0</b>	<b>2</b>	<b>1</b>	<b>1</b>	<b>0.0</b>	<b>0.0</b>	<b>2</b>	<b>0</b>	<b>0</b>	<b>0</b>	<b>0</b>	<b>1</b>	<b>0</b>

## 2023 Tennessee Titans

Date	Opp	W/L	P/S	Tot Solo Asst	Sk - Yds	QBP	TFL	Int- Yds -TD	PD	FF	FR - Yds	SpT				
Sept 10	@ NO	L	p	4	1	3	1.5	9.5	11	1	0	0	0	1	0	0
Sept 17	LAC	W	p	0	0	0	0.0	0.0	4	0	0	0	0	0	0	0
Sept 24	@ Cle	L	S	3	1	2	0.0	0.0	3	0	0	0	0	0	0	0
Oct 1	Cin	W	p	1	1	0	1.0	10.0	2	1	0	0	0	0	0	0
Oct 8	@ Ind	L	p	2	0	2	0.0	0.0	2	0	0	0	0	0	0	0
Oct 15	Bal	L	p	0	0	0	0.0	0.0	4	0	0	0	0	0	0	0
Oct 29	Atl	W	S	2	0	2	0.0	0.0	4	0	0	0	0			



## ARDEN KEY'S NFL STATISTICS

REGULAR SEASON				TACKLES							INTERCEPTIONS					FUMBLES			
Year	Team	GP	GS	Tot	Solo	Asst	Sk	Yds	QBP	TFL	No	Yds	Lg	TD	PD	FF	FR	Yds	SpT
2018	Oakland	16	10	30	21	9	1.0	8.0	13	4	0	0	0	0	0	0	0	0	0
2019	Oakland	7	0	4	3	1	2.0	23.0	14	2	0	0	0	0	0	0	0	0	0
2020	Las Vegas	14	0	15	10	5	0.0	0.0	28	2	0	0	0	0	2	0	0	0	0
2021	San Francisco	17	0	22	11	11	6.5	51.5	25	5	0	0	0	0	1	0	0	0	0
2022	Jacksonville	17	3	27	16	11	4.5	30.5	38	5	0	0	0	0	2	0	1	0	0
2023	Tennessee	17	9	30	17	13	6.0	43.0	57	4	0	0	0	0	2	2	0	0	0
2024	Tennessee	16	15	42	24	18	6.5	38.0	38	11	0	0	0	0	1	2	1	0	0
<b>NFL Totals</b>		<b>104</b>	<b>37</b>	<b>170</b>	<b>102</b>	<b>68</b>	<b>26.5</b>	<b>194.0</b>	<b>213</b>	<b>33</b>	<b>0</b>	<b>0</b>	<b>0</b>	<b>0</b>	<b>8</b>	<b>4</b>	<b>2</b>	<b>0</b>	<b>0</b>

PLAYOFFS				TACKLES							INTERCEPTIONS					FUMBLES			
Year	Team	GP	GS	Tot	Solo	Asst	Sk	Yds	QBP	TFL	No	Yds	Lg	TD	PD	FF	FR	Yds	SpT
2021	San Francisco	3	0	2	1	1	0.0	0.0	3	0	0	0	0	0	0	0	0	0	0
2022	Jacksonville	2	0	2	1	1	0.0	0.0	2	0	0	0	0	0	1	0	0	0	0
<b>NFL Totals</b>		<b>5</b>	<b>0</b>	<b>4</b>	<b>2</b>	<b>2</b>	<b>0.0</b>	<b>0.0</b>	<b>5</b>	<b>0</b>	<b>0</b>	<b>0</b>	<b>0</b>	<b>0</b>	<b>1</b>	<b>0</b>	<b>0</b>	<b>0</b>	<b>0</b>

### Single-Game Highs

Tackles - **6 at Detroit (10/27/24)**

Sacks - **2 at Detroit (10/27/24)**

Quarterback Pressures - 11 at New Orleans (9/10/23)

Forced Fumble - **1 (Four times, last vs. New England 11/3/24)**

Fumble Recovery - **1 (Twice, last at Miami 9/30/24)**

Passes Defensed - **1 (Eight times, last at Chicago 9/8/24)**

### Additional Career Statistics

Blocked PAT - 1 (2018)

### Playoff Single-Game Highs

Tackles - 1 (Four times, last at Kansas City 1/21/23)

Quarterback Pressures - 1 (Five times, last at Kansas City 1/21/23)

Passes Defensed - 1 vs. L.A. Chargers (1/14/23)

# 12 MASON KINSEY

WIDE RECEIVER • 5'11" • 200 LBS

COLLEGE: BERRY COLLEGE • ACQUIRED: FREE AGENT - 2021  
NFL EXPERIENCE (NFL/TITANS): 2/2 • HOMETOWN: DEMOREST, GA.  
GAMES PLAYED/GAMES STARTED: 14/0 (PLAYOFFS: 0/0)



**PRO:** The Titans brought back Mason Kinsey during the 2021 offseason to add depth to the receiving corps and return experience. The 5-foot-11-inch, 200-pounder originally signed with the Titans as a rookie free agent following the 2020 NFL Draft but was waived following training camp. The Demorest, Ga., native has also spent time on the New England Patriots' practice squad. In three seasons with the Titans, Kinsey has appeared in nine games, mostly seeing time as a punt returner. In 2023, he returned 11 punts for 100 yards while adding a reception on offense for six yards in six games played.

#### CAREER HIGHLIGHTS:

- In 2023, Kinsey appeared as a reserve in six games returning 11 punts and recording one reception for a career-long six yards.
- In 2022, Kinsey appeared as a reserve in two contests and recorded his first career NFL reception.
- In 2021, Kinsey made his NFL debut as a reserve at punt returner.

#### TITANS TIDBITS:

- At Berry College, Kinsey's career receptions (203), receiving yardage (3,343) and receiving touchdowns (50) all rank first in school history, and his career receiving yardage and touchdowns set Southern Athletic Association records.

#### CAREER TRANSACTIONS:

- The Demorest, Ga., native originally signed with the Titans as a rookie free agent following the 2020 NFL Draft.
- Waived by the Titans on Sept. 5, 2020.
- Signed by the New England Patriots to the team's practice squad on Sept. 8, 2020.
- Waived by the Patriots on Oct. 1, 2020.
- Signed by the Patriots to the team's practice squad on Oct. 19, 2020.
- Waived by the Patriots on Nov. 18, 2020.
- Signed by the Titans on Jan. 21, 2021.
- Waived by the Titans on Aug. 31, 2021 and signed to the team's practice squad a day later.
- Activated from the practice squad to the active roster standard elevation on Oct. 23, 2021.
- Waived by the Titans on Aug. 30, 2022 and signed to the team's practice squad a day later.
- Activated from the practice squad to the active roster standard elevation on Oct. 22, 2022.
- Activated from the practice squad to the active roster standard elevation on Dec. 17, 2022.
- Waived by the Titans on Aug. 29, 2023 and signed to the team's practice squad a day later.
- Signed by the Titans to their active roster from the practice squad on Sept. 22, 2023.
- Waived by the Titans on Oct. 2, 2023 and signed to the team's practice squad two days later.
- Signed by the Titans to their active roster from the practice squad on Dec. 16, 2023.
- Waived by the Titans on Aug. 27, 2024 and signed to the team's practice squad a day later.
- Signed by the Titans to the active roster from the practice squad on Oct. 26, 2024.
- Waived by the Titans on Oct. 29, 2024 and signed to the team's practice squad two days later.
- Signed by the Titans to the active roster from the practice squad on Dec.

7, 2024.

#### SEASON RECAPS:

**2024 (5/0 - Tennessee):** Spent the 11 games of the season on the Titans' practice squad.

- At Detroit (10/27), made his season debut as a reserve at wide receiver and on special teams.
- Against Jacksonville (12/8), played as a reserve at wide receiver and punt returner. Returned one punt for six yards.
- Against Cincinnati (12/15), saw action as a reserve at wide receiver and snared one reception for 11 yards.
- At Indianapolis (12/22), played as a reserve at wide receiver and collected a six-yard reception. Returned three punts for 23 yards.
- At Jacksonville (12/29), saw action as a reserve at wide receiver and on special teams. Returned one punt for nine yards.

**2023 (6/0 - Tennessee):** Saw action in six games as a reserve and returned 11 punts for 100 yards. Added one reception for six yards. Spent 11 games on the team's practice squad.

- At Cleveland (9/24), made his season debut as a reserve and returned a punt for 13 yards.
- Against Cincinnati (10/1), returned three punts for 37 yards with a long return of 21 yards. Gave the Titans better field position with a 21-yard punt return to the Titans' 31-yard line in the second quarter.
- Against Houston (12/17), returned four punts for 17 yards.
- Against Seattle (12/24), hauled in one reception for six yards and returned one punt for 11 yards.
- At Houston (12/31), returned two punts for 22 yards with a long return of 13 yards.
- Against Jacksonville (1/7), played as a reserve at wide receiver and on special teams.

**2022 (2/0 - Tennessee):** Played as a reserve in two games and caught one pass for three yards. Returned two punts for zero yards. Spent 15 weeks on the Titans' practice squad.

- Against Indianapolis (10/23), made his season debut as a reserve at wide receiver and hauled in his first career reception for three yards.
- At L.A. Chargers (12/18), returned two punts with three fair catches.

**2021 (1/0, 0/0 - Tennessee):** Saw action as a reserve in one contest. Spent the remaining 16 regular season games and the postseason contest on the team's practice squad. Made his NFL debut against Kansas City (10/24/21).

- Against Kansas City (10/24), saw action in his first NFL contest as a reserve at punt returner and registered a fair catch.

**2020 (0/0 - New England):** Spent a portion of the season on the Patriots' practice squad.

#### COLLEGE:

- Appeared in 43 games with 35 starts over four seasons (2016-19) at Berry College. Totaled 203 receptions for 3,343 yards and 50 touchdowns, all of which rank first in program history. His career receiving yardage and touchdowns set Southern Athletic Association records. Added 16 kick returns for 406 yards with one score and 17 punt returns for 181 yards.
- As a senior (2019), started all 11 games and caught 65 passes for 1,221 yards and 16 touchdowns. Returned 13 kicks for 375 yards and one touchdown and returned 17 punts for 181 yards. Earned All-SAA first team recognition.

- As a junior (2018), started all 12 games and made 52 catches for 776 yards and 16 touchdowns. Earned All-SAA first-team honors.
- As a sophomore (2017), started all 12 games and totaled 77 receptions for 1,245 yards and 17 touchdowns, all of which were career highs and school records. Averaged 103.8 yards per game. Earned All-SAA first-team recognition and All-Region honors.
- As a freshman (2016), saw action in eight games and caught nine passes for 101 yards and a score.
- Majored in communications at Berry College.

**PERSONAL:**

- Attended Habersham Central (Ga.) where he was a two-time All-Region selection and the second all-time leading receiver in school history.
- Son of Janet and Shane Kinsey.
- Follow Kinsey on Instagram at @masonkinsey12 and on X at @masonkinsey87.

- Born Mason Shane Kinsey on Aug. 29, 1998 in Demorest, Ga.

## MASON KINSEY'S OFFENSIVE GAME-BY-GAME

2022 Tennessee Titans				RECEIVING					
Date	Opp.	W/L	P/S	No	Yds	Avg	Lg	TD	
Sept 11	NYG	L	PS						
Sept 19	@ Buf	L	PS						
Sept 25	LV	W	PS						
Oct 2	@ Ind	W	PS						
Oct 9	@ Was	W	PS						
Oct 23	Ind	W	p	1	3	3.0	3	0	
Oct 30	@ Hou	W	PS						
Nov 6	@ KC	L	PS						
Nov 13	Den	W	PS						
Nov 17	@ GB	W	PS						
Nov 27	Cin	L	PS						
Dec 4	@ Phi	L	PS						
Dec 11	Jax	L	PS						
Dec 18	@ LAC	L	p	0	0	-	0	0	
Dec 24	Hou	L	PS						
Dec 29	Dal	L	PS						
Jan 7	@ Jax	L	PS						
<b>Totals</b>		<b>7-10</b>	<b>2/0</b>	<b>1</b>	<b>3</b>	<b>3.0</b>	<b>3</b>	<b>0</b>	

2023 Tennessee Titans				RECEIVING					
Date	Opp.	W/L	P/S	No	Yds	Avg	Lg	TD	
Sept 10	@ NO	L	PS						
Sept 17	LAC	W	PS						
Sept 24	@ Cle	L	p	0	0	-	0	0	
Oct 1	Cin	W	p	0	0	-	0	0	
Oct 8	@ Ind	L	PS						
Oct 15	Bal	L	PS						
Oct 29	Atl	W	PS						
Nov 2	@ Pit	L	PS						

Nov 12	@ TB	L	PS					
Nov 19	@ Jax	L	PS					
Nov 26	Car	W	PS					
Dec 3	Ind	L	PS					
Dec 11	@ Mia	W	PS					
Dec 17	Hou	L	p	0	0	-	0	0
Dec 24	Sea	L	p	1	6	6.0	6	0
Dec 31	@ Hou	L	p	0	0	-	0	0
Jan 7	Jax	W	p	0	0	-	0	0
<b>Totals</b>		<b>6-11</b>	<b>6/0</b>	<b>1</b>	<b>6</b>	<b>6.0</b>	<b>6</b>	<b>0</b>

2024 Tennessee Titans				RECEIVING					
Date	Opp.	W/L	P/S	No	Yds	Avg	Lg	TD	
Sept 8	@ Chi	L	PS						
Sept 15	NYJ	L	PS						
Sept 22	GB	L	PS						
Sept 30	@ Mia	W	PS						
Oct 13	Ind	L	PS						
Oct 20	@ Buf	L	PS						
Oct 27	@ Det	L	p	0	0	-	0	0	
Nov 3	NE	W	PS						
Nov 10	@ LAC	L	PS						
Nov 17	Min	L	PS						
Nov 24	@ Hou	W	PS						
Dec 1	@ Was	L	PS						
Dec 8	Jax	L	p	0	0	-	0	0	
Dec 15	Cin	L	p	1	11	11.0	11	0	
Dec 22	@ Ind	L	p	1	6	6.0	6	0	
Dec 29	@ Jax	L	p	0	0	-	0	0	
Jan 4/5	Hou								
<b>Totals</b>		<b>3-13</b>	<b>5/0</b>	<b>2</b>	<b>17</b>	<b>8.5</b>	<b>11</b>	<b>0</b>	



## MASON KINSEY'S NFL STATISTICS

REGULAR SEASON		RECEIVING							RUSHING				
Year	Team	GP	GS	No	Yds	Avg	Lg	TD	Att	Yds	Avg	Lg	TD
2020	New England												
Practice Squad													
2021	Tennessee	1	0	0	0	-	0	0	0	0	-	0	0
2022	Tennessee	2	0	1	3	3.0	3	0	0	0	-	0	0
2023	Tennessee	6	0	1	6	6.0	6	0	0	0	-	0	0
2024	Tennessee	5	0	2	17	8.5	11	0	0	0	-	0	0
<b>NFL Totals</b>		<b>14</b>	<b>0</b>	<b>4</b>	<b>26</b>	<b>6.5</b>	<b>11</b>	<b>0</b>	<b>0</b>	<b>0</b>	<b>-</b>	<b>0</b>	<b>0</b>

REGULAR SEASON		PUNT RETURNS						KICKOFF RETURNS					
Year	Team	No	FC	Yds	Avg	Lg	TD	No	Yds	Avg	Lg	TD	
2020	New England												
Practice Squad													
2021	Tennessee	0	1	0	-	0	0	0	0	-	0	0	
2022	Tennessee	2	3	0	0.0	0	0	0	0	-	0	0	
2023	Tennessee	11	6	100	9.1	21	0	0	0	-	0	0	
2024	Tennessee	5	4	38	7.6	9	0	0	0	-	0	0	
<b>NFL Totals</b>		<b>18</b>	<b>14</b>	<b>138</b>	<b>7.7</b>	<b>21</b>	<b>0</b>	<b>0</b>	<b>0</b>	<b>-</b>	<b>0</b>	<b>0</b>	

### Single-Game Highs

Receptions - 1 (**Four times, last at Indianapolis 12/22/24**)  
 Receiving Yards - **11 vs. Cincinnati (12/15/24)**  
 Long Reception - **11 vs. Cincinnati (12/15/24)**  
 Punt Returns - 4 vs. Houston (12/17/23)  
 Punt Return Yards - 37 vs. Cincinnati (10/1/23)  
 Punt Return Long - 21 vs. Cincinnati (10/1/23)

### Additional Statistics

Special Teams Fumble Recovery - 1 (2022)

# 58 HAROLD LANDRY III

OUTSIDE LINEBACKER • 6'2" • 252 LBS

COLLEGE: BOSTON COLLEGE • ACQUIRED: 2ND ROUND - 2018

NFL EXPERIENCE (NFL/TITANS): 7/7 • HOMETOWN: SPRING LAKE, N.C.

GAMES PLAYED/GAMES STARTED: 97/78 (PLAYOFFS: 5/5)



PRO BOWL: 2021

**PRO:** The Titans traded up to select outside linebacker Harold Landry III with the 41st overall pick in the second round of the 2018 NFL Draft. During his first six NFL seasons, Landry totaled a team-leading 41.5 sacks—good for 11th place on the franchise's all-time career sack list. In the organization's "Titans era" (1999–present), his 41.5 sacks through 2023 trailed only Jevon Kearse (52), Jurrell Casey (51) and Derrick Morgan (44.5). Landry's total included 10.5 sacks in 2023 after missing the entire 2022 campaign due to injury. Prior to the injury, he participated in 64 consecutive contests with 52 straight starts. The 6-foot-2-inch, 252-pound Boston College product possesses a unique ability to bend the edge as a pass rusher and use his speed, athleticism and long arms to get to the quarterback. He signed a multi-year contract extension during the 2022 offseason.

#### CAREER HIGHLIGHTS:

- In 2023, Landry played in all 17 games after missing the entire 2022 campaign due to injury. He ranked second on the team with 10.5 sacks, producing his second-best career total (12 sacks in 2021). In doing so, he became the NFL's third veteran player since 1982 to miss an entire NFL season and come back the next year to record at least 10 sacks. The only previous players to do so were a pair of New Orleans Saints: Joe Johnson in 2000 (12 sacks) and Charlie Clemons in 2001 (13.5 sacks). Landry's 14 tackles for loss led the defense and matched his career high.
- In 2021, Landry was named to his first career Pro Bowl after ranking 10th in the NFL and leading the team with career-high 12 sacks. He also led the team with 14 tackles for loss and ranked second on the squad with a career-best 49 quarterback pressures.
- In 2021, Landry posted eight consecutive games with at least a half sack, the longest such streak of his career, joining Jevon Kearse (12 consecutive games from 1999 to 2000) as the franchise's only players to accomplish the feat since individual sacks became an official statistic in 1982.
- In 2020, Landry recorded 16 starts for the second consecutive season. He led the team with 5.5 sacks, a career-high 32 quarterback pressures and a career-high 10 tackles for loss.
- In 2019, Landry started all 16 games and led the team with a career-high nine sacks. He started all three postseason games in 2019 and tallied a team-best eight quarterback pressures.
- In 2018, made his NFL debut and appeared in 15 games on the season. His 4.5 sacks tied for third on the team and his 18 quarterback pressures tied for second.

#### TITANS TIDBITS:

- Landry could have entered the NFL Draft following his 16.5-sack junior season at Boston College. However, he chose to stay in school and received his degree in communications in December 2017.
- Landry enjoys traveling. One of his favorite getaways is Destin, Fla.
- He and his son, Greyson, share the same June 5 birthday.
- Landry's 26 career sacks at Boston College were exceeded in school history by only Mathias Kiwanuka (37.5 from 2002-05).
- In 2016, he set a Boston College record and led the nation with 16.5 sacks. His seven forced fumbles also ranked first nationally.

#### CAREER TRANSACTIONS:

- The Spring Lake, N.C., native was selected by the Titans in the second round (41st overall) of the 2018 NFL Draft.

#### SEASON RECAPS:

- 2024 (16/16):** Leads the team with eight sacks and 13 tackles for loss. Tied for the team lead with 40 quarterback pressures. Has tied for the team lead in tackles once in 2024 (at CHI). Has led or tied for the team lead in sacks seven times in 2024 (at CHI, vs. NYJ, at MIA, vs. NE, at HST, vs. JAX, vs. CIN). Has led or tied for the team lead in quarterback pressures seven times in 2024 (at CHI, vs. NYJ, at MIA, vs. IND, at BUF, at HST, vs. JAX). Has led the team in passes defended once in 2024 (vs. NYJ). Moved past Robert Brazile (48.0) for eighth place in franchise history in career sacks against Jacksonville (12/8/24). Moved ahead of Derrick Morgan (44.5) and Ted Washington (45.0) for ninth place in franchise history in career sacks at Miami (9/30/24).
- At Chicago (9/8), started at outside linebacker and tied for the team lead with six tackles, including a sack and a team-best three quarterback pressures. Teamed with Roger McCreary to drop Gerald Everett for a one-yard loss on a short pass in the opening stanza. Ended a Bears' drive by sacking Caleb Williams for a 10-yard loss on third-and-20 in the third quarter.
  - Against N.Y. Jets (9/15), collected three tackles and registered team-highs in sacks (2), quarterback pressures (4) and passes defended (2). Registered his sixth career game with two or more sacks. Became the first Titans player with two sacks and two passes defended in a game since defensive end Carlos Hall did so against Philadelphia on Sept. 8, 2002. Dropped Aaron Rodgers for a five-yard sack midway through the second quarter. Batted down a pass intended for Braelon Allen in the second stanza. Deflected a pass intended for Tyler Conklin in the third quarter. On the next play, ended a Jets' drive by sacking Rodgers for a seven-yard loss on third-and-10.
  - Against Green Bay (9/22), notched four tackles and two quarterback pressures.
  - At Miami (9/30), totaled five tackles, including a sack and a team-high-tying three quarterback pressures. Ended a Dolphins' drive by dropping Tyler Huntley for a nine-yard sack on third-and-six in the opening quarter. Teamed with L'Jarius Sneed to stop Jaylen Wright for no gain on a rush off right end in the second quarter. Supplied the pressure causing Huntley to intentionally ground the ball in the endzone resulting in a safety in the fourth quarter.
  - Against Indianapolis (10/13), registered seven tackles, including two stops for loss and a team-high-tying three quarterback pressures. Teamed with Kenneth Murray Jr. to stuff Trey Sermon for no gain on a rush off right tackle in the opening quarter. Stonewalled Sermon for a three-yard loss on a rush off left guard in the second quarter. Combined with Amani Hooker to stop Sermon for a two-yard loss on a rush up the middle late in the third stanza. Tackled Sermon for no gain on a rush off left tackle in the final quarter. Stopped Tyler Goodson for no gain on a carry up the middle late in the game.
  - At Buffalo (10/20), recorded four tackles, including a stop for loss, a pass defended and a team-high-tying three quarterback pressures. Stuffed James Cook for a one-yard loss on a rush up the middle late in the opening quarter. Broke up a pass intended for Dalton Kincaid late in the second stanza. Teamed with Darrell Baker Jr. to stop Ray Davis for no

gain on a rush off right guard in the third quarter.

- At Detroit (10/27), amassed two tackles.
- Against New England (11/3), totaled five tackles, a sack, another stop for loss, six quarterback pressures and a pass defended. Forced a long Patriots' field goal attempt that was no good with a four-yard sack of Drake Maye on third-and-five in the first stanza. Stopped Ja'Mycal Hasty for no gain on a rush up the middle late in the first half. Deflected a Drake Maye pass intended for Kayshon Boutte late in the fourth quarter.
- At L.A. Chargers (11/10), posted five tackles and two quarterback pressures.
- Against Minnesota (11/17), tallied six tackles with a quarterback pressure. Combined with Roger McCreary to stonewall Jordan Addison for a two-yard loss on a short pass in the second quarter.
- At Houston (11/24), notched three tackles, a sack and a team-best four quarterback pressures. Sealed the victory by sacking C.J. Stroud in the end zone for a safety late in the fourth quarter.
- At Washington (12/1), recorded three tackles, including a stop for loss and two quarterback pressures. Dropped Jayden Daniels for a two-yard loss on a rush off right end early in the second quarter.
- Against Jacksonville (12/8), notched two tackles, a sack and a team-best five quarterback pressures. Teamed with Otis Reese IV to stuff Tank Bigsby for a one-yard loss on a rush off left end in the first stanza. Dropped Mac Jones for a sack late in the second quarter. Improved his career total to 48.5 sacks, moving past Robert Brazile (48.0) for eighth place in franchise history.
- Against Cincinnati (12/15), amassed three tackles, including a sack and two quarterback pressures. Dropped Joe Burrow for a two-yard sack in the second quarter.
- At Indianapolis (12/22), finished third on the team with eight tackles. Teamed with Kenneth Murray Jr. to stuff Trey Sermon for no gain on a rush off right tackle in the second quarter.
- At Jacksonville (12/29), totaled three tackles. Combined with T'Vondre Sweat to stonewall Travis Etienne Jr. for no gain on a rush off left tackle in the opening stanza. Stuffed Tank Bigsby for no gain on a rush off right guard in the first quarter.

**2023 (17/10):** Returned after missing the entire 2022 season because of injury to play in all 17 games with 10 starts at outside linebacker and led the team with 14 tackles for loss. Ranked second on the team with 10.5 sacks and third on the squad with 48 quarterback pressures. Added 70 tackles. Became the team's first player since Kyle Vanden Bosch (2005 and 2007) with 10 or more sacks in multiple seasons. Led the team in tackles once (at TB). Led or tied for the team lead in sacks seven times (vs. LAC, vs. BAL, vs. ATL, at TB, at MIA, vs. SEA, at HOU). Led or tied for the team lead in quarterback pressures seven times (at PIT, at JAX, vs. IND, at MIA, vs. HOU, at HOU, vs. JAX). Named AFC Defensive Player of the Week after setting a career-high with three sacks at Miami (12/11/23).

- At New Orleans (9/10), returned to the lineup as a starter at outside linebacker after missing the entire 2022 campaign and notched a tackle and four quarterback pressures.
- Against L.A. Chargers (9/17), collected three tackles, including a sack and three quarterback pressures. Forced the Chargers' to settle for the game-tying field goal attempt by dropping Justin Herbert for an eight-yard sack on third-and-three with 20 seconds remaining in regulation.
- In London, against Baltimore (10/15), registered five tackles, including a sack, and a quarterback pressure. Forced the Ravens to settle for a field goal by containing and dropping Lamar Jackson for a four-yard loss on a third-and-one rush in the second quarter. Halted a Ravens' drive by sacking Jackson for a two-yard loss on third-and-nine in the third quarter.
- Against Atlanta (10/29), played as a reserve at outside linebacker and notched five tackles, including a career-high-tying two sacks and five quarterback pressures. Forced the Falcons to settle for a field goal by dropping Desmond Ridder for a three-yard sack on third-and-five in the opening stanza. Sacked Taylor Heinicke for an eight-yard loss midway through the fourth quarter.
- At Tampa Bay (11/12), started at outside linebacker and led the team with a career-best nine tackles, including a sack and three quarterback pressures. Ended a Buccaneers' drive by sacking Baker Mayfield for a seven-yard loss on third-and-11 in the final stanza.
- At Jacksonville (11/19), recorded seven tackles and tied for the team lead with three quarterback pressures. Stopped Travis Etienne for no gain on a short pass in the second quarter. Combined with Arden Key to stuff D'Ernest Johnson for no gain on a rush off left end in the third quarter. Combined with Rashad Weaver to stonewall Tank Bigsby for no

gain on a rush off left guard late in the final stanza. Brought down Bigsby for no gain on a rush off right guard late in the fourth quarter.

- Against Indianapolis (12/3), registered eight tackles, including a half sack and a team-high eight quarterback pressures. Forced the Colts to settle for a field goal by combining with Arden Key to sack Gardner Minshew II for a nine-yard loss on third-and-one in the fourth quarter.
- At Miami (12/11), named AFC Defensive Player of the Week after notching five tackles, including a career-best three sacks and a team-high-tying six quarterback pressures. Notched the team's first three-sack performance in the regular season since Jeffery Simmons (three) in 2021. Forced the Dolphins to settle for a field goal with a 10-yard sack of Tua Tagovailoa on third-and-three early in the fourth quarter. Made the Dolphins punt by dropping Tagovailoa for a nine-yard sack on third-and-six in the fourth quarter. Sealed the victory with a three-yard sack of Tagovailoa on fourth-and-two with less than 30 seconds remaining in the contest.
- Against Houston (12/17), tallied six tackles and tied for the team lead with four quarterback pressures. Stuffed Devin Singletary for no gain on a rush off left guard late in the first quarter. Stonewalled Steven Sims for no gain on a short pass in the second stanza. Forced the Texans to settle for a field goal by stopping Singletary for no gain on a third-and-one rush up the middle late in the second quarter. Forced an intentional grounding penalty with his pass rush in the second quarter.
- Against Seattle (12/24), produced four tackles, including a sack, another stop for loss and two quarterback pressures. Stuffed Kenneth Walker III for a two-yard loss on a rush up the middle in the second stanza. Dropped Geno Smith for a six-yard sack late in the fourth quarter.
- At Houston (12/31), recorded five tackles, including a sack, two other stops for loss and a team-best three quarterback pressures. His three tackles for loss tied his career high. Burst into the backfield and dropped Devin Singletary for a three-yard loss on a third-and-one rush late in the second quarter. Sacked C.J. Stroud for a 12-yard loss in the final stanza. Combined with Keondre Coburn to stuff Dameon Pierce for a one-yard loss on a rush up the middle in the fourth quarter.

**2022 (0/0):** Placed on injured reserve on Sept. 2 after suffering an injury in the preseason and missed the entire season.

**2021 (17/17, 1/1):** Named to his first career Pro Bowl. Started all 17 games at outside linebacker and ranked 10th in the NFL and led the team with career-high 12 sacks. Led the team with 14 tackles for loss. Ranked second on the squad with a career-best 49 quarterback pressures and tied for second on the club with 75 tackles. Added a forced fumble. Started the postseason contest and registered six tackles, including 1.5 sacks, five quarterback pressures and a stop for loss. Led the team in tackles twice (at SEA, at NYJ). Led or tied for the team lead in sacks seven times (vs. ARI, at NYJ, at JAX, vs. BUF, at IND, vs. JAX, vs. MIA). Led or tied for the team lead in quarterback pressures five times (vs. ARI, vs. IND, at NYJ, vs. MIA, vs. CIN).

- Against Arizona (9/12), started at outside linebacker and collected three tackles, including a sack and team-best five quarterback pressures. Chased down Kyler Murray for a two-yard sack in the first quarter.
- At Seattle (9/19), started at outside linebacker and led the team with seven tackles to go along with a quarterback pressure.
- Against Indianapolis (9/26), started at outside linebacker in his 50th career game and tallied four tackles, including a half sack and a career-high and team-best 12 quarterback pressures. Combined with Ola Adeniyi to sack Carson Wentz for a 10-yard loss on third-and-10 late in the third quarter.
- At N.Y. Jets (10/3), started at outside linebacker and led the team with seven tackles, including a sack, a team-best five quarterback pressures and two more tackles for loss. Stuffed Michael Carter for a four-yard loss on a short pass in the first quarter. Shot through the line and stonewalled Carter for a two-yard loss on a rush off right guard in the second quarter. Halted a Jets' drive by sacking Zach Wilson for an eight-yard loss on third-and-six late in the second quarter.
- At Jacksonville (10/10), started at outside linebacker and compiled seven tackles, including a team-high two sacks with three quarterback pressures. Stuffed James Robinson for no gain on a third-and-goal rush from the one-yard line in the second quarter. Dropped Trevor Lawrence for a four-yard sack just before halftime. Ended a Jaguars' drive by sacking Lawrence for a 13-yard loss on third-and-one in the third quarter.
- Against Buffalo (10/18), tied career-highs with eight tackles and two sacks, to go along with another stop for loss and two quarterback pressures. Became Tennessee's first player since Kyle Vanden Bosch



in 2005 with two or more sacks in consecutive games. Halted a Bills' drive by sacking Josh Allen for an eight-yard loss on third-and-10 in the first quarter. Dropped Allen for a three-yard sack in the second stanza. Teamed with Naquan Jones to stuff Josh Allen for no gain on a rush up the middle in the third quarter.

- Against Kansas City (10/24), started at outside linebacker and collected a sack for the fourth straight contest. Registered three quarterback pressures. Dropped Patrick Mahomes for an eight-yard sack in the fourth quarter. With 7.5 sacks, he tied William Fuller (1991) and Kyle Vanden Bosch (2005) for most sacks by a Titans player through a season's first seven games since individual sacks became an official statistic in 1982.
- At Indianapolis (10/31), started at outside linebacker and posted five tackles, including a sack in his fifth consecutive contest. Added four quarterback pressures and a forced fumble. Ended a Colts' drive by sacking Carson Wentz for a seven-yard loss on third-and-six in the second quarter. His 8.5 sacks in 2021 are the most by a Titans/Oiler player in the first eight games of a season since individual sacks became an official statistic in 1982. Tracked down a scrambling Carson Wentz and forced a fumble that was recovered by the Colts late in the second quarter.
- At L.A. Rams (11/7), tallied five tackles, including a half sack and four quarterback pressures. Teamed with Denico Autry to sack Matthew Stafford for a six-yard loss on third-and-six late in the third quarter.
- Against New Orleans (11/14), collected five tackles, including a sack and a quarterback pressure. Sacked Trevor Siemian for a three-yard loss late in the second quarter. Registered his eighth consecutive game with at least a half sack, which extended the longest such streak of his career, joining Jevon Kearse (12 consecutive games from 1999 to 2000) as the franchise's only players to accomplish the feat since individual sacks became an official statistic in 1982.
- Against Jacksonville (12/12), posted three tackles, including a sack and two quarterback pressures in the shutout victory. Halted the Jaguars' opening drive by dropping Trevor Lawrence for an eight-yard sack on third-and-11 in the first quarter. With 11 sacks in 2021, became the first Titans player with 11 sacks in a season since Jason Babin had 12.5 sacks in his 2010 Pro Bowl campaign.
- Against Miami (1/2), notched three tackles, a sack and tied for the team lead with two quarterback pressures. Combined with Zach Cunningham to stuff Phillip Lindsay for no gain on a rush up the middle in the first stanza. Forced a long field goal attempt that was no good by dropping Tua Tagovailoa for an eight-yard sack in the third quarter.
- Against Cincinnati (1/22), started at outside linebacker and posted six tackles, including 1.5 sacks and a team-high-tying five quarterback pressures. With 4.5 career postseason sacks in five games, he became the organization's first player with at least four career postseason sacks since individual sacks became an official statistic in 1982. Sacked Joe Burrow for an eight-yard loss in the first quarter. Teamed with Kyle Peko to sack Burrow for a seven-yard loss in the fourth quarter.

**2020 (16/16, 1/1):** Started all 16 games at outside linebacker and led the team with 5.5 sacks, 32 quarterback pressures and 10 tackles for loss. Notched 69 tackles, an interception and five passes defended. Started the postseason contest at outside linebacker and led the team with 10 tackles, including a team-high two sacks and four quarterback pressures. Led or tied for the team lead in sacks six times in 2020 (vs. BUF, vs. CHI, at BAL, at IND, at HOU, vs. BAL). Led or tied for the team lead in quarterback pressures 11 times in 2020 (at DEN, vs. JAX, vs. BUF, vs. CHI, at BAL, at IND, vs. CLE, at JAX, vs. DET, at HOU, vs. BAL). Led the team in tackles once in 2020 (vs. BAL). Tied for the team lead in passes defended twice in 2020 (vs. JAX, at CIN).

- At Denver (9/14), started at outside linebacker and collected four tackles, including a stop for loss and a team-best three quarterback pressures. Stopped Jerry Jeudy for a two-yard loss on a short pass in the fourth quarter.
- Against Jacksonville (9/20), started at outside linebacker and posted five tackles, an interception, three quarterback pressures and two passes defended. Came off the edge and deflected a pass intended for Collin Johnson in the second quarter. Sealed the victory by intercepting a Gardner Minshew II pass that was deflected by Jeffrey Simmons with 47 seconds remaining in the game.
- Against Buffalo (10/13), started at outside linebacker and tallied three tackles, including a sack. Dipped through the middle and dropped Josh Allen for a 10-yard sack in the second quarter.
- Against Houston (10/18), started at outside linebacker and produced six tackles, including a half sack, a stop for loss and two quarterback

pressures. Combined with DaQuan Jones to drop Deshaun Watson for a three-yard sack early in the first quarter. Shot through the line and dropped Duke Johnson for a two-yard loss on a rush up the middle early in the second quarter.

- Against Chicago (11/8), started at outside linebacker and tallied four tackles, including a sack, a team-best four quarterback pressures and a pass defended. Sacked Nick Foles for a nine-yard loss in the third quarter. Drew an intentional grounding call with a pass rush on Foles in the third quarter. Broke up a third-and-four pass intended for Darnell Mooney in the final quarter.
- Against Indianapolis (11/12), started at outside linebacker and collected five tackles, including a stop for loss. Stuffed Jonathan Taylor for no gain on a rush up the middle in the first stanza. Dropped Jordan Wilkins for a two-yard loss on a rush off right tackle in the fourth quarter.
- At Baltimore (11/22), started at outside linebacker and totaled seven tackles, including a sack and a quarterback pressure. Combined with Rashaan Evans to stuff Lamar Jackson for no gain on a rush early in the fourth quarter. Dropped Jackson for a nine-yard sack on the second play from scrimmage in overtime to help force a three-and-out, which preceded the Titans' game-winning drive.
- At Indianapolis (11/29), started at outside linebacker and recorded a sack and two quarterback pressures. Dropped Jacoby Brissett for a nine-yard sack late in the fourth quarter.
- At Green Bay (12/27), started at outside linebacker and tied a career-high with eight tackles, including a stop for loss. Stuffed Aaron Jones for a one-yard loss on a rush off right end in the third quarter.
- At Houston (1/3), started at outside linebacker and notched four tackles, including a sack and a team-best five quarterback pressures in the Titans' division-clinching victory. Forced the Texans to settle for a field goal by dropping Deshaun Watson for a seven-yard sack on third-and-10 in the second quarter.
- Against Baltimore (1/10), started at outside linebacker and led the team with 10 tackles, including a team-high two sacks and four quarterback pressures. His two sacks tied the franchise postseason record, as he became the fourth player in team annals to achieve the feat. Teamed with David Long Jr. to stop J.K. Dobbins for no gain on a rush off left tackle early in the second quarter. Sacked Lamar Jackson during the Ravens final drive of the first half. Dropped Jackson for a two-yard loss on a third-and-three rush up the middle in the third quarter. Sacked Jackson for no gain in the final stanza.

**2019 (16/16, 3/3):** Started all 16 games at outside linebacker and led the team with a career-high nine sacks. Ranked second on the squad with a career-best 28 quarterback pressures. Also notched a career-high 81 tackles, four stops for loss, an interception, a forced fumble and two fumble recoveries. Started all three postseason contests and recorded eight tackles, a sack, a team-best eight quarterback pressures, a stop for loss and a pass defended. Led or tied for the team lead in sacks eight times in 2019 (vs. IND, at ATL, vs. BUF, vs. TB, at CAR, vs. KC, vs. JAX, at IND). Led or tied for the team lead in quarterback pressures nine times in 2019 (vs. LAC, at CAR, vs. KC, vs. JAX, at IND, vs. HOU, at NE, at BAL, at KC).

- Against Indianapolis (9/15), started at outside linebacker and tallied six tackles, including a sack, a tackle for loss and a fumble recovery. Recovered a Jacoby Brissett fumble midway through the third quarter. Dropped Marlon Mack for no gain on a rush off left end in the final quarter. Ended a Colts' drive by sacking Brissett on third-and-five in the fourth quarter. Stonewalled Mack for a three-yard loss on a rush off left guard in the fourth stanza.
- At Atlanta (9/29), started at outside linebacker and registered five tackles, including a team-best and career-high two sacks. Sacked Matt Ryan for a six-yard loss in the third quarter. Ended a Falcons' drive by dropping Ryan for a nine-yard sack on fourth-and-one in the third stanza.
- Against Buffalo (10/6), started at outside linebacker and notched seven tackles, including a sack, a stop for loss and a quarterback pressure. Ended a Bills' drive by coming off the edge and sacking Josh Allen for a six-yard loss on third-and-four early in the third quarter. Teamed with Reggie Gilbert to stuff Frank Gore for a one-yard loss on a rush off left end late in the fourth quarter.
- Against L.A. Chargers (10/20), started at outside linebacker and posted three tackles, while tying for the team lead with four quarterback pressures. Teamed with Jeffery Simmons to stonewall Melvin Gordon for a one-yard loss on a rush off right tackle in the opening quarter.
- Against Tampa Bay (10/27), started at outside linebacker and tallied five tackles, including a sack, a forced fumble and a fumble recovery.

Combined with Kevin Byard to stuff Ronald Jones for a two-yard loss on a rush up the middle in the first quarter. Came off the edge and sacked Jameis Winston while forcing a fumble that he recovered at the Buccaneers' 36-yard line in the final stanza.

- At Carolina (11/3), started at outside linebacker and produced seven tackles, a sack, an interception, two quarterback pressures and a stop for loss. Collected his first career interception by picking off a Kyle Allen pass that was initially tipped by Kenny Vaccaro on third-and-nine in the opening stanza. Dropped Kyle Allen for an eight-yard sack early in the second quarter. Stonewalled Kyle Allen for a two-yard loss on a bootleg run late in the game.
- Against Kansas City (11/10), started at outside linebacker and registered three tackles, including a sack and a team-high three quarterback pressures. Registered a sack in his third consecutive game. Came off the edge and sacked Patrick Mahomes for an eight-yard loss late in the second quarter.
- Against Jacksonville (11/24), started at outside linebacker and notched eight tackles, including a sack and a team-high three quarterback pressures. Knocked the Jaguars out of field goal range by dropping Nick Foles for an eight-yard sack on third-and-15 in the opening stanza. Recorded his fourth consecutive game with at least one sack.
- At Indianapolis (12/1), started at outside linebacker and posted seven tackles, a sack and a team-best four quarterback pressures. Combined with Austin Johnson to stuff Jonathan Williams for a two-yard loss on a rush off right end late in the first quarter. Dropped Jacoby Brissett for a two-yard sack early in the third quarter. Extended his streak of consecutive games with a sack to five. Stonewalled Jordan Wilkins for no gain on a rush off left end late in the third quarter.
- At Oakland (12/8), started at outside linebacker and amassed five tackles and two quarterback pressures. Dropped Jalen Richard for no gain on a rush off left tackle in the second stanza.
- At Houston (12/29), started at outside linebacker and recorded three tackles and two quarterback pressures. Teamed with Kenny Vaccaro to stuff Taiwan Jones for no gain on a rush off right end in the third quarter.
- At New England (1/4), started at outside linebacker in his postseason debut and posted a tackle, a pass defended and a team-high three quarterback pressures. Halted a Patriots' drive by stuffing Elandon Roberts for no gain on a third-and-one rush in the second stanza. Broke up a pass intended for Mohamed Sanu Jr. late in the third quarter.
- At Baltimore (1/11), started at outside linebacker and recorded five tackles, including a sack, a stop for loss and three quarterback pressures. Ended a Ravens' drive by stuffing Lamar Jackson for no gain on a fourth-and-one quarterback sneak in the third quarter. Sacked Lamar Jackson for a one-yard loss on a scramble play late in the fourth quarter.

**2018 (15/3):** Played in 15 games with three starts at outside linebacker as a rookie. Tied for third on the team with 4.5 sacks and tied for second on the squad with 18 quarterback pressures. Collected 46 tackles, two stops for loss, two passes defended and a forced fumble. Notched four special teams tackles on coverage units. Was inactive for the regular season opener. Was inactive for one game. Led or tied for the team lead in sacks four times (vs. PHI, at DAL, vs. WAS, vs. IND). Led or tied for the team lead in quarterback pressures three times (at IND, at NYG, vs. IND). Tied for the team lead in special teams tackles once (at BUF). Saw action in his first career NFL game against Houston (9/16/18). Registered his first career sack against Philadelphia (9/30/18). Made his first career start at N.Y. Giants (12/16/18).

- Against Houston (9/16), made his NFL debut as a reserve at outside linebacker and tallied a tackle and two quarterback pressures.
- At Jacksonville (9/23), played as a reserve at outside linebacker and posted three tackles and a quarterback pressure. Halted a Jaguars' drive by stonewalling T.J. Yeldon for no gain on a short pass on third-and-10 late in the second quarter.
- Against Philadelphia (9/30), played as a reserve at outside linebacker and notched four tackles, including a sack, a stop for loss, a forced fumble and a quarterback pressure. Dropped Jay Ajayi for a two-yard loss on a short pass in the first quarter. Came off the edge and strip-sacked Carson Wentz and the fumble was recovered by Derrick Morgan at the Eagles' 35-yard line early in the fourth quarter.
- At Dallas (11/5), played as a reserve at outside linebacker and posted four tackles, including a sack, a stop for loss and a quarterback pressure. Stuffed Ezekiel Elliott for a two-yard loss on a rush off left tackle in the first stanza. Halted a Cowboys' drive by dropping Dak Prescott for an eight-yard sack in the fourth quarter.

- At Houston (11/26), saw action as a reserve at outside linebacker and recorded a career-best six tackles, including a half sack. Teamed with Bennie Logan to drop Alfred Blue for a two-yard loss on a rush off right tackle late in the third quarter. Ended a Texans' drive by combining with Brian Orakpo to sack Deshaun Watson for an eight-yard loss on third-and-three late in the third quarter.
- At N.Y. Giants (12/16), made his first career NFL start at outside linebacker and posted two tackles and a team-best nine quarterback pressures in the Titans' first shutout win since 2000. Stuffed Saquon Barkley for no gain on a rush up the middle in the second quarter.
- Against Washington (12/22), started at outside linebacker and totaled five tackles, including a sack. Came off the edge and dropped Josh Johnson for a 10-yard sack on third-and-nine in the fourth quarter.
- Against Indianapolis (12/30), started at outside linebacker and registered four tackles, including a sack and a quarterback pressure. Halted a Colts' drive by coming off the edge and dropping Andrew Luck for a seven-yard sack on third-and-three early in the fourth quarter.

#### COLLEGE:

- In 46 career games playing defensive end for Boston College, he totaled 160 tackles, 26 sacks, 47.5 tackles for loss, seven passes defended, 10 forced fumbles, one fumble recovery and one interception. His sack total and tackles for loss total ranked second in Eagles history.
- As a senior (2017), played and started eight games before a season-ending ankle injury ended his year. Finished second on the team with five sacks and totaled 38 tackles, 8.5 tackles for loss and two passes defended. Named third-team All-ACC and SBNation honorable mention All-American.
- As a junior (2016), played in all 13 games and recorded 12 starts. Set the school's single-season record with 16.5 sacks, which led the nation. Recorded seven forced fumbles, which also led the country, while his 22 tackles for loss ranked fifth nationally and ranked second all-time for the Eagles. His numerous honors included Walter Camp second-team All-America, AP second-team All-America, Phil Steele fourth-team All-America, second-team All-ACC (Atlantic Coast Sports Media Association and head coaches), AP and Phil Steele first-team All-ACC, the Division I Gold Helmet of the Year and the George "Bulger" Lowe awards.
- As a sophomore (2015), appeared in all 12 games with 11 starts, including the final nine games of the season. Recorded 60 tackles, 15.5 tackles for a loss, 4.5 sacks, three forced fumbles and one fumble recovery. Earned honorable mention All-ACC honors from the league's coaches. He was a member of a defense that was ranked first nationally in total defense (254.3 yards per game). In the ACC, tied for fourth in forced fumbles and tied for eighth in tackles for loss.
- As a freshman (2014), appeared in all 13 games and recorded 11 tackles and 1.5 tackles for a loss.
- Graduated from Boston College with a degree in communications in December 2017.

#### PERSONAL:

- He and his wife, Danielle, have two sons, Greyson and Ollie.
- At Pine Forest (Fayetteville, N.C.) High School, earned Semper Fi All-America honors as a senior in 2013. Also garnered Associated Press All-State and first-team All-Conference honors in 2013. Ranked seventh among all high school players in North Carolina by Rivals.com. Named the 2013 Mid-South Defensive Player of the Year. Finished the 2013 campaign with 96 tackles (78 solo), 15 tackles for a loss and 17 sacks.
- Tallied second-team All-Conference honors in 2012.
- List of favorites: (TV show) "Suits"; (movie) "Transformers"; (musicians) 21 Savage and Drake; (song on his pregame playlist) "Dreams and Nightmares" by Meek Mill; (meal) Honeycomb cereal; (dessert) vanilla ice cream; and (throwback jersey) Dwyane Wade's Marquette jersey.
- He is the son of Doreen and Harold Landry.
- Follow Landry on X and Instagram at @haroldlandry.
- Born Harold Antonio Landry III on June 5, 1996 in Spring Lake, N.C.

# HAROLD LANDRY III'S GAME-BY-GAME

## 2018 Tennessee Titans

Date	Opp	W/L	P/S	Tot Solo Asst	Sk - Yds	QBP	TFL	Int- Yds -TD	PD	FF	FR - Yds	SpT
Sept 9	@ Mia	L	IA									
Sept 16	Hou	W	p	1 0 1	0.0 0.0	2	0 0	0 0 0 0 0 0	0	0	0	0
Sept 23	@ Jax	W	p	3 2 1	0.0 0.0	1	0 0	0 0 0 0 0 0	0	0	0	0
Sept 30	Phi	W	p	4 3 1	1.0 5.0	1	1 0	0 0 0 0 1 0	0	0	0	0
Oct 7	@ Buf	L	p	2 1 1	0.0 0.0	1	0 0	0 0 0 0 0 0	0	0	0	1
Oct 14	Bal	L	p	2 1 1	0.0 0.0	0	0 0	0 0 0 1 0 0	0	0	0	0
Oct 21	@ LAC	L	p	2 0 2	0.0 0.0	0	0 0	0 0 0 0 0 0	0	0	0	1
Nov 5	@ Dal	W	p	4 2 2	1.0 8.0	1	1 0	0 0 0 0 0 0	0	0	0	0
Nov 11	NE	W	p	2 1 1	0.0 0.0	1	0 0	0 0 0 0 0 0	0	0	0	0
Nov 18	@ Ind	L	p	3 2 1	0.0 0.0	1	0 0	0 0 0 0 0 0	0	0	0	1
Nov 26	@ Hou	L	p	6 4 2	0.5 4.0	0	0 0	0 0 0 0 0 0	0	0	0	0
Dec 2	NYJ	W	p	6 3 3	0.0 0.0	0	0 0	0 0 0 0 0 0	0	0	0	0
Dec 6	Jax	W	p	0 0 0	0.0 0.0	0	0 0	0 0 0 1 0 0	0	0	0	1
Dec 16	@ NYG	W	S	2 1 1	0.0 0.0	9	0 0	0 0 0 0 0 0	0	0	0	0
Dec 22	Was	W	S	5 3 2	1.0 10.0	0	0 0	0 0 0 0 0 0	0	0	0	0
Dec 30	Ind	L	S	4 3 1	1.0 7.0	1	0 0	0 0 0 0 0 0	0	0	0	0
<b>Totals</b>			<b>9-7 15/3</b>	<b>46 26 20</b>	<b>4.5 34.0</b>	<b>18</b>	<b>2 0</b>	<b>0 0 2 1 0 0</b>	<b>4</b>	<b>0</b>	<b>0</b>	<b>4</b>

## 2019 Tennessee Titans

Date	Opp	W/L	P/S	Tot Solo Asst	Sk - Yds	QBP	TFL	Int- Yds -TD	PD	FF	FR - Yds	SpT
Sept 8	@ Cle	W	S	5 3 2	0.0 0.0	1	0 0	0 0 0 0 0 0	0	0	0	0
Sept 15	Ind	L	S	6 4 2	1.0 0.0	1	1 0	0 0 0 0 0 1	0	0	0	0
Sept 19	@ Jax	L	S	4 2 2	0.0 0.0	0	1 0	0 0 0 0 0 0	0	0	0	0
Sept 29	@ Atl	W	S	5 3 2	2.0 15.0	0	0 0	0 0 0 0 0 0	0	0	0	0
Oct 6	Buf	L	S	7 6 1	1.0 6.0	1	1 0	0 0 0 0 0 0	0	0	0	0
Oct 13	@ Den	L	S	7 6 1	0.0 0.0	1	0 0	0 0 0 0 0 0	0	0	0	0
Oct 20	LAC	W	S	3 2 1	0.0 0.0	4	0 0	0 0 0 0 0 0	0	0	0	0
Oct 27	TB	W	S	5 4 1	1.0 6.0	0	0 0	0 0 0 0 0 1	1	1	0	0
Nov 3	@ Car	L	S	7 6 1	1.0 8.0	2	1 1	0 0 0 1 0 0	0	0	0	0
Nov 10	KC	W	S	3 2 1	1.0 8.0	3	0 0	0 0 0 0 0 0	0	0	0	0
Nov 24	Jax	W	S	8 6 2	1.0 8.0	3	0 0	0 0 0 0 0 0	0	0	0	0
Dec 1	@ Ind	W	S	7 3 4	1.0 2.0	4	0 0	0 0 0 0 0 0	0	0	0	0
Dec 8	@ Oak	W	S	5 4 1	0.0 0.0	2	0 0	0 0 0 0 0 0	0	0	0	0
Dec 15	Hou	L	S	4 3 1	0.0 0.0	3	0 0	0 0 0 0 0 0	0	0	0	0
Dec 22	NO	L	S	2 1 1	0.0 0.0	1	0 0	0 0 0 0 0 0	0	0	0	0
Dec 29	@ Hou	W	S	3 1 2	0.0 0.0	2	0 0	0 0 0 0 0 0	0	0	0	0
<b>Totals</b>			<b>9-7 16/16</b>	<b>81 56 25</b>	<b>9.0 53.0</b>	<b>28</b>	<b>4 1</b>	<b>0 0 1 1 2 0</b>	<b>0</b>	<b>0</b>	<b>0</b>	<b>0</b>
<b>Playoffs</b>												
Jan 4	@ NE	W	S	1 1 0	0.0 0.0	3	0 0	0 0 0 1 0 0	0	0	0	0
Jan 11	@ Bal	W	S	5 4 1	1.0 1.0	3	1 0	0 0 0 0 0 0	0	0	0	0
Jan 19	@ KC	L	S	2 1 1	0.0 0.0	2	0 0	0 0 0 0 0 0	0	0	0	0
<b>Totals</b>			<b>2-1 3/3</b>	<b>8 6 2</b>	<b>1.0 1.0</b>	<b>8</b>	<b>1 0</b>	<b>0 0 1 0 0 0</b>	<b>0</b>	<b>0</b>	<b>0</b>	<b>0</b>

## 2020 Tennessee Titans

Date	Opp	W/L	P/S	Tot Solo Asst	Sk - Yds	QBP	TFL	Int- Yds -TD	PD	FF	FR - Yds	SpT
Sept 14	@ Den	W	S	4 4 0	0.0 0.0	3	1 0	0 0 0 0 0 0	0	0	0	0
Sept 20	Jax	W	S	5 2 3	0.0 0.0	3	0 1	0 0 0 2 0 0	0	0	0	0
Sept 27	@ Min	W	S	5 3 2	0.0 0.0	3	0 0	0 0 0 1 0 0	0	0	0	0
Oct 13	Buf	W	S	3 3 0	1.0 10.0	1	1 0	0 0 0 0 0 0	0	0	0	0
Oct 18	Hou	W	S	6 5 1	0.5 1.5	2	1 0	0 0 0 0 0 0	0	0	0	0
Oct 25	Pit	L	S	3 3 0	0.0 0.0	1	1 0	0 0 0 0 0 0	0	0	0	0
Nov 1	@ Cin	L	S	5 3 2	0.0 0.0	0	0 0	0 0 0 1 0 0	0	0	0	0
Nov 8	Chi	W	S	4 3 1	1.0 9.0	4	1 0	0 0 0 1 0 0	0	0	0	0
Nov 12	Ind	L	S	5 4 1	0.0 0.0	0	1 0	0 0 0 0 0 0	0	0	0	0
Nov 22	@ Bal	W	S	7 4 3	1.0 9.0	1	1 0	0 0 0 0 0 0	0	0	0	0
Nov 29	@ Ind	W	S	1 1 0	1.0 9.0	2	1 0	0 0 0 0 0 0	0	0	0	0
Dec 6	Cle	L	S	3 2 1	0.0 0.0	1	0 0	0 0 0 0 0 0	0	0	0	0
Dec 13	@ Jax	W	S	2 2 0	0.0 0.0	3	0 0	0 0 0 0 0 0	0	0	0	0
Dec 20	Det	W	S	4 1 3	0.0 0.0	3	0 0	0 0 0 0 0 0	0	0	0	0
Dec 27	@ GB	L	S	8 3 5	0.0 0.0	0	1 0	0 0 0 0 0 0	0	0	0	0
Jan 3	@ Hou	W	S	4 3 1	1.0 7.0	5	1 0	0 0 0 0 0 0	0	0	0	0
<b>Totals</b>			<b>11-5 16/16</b>	<b>69 46 23</b>	<b>5.5 45.5</b>	<b>32</b>	<b>10 1</b>	<b>0 0 5 0 0 0</b>	<b>0</b>	<b>0</b>	<b>0</b>	<b>0</b>
<b>Playoffs</b>												
Jan 10	Bal	L	S	10 8 2	2.0 0.0	4	1 0	0 0 0 0 0 0	0	0	0	0
<b>Totals</b>			<b>0-1 1/1</b>	<b>10 8 2</b>	<b>2.0 0.0</b>	<b>4</b>	<b>1 0</b>	<b>0 0 0 0 0 0</b>	<b>0</b>	<b>0</b>	<b>0</b>	<b>0</b>

## 2021 Tennessee Titans

Date	Opp	W/L	P/S	Tot Solo Asst	Sk - Yds	QBP	TFL	Int- Yds -TD	PD	FF	FR - Yds	SpT
Sept 12	Ari	L	S	3 3 0	1.0 2.0	5	1 0	0 0 0 0 0 0	0	0	0	0
Sept 19	@ Sea	W	S	7 4 3	0.0 0.0	1	0 0	0 0 0 0 0 0	0	0	0	0
Sept 26	Ind	W	S	4 1 3	0.5 5.0	12	0 0	0 0 0 0 0 0	0	0	0	0
Oct 3	@ NYJ	L	S	7 5 2	1.0 8.0	5	3 0	0 0 0 0 0 0	0	0	0	0
Oct 10	@ Jax	W	S	7 6 1	2.0 17.0	3	2 0	0 0 0 0 0 0	0	0	0	0
Oct 18	Buf	W	S	8 5 3	2.0 11.0	2	1 0	0 0 0 0 0 0	0	0	0	0
Oct 24	KC	W	S	1 1 0	1.0 8.0	3	1 0	0 0 0 0 0 0	0	0	0	0
Oct 31	@ Ind	W	S	5 4 1	1.0 7.0	4	1 0	0 0 0 0 0 1	0	0	0	0
Nov 7	@ LAR	W	S	5 3 2	0.5 3.0	4	0 0	0 0 0 0 0 0	0	0	0	0
Nov 14	NO	W	S	5 4 1	1.0 3.0	1	1 0	0 0 0 0 0 0	0	0	0	0
Nov 21	Hou	L	S	5 5 0	0.0 0.0	1	2 0	0 0 0 0 0 0	0	0	0	0
Nov 28	@ NE	L	S	3 2 1	0.0 0.0	0	0 0	0 0 0 0 0 0	0	0	0	0
Dec 12	Jax	W	S	3 2 1	1.0 8.0	2	1 0	0 0 0 0 0 0	0	0	0	0
Dec 19	@ Pit	L	S	2 2 0	0.0 0.0	1	0 0	0 0 0 0 0 0	0	0	0	0
Dec 23	SF	W	S	3 1 2	0.0 0.0	1	0 0	0 0 0 0 0 0	0	0	0	0
Jan 2	Mia	W	S	3 1 2	1.0 8.0	2	1 0	0 0 0 0 0 0	0	0	0	0
Jan 9	@ Hou	W	S	4 3 1	0.0 0.0	2	0 0	0 0 0 0 0 0	0	0	0	0
<b>Totals</b>			<b>12-5 17/17</b>	<b>75 52 23</b>	<b>12.0 80.0</b>	<b>49</b>	<b>14 0</b>	<b>0 0 0 0 1 0</b>	<b>0</b>	<b>0</b>	<b>0</b>	<b>0</b>

## Playoffs

Jan 22	Cin	L	S	6 3 3	1.5 11.5	5	1 0	0 0 0 0 0 0	0	0	0	0
<b>Totals</b>			<b>0-1 1/1</b>	<b>6 3 3</b>	<b>1.5 11.5</b>	<b>5</b>	<b>1 0</b>	<b>0 0 0 0 0 0</b>	<b>0</b>	<b>0</b>	<b>0</b>	<b>0</b>

## 2023 Tennessee Titans

Date	Opp	W/L	P/S	Tot Solo Asst	Sk - Yds	QBP	TFL	Int- Yds -TD	PD	FF	FR - Yds	SpT
Sept 10	@ NO	L	S	1 1 0	0.0 0.0	4	0 0	0 0 0 0 0 0	0	0	0	0
Sept 17	LAC	W	S	3 1 2	1.0 8.0	3	1 0	0 0 0 0 0 0	0	0	0	0
Sept 24	@ Cle	L	p	2 1 1	0.0 0.0	0	0 0	0 0 0 0 0 0	0	0	0	0
Oct 1	Cin	W	S	2 1 1	0.0 0.0	1	0 0	0 0 0 0 0 0	0	0	0	0
Oct 8	@ Ind	L	S	4 2 2	0.0 0.0	0	0 0	0 0 0 0 0 0	0	0	0	0
Oct 15	Bal	L	S	5 5 0	1.0 2.0	1	2 0	0 0 0 0 0 0	0	0	0	0
Oct 29	Atl	W	p	5 5 0	2.0 11.0	5	2 0	0 0 0 0 0 0	0	0	0	0
Nov 2	@ Pit	L	p	1 0 1	0.0 0.0	2	0 0	0 0 0 0 0 0	0	0	0	0
Nov 12	@ TB	L	S	9 4 5	1.0 7.0	3	1 0	0 0 0 0 0 0	0	0	0	0
Nov 19	@ Jax	L	S	7 4 3	0.0 0.0	3	0 0	0 0 0 0 0 0	0	0	0	0
Nov 26	Car	W	S	3 2 1	0.0 0.0	1	0 0	0 0 0 0 0 0	0	0	0	0
Dec 3	Ind	L	p	8 4 4	0.5 4.5	8	0 0	0 0 0 0 0 0	0	0	0	0
Dec 11	@ Mia	W	p	5 4 1	3.0 22.0	6	3 0	0 0 0 0 0 0	0	0	0	0
Dec 17	Hou	L	S	6 5 1	0.0 0.0	4	0 0	0 0 0 0 0 0	0	0	0	0
Dec 24	Sea	L	p	4 3 1	1.0 6.0	2	2 0	0 0 0 0 0 0	0	0	0	0
Dec 31	@ Hou	L	p	5 3 2	1.0 12.0	3	3 0	0 0 0 0 0 0	0	0	0	0
Jan 7	Jax	W	S	0 0 0	0.0 0.0	2	0 0	0 0 0 0 0 0	0	0	0	0
<b>Totals</b>			<b>6-11 17/10</b>	<b>70 45 25</b>	<b>10.5 72.5</b>	<b>48</b>	<b>14 0</b>	<b>0 0 0 0 0 0</b>	<b>0</b>	<b>0</b>	<b>0</b>	<b>0</b>

## 2024 Tennessee Titans

Date	Opp	W/L	P/S	Tot Solo Asst	Sk - Yds	QBP	TFL	Int- Yds -TD	PD	FF	FR - Yds	SpT
Sept 8	@ Chi	L	S	6 3 3	1.0 10.0	3	1 0	0 0 0 0 0 0	0	0	0	0
Sept 15	NYJ	L	S	3 2 1	2.0 12.0	4	2 0	0 0 0 2 0 0	0	0	0	0
Sept 22	GB	L	S	4 3 1	0.0 0.0	2	0 0	0 0 0 0 0 0	0	0	0	0
Sept 30	@ Mia	W	S	5 1 4	1.0 8.0	3	1 0	0 0 0 0 0 0	0	0	0	0



## HAROLD LANDRY III'S NFL STATISTICS

REGULAR SEASON				TACKLES							INTERCEPTIONS					FUMBLES			
Year	Team	GP	GS	Tot	Solo	Asst	Sk	Yds	QBP	TFL	No	Yds	Lg	TD	PD	FF	FR	Yds	SpT
2018	Tennessee	15	3	46	26	20	4.5	34.0	18	2	0	0	0	0	2	1	0	0	4
2019	Tennessee	16	16	81	56	25	9.0	53.0	28	4	1	0	0	0	1	1	2	0	0
2020	Tennessee	16	16	69	46	23	5.5	45.5	32	10	1	0	0	0	5	0	0	0	0
2021	Tennessee	17	17	75	52	23	12.0	80.0	49	14	0	0	0	0	0	1	0	0	0
2022	Tennessee	0	0	0	0	0	0.0	0.0	0	0	0	0	0	0	0	0	0	0	0
2023	Tennessee	17	10	70	45	25	10.5	72.5	48	14	0	0	0	0	0	0	0	0	0
2024	Tennessee	16	16	69	40	29	8.0	37.0	40	13	0	0	0	0	4	0	0	0	0
<b>NFL Totals</b>		<b>97</b>	<b>78</b>	<b>410</b>	<b>265</b>	<b>145</b>	<b>49.5</b>	<b>322.0</b>	<b>215</b>	<b>57</b>	<b>2</b>	<b>0</b>	<b>0</b>	<b>0</b>	<b>12</b>	<b>3</b>	<b>2</b>	<b>0</b>	<b>4</b>

PLAYOFFS				TACKLES							INTERCEPTIONS					FUMBLES			
Year	Team	GP	GS	Tot	Solo	Asst	Sk	Yds	QBP	TFL	No	Yds	Lg	TD	PD	FF	FR	Yds	SpT
2019	Tennessee	3	3	8	6	2	1.0	1.0	8	1	0	0	0	0	1	0	0	0	0
2020	Tennessee	1	1	10	8	2	2.0	0.0	4	1	0	0	0	0	0	0	0	0	0
2021	Tennessee	1	1	6	3	3	1.5	11.5	5	1	0	0	0	0	0	0	0	0	0
<b>NFL Totals</b>		<b>5</b>	<b>5</b>	<b>24</b>	<b>17</b>	<b>7</b>	<b>4.5</b>	<b>12.5</b>	<b>17</b>	<b>3</b>	<b>0</b>	<b>0</b>	<b>0</b>	<b>0</b>	<b>1</b>	<b>0</b>	<b>0</b>	<b>0</b>	<b>0</b>

### Single-Game Highs

Tackles - 9 at Tampa Bay (11/12/23)  
 Sacks - 3 at Miami (12/11/23)  
 Quarterback Pressures - 12 vs. Indianapolis (9/26/21)  
 Interceptions - 1 (Twice, last vs. Jacksonville 9/20/20)  
 Forced Fumbles - 1 (Three times, last at Indianapolis 10/31/21)  
 Fumble Recovery - 1 (Twice, last vs. Tampa Bay 10/27/19)  
 Passes Defensed - 2 (Twice, last vs. N.Y. Jets 9/15/24)

### Playoff Single-Game Highs

Tackles - 10 vs. Baltimore (1/10/21)  
 Sacks - 2 vs. Baltimore (1/10/21)  
 Quarterback Pressures - 5 vs. Cincinnati (1/22/22)  
 Passes Defensed - 1 at New England (1/4/20)

# 55 JC LATHAM

TACKLE • 6'6" • 342 LBS

COLLEGE: ALABAMA • ACQUIRED: 1ST ROUND - 2024

NFL EXPERIENCE (NFL/TITANS): ROOKIE • HOMETOWN: OAK CREEK, WIS.

GAMES PLAYED/GAMES STARTED: 16/16 (PLAYOFFS: 0/0)



**PRO:** The Titans selected Alabama's JC Latham with the seventh overall pick in the 2024 NFL Draft. The 6-foot-6-inch, 342-pound offensive lineman brings elite power, playing strength and violent hands to his position. A two-year starter at right tackle, Latham is expected to make the transition to left tackle in the NFL, a position he played in high school. A native of Oak Creek, Wis., Latham ended his Crimson Tide career with 27 consecutive starts at right tackle.

#### CAREER HIGHLIGHTS:

- Latham became the first Titans rookie to start at left tackle in Week 1 since Michael Roos in 2005.
- In 27 starts at Alabama, Latham allowed only four sacks during his collegiate career while tallying 60 knockdown blocks.

#### TITANS TIDBITS:

- Latham enrolled at IMG Academy intending to play defensive line, but injuries to three teammates forced him to move to offensive line two weeks before the start of his junior season.
- One of Latham's talents off the field is his cooking. He believes 'no one can make your food the way you like it better than you.' His go-to dish is hot honey jerk chicken over rice and mac and cheese.
- Latham's ideal festival lineup would be NBA YoungBoy, Lil Baby and Drake.
- Latham enjoys playing video games in his free time including Madden, NBA 2K and Call of Duty.

#### CAREER TRANSACTIONS:

- The Oak Creek, Wis., native was selected by the Titans in the first round (seventh overall) of the 2024 NFL Draft.

#### SEASON RECAPS:

- 2024 (16/16 - Tennessee):** Made his NFL debut at Chicago (9/8/24).
- At Chicago (9/8), started at left tackle in his first career NFL contest and helped open holes for Titans' ball carriers to gain 140 rushing yards on 26 carries with a touchdown. Became the first Titans rookie to start at left tackle in Week 1 since Michael Roos in 2005.
  - Against N.Y. Jets (9/15), started at left tackle.
  - Against Green Bay (9/22), started at left tackle.
  - At Miami (9/30), started at left tackle and cleared the way for Titans' rushers to gain 142 yards on the ground with a pair of rushing scores.
  - Against Indianapolis (10/13), started at left tackle and was a member of an offensive front that did not allow a sack on 27 pass attempts.
  - At Buffalo (10/20), started at left tackle.
  - At Detroit (10/27), started at left tackle and helped open holes for Titans' rushers to gain 158 yards on the ground.
  - Against New England (11/3), started at left tackle and helped pave the way for Titans' ball carriers to amass 167 yards on the ground.
  - At L.A. Chargers (11/10), started at left tackle. Recovered a Will Levis fumble and rumbled for nine yards in the fourth quarter.
  - Against Minnesota (11/17), started at left tackle. Started for the 10th consecutive game, becoming the franchise's seventh rookie offensive lineman since 1980 to log starts in each of the team's first 10 contests.
  - At Houston (11/24), started at left tackle and blocked for an offense that amassed 369 total yards, including 132 yards on the ground.
  - At Washington (12/1), started at left tackle. Snared his first career reception on a batted ball at the line of scrimmage.
  - Against Jacksonville (12/8), started at left tackle.
  - Against Cincinnati (12/15), started at left tackle.

- At Indianapolis (12/22), started at left tackle.
- At Jacksonville (12/29), started at left tackle.

#### COLLEGE:

- Latham played in 41 games with 27 consecutive starts at right tackle for Alabama over three seasons (2021-23). He was selected as a second-team All-American his junior season as well as All-SEC first team. Began his collegiate career as a key reserve before earning the starting right tackle role.

**AS A JUNIOR (2023),** selected as a second team All-American and All-SEC first team after starting all 13 games at right tackle. He recorded 41 knockdown blocks across 813 snaps for an average of 3.2 per contest. Allowed just two sacks in 408 pass sets. Was selected as the SEC Offensive Lineman of the Week following his play against Arkansas which saw him open holes for 177 rushing yards and 238 yards through the air, while not allowing a single sack, pressure or quarterback hit.

**AS A SOPHOMORE (2022),** started all 13 games at right tackle and recorded 29 knockdown blocks on the year. Was part of a line that blocked for the No. 4 scoring offense (41.1 ppg), No. 11 total offense (477.1 ypg), No. 19 passing offense (281.6 ypg) and the No. 36 rushing attack (195.5 ypg).

**AS A TRUE FRESHMAN (2021),** appeared in 14 games as a key reserve for the Alabama offensive front as a right guard. Saw significant action on the Crimson Tide's PAT and field goal units on special teams.

- Graduated with a degree in communications for the University of Alabama in 2024.

#### PERSONAL:

- Finished his high school career as the nation's top-ranked offensive lineman by all major outlets. Was a unanimous five-star prospect, the nation's No. 2 prospect overall and the No. 1 offensive lineman on the 247Composite. Garnered offers from nearly every major program including Louisiana State, Notre Dame, Ohio State and Wisconsin before committing to Alabama.
- Began his high school career at Catholic Memorial (Oak Creek, Wis.) where he was primarily a defensive lineman, helping the Crusaders to a 13-1 record and the Wisconsin Division 2 state championship as a sophomore.
- Started practicing on the offensive line during the playoff run and got his first game action at offensive tackle during a historic come from behind win in the title game after trailing 24-0 in the second half.
- Transferred to IMG Academy for his final two years of high school where he earned the starting job at left tackle his junior year. As a senior, he was named first team All-State and Under Armour All-American.
- Follow Latham on X at @TKJaayy, on Instagram at @t.k.jay and on Tiktok at @tkjaayyy.
- Born Jerome C. Latham on Feb. 8, 2003 in Meridian, Miss.

## JC LATHAM'S COLLEGE STATISTICS

### REGULAR SEASON

Year	Team	GP	GS
2021	Alabama	14	0
2022	Alabama	13	13
2023	Alabama	14	14
<b>College Totals</b>		<b>41</b>	<b>27</b>

#### Starts Breakdown:

2022 - RT 13; 2023 - RT 14

## JC LATHAM'S NFL STATISTICS

### REGULAR SEASON

Year	Team	GP	GS
2024	Tennessee	16	16
<b>NFL Totals</b>		<b>16</b>	<b>16</b>

#### Starts Breakdown:

2024 - LT 16

#### Additional Statistics:

Fumble Recoveries - **3 (2024)**

Receptions - **1 for 0 yards (2024)**



# 62 COREY LEVIN

CENTER/GUARD • 6'4" • 307 LBS

COLLEGE: CHATTANOOGA • ACQUIRED: FREE AGENT - 2021

NFL EXPERIENCE (NFL/TITANS): 6/6 • HOMETOWN: DACULA, GA.

GAMES PLAYED/GAMES STARTED: 70/5 (PLAYOFFS: 1/0)



**PRO:** The Titans originally selected Corey Levin in the sixth round (217th overall) of the 2017 NFL Draft. He re-joined the Titans in 2021 after being claimed off waivers from the N.Y. Jets. The 6-foot-4-inch, 307-pounder has the versatility to play along the offensive line at both guard and center. A native of Dacula, Ga., Levin has appeared in 61 games for the Titans and also spent time with the Denver Broncos, Chicago Bears and New England Patriots.

#### CAREER HIGHLIGHTS:

- In 2022, Levin appeared in all 17 games for the first time in his career and started the final three contests at center.

#### TITANS TIDBITS:

- Levin is the first member of his immediate family to graduate from college.
- A multi-sport athlete in high school, Levin also competed in baseball as a pitcher and third baseman.
- A four-year starter at Chattanooga, Levin first began playing football at age five.

#### CAREER TRANSACTIONS:

- The Dacula, Ga., native was selected by the Titans in the sixth round (217th overall) of the 2017 NFL Draft.
- Waived by the Titans on Aug. 31, 2019.
- Claimed off waivers by the Denver Broncos on Sept. 1, 2019.
- Waived by the Broncos on Sept. 14, 2019 and signed to the team's practice squad three days later.
- Signed by the Chicago Bears to their active roster from the Broncos' practice squad on Nov. 30, 2019.
- Released by the Bears on Sept. 3, 2020.
- Signed by the New England Patriots to their practice squad on Sept. 9, 2020.
- Released by the Patriots from their practice squad on Sept. 11, 2020.
- Signed by the N.Y. Jets as a free agent on April 8, 2021.
- Released by the Jets on Aug. 30, 2021.
- Claimed off waivers by the Titans on Sept. 1, 2021.
- Released by the Titans on Sept. 6, 2021 and signed to the team's practice squad two days later.
- Signed by the Titans to their active roster from the practice squad on Oct. 8, 2021.
- Released by the Titans on March 21, 2022.
- Signed by the Titans as a free agent on March 22, 2022.
- Signed by the Titans as a free agent on April 1, 2023.
- Released by the Titans on Aug. 30, 2023 and resigned by the team a day later.
- Signed by the Titans as a free agent on July 25, 2024.
- Released by the Titans on Aug. 27, 2024 and signed to the team's practice squad a day later.
- Activated from the practice squad to the active roster standard elevation on Nov. 2, 2024.
- Activated from the practice squad to the active roster standard elevation on Nov. 9, 2024.
- Signed by the Titans to their active roster from the practice squad on Nov. 16, 2024.

#### SEASON RECAPS:

**2024 (9/1 - Tennessee):** Spent the first seven games of the season on

the team's practice squad.

- Against New England (11/3), saw significant action as a reserve at center after Lloyd Cushenberry III left the game with an injury in the third quarter and helped pave the way for Titans' ball carriers to amass 167 yards on the ground.
- At L.A. Chargers (11/10), saw limited action as a reserve on special teams.
- Against Minnesota (11/17), played as a reserve on special teams.
- At Houston (11/24), saw action as a reserve on special teams.
- At Washington (12/1), played as a reserve on special teams.
- Against Jacksonville (12/8), saw action as a reserve on special teams.
- Against Cincinnati (12/15), played as a reserve on special teams.
- At Indianapolis (12/22), saw action as a reserve at center after Dillon Radunz left the game with an injury.
- At Jacksonville (12/29), made his first start of the season at center.

**2023 (16/0 - Tennessee):** Saw action as a reserve in 16 games. Did not play in the regular season opener.

- In London, against Baltimore (10/15), played as a reserve on special teams in his 50th career regular season game.
- At Pittsburgh (11/2), saw limited action as a reserve at left guard after Peter Skoronski left the game with an injury in the second quarter.
- Against Seattle (12/24), played as a reserve on special teams and registered a fair catch on kickoff return.
- At Houston (12/31), saw action as a reserve on special teams.
- Against Jacksonville (1/7), played as a reserve on special teams.

**2022 (17/3 - Tennessee):** Saw action in all 17 games while starting the final three contests at center.

- At Buffalo (9/19), saw significant action as a reserve at center in the second half.
- At L.A. Chargers (12/18), saw action as a reserve at right guard after Nate Davis left the game with an injury.
- Against Houston (12/24), started at center for the first time in his career and blocked for Derrick Henry to rush for 126 yards on 23 carries with a touchdown.
- Against Dallas (12/29), started at center.
- At Jacksonville (1/7), started at center and helped open holes for Derrick Henry to amass 109 rushing yards.

**2021 (12/0, 1/0 - Tennessee):** Saw action as a reserve in 12 games. Spent the first four weeks of the season on the team's practice squad. Dressed but did not play in one game. Played as a reserve in the postseason contest.

- At Jacksonville (10/10), entered the game at left guard in the third quarter after Rodger Saffold left the contest with an injury.
- Against Houston (11/21), saw limited action as a reserve on special teams and one snap as an extra tight end.
- At New England (11/28), played as a reserve at center for the final series.
- Against Cincinnati (1/22), made his postseason debut as a reserve on special teams.

**2020 (0/0 - New England):** Spent two days on the Patriots' practice squad.

**2019 (0/0 - Denver; 0/0 - Chicago):** Was inactive for the regular season opener with the Broncos and then spent the next 10 weeks on the team's practice squad. Signed by the Bears to their active roster from the

Broncos' practice squad. Was inactive for three contests and did not play in the regular season finale for the Bears.

**2018 (16/1 - Tennessee):** Played in all 16 games with a start at left guard. Saw action in his first career NFL game at Miami (9/9/18). Made his first career NFL start at L.A. Chargers in London (10/21/18).

- At Miami (9/9), made his NFL debut as a reserve on special teams.
- At Jacksonville (9/23), saw action as a reserve for two snaps at left guard when Quinton Spain left the game briefly.
- Against Baltimore (10/14), entered the game as a reserve at left guard after Quinton Spain left the contest in the third quarter with an injury.
- At Los Angeles Chargers in London (10/21), made his first career NFL start at left guard and helped block for Titans' ball carriers to gain 164 yards on the ground.
- Against N.Y. Jets (12/2), entered the game at the start of the third quarter at center.
- Against Jacksonville (12/6), played limited snaps as a reserve at center.
- Against Washington (12/22), played limited snaps as an extra offensive lineman and on special teams.
- Against Indianapolis (12/30), entered the game late in the fourth quarter at left guard after Quinton Spain left the contest with an injury.

**2017 (0/0, 0/0 - Tennessee):** Did not play in two games and was inactive for 14 contests. Was inactive for both postseason games.

- Against Baltimore (11/5), suited up but did not play.
- Against Cincinnati (11/12), did not play.

**COLLEGE:**

- In four seasons at Chattanooga (2013-16), Levin appeared in 52 career games with 51 starts, 45 of which were consecutive. A three-year starter on the offensive line, Levin proved his versatility making starts at left guard and at both left and right tackle. Three of Chattanooga's top five rushing totals in school history came with Levin starting on the offensive line, and he is one of only five three-time All-Americans in school history.
- As a senior (2016), started all 13 games with 12 coming at left guard and one at right tackle. Named first-team All-American by the American Football Coaches Association and earned second-team All-American honors from the Associated Press. Also named first team All-SoCon by the league's coaches and media for the second consecutive year.

- As a junior (2015), started all 13 games with seven starts at left tackle and six at left guard. Named first-team All-American by the AFCA and second-team All-American by the Associated Press. Earned the Jacobs Blocking Award for the second consecutive year and became the first player in Chattanooga history to win that honor twice.
- As a sophomore (2014), started all 14 games with three starts at left tackle and 11 at left guard. Earned the Jacobs Blocking Award given to the top offensive lineman in the Southern Conference and was the first Moc to win the award since 1983. Named first-team All-SoCon by the league's coaches and media and earned third-team All-American honors by Sports Network.
- As a redshirt freshman (2013), appeared in all 12 games with 11 starts at left tackle. Named to the Southern Conference All-Freshman Team as well as the College Sports Journal FCS National All-Freshman Second Team.
- As a freshman (2012), redshirted.
- Graduated from Chattanooga in December 2016 with a degree in exercise science.

**PERSONAL:**

- Attended Dacula (Ga.) High School where he was named team captain and made the Gwinnett County All-Star team.
- Son of Grant and Linda Levin.
- Has three older sisters, Jennifer, Heather and Tiffany.
- His late father, Grant, played golf at Florida International.
- List of favorites: (TV shows) "Shameless" and "True Detective: Season 1"; (movie) "Varsity Blues"; (musician) Travis Scott; (athlete as a child) Ed Reed; and (food) pizza.
- Follow Levin on Twitter and Instagram at @Coreylevin62.
- Born Corey Michael Levin on Aug. 12, 1994 in Dacula, Ga.

**COREY LEVIN'S NFL STATISTICS**

**REGULAR SEASON**

Year	Team	GP	GS
2017	Tennessee	0	0
2018	Tennessee	16	1
2019	DEN/CHI	0	0
2020	New England	Prac Squad	
2021	Tennessee	12	0
2022	Tennessee	17	3
2023	Tennessee	16	0
2024	Tennessee	9	1
<b>NFL Totals</b>		<b>70</b>	<b>5</b>

**PLAYOFFS**

Year	Team	GP	GS
2017	Tennessee	0	0
2021	Tennessee	1	0
<b>NFL Totals</b>		<b>1</b>	<b>0</b>

**Starts Breakdown:**

2018 - LG 1; 2022 - C 3; 2024 - C 1

**Additional Career Statistics**

Misc. Tackles - 1 (2018), 1 (2022)



# 8 WILL LEVIS

QUARTERBACK • 6'4" • 229 LBS

COLLEGE: KENTUCKY • ACQUIRED: 2ND ROUND - 2023

NFL EXPERIENCE (NFL/TITANS): 2/2 • HOMETOWN: MADISON, CONN.

GAMES PLAYED/GAMES STARTED: 20/20 (PLAYOFFS: 0/0)



**CAPTAIN: 2024**

**PRO:** The Titans selected Will Levis in the second round (33rd overall) of the 2023 NFL Draft. The 6-foot-4-inch, 229-pounder is a strong-armed signal caller that displays leadership under center, accuracy from the pocket and grit as a runner. As a rookie in 2023, Levis took the quarterback reins midway through the season, starting nine games and throwing for 1,808 yards with eight touchdowns for a 84.2 passer rating. A native of Madison, Conn., he spent two seasons at Kentucky, after transferring from Penn State. During his two seasons as the Wildcats' starting signal caller, he directed the program to 17 victories and a pair of bowl appearances. He was the fourth quarterback drafted in 2023 after the Titans traded up in the second round to select him.

#### CAREER HIGHLIGHTS:

- In his debut season in 2023, Levis recorded starts in all nine games in which he appeared and his passing totals included 255 attempts, 149 completions, 1,808 yards with eight touchdowns. His 84.2 passer rating was the second best in franchise history by a rookie quarterback, and the number also ranked first in NFL history among second-round quarterbacks in their rookie season (minimum 200 attempts).
- Levis made his first career NFL start against Atlanta (10/29/23) and completed 19 of 29 passes for 238 yards with four touchdowns for a 130.5 passer rating. He became the third player in NFL history to record four touchdown passes in his NFL debut, joining Minnesota's Fran Tarkenton and the Titans' Marcus Mariota. His passer rating of 130.5 was the best in franchise history among qualifying players (minimum 20 attempts) in the first start of a rookie season.
- Levis engineered his first career NFL game-winning drive at Miami (12/11/23), by completing 23 of 38 passes for 327 yards with a touchdown. He got the Titans to within one score with a three-yard touchdown toss to DeAndre Hopkins in the fourth quarter and made it a six-point game at 27-21 with a two-point conversion pass to Nick Westbrook-Ikhine in the corner of the end zone in the fourth quarter. Levis then kickstarted the Titans' game-winning touchdown drive with a 36-yard connection to Hopkins late in the final stanza. In the process, Levis became the first NFL rookie quarterback to pass for 300 or more yards on Monday Night Football.
- Levis finished his career with a 17-7 record as a starter at Kentucky, tying Terry Wilson for the second-most quarterback wins since 1993.

#### TITANS TIDBITS:

- Levis comes from a family of athletes. His great grandfather, Alva Kelley, was an All-America football player at Cornell University and won a National Championship in 1939. His mother, Beth Kelley Levis, was a two-time All-America soccer player at Yale and has been inducted into the Connecticut Girls' Soccer Association Hall of Fame. His father, Mike, was a tight end at Denison University. His uncle, David Kelley, also was an Academic All-America football player at Yale.
- Levis has used his platform to make a difference in the community. He set up a Cameo campaign to raise money for flood victims in eastern Kentucky in 2022 and organized an autograph signing with fellow teammates to gather funds for tornado victims in western Kentucky in 2021. He has also volunteered with Amachi, an organization that aims to assist children affected by incarceration.
- The best advice Levis has ever received is "never give up." His grandfather used to end every sentence he ever had with him with those words and it took him a while to realize how meaningful they are, but he

now uses it as his personal mantra. It is the impetus behind the tattoo on his arm "2nd Chronicles 15:7." The verse says, "But as for you, stay strong and do not give up, for your effort will be rewarded."

- Levis hosted QBMotion for a LAUNCH Series camp, May 10-11 2024, at Lipscomb Academy in Nashville.
- Levis was a special guest at Special Olympics of Tennessee's Summer Games Opening Ceremonies in 2024. He shook hands, took photos, signed autographs and had conversations with a majority of the athletes participating in the games.

#### CAREER TRANSACTIONS:

- The Madison, Conn., native was selected by the Titans in the second round (33rd overall) of the 2023 NFL Draft.

#### SEASON RECAPS:

- 2024 (11/11):** Has engineered two career game-winning drives, including one in 2024 (at HST), defined as when the team trailed or was tied in the fourth quarter or overtime. Established a new career-high with a 78.3 completion percentage at L.A. Chargers (11/10/24). Has led the team in rushing yards once in 2024 (vs. MIN). Tied the franchise record long with a 98-yard touchdown pass against Minnesota (11/17/24). Selected as a team captain by his teammates.
- At Chicago (9/8), started at quarterback and completed 19 of 32 passes for 127 yards with a touchdown and two interceptions. Rushed four times for a then career-best 36 yards. Extended the Titans' second touchdown drive with a pair of conversions: a 22-yard strike to Calvin Ridley on third-and-15 and a three-yard pass to Tyler Boyd on fourth-and-three in the second quarter. Gave the Titans a 17-0 advantage with a 17-yard touchdown pass to Chig Okonkwo in the second stanza.
  - Against N.Y. Jets (9/15), connected on 19 of 28 passes for 192 yards with a touchdown and an interception. Rushed four times for a then career-high 38 yards. Kept the Titans' opening touchdown drive alive with a 15-yard connection to Calvin Ridley on third-and-five in the opening quarter. Extended the Titans' second scoring drive with a 22-yard toss to Tony Pollard on third-and-three just before halftime. Converted a third-and-one with a 21-yard scramble during the Titans' scoring drive in the third stanza. Evened the score at 17-17 with a 40-yard touchdown bomb to Ridley down the right sideline in the third quarter.
  - Against Green Bay (9/22), completed 26 of 34 passes for 260 yards with two touchdowns and two interceptions for a 92.8 passer rating. His 76.5 completion percentage established a new career high (minimum of 20 pass attempts). Rushed three times for 12 yards. Extended the Titans' opening touchdown drive with a pair of third-down conversions: a 20-yard strike to Tyler Boyd on third-and-nine and a seven-yard toss to Josh Whyle on third-and-three in the opening stanza. Evened the score at 7-7 with a one-yard touchdown pass to Nick Vannett in the back of the end zone in the first quarter. Kept the Titans second touchdown drive alive with a one-yard sneak on third-and-one in the third stanza. Cut the lead to 27-14 with an 11-yard touchdown pass to DeAndre Hopkins in the third quarter.
  - At Miami (9/30), started at quarterback and completed three of four passes for 25 yards with an interception before leaving the game with an injury after the second series in the first quarter. Rushed twice for five yards.
  - Against Indianapolis (10/13), started at quarterback and connected on 16 of 27 passes for 95 yards with a touchdown and an interception. Rushed three times for 15 yards. Evened the score at 7-7 with a nine-



yard touchdown strike to Nick Westbrook-Ikhine in the first quarter. Kept the Titans' second touchdown drive alive with a pair of conversions: a five-yard toss to Chig Okonkwo on third-and-four and a 10-yard pass to Treyton Burks on fourth-and-one in the third quarter.

- At Buffalo (10/20), was inactive.
- At Detroit (10/27), was inactive.
- Against New England (11/3), was inactive.
- At L.A. Chargers (11/10), completed 18 of 23 passes for 175 yards with two touchdowns for a 127.4 passer rating. Rushed five times for a career-best 41 yards. His 127.4 passer rating ranked second in his career in a game with at least 20 attempts. Established a career high with a 78.3 completion percentage. Gave the Titans a 7-3 lead with a 42-yard touchdown strike to Calvin Ridley in the opening quarter. Extended the Titans' second scoring drive with a five-yard run on third-and-two in the third quarter. Kept the Titans' final touchdown drive alive with a 19-yard toss to Bryce Oliver on third-and-six in the final stanza. Connected with Ridley for a 15-yard touchdown pass late in the fourth quarter.
- Against Minnesota (11/17), connected on 17 of 31 passes for a season-best 295 yards with a career-long 98-yard touchdown and an interception. Set a career high with an average of 9.52 yards per pass attempt. Rushed seven times for a team-high 18 yards. Extended the Titans' opening scoring drive with a pair of conversions: a three-yard run on third-and-two and a 21-yard hookup with Calvin Ridley on third-and-nine in the opening quarter. Found a streaking Nick Westbrook-Ikhine down the right sideline for a 98-yard touchdown pass midway through the third quarter. It tied for the longest pass in franchise history, matching Jacky Lee's 98-yard touchdown pass to Willard Dewveall against San Diego on Nov. 25, 1962. Kept the Titans' final scoring drive alive with a 33-yard connection to Bryce Oliver on third-and-11 on the last play of the third quarter.
- At Houston (11/24), completed 18 of 24 passes for 278 yards with two touchdowns and an interception for a 123.3 passer rating. Rushed a career-high eight times for 10 yards. Credited with his second career game-winning drive. Completed his first 11 passes of the game, setting a career high. Extended the Titans' initial touchdown drive with a six-yard scamper on fourth-and-one in the first quarter. On the next play, found a streaking Nick Westbrook-Ikhine for a 38-yard touchdown and a 10-7 lead. Kept the Titans' second touchdown drive alive with a 63-yard bomb to Calvin Ridley on third-and-11 in the second quarter. Converted a third-and-eight with a 13-yard connection to Tyler Boyd during a scoring drive in the third quarter. Gave the Titans a 30-27 lead with a 70-yard touchdown toss to Chig Okonkwo in the final stanza.
- At Washington (12/1), connected on 18 of 37 passes for 212 yards with two touchdowns for a 84.5 passer rating. Extended the Titans' first touchdown drive with a pair on third-down conversions: a 14-yard strike to Chig Okonkwo on third-and-10 and a 30-yard connection to Calvin Ridley on third-and-21 in the second quarter. Found Nick Westbrook-Ikhine in the corner of the end zone for a 27-yard touchdown pass late in the second quarter. Kept the Titans' second scoring drive alive with a 16-yard pass to Tyler Boyd on third-and-seven in the third quarter. Set up the Titans' second field goal of the afternoon with a 30-yard completion to Tony Pollard in the third stanza. Connected with Westbrook-Ikhine for a 17-yard touchdown on third-and-seven midway through the fourth quarter.
- Against Jacksonville (12/8), completed 19 of 32 passes for 168 yards while rushing once for three yards. Kept the Titans' second scoring drive alive with a pair of conversions in the third quarter: a seven-yard toss to Tyler Boyd on third-and-six and a four-yard pass to Chig Okonkwo on third-and-four.
- Against Cincinnati (12/15), completed eight of 12 passes for 89 yards with three interceptions before being removed from the game in the third quarter. Kept the Titans' second touchdown alive with a 30-yard connection to Tyler Boyd on third-and-nine in the opening stanza.
- At Indianapolis (12/22), did not play as the backup quarterback.
- At Jacksonville (12/29), did not play as the backup quarterback.

**2023 (9/9):** Started nine games at quarterback as a rookie and completed 149 of 255 passes for 1,808 yards with eight touchdowns and four interceptions for a 84.2 passer rating. Rushed 25 times for 57 yards with a touchdown. Was inactive for eight contests, including the first six games of the season. Has registered one career game with at least 300 passing yards (at MIA). Made his NFL debut and first career start against Atlanta (10/29/23).

- At New Orleans (9/10), was inactive as the third quarterback.
- Against L.A. Chargers (9/17), was inactive as the third quarterback.

- At Cleveland (9/24), was inactive as the third quarterback.
- Against Cincinnati (10/1), was inactive as the third quarterback.
- At Indianapolis (10/8), was inactive as the third quarterback.
- In London, against Baltimore (10/15), was inactive as the third quarterback.
- Against Atlanta (10/29), made his first career NFL start and completed 19 of 29 passes for 238 yards with four touchdowns for a 130.5 passer rating. His passer rating of 130.5 was the best in franchise history among qualifying players (minimum 20 attempts) in the first start of a rookie season. Became the third player in NFL history to record four touchdown passes in his NFL debut, joining Minnesota's Fran Tarkenton and the Titans' Marcus Mariota. Rushed seven times for 11 yards. Extended the Titans' opening touchdown drive with a five-yard toss to Derrick Henry on third-and-one in the first quarter. Gave the Titans a 7-3 lead with his first career touchdown pass, a 47-yard bomb to DeAndre Hopkins, late in the first quarter. Kept the Titans' second touchdown drive alive with a four-yard pass to Chig Okonkwo on third-and-one in the second stanza. Found Hopkins across the middle for a 16-yard touchdown pass and a 14-3 lead in the second quarter. Increased the Titans lead to 21-9 with a 61-yard strike to Hopkins late in the third quarter. Kept the Titans' final touchdown drive alive with a 10-yard toss to Okonkwo on third-and-four in the final stanza. Fired his fourth touchdown of the day, a 33-yard deep shot to Nick Westbrook-Ikhine, to give the Titans a 28-16 advantage in the fourth quarter.
- At Pittsburgh (11/2), made his first career road NFL start and completed 22 of 39 passes for 262 yards with an interception. Rushed once for two yards. Extended the Titans' touchdown drive with a pair of third-down conversions: a 23-yard pass to Nick Westbrook-Ikhine on third-and-13 and a five-yard connection to DeAndre Hopkins on third-and-three in the second quarter. In the final minute of the first half, recorded completions of 24 and 21 yards to Kyle Philips on consecutive plays to help set up a field goal.
- At Jacksonville (11/19), completed 13 of 17 passes for 158 yards with two touchdowns for a 143.8 passer rating. Got the Titans on the scoreboard with a 43-yard touchdown toss to DeAndre Hopkins on the final play of the third quarter. Set up the Titans second touchdown with a 49-yard deep ball to Chris Moore in the final stanza. Found Jeffery Simmons for a two-yard touchdown pass in the fourth quarter.
- Against Carolina (11/26), completed 18 of 28 passes for 185 yards in the victory. Extended the Titans' opening touchdown drive with a 12-yard pass to Chris Moore on third-and-three in the first quarter. Helped set up the Titans' first touchdown with a 25-yard connection to Chig Okonkwo down to the Panthers' one-yard line. Set up the Titans' field goal just before halftime with an 18-yard strike to Nick Westbrook-Ikhine on third-and-one with less than 10 seconds remaining in the second stanza.
- Against Indianapolis (12/3), connected on 16 of 33 passes for 224 yards with a touchdown. Rushed twice for five yards with a first down. Set up the Titans first touchdown of the afternoon with a 39-yard pass to Chig Okonkwo in the opening quarter. Had the presence of mind to run down field and pounce on his own fumble after a strip-sack in the opening quarter. Extended the Titans' second scoring drive with a 12-yard toss to Chris Moore on third-and-nine in the first stanza. Extended the Titans' final touchdown drive with a seven-yard pass to Tyjae Spears on third-and-six in the fourth quarter. Evened the score at 25-25 with a three-yard touchdown strike to DeAndre Hopkins in the fourth stanza.
- At Miami (12/11), completed 23 of 38 passes for 327 yards with a touchdown and an interception. Became the first NFL rookie quarterback to pass for 300 or more yards on Monday Night Football. Became the franchise's first rookie starting quarterback to win a primetime game since the 1970 AFL-NFL merger. Rushed four times for 15 yards. Extended the Titans' opening touchdown drive with a 10-yard pass to Tyjae Spears on third-and-seven in the second quarter. Set up the Titans field goal just before halftime with a 45-yard bomb to DeAndre Hopkins down to the Miami 10-yard line late in the second quarter. Kept the Titans' third-quarter scoring drive alive with a 30-yard toss to Tyjae Spears on third-and-six in the third stanza. Converted a third-and-four with a seven-yard pass to Chig Okonkwo during a Titans' touchdown drive in the fourth quarter. Got the Titans to within one score with a three-yard touchdown toss to DeAndre Hopkins in the fourth quarter. Made it a six-point game at 27-21 with a two-point conversion pass to Nick Westbrook-Ikhine in the corner of the end zone in the fourth quarter. Kickstarted the Titans' game-winning touchdown drive with a 36-yard connection to Hopkins late in the final stanza.

**COLLEGE:**

- Played two seasons at Kentucky after spending his first three collegiate seasons at Penn State. In four total seasons on the field, he appeared in 39 games with 26 starts, completing 479 of 738 passes for 5,876 yards with 46 passing touchdowns. Totaled 312 rushes for 742 yards with 17 rushing scores. Levis finished his career with a 17-7 record as a starter at Kentucky, tying Terry Wilson for the second-most quarterback wins since 1993. Accounted for 54 total touchdowns at Kentucky (43 passing and 11 rushing) and tallied 5,233 passing yards for the Wildcats, finishing sixth on the program's all-time list. Levis, a two-time team captain for the Wildcats, notched six 300-yard passing games at Kentucky, the fourth-most in school history.
- As a senior (2022), started 11 games at quarterback and connected on 185 of 283 passes for 2,406 yards with 19 passing scores, while ranking fourth in the SEC in pass efficiency (151.9). Finished fifth in the SEC with 19 passing scores.
- As a junior (2021), transferred from Penn State to Kentucky and was elected a team captain for his initial campaign with the Wildcats. Started in all 13 games and helped lead UK to 10 wins for the fourth time in school history. Totaled 3,203 yards total offense, the seventh player in school history to reach 3,000 yards of total offense in a season. Completed 233 of 353 passes for 2,826 yards and 24 passing scores. Registered 107 rushes for 376 yards and a team-high tying nine rushing touchdowns. Ranked in the top 10 in several statistical categories in the SEC, including fourth in offense touchdowns (33), fifth in pass completions (233) and sixth in total offensive yards (3,203), total passing yards (2,827), pass attempts (353) and passing touchdowns (24).
- As a sophomore (2020), played in eight games with one start at quarterback for Penn State and connected on 33 of 55 passes for 421 yards with a score. Rushed 82 times for 260 yards with three touchdowns. At Michigan (11/28), rushed for 25 yards on six carries with a two-yard rushing touchdown, helping the Nittany Lions win 27-17 in "The Big House."
- As a redshirt freshman (2019), appeared in seven games with one start at quarterback for Penn State. Completed 28 of 47 passes for 223 yards with two touchdowns and two interceptions. Totaled 213 rushing yards on 51 carries with three scores.
- As a freshman (2018), redshirted at Penn State.
- Graduated in May of 2021 from Penn State's Smeal College of Business in three years with a degree in finance. Graduated with a master's degree in finance from Kentucky's Gatton School of Business and Economics in December of 2022.

**PERSONAL:**

- Was a three-year letter winner at Xavier (Middletown, Conn.) High School.
- As a senior captain (2017), earned second-team Walter Camp All-Connecticut honors after breaking Xavier's records for passing yards (2,793), passing touchdowns (27) and completions in a season.
- Named the Hartford Courant's Offensive Player of the Year and an All-Courant first-team selection.
- As a junior (2016), registered 1,972 passing yards with 19 passing touchdowns and six rushing touchdowns.

- Carried a 4.0 grade-point average during his prep career, winning the Brother Celestine Academic Award, while also being chosen as an All-SCC Tier 1 academic athlete in 2017.
- Member of the National Honor Society and was a Ryken Scholar.
- Also lettered in baseball at Xavier.
- Son of Beth and Michael Levis and has three younger sisters: Kelley, Jillian and Claire.
- Follow Levis on X, Instagram and TikTok at @will\_levis.
- Born Will Donovan Levis on June 27, 1999 in Newton, Mass.

## WILL LEVIS' GAME-BY-GAME

2023 Tennessee Titans				PASSING										RUSHING					COMBINED RUSH + PASS			
Date	Opp	W/L	P/S	Att	Cmp	Pct	Yds	Yds/Att	TD	Int	Lg	Sk	Lst	Rating	Att	Yds	Avg	Lg	TD	Yards	Touchdowns	
Sept 10	@ NO	L	IA																			
Sept 17	LAC	W	IA																			
Sept 24	@ Cle	L	IA																			
Oct 1	Cin	W	IA																			
Oct 8	@ Ind	L	IA																			
Oct 15	Bal	L	IA																			
Oct 29	Atl	W	S	29	19	65.5	238	8.2	4	0	61t	2	12	130.5	7	11	1.6	5	0	249	47, 16, 61, 33	
Nov 2	@ Pit	L	S	39	22	56.4	262	6.7	0	1	29	4	27	66.4	1	2	2.0	2	0	264		
Nov 12	@ TB	L	S	39	19	48.7	199	5.1	0	1	29	4	32	53.3	0	0	-	0	0	199		
Nov 19	@ Jax	L	S	17	13	76.5	158	9.3	2	0	49	2	15	143.8	4	2	0.5	4	0	160	43, 2	
Nov 26	Car	W	S	28	18	64.3	185	6.6	0	0	25	1	1	83.2	3	-3	-1.0	-1	0	182		
Dec 3	Ind	L	S	33	16	48.5	224	6.8	1	0	39	6	20	80.9	2	5	2.5	6	0	229	3	
Dec 11	@ Mia	W	S	38	23	60.5	327	8.6	1	1	45	1	7	86.2	4	15	3.8	11	0	342	3	
Dec 17	Hou	L	S	26	17	65.4	199	7.7	0	1	37	7	61	72.4	4	25	6.3	11	1	224	1r	
Dec 24	Sea	L	IA																			
Dec 31	@ Hou	L	S	6	2	33.3	16	2.7	0	0	12	1	10	42.4	0	0	-	0	0	16		
Jan 7	Jax	W	IA																			
<b>Totals</b>		<b>6-11</b>	<b>9/9</b>	<b>255</b>	<b>149</b>	<b>58.4</b>	<b>1,808</b>	<b>7.1</b>	<b>8</b>	<b>4</b>	<b>61t</b>	<b>28</b>	<b>185</b>	<b>84.2</b>	<b>25</b>	<b>57</b>	<b>2.3</b>	<b>11</b>	<b>1</b>	<b>1,865</b>		

2024 Tennessee Titans				PASSING										RUSHING					COMBINED RUSH + PASS			
Date	Opp	W/L	P/S	Att	Cmp	Pct	Yds	Yds/Att	TD	Int	Lg	Sk	Lst	Rating	Att	Yds	Avg	Lg	TD	Yards	Touchdowns	
Sept 8	@ Chi	L	S	32	19	59.4	127	4.0	1	2	22	3	23	52.5	4	36	9.0	15	0	163	17	
Sept 15	NYJ	L	S	28	19	67.9	192	6.9	1	1	40t	4	22	84.2	4	38	9.5	21	0	230	40	
Sept 22	GB	L	S	34	26	76.5	260	7.6	2	2	29	8	56	92.8	3	12	4.0	8	0	272	1, 11	
Sept 30	@ Mia	W	S	4	3	75.0	25	6.3	0	1	16	0	0	51.0	2	5	2.5	3	0	30		
Oct 13	Ind	L	S	27	16	59.3	95	3.5	1	1	23	0	0	63.0	3	15	5.0	7	0	110	9	
Oct 20	@ Buf	L	IA																			
Oct 27	@ Det	L	IA																			
Nov 3	NE	W	IA																			
Nov 10	@ LAC	L	S	23	18	78.3	175	7.6	2	0	41t	7	18	127.4	5	41	8.2	12	0	216	41, 15	
Nov 17	Min	L	S	31	17	54.8	295	9.5	1	1	98t	5	34	84.7	7	18	2.6	10	0	313	98	
Nov 24	@ Hou	W	S	24	18	75.0	278	11.6	2	1	70t	8	41	123.3	8	10	1.3	6	0	288	38, 70	
Dec 1	@ Was	L	S	37	18	48.6	212	5.7	2	0	30	2	2	84.5	2	-3	-1.5	0	0	209	27, 17	
Dec 8	Jax	L	S	32	19	59.4	168	5.3	0	0	30	2	22	73.4	1	3	3.0	3	0	171		
Dec 15	Cin	L	S	12	8	66.7	89	7.4	0	3	40	1	7	49.0	2	0	0.0	2	0	89		
Dec 22	@ Ind	L	DNP																			
Dec 29	@ Jax	L	DNP																			
Jan 4/5	Hou																					
<b>Totals</b>		<b>3-13</b>	<b>11/11</b>	<b>284</b>	<b>181</b>	<b>63.7</b>	<b>1,916</b>	<b>6.7</b>	<b>12</b>	<b>12</b>	<b>98t</b>	<b>40</b>	<b>225</b>	<b>79.8</b>	<b>41</b>	<b>175</b>	<b>4.3</b>	<b>21</b>	<b>0</b>	<b>2,091</b>		

## WILL LEVIS' NFL STATISTICS

REGULAR SEASON			PASSING										RUSHING					
Year	Team	GP/GS	Att	Cmp	Pct	Yds	Yd/Att	TD	INT	Lg	Sk	Yds	Rat	Att	Yds	Avg	Lg	TD
2023	TEN	9/9	255	149	58.4	1,808	7.1	8	4	61t	28	185	84.2	25	57	2.3	11	1
2024	TEN	11/11	284	181	63.7	1,916	6.7	12	12	98t	40	225	79.8	41	175	4.3	21	0
<b>NFL Totals</b>		<b>20/20</b>	<b>539</b>	<b>330</b>	<b>61.2</b>	<b>3,724</b>	<b>6.9</b>	<b>20</b>	<b>16</b>	<b>98t</b>	<b>68</b>	<b>410</b>	<b>81.9</b>	<b>66</b>	<b>232</b>	<b>3.5</b>	<b>21</b>	<b>1</b>

Regular Season Career record as starter: 5-15 (.250)

### Single-Game Highs

Attempts - 39 (Twice, last at Tampa Bay 11/12/23)

Completions - **26 vs. Green Bay (9/22/24)**

Passing Yards - 327 at Miami (12/11/23)

Touchdown Passes - 4 vs. Atlanta (10/29/23)

Long Completion - **98t vs. Minnesota (11/17/24)**

Completion Percentage - **78.3 at L.A. Chargers (11/10/24)**

Rushes - **8 at Houston (11/24/24)**

Rushing Yards - **41 at L.A. Chargers (11/10/24)**

Long Rush - **21 vs. N.Y. Jets (9/15/24)**

Rushing Touchdowns - 1 vs. Houston (12/17/23)

### Additional Statistics

Fumble Recoveries - 2 (2023), **3 (2024)**



# 97 JAMES LYNCH

DEFENSIVE LINEMAN • 6'4" • 295 LBS

COLLEGE: BAYLOR • ACQUIRED: FREE AGENT - 2024

NFL EXPERIENCE (NFL/TITANS): 4/1 • HOMETOWN: ROUND ROCK, TEXAS

GAMES PLAYED/GAMES STARTED: 53/3 (PLAYOFFS: 1/0)



**PRO:** The Titans signed James Lynch to the team's practice squad prior to the start of the 2024 season to bring depth to the defensive line. The 6-foot-4-inch, 295-pounder originally entered the league as a fourth-round draft pick of the Minnesota Vikings in 2020. He played in 37 games with three starts during his first three seasons in Minnesota (2020-22), totaling 53 tackles, four tackles for loss and two sacks. The Baylor product missed the entire 2023 campaign after suffering a season-ending during training camp.

#### TITANS TIDBITS:

- While participating in the 2020 NFL Combine, Lynch partnered with Uplifting Athletes to raise money for the rare disease community.
- Lynch's middle name, Husker, was given to him by his father Tim who played linebacker at Nebraska.

#### CAREER TRANSACTIONS:

- The Round Rock, Texas, native was selected by the Minnesota Vikings in the fourth round (130th overall) of the 2020 NFL Draft.
- Released by the Vikings on Aug. 27, 2024.
- Signed by the Titans to their practice squad on Aug. 29, 2024.
- Activated from the practice squad to the active roster standard elevation on Sept. 7, 2024.
- Signed by the Titans to the active roster from the practice squad on Sept. 11, 2024.

#### SEASON RECAPS:

**2024 (16/0 - Tennessee):** Has tied for the team lead in sacks once in 2024 (at JAX). Has tied for the team lead in passes defended once in 2024 (at WAS).

- At Chicago (9/8), made his Titans debut as a reserve on the defensive front and posted a quarterback pressure.
- Against N.Y. Jets (9/15), played as a reserve on the defensive front and collected a quarterback pressure.
- Against Green Bay (9/22), saw action as a reserve at defensive end.
- At Miami (9/30), played as a reserve at defensive end and totaled four tackles. Combined with Kenneth Murray Jr. to stop Jaylen Wright for no gain on a rush off right end late in the third quarter. Halted a Miami drive by teaming with Ernest Jones IV to stuff De'Von Achane for a one-yard loss on a fourth-and-one rush off right tackle in the final stanza.
- Against Indianapolis (10/13), saw limited action as a reserve on the defensive front.
- At Buffalo (10/20), played as a reserve on the defensive line and recorded two tackles, including a stop for loss. Dropped James Cook for a four-yard loss on a rush off left tackle late in the third quarter.
- At Detroit (10/27), saw action as a reserve on the defensive line.
- Against New England (11/3), played as a reserve on the defensive front and totaled a tackle, a quarterback pressure and a pass defended. Batted down a pass intended for Kayshon Boutte in the second stanza.
- At L.A. Chargers (11/10), played as a reserve on the defensive front.
- Against Minnesota (11/17), saw action as a reserve on the defensive line and tallied a tackle. Teamed with Amani Hooker to stuff Aaron Jones for no gain on a third-and-goal rush in the second quarter.
- At Houston (11/24), saw action as a reserve on the defensive front.
- At Washington (12/1), played as a reserve at defensive tackle and recorded a tackle with a pass defended. Batted down a pass at the line of scrimmage that was intended for Zach Ertz in the second stanza.
- Against Jacksonville (12/8), saw action as a reserve on the defensive front in his 50th career regular season contest.

- Against Cincinnati (12/15), played as a reserve at defensive end and amassed two tackles.
- At Indianapolis (12/22), saw action as a reserve at nose tackle and collected three tackles.
- At Jacksonville (12/29), played as a reserve on the defensive front and totaled a sack with a quarterback pressure. Halted a Jaguars' drive by sacking Mac Jones on third-and-eight late in the first quarter.

**2023 (0/0 - Minnesota):** Spent the entire season on injured reserve after suffering an injury during training camp.

**2022 (15/2, 1/0 - Minnesota):** Appeared in 15 games with two starts and collected 20 tackles and a tackle for loss. Also saw action as a reserve in the postseason contest.

- At Buffalo (11/13), tied a career-high with five tackles.
- Against NY Giants (1/15), recorded a tackle in his playoff debut.

**2021 (13/1 - Minnesota):** Saw action in 13 games with one start. Set a career-high with 30 tackles. Was inactive for the first four games of the season. Recorded his first start against San Francisco (11/28).

- At Carolina (10/17), recorded two tackles and a sack, bringing down Sam Darnold for an eight-yard loss.
- Against San Francisco (11/28), made his first start at defensive tackle and collected five tackles.

**2020 (9/0 - Minnesota):** Played in nine games as a rookie, recording two tackles and a sack. Was inactive for six contests, including the first for games of the season. Did not play in another contest. Made his NFL debut at Seattle (10/11) on Sunday Night Football.

- Against Seattle (10/11), registered two tackles and one sack, corralling Russell Wilson for an eight-yard loss.

#### COLLEGE:

- After a three-year career at Baylor, Lynch left as the school's all-time sack leader, racking up 23 sacks in 38 games. Lynch helped revitalize the program and culminated his career by being named Consensus All-American as a junior in 2019. He posted 101 tackles, 33.5 tackles for loss, seven passes defended, three forced fumbles, three fumble recoveries and three blocked kicks.
- As a junior (2019), started all 14 games at defensive end. Led the team with 13.5 sacks. Added 41 tackles, five passes defended, three forced fumbles and 13 quarterback hurries. Also blocked three kicks and finished with 13.5 tackles for loss, good for third-most in school history for a single season. Earned Big 12 Defensive Player of the Year honors and was named first team All-American.
- As a sophomore (2018), started all 13 games and totaled 40 tackles, nine tackles for loss, two passes defended and a team-leading 5.5 sacks. Was an All-Big 12 first team selection by the Associated Press and Tribune-Herald and an Academic All-Big 12 second-team honoree.
- As a freshman (2017), played in 11 games as a defensive tackle and racked up 20 tackles, five tackles for loss, one fumble. Led all conference freshman with three sacks.
- Majored in pre-business at Baylor.

#### PERSONAL:

- Attended Round Rock (Texas) High School and was rated the nation's 31st-best defensive tackle prospect in the 2017 recruiting class by 247Sports.com. Was also ranked the No. 50 recruit in the state of Texas.
- As a senior (2016), was named District 13-6A Defensive Lineman of the



## JAMES LYNCH'S NFL STATISTICS

REGULAR SEASON				TACKLES							INTERCEPTIONS					FUMBLES			
Year	Team	GP	GS	Tot	Solo	Asst	Sk	Yds	QBP	TFL	No	Yds	Lg	TD	PD	FF	FR	Yds	SpT
2020	Minnesota	9	0	3	2	1	1.0	8.0	1	1	0	0	0	0	0	0	0	0	0
2021	Minnesota	13	1	30	18	12	1.0	8.0	4	2	0	0	0	0	0	0	1	0	0
2022	Minnesota	15	2	20	11	9	0.0	0.0	4	1	0	0	0	0	0	0	0	0	0
2023	Minnesota	0	0	Injured Reserve															
2024	Tennessee	16	0	15	3	12	1.0	1.0	4	2	0	0	0	0	2	0	0	0	0
<b>NFL Totals</b>		<b>53</b>	<b>3</b>	<b>68</b>	<b>34</b>	<b>34</b>	<b>3.0</b>	<b>17.0</b>	<b>13</b>	<b>6</b>	<b>0</b>	<b>0</b>	<b>0</b>	<b>0</b>	<b>2</b>	<b>0</b>	<b>1</b>	<b>0</b>	<b>0</b>

PLAYOFFS				TACKLES							INTERCEPTIONS					FUMBLES			
Year	Team	GP	GS	Tot	Solo	Asst	Sk	Yds	QBP	TFL	No	Yds	Lg	TD	PD	FF	FR	Yds	SpT
2022	Minnesota	1	0	1	0	1	0.0	0.0	0	0	0	0	0	0	0	0	0	0	0
<b>NFL Totals</b>		<b>1</b>	<b>0</b>	<b>1</b>	<b>0</b>	<b>1</b>	<b>0.0</b>	<b>0.0</b>	<b>0</b>	<b>0</b>	<b>0</b>	<b>0</b>	<b>0</b>	<b>0</b>	<b>0</b>	<b>0</b>	<b>0</b>	<b>0</b>	<b>0</b>

### Single-Game Highs

Tackles - 5 (Twice, last at Buffalo, 11/13/22)

Tackle for Loss - **1 (Six times, last at Jacksonville 12/29/24)**

Sacks - **1 (Three times, last at Jacksonville 12/29/24)**

Fumble Recoveries - 1 vs. Detroit (10/10/21)

Passes Defensed - **1 vs. New England (11/3/24)**

### Playoff Single-Game Highs

Tackles - 1 vs. N.Y. Giants (1/15/23)



# 88 DAVID MARTIN-ROBINSON



**TIGHT END • 6'3" • 248 LBS**

**COLLEGE: TEMPLE • ACQUIRED: FREE AGENT - 2024**

**NFL EXPERIENCE (NFL TITANS): ROOKIE • HOMETOWN: LANCASTER, PA.**

**GAMES PLAYED/GAMES STARTED: 4/1 (PLAYOFFS: 0/0)**

**PRO:** The Titans signed David Martin-Robinson as a rookie free agent following the 2024 NFL Draft. The 6-foot-3-inch, 248-pounder made the Titans' 53-man roster out of training camp following a stellar preseason that saw him lead the team in receptions and receiving yards. Martin-Robinson caught 94 balls for 1,177 yards with six touchdowns at Temple, becoming the third Owls tight end to eclipse 1,000 career receiving yards and first tight end in school history to have 90 career receptions.

**TITANS TIDBITS:**

- Martin-Robinson spent 2022 spring break in Rome as part of Temple's Study Abroad program.

**CAREER TRANSACTIONS:**

- The Lancaster, Pa., native was signed by the Titans as an undrafted free agent on May 10, 2024.

**SEASON RECAPS:**

**2024 (4/1):** Made his NFL debut against Jacksonville (12/8/24). Has tied for the team lead in special teams tackles once in 2024 (at JAX).

- At Chicago (9/8), was inactive.
- Against N.Y. Jets (9/15), was inactive.
- Against Green Bay (9/22), was inactive.
- At Miami (9/30), was inactive.
- Against Indianapolis (10/13), was inactive.
- At Buffalo (10/20), was inactive.
- At Detroit (10/27), was inactive.
- Against New England (11/3), was inactive.
- At L.A. Chargers (11/10), was inactive.
- Against Minnesota (11/17), was inactive.
- At Houston (11/24), was inactive.
- At Washington (12/1), was inactive.
- Against Jacksonville (12/8), played as a reserve on special teams and at tight end in his first career NFL contest.
- Against Cincinnati (12/15), saw action as a reserve at tight end and on special teams.
- At Indianapolis (12/22), played as a reserve at tight end and snared his first career reception for six yards. Collected a special teams tackle on coverage units.
- At Jacksonville (12/29), made his first career start at tight end. Tied for the team lead with a special teams stop on coverage units.

**COLLEGE:**

- Appeared in 47 games at tight end over six seasons at Temple (2018-23) and caught 94 balls for 1,177 yards and six touchdowns for the Owls. He became the third Temple tight end to eclipse 1,000 career receiving yards and first tight end in school history to have 90 career receptions.
- As a graduate (2023), appeared in all 12 games, making 40 receptions for 537 yards and four touchdowns. Earned second team All-AAC after leading the team in receptions and tying for the lead in receiving scores.
- As a redshirt senior (2022), tallied then career-highs with 33 catches for 366 yards and two touchdowns. Appeared in nine games and was named fourth team All-AAC by Phil Steele.
- As a redshirt junior (2021), appeared in five games, totaling 61 yards on four receptions. Lettered after missing time with an injury.
- As a redshirt sophomore (2020), appeared in four games and recorded 11 receptions for 147 yards. Named to the AAC All-Academic team.
- As a redshirt freshman (2019), played in a career-high 13 games with six starts and made five catches for 64 yards.
- As a freshman (2018), was one of five freshman to see game action, appearing in four games before eventually redshirting.
- Graduated from Temple with a degree in psychology in February 2023.

**PERSONAL:**

- Attended Hempfield (Pa.) High School and played wide receiver, running back, linebacker, safety and was a four-time letterwinner and two-time all-conference selection.
- As a senior, scored 11 touchdowns to go with 53 tackles, two interceptions and one forced fumble.
- Also played basketball and participated in track and field.
- Son of Michele Martin and Andre Robinson and has one sister.
- Follow Martin-Robinson on Instagram and X at @DMR717\_\_.
- Born David Martin-Robinson on December 26, 1999 in Lancaster, Pa.

## DAVID MARTIN-ROBINSON'S GAME-BY-GAME

2024 Tennessee Titans				RECEIVING				
Date	Opp.	W/L	P/S	No	Yds	Avg	Lg	TD
Sept 8	@ Chi	L	IA					
Sept 15	NYJ	L	IA					
Sept 22	GB	L	IA					
Sept 30	@ Mia	W	IA					
Oct 13	Ind	L	IA					
Oct 20	@ Buf	L	IA					
Oct 27	@ Det	L	IA					
Nov 3	NE	W	IA					
Nov 10	@ LAC	L	IA					
Nov 17	Min	L	IA					
Nov 24	@ Hou	W	IA					

Dec 1	@ Was	L	IA							
Dec 8	Jax	L	p	0	0	-	0	0		
Dec 15	Cin	L	p	0	0	-	0	0		
Dec 22	@ Ind	L	p	1	6	6.0	6	0		
Dec 29	@ Jax	L	S	0	0	-	0	0		
Jan 4/5	Hou									
<b>Totals</b>				<b>3-13</b>	<b>4/1</b>	<b>1</b>	<b>6</b>	<b>6.0</b>	<b>6</b>	<b>0</b>

## DAVID MARTIN-ROBINSON'S NFL STATISTICS

### REGULAR SEASON

REGULAR SEASON		RECEIVING								RUSHING				
Year	Team	GP	GS	No	Yds	Avg	Lg	TD	Att	Yds	Avg	Lg	TD	
2024	Tennessee	4	1	1	6	6.0	6	0	0	0	-	0	0	
<b>NFL Totals</b>		<b>4</b>	<b>1</b>	<b>1</b>	<b>6</b>	<b>6.0</b>	<b>6</b>	<b>0</b>	<b>0</b>	<b>0</b>	<b>-</b>	<b>0</b>	<b>0</b>	

### Single-Game Highs

Receptions - [1 at Indianapolis \(12/22/24\)](#)  
Receiving Yards - [6 at Indianapolis \(12/22/24\)](#)  
Long Reception - [6 at Indianapolis \(12/22/24\)](#)  
Receiving Touchdowns -

### Additional Statistics

Special Teams Tackles - [2 \(2024\)](#)

# 21 ROGER McCREARY

CORNERBACK • 5'11" • 190 LBS

COLLEGE: AUBURN • ACQUIRED: 2ND ROUND - 2022

NFL EXPERIENCE (NFL/TITANS): 3/3 • HOMETOWN: MOBILE, ALA.

GAMES PLAYED/GAMES STARTED: 46/34 (PLAYOFFS: 0/0)



**PRO:** The Titans selected Roger McCreary in the second round (35th overall) of the 2022 NFL Draft. The 5-foot-11-inch, 190-pounder is a physical, athletic cornerback that is known for always being around the ball. McCreary has been a mainstay in the Titans defensive backfield during his first two NFL campaigns, having played in 32 games with 28 starts while collecting a team-best 170 tackles to go along with two interceptions, two sacks and 14 passes defended. The Mobile, Ala., native was a two-year starter at Auburn and notched an impressive 22 passes defended, including four interceptions, during his final two collegiate campaigns.

#### CAREER HIGHLIGHTS:

- In 2023, McCreary ranked third on the team with 86 tackles while posting two sacks, an interception, four quarterback pressures, seven stops for loss, six passes defended and a forced fumble.
- In 2022, McCreary was one of only three rookie cornerbacks in the NFL to start all 17 games. He finished third on the team with 85 tackles, and ranked second on the squad with eight passes defended, which included an interception.

#### TITANS TIDBITS:

- McCreary's pregame ritual in college was eating two plates of baked beans with sugar the night before a game. The tradition started when he got to Auburn and he says Bush's baked beans are his favorite.
- McCreary enjoys singing in his free time.
- His uncle, Angelo James, was a defensive back for the Philadelphia Eagles.

#### CAREER TRANSACTIONS:

- The Mobile, Ala., native was selected by the Titans in the second round (35th overall) of the 2022 NFL Draft.

#### SEASON RECAPS:

**2024 (14/6):** Ranks second on the team with 12 tackles for loss, which is tied for the most among NFL defensive backs in 2024. Has tied for the team lead in passes defended once in 2024 (at LAC).

- At Chicago (9/8), saw significant action as a reserve at nickelback and posted five tackles, including a team-best and career-high three tackles for loss. Teamed with Harold Landry III to drop Gerald Everett for a one-yard loss on a short pass in the opening stanza. Stuffed D'Andre Swift for a four-yard loss on a rush off left guard late in the second quarter. Stonewalled DJ Moore for a one-yard loss on a short pass late in the final stanza.
- Against N.Y. Jets (9/15), played as a reserve as the nickel and collected three tackles, including a stop for loss and a quarterback pressure. Read the run and stonewalled Breece Hall for a six-yard loss on a carry off left end in the fourth quarter.
- Against Green Bay (9/22), saw significant action as a reserve at cornerback and notched two tackles.
- At Miami (9/30), played as a reserve at cornerback and totaled a tackle. Helped limit the Dolphins to 78 net passing yards.
- Against Indianapolis (10/13), made his first start of the season as the nickelback and registered four tackles. Combined with Ernest Jones IV to stuff Trey Sermon for no gain on a rush off right tackle in the fourth quarter.
- At Buffalo (10/20), started at cornerback.
- At Detroit (10/27), played as a reserve as the nickelback and amassed three tackles, including a sack, another stop for loss and a quarterback pressure. Dropped Jared Goff for a 13-yard sack in the opening quarter.

Combined with Arden Key to stop Craig Reynolds for a two-yard loss on a third-and-five rush in the final stanza.

- Against New England (11/3), started at nickelback and totaled three tackles, including a stop for loss. Combined with Jack Gibbens to stop Hunter Henry for no gain on a short pass in the third stanza. Stonewalled DeMario Douglas for a one-yard loss on a short pass in the fourth quarter.
- At L.A. Chargers (11/10), started at nickelback and posted three tackles, including a stop for loss and a pass defended. Stonewalled Jalen Reagor for a three-yard loss on a rush off right end early in the second quarter. Forced the Chargers to settle for a field goal by breaking up a deep third-and-five pass intended for Will Dissly in the end zone in the second quarter.
- Against Minnesota (11/17), played as a reserve at cornerback and tallied four tackles, including a stop for loss. Combined with Harold Landry III to stonewall Jordan Addison for a two-yard loss on a short pass in the second quarter.
- At Houston (11/24), saw significant action as a reserve as the nickelback and finished second on the squad with six tackles, including two stops for loss and a quarterback pressure. Stuffed Joe Mixon for a three-yard loss on a short pass in the first quarter. Stopped Cade Stover for a four-yard loss on a short pass in the final stanza.
- At Washington (12/1), started at nickelback and recorded eight tackles before exiting the contest in the third quarter with an injury. Combined with Jeffery Simmons to stuff Brian Robinson Jr. for no gain on a rush off right tackle late in the first quarter.
- Against Jacksonville (12/8), was inactive.
- Against Cincinnati (12/15), was inactive.
- At Indianapolis (12/22), returned to the lineup as a reserve at cornerback and collected a tackle.
- At Jacksonville (12/29), started at cornerback and totaled four tackles, including a stop for loss and a quarterback pressure. Stuffed Tank Bigsby for a one-yard loss on a rush up the middle in the second quarter.

**2023 (15/11):** Played in 15 games with 11 starts at cornerback and finished third on the team with 86 tackles. Posted two sacks, an interception, four quarterback pressures, seven stops for loss, six passes defended and a forced fumble. Was inactive for two contests. Led or tied for the team lead in sacks twice in 2023 (at CLE, at IND). Tied for the team lead in passes defended four times in 2023 (at TB, vs. CAR, at MIA, vs. JAX).

- At Cleveland (9/24), played as a reserve at cornerback and finished second on the team with 10 tackles, including his first career sack and two quarterback pressures. Combined with Azeem Al-Shaair to stonewall Jerome Ford for no gain on a rush off left guard in the opening stanza. Posted his first career sack by dropping Deshaun Watson for an eight-yard loss in the third stanza.
- At Indianapolis (10/8), started at cornerback and recorded eight tackles, a sack and a forced fumble. Dropped Anthony Richardson for a sack and forced a fumble that went out of bounds for a 17-yard loss in the second quarter. Combined with Kevin Byard to stop Zack Moss for no gain on a rush up the middle in the final quarter.
- At Tampa Bay (11/12), collected five tackles and his first interception of the season. Halted the Buccaneers' opening drive by intercepting a Baker Mayfield deep pass intended for Deven Thompkins on third-and-15.
- At Miami (12/11), notched seven tackles with a pass defended. Helped limit the NFL's top-ranked passing offense to 208 net yards. Stuffed Raheem Mostert for no gain on a rush off right end in the first stanza. Halted a Dolphins' drive by breaking up a pass intended for DeVon Achane on third-and-seven late in the second quarter.



- Against Houston (12/17), tallied seven tackles, including a stop for loss and a pass defended. Combined with Jack Gibbens to stuff Devin Singletary for a one-yard loss on a rush off left end in the third quarter. Forced the Texans' to settle for a field goal by breaking up a pass intended for Noah Brown on third-and-nine in the third quarter.
- At Houston (12/31), recorded seven tackles, including two stops for loss. Stopped Devin Singletary for no gain on a short pass in the second quarter. Combined with Azeez Al-Shaair to stuff Nico Collins for a two-yard loss on a short pass late in the second stanza. Teamed with Al-Shaair to stonewall Dameon Pierce for a one-yard loss on a rush off left end in the fourth quarter.
- Against Jacksonville (1/7), collected nine tackles and a pass defended. Broke up a pass intended for Calvin Ridley late in the third quarter.

**2022 (17/17):** Started all 17 games at cornerback as a rookie and ranked third on the team with 85 tackles. Finished second on the squad with eight passes defended. Registered an interception, two stops for loss and a quarterback pressure. Was one of three players on the team to start all 17 games, and he became the first Titans rookie cornerback since 2017 to start every game. Led or tied for the team lead in tackles three times in 2022 (at BUF, vs. LV, at IND). Led or tied for the team lead in passes defended three times in 2022 (vs. LV, at LAC, at JAX).

- Against N.Y. Giants (9/11), made his NFL debut as a starter at cornerback and posted two tackles.
- At Buffalo (9/19), started at cornerback and led the team with a career-best 11 tackles. Stuffed Zach Moss for no gain on a rush off right end in the opening stanza.
- Against Las Vegas (9/25), started at cornerback and led the team with 10 tackles to go along with his first career pass defended. Defended a pass intended for Keelan Cole in the end zone on third-and-10 late in the fourth quarter.
- At Indianapolis (10/2), tied for the team lead with seven tackles, including a stop for loss. Teamed with Kevin Byard to stop Parris Campbell for a two-yard loss on a short pass in the third quarter. Stuffed Nyheim Hines for a three-yard loss on a short pass in the final stanza.
- At Kansas City (11/6), produced eight tackles and collected his first career interception. Teamed with Jeffery Simmons to stuff Clyde Edwards-Helaire for no gain on a rush off right tackle late in the first quarter. Notched his first career interception by picking off a Patrick Mahomes pass intended for Travis Kelce in the third quarter.
- At Green Bay (11/17), registered five tackles, including a stop for loss. Combined with Sam Okuyinonu to stuff Aaron Jones for a four-yard loss on a rush off right end in the third quarter.
- Against Cincinnati (11/27), collected two tackles with a pass defended. Halted a Bengals' drive by breaking up a third-and-six pass intended for Hayden Hurst in the second stanza.
- At L.A. Chargers (12/18), recorded three tackles and a team-high two passes defended. Ended a potential Chargers' scoring drive by catching a Justin Herbert pass and lateraling it to Joshua Kalu before landing out of bounds which resulted in an interception in the end zone right before halftime. Forced a Chargers' punt by breaking up a third-and-eight pass intended for Mike Williams in the third quarter.
- At Jacksonville (1/7), totaled a tackle and a pass defended. Forced the Jaguars to settle for a field goal by breaking up a third-and-three pass intended for Christian Kirk in the end zone on the first play of the fourth quarter.

#### **COLLEGE:**

- During four seasons at Auburn, McCreary appeared in 43 games with 23 starts and posted 135 tackles, six interceptions, 35 passes defended, 10 stops for loss, a forced fumble and two fumble recoveries.
- As a senior (2021), started 12 games at cornerback and collected 49 tackles, two interceptions, a sack, two stops for loss and a team-best 16 passes defended. Named a first-team All-America by The Athletic, Associated Press, ESPN and Reese's Senior Bowl. Was a Bednarik Award semifinalist.
- As a junior (2020), started 10 games at cornerback and amassed 45 tackles, three interceptions, seven stops for loss, six passes defended and a forced fumble. Named SEC Academic Honor Roll.
- As a sophomore (2019), played in 13 games with a start at cornerback and posted 36 tackles, an interception, 12 passes defended, a stop for loss and a fumble recovery.
- As a true freshman (2018), saw action in seven games and registered five tackles and a pass defended.
- Graduated with a degree in interdisciplinary studies in August 2021 from Auburn.

#### **PERSONAL:**

- Attended Williamson (Mobile, Ala.) High School.
- As a senior (2017), named first-team Class 5A All-State after collecting eight interceptions and more than 100 tackles. Also had more than 2,100 offensive yards and was named Optimist Club Player of the Year.
- Also participated in track and field, basketball and baseball.
- Enjoys bowling and playing golf.
- Has two dogs – Trouble (Boxer) and Ash (Yorkie/Shih Tzu mix).
- Follow McCreary on X at @RogerJamez and on Instagram at @rod\_james251.
- Son of Felicia James and has a sister, Tadaisha.
- Born Roger Lee McCreary on Feb. 10, 1999 in Mobile, Ala.

## ROGER McCREARY'S GAME-BY-GAME

### 2022 Tennessee Titans

Date	Opp	W/L	P/S	Tot Solo	Asst	Sk	- Yds	QBP	TFL	Int - Yds	-TD	PD	FF	FR - Yds	SpT
Sept 11	NYG	L	S	2	1	1	0.0	0.0	0	0	0	0	0	0	0
Sept 19	@ Buf	L	S	11	11	0	0.0	0.0	0	0	0	0	0	0	0
Sept 25	LV	W	S	10	9	1	0.0	0.0	0	0	0	0	0	1	0
Oct 2	@ Ind	W	S	7	5	2	0.0	0.0	0	1	0	0	0	0	0
Oct 9	@ Was	W	S	2	2	0	0.0	0.0	1	0	0	0	0	0	0
Oct 23	Ind	W	S	5	5	0	0.0	0.0	0	0	0	0	1	0	0
Oct 30	@ Hou	W	S	6	4	2	0.0	0.0	0	0	0	0	0	0	0
Nov 6	@ KC	L	S	8	6	2	0.0	0.0	0	0	1	4	0	1	0
Nov 13	Den	W	S	5	3	2	0.0	0.0	0	0	0	0	0	0	0
Nov 17	@ GB	W	S	5	4	1	0.0	0.0	0	1	0	0	0	0	0
Nov 27	Cin	L	S	2	2	0	0.0	0.0	0	0	0	0	1	0	0
Dec 4	@ Phi	L	S	4	4	0	0.0	0.0	0	0	0	0	0	0	0
Dec 11	Jax	L	S	5	4	1	0.0	0.0	0	0	0	0	0	0	0
Dec 18	@ LAC	L	S	3	2	1	0.0	0.0	0	0	0	0	2	0	0
Dec 24	Hou	L	S	5	4	1	0.0	0.0	0	0	0	0	0	0	0
Dec 29	Dal	L	S	3	3	0	0.0	0.0	0	0	0	0	1	0	0
Jan 7	@ Jax	L	S	1	1	0	0.0	0.0	0	0	0	0	1	0	0
<b>Totals</b>				<b>7-10</b>	<b>17/17</b>	<b>84</b>	<b>70</b>	<b>14</b>	<b>0.0</b>	<b>0.0</b>	<b>1</b>	<b>2</b>	<b>1</b>	<b>4</b>	<b>0</b>

### 2023 Tennessee Titans

Date	Opp	W/L	P/S	Tot Solo	Asst	Sk	- Yds	QBP	TFL	Int - Yds	-TD	PD	FF	FR - Yds	SpT
Sept 10	@ NO	L	p	0	0	0	0.0	0.0	0	0	0	0	0	0	0
Sept 17	LAC	W	S	6	4	2	0.0	0.0	0	1	0	0	0	0	0
Sept 24	@ Cle	L	p	10	5	5	1.0	8.0	2	1	0	0	0	0	0
Oct 1	Cin	W	S	6	4	2	0.0	0.0	0	1	0	0	0	0	0
Oct 8	@ Ind	L	S	8	7	1	1.0	17.0	1	0	0	0	0	1	0
Oct 15	Bal	L	p	1	0	1	0.0	0.0	1	0	0	0	0	0	0
Oct 29	Atl	W	IA												
Nov 2	@ Pit	L	IA												
Nov 12	@ TB	L	S	5	4	1	0.0	0.0	0	0	1	18	0	1	0

Nov 19	@ Jax	L	S	4	3	1	0.0	0.0	0	0	0	0	0	0	0
Nov 26	Car	W	p	4	3	1	0.0	0.0	0	1	0	0	0	1	0
Dec 3	Ind	L	S	5	3	2	0.0	0.0	0	0	0	0	0	1	0
Dec 11	@ Mia	W	S	7	5	2	0.0	0.0	0	0	0	0	0	1	0
Dec 17	Hou	L	S	7	7	0	0.0	0.0	0	1	0	0	0	1	0
Dec 24	Sea	L	S	7	5	2	0.0	0.0	0	0	0	0	0	0	0
Dec 31	@ Hou	L	S	7	6	1	0.0	0.0	0	2	0	0	0	0	0
Jan 7	Jax	W	S	9	6	3	0.0	0.0	0	0	0	0	0	1	0
<b>Totals</b>				<b>6-11</b>	<b>15/11</b>	<b>86</b>	<b>62</b>	<b>24</b>	<b>2.0</b>	<b>25.0</b>	<b>4</b>	<b>7</b>	<b>1</b>	<b>18</b>	<b>0</b>

### 2024 Tennessee Titans

Date	Opp	W/L	P/S	Tot Solo	Asst	Sk	- Yds	QBP	TFL	Int - Yds	-TD	PD	FF	FR - Yds	SpT
Sept 8	@ Chi	L	p	5	4	1	0.0	0.0	0	3	0	0	0	0	0
Sept 15	NYJ	L	p	3	3	0	0.0	0.0	1	1	0	0	0	0	0
Sept 22	GB	L	p	2	2	0	0.0	0.0	0	0	0	0	0	0	0
Sept 30	@ Mia	W	p	1	1	0	0.0	0.0	0	0	0	0	0	0	0
Oct 13	Ind	L	S	4	2	2	0.0	0.0	0	0	0	0	0	0	0
Oct 20	@ Buf	L	S	0	0	0	0.0	0.0	0	0	0	0	0	0	0
Oct 27	@ Det	L	p	3	3	0	1.0	13.0	1	2	0	0	0	0	0
Nov 3	NE	W	S	3	3	0	0.0	0.0	0	1	0	0	0	0	0
Nov 10	@ LAC	L	S	3	3	0	0.0	0.0	0	1	0	0	0	1	0
Nov 17	Min	L	p	4	4	0	0.0	0.0	0	1	0	0	0	0	0
Nov 24	@ Hou	W	p	6	5	1	0.0	0.0	1	2	0	0	0	0	0
Dec 1	@ Was	L	S	8	5	3	0.0	0.0	0	0	0	0	0	0	0
Dec 8	Jax	L	IA												
Dec 15	Cin	L	IA												
Dec 22	@ Ind	L	p	1	1	0	0.0	0.0	0	0	0	0	0	0	0
Dec 29	@ Jax	L	S	4	4	0	0.0	0.0	1	1	0	0	0	0	0
Jan 4/5	Hou														
<b>Totals</b>				<b>3-13</b>	<b>14/6</b>	<b>47</b>	<b>40</b>	<b>7</b>	<b>1.0</b>	<b>13.0</b>	<b>4</b>	<b>12</b>	<b>0</b>	<b>0</b>	<b>0</b>

## ROGER McCREARY'S NFL STATISTICS

REGULAR SEASON			TACKLES					INTERCEPTIONS					FUMBLES						
Year	Team	GP	GS	Tot	Solo	Asst	Sk	Yds	QBP	TFL	No	Yds	Lg	TD	PD	FF	FR	Yds	SpT
2022	Tennessee	17	17	84	70	14	0.0	0.0	1	2	1	4	4	0	8	0	0	0	0
2023	Tennessee	15	11	86	62	24	2.0	25.0	4	7	1	18	18	0	6	1	0	0	0
2024	Tennessee	14	6	47	40	7	1.0	13.0	4	12	0	0	0	0	1	0	0	0	0
<b>NFL Totals</b>		<b>46</b>	<b>34</b>	<b>217</b>	<b>172</b>	<b>45</b>	<b>3.0</b>	<b>38.0</b>	<b>9</b>	<b>21</b>	<b>2</b>	<b>22</b>	<b>18</b>	<b>0</b>	<b>15</b>	<b>1</b>	<b>0</b>	<b>0</b>	<b>0</b>

### Single-Game Highs

Tackles - 11 at Buffalo (9/19/22)  
 Interceptions - 1 (Twice, last at Tampa Bay 11/12/23)  
 Sacks - 1 (Three times, last at Detroit 10/27/24)  
 Quarterback Pressures - 2 at Cleveland (9/24/23)  
 Tackles for Loss - 3 at Chicago (9/8/24)

Forced Fumbles - 1 at Indianapolis (10/8/23)  
 Passes Defensed - 2 at L.A. Chargers (12/18/22)


# 42 RAEKWON McMILLAN

LINEBACKER • 6'2" • 250 LBS

COLLEGE: OHIO STATE • ACQUIRED: FREE AGENT - 2024

NFL EXPERIENCE (NFL/TITANS): 8/1 • HOMETOWN: HINESVILLE, GA.

GAMES PLAYED/GAMES STARTED: 71/37 (PLAYOFFS: 0/0)



**PRO:** The Titans signed Raekwon McMillan to the practice squad late in the 2024 season to add toughness and experience to the inside linebacker position. The 6-foot-2-inch, 250-pounder entered the NFL as a second-round pick of the Miami Dolphins in 2017. He spent his first three seasons with the club before being traded to the Las Vegas Raiders in 2020. The Ohio State product has spent the last three seasons as a member of the New England Patriots.

#### CAREER HIGHLIGHTS:

- In 2018, McMillan registered a career-high 105 tackles, two forced fumbles, a fumble recovery and a pass defended with the Dolphins.

#### TITANS TIDBITS:

- McMillan was named after rapper Raekwon of the Wu-Tang Clan.

#### CAREER TRANSACTIONS:

- The Hinesville, Ga., native was selected by the Miami Dolphins in the second round (54th overall) in the 2017 NFL Draft.
- Traded by the Dolphins along with a 2021 fifth-round pick to the Las Vegas Raiders for a 2021 fourth-round pick on Aug. 29, 2020.
- Signed by the New England Patriots as an unrestricted free agent on March 19, 2021.
- Released by the Patriots on Nov. 8, 2024.
- Signed by the Titans to the practice squad on Dec. 24, 2024.
- Signed by the Titans to the active roster from the practice squad on Dec. 29, 2024.

#### SEASON RECAPS:

**2024 (9/4 - New England; 1/0 - Tennessee):** Played in nine games with four starts at linebacker for the Patriots and recorded 43 tackles, including a stop for loss and a pass defended before being released on Nov. 8.

- At Jacksonville (12/29), made his Titans debut as a reserve on special teams.

**2023 (0/0 - New England):** Missed the entire season after being placed on injured reserve on May 25 after suffering an injury in the spring.

**2022 (16/1 - New England):** Played in 16 games with one start and recorded 32 tackles, a sack, a fumble recovery that he returned 32 yards for a touchdown and three special teams tackles.

- At Miami (9/11), made his New England regular season debut in the season opener after missing the entire 2021 season to injury. Started the game at linebacker and recorded five tackles.
- Against Indianapolis (11/6), recorded two tackles. Also had his first sack of his career in the fourth quarter for a nine-yard loss. Part of the defensive unit that forced the Colts to go 0 for 14 on third down and allowed just 121 total yards of offense.
- At Arizona (12/12), recorded three tackles. Scored his first NFL touchdown when he recovered a fumble that was forced by Kyle Dugger and returned it 23 yards in the third quarter for a touchdown.

**2021 (0/0, 0/0 - New England):** Missed the entire season after being placed on injured reserve on Aug. 7.

**2020 (16/14 - Las Vegas):** Played in all 16 games with four starts and totaled 23 tackles, a forced fumble and a pass defended.

- Against L.A. Chargers (12/17), posted five tackles and forced one fumble.

- Against Miami (12/26), registered a season-high nine tackles.

**2019 (13/12 - Miami):** Played in 13 games with 12 starts and totaled 72 tackles and a pass defended. Was inactive for one contest. Placed on injured reserve on Dec. 17 and missed the final two games of the season.

- Against Washington (10/13), registered a season-high 10 tackles.

**2018 (16/16 - Miami):** Started all 16 games at linebacker and posted a career-high 105 tackles, two forced fumbles, a fumble recovery and a pass defended. Became the first Dolphins player since at least 2000 to record 100-plus tackles despite not appearing in an NFL game prior to the season.

- At N.Y. Jets (9/16), made three tackles and recovered his first career fumble.
- Against Detroit (10/21), recorded seven tackles and forced a fumble.
- At Indianapolis (11/25), registered seven tackles and forced his second fumble of the season.
- Against Jacksonville (12/23), made a season-high 10 tackles.

**2017 (0/0 - Miami):** Missed the entire season after being placed on injured reserve on Sept. 2.

#### COLLEGE:

- Played in 41 career games with 26 starts at Ohio State and totaled 270 tackles, six sacks, one interception, 10 passes defended and two forced fumbles. Led the team in tackles in each of his two seasons as a starter (2015-16).
- As a junior (2016), named team captain and started all 13 games. Posted 102 tackles, two sacks, four passes defended and two forced fumbles. Earned second-team All-America honors and was named first-team All-Big Ten.
- As a sophomore (2015), started all 13 games and totaled 119 tackles, 1.5 sacks and four passes defended. His 119 tackles were the most by a sophomore at the school since 1990. Earned second-team All-America honors and was named first-team All-Big Ten.
- As a freshman (2014), played in all 15 games and posted 49 tackles, 2.5 sacks, one interception and two passes defended en route to the Big Ten title and a national championship.

#### PERSONAL:

- Attended Liberty County (Ga.) High School and was a four-year starter at linebacker and running back. Totaled 456 career tackles and 10 forced fumbles and was the Butkus Award winner as the nation's top prep linebacker.
- As a senior, posted 159 tackles and 8.5 sacks to go with nearly 700 rushing yards.
- Earned Savannah Morning News Player of the Year honors as a junior and senior.
- Follow McMillan on X at @Kwon\_daTRUTH.
- Follow McMillan on Instagram at @kwonhetruth.
- Born Raekwon McMillan on Nov. 17, 1995 in Midway, Ga.



## RAEKWON McMILLAN'S TITANS GAME-BY-GAME

2024 Tennessee Titans

Date	Opp	W/L	P/S	Tot	Solo	Asst	Sk	- Yds	QBP	TFL	Int	- Yds	-TD	PD	FF	FR	- Yds	SpT	
Dec 29	@ Jax	L	p	0	0	0	0.0	0.0	0	0	0	0	0	0	0	0	0	0	0
Jan 4/5	Hou																		
<b>Totals</b>			0-1	1/0	0	0	0	0	0	0	0	0	0	0	0	0	0	0	0

## RAEKWON McMILLAN'S NFL STATISTICS

REGULAR SEASON		TACKLES									INTERCEPTIONS					FUMBLES			
Year	Team	GP	GS	Tot	Solo	Asst	Sk	Yds	QBP	TFL	No	Yds	Lg	TD	PD	FF	FR	Yds	SpT
2017	Miami	0	0								Injured Reserve								
2018	Miami	16	16	105	69	36	0.0	0.0	1	5	0	0	0	0	1	2	1	0	0
2019	Miami	13	12	72	35	37	0.0	0.0	5	3	0	0	0	0	1	0	0	0	0
2020	Las Vegas	16	4	23	14	9	0.0	0.0	0	1	0	0	0	0	1	1	0	0	4
2021	New England	0	0								Injured Reserve								
2022	New England	16	1	32	23	9	1.0	9.0	1	5	0	0	0	0	0	0	1	23t	3
2023	New England	0	0								Injured Reserve								
2024	New England	9	4	43	23	20	0.0	0.0	3	1	0	0	0	0	1	0	0	0	2
2024	Tennessee	1	0	0	0	0	0.0	0.0	0	0	0	0	0	0	0	0	0	0	0
<b>NFL Totals</b>		<b>71</b>	<b>37</b>	<b>275</b>	<b>164</b>	<b>111</b>	<b>1.0</b>	<b>9.0</b>	<b>10</b>	<b>15</b>	<b>0</b>	<b>0</b>	<b>0</b>	<b>0</b>	<b>4</b>	<b>3</b>	<b>2</b>	<b>23t</b>	<b>9</b>

### Single-Game Highs

Tackles - 10 (Three times, last at N.Y. Jets 9/19/24)  
 Sacks - 1 vs. Indianapolis (11/6/22)  
 Tackle For Loss - 2 (Twice, last at Minnesota 11/24/22)  
 Passes Defensed - 1 (Four times, last vs. Seattle 9/15/24)  
 Forced Fumbles - 1 (Three times, last vs. L.A. Chargers 12/17/20)  
 Fumble Recoveries - 1 (Twice, last at Arizona 12/12/22)

Special Teams Tackles - 2 (Twice, last at Cleveland 10/16/22)

### Additional Statistics

Touchdowns - 1 (23-yard fumble return at Arizona, 12/12/22)


# 61 JOHN OJUKWU

OFFENSIVE LINEMAN • 6'5" • 309 LBS

COLLEGE: BOISE STATE • ACQUIRED: FREE AGENT 2023

NFL EXPERIENCE (NFL/TITANS): 1/1 • HOMETOWN: BOISE, IDAHO

GAMES PLAYED/GAMES STARTED: 13/6 (PLAYOFFS: 0/0)



**PRO:** The Titans signed John Ojukwu as a rookie free agent following the 2023 NFL Draft. The 6-foot-5-inch, 309-pound offensive lineman brings size and power to the position. He started the final three games of his rookie season at jumbo tight end. The Boise, Idaho native played in 56 games with 51 starts, including 18 at right tackle and 33 at left tackle, over six seasons at Boise State.

#### CAREER HIGHLIGHTS:

- Ojukwu ended his Boise State career with 43 consecutive starts. He was named a team captain and All-Mountain West first team selection his senior year.

#### TITANS TIDBITS:

- As a junior in high school, Ojukwu weighed only 185 pounds. Knowing that he needed to gain weight to have a chance in college, he ate large amounts of food and constantly worked out. He gained close to 100 pounds in nine months with a diet that included a daily gallon of milk and sometimes whole pizzas.
- In high school, Ojukwu interned for Boise State University's sports performance department.

#### CAREER TRANSACTIONS:

- The Boise, Idaho native was signed by the Titans as a rookie free agent on May 12, 2023.
- Waived by the Titans on Aug. 29, 2023 and signed to the team's practice squad the next day.
- Signed by the Titans to the active roster from the practice squad on Dec. 23, 2023.
- Waived by the Titans on Oct. 8, 2024 and signed to the team's practice squad two days later.
- Signed by the Titans to the active roster from the practice squad on Oct. 26, 2024.

#### SEASON RECAPS:

**2024 (10/3):** Spent two weeks on the team's practice squad.

- At Chicago (9/8), was inactive.
- Against N.Y. Jets (9/15), was inactive.
- Against Green Bay (9/22), was inactive.
- At Miami (9/30), made his season debut as a reserve on special teams and as an extra lineman in jumbo packages.
- At Detroit (10/27), rotated in at right tackle and helped open holes for Titans' rushers to gain 158 yards on the ground.
- Against New England (11/3), played as a reserve at right tackle and as a jumbo tight end and helped pave the way for Titans' ball carriers to amass 167 yards on the ground.
- At L.A. Chargers (11/10), saw action as a reserve at right tackle.
- Against Minnesota (11/17), was inactive.
- At Houston (11/24), saw limited action as a reserve as an extra tackle.
- At Washington (12/1), played limited snaps as a reserve jumbo tight end.
- Against Jacksonville (12/8), started as a jumbo tight end.
- Against Cincinnati (12/15), started as a jumbo tight end.
- At Indianapolis (12/22), started at jumbo tight end and saw significant time at right tackle.
- At Jacksonville (12/29), played as a reserve at right tackle after Jaelyn Duncan left the game in the second quarter with an injury.

**2023 (3/3):** Started the final three games at jumbo tight end as a rookie.

Spent the first 14 games on the team's practice squad. Made his NFL debut and his first career start against Seattle (12/24/23).

- Against Seattle (12/24), started as a jumbo tight end in his first career NFL contest.
- At Houston (12/31), started at jumbo tight end.
- Against Jacksonville (1/7), started at jumbo tight end and helped block for Titans' ball carriers to gain 175 yards on the ground, including a season-high 153 rushing yards by Derrick Henry.

#### COLLEGE:

- Played in 56 games with 51 starts over six seasons (2017-22) at Boise State. He made 18 starts as a right tackle during his first two seasons before transitioning to left tackle to start 33 games in his final three seasons. Ended his career with 43 consecutive starts.
- As a graduate (2022), Ojukwu was the only Bronco to start all 14 games on offense. He allowed zero sacks, had zero false starts and zero holding penalties. Was named a team captain and selected to the All-Mountain West first team.
- As a senior (2021), started all 12 games at left tackle. Was named to the All-Mountain West first team.
- As a junior (2020), started all seven games at left tackle. Was named to the All-Mountain West second team.
- As a sophomore (2019), started all 11 games at right tackle. Provided protection for a Bronco offense that ranked 14th in the country in scoring (36.8 ppg).
- As a redshirt freshman (2018), appeared in 12 games, making seven starts at right tackle. Part of a Bronco line that produced a 1,000-yard rusher for the 10th-straight season. Provided protection at right tackle for Mountain West Player of the Year Brett Rypien, as the Bronco passing offense ranked 18th in the country (292.0 ypg).
- As a freshman (2017), redshirted.
- Graduated with a degree in kinesiology from Boise State in December 2022.

#### PERSONAL:

- Attended Boise State (Idaho) High School and became a varsity starter as a sophomore, playing both ways as an offensive tackle and defensive lineman. Also lettered in wrestling and track.
- Earned first-team All-State and All-Conference honors as a senior in 2016. Rated a three-star recruit according to Scout and 247sports.
- Played in the East-West Shrine All-Star game following his senior season.
- Siblings are Elizabeth and Robbie.
- Follow Ojukwu on X at @ojukwu1john and at on Instagram @ojukwujoh.
- Born John Francis Chudi Ojukwu on Jan. 9, 1999 in Atlanta, Ga.

## JOHN OJUKWU'S NFL STATISTICS

### REGULAR SEASON

Year	Team	GP	GS
2023	Tennessee	3	3
2024	Tennessee	10	3
<b>NFL Totals</b>		<b>13</b>	<b>6</b>

### Starts Breakdown:

2023 - TE 3; 2024 - TE 3




# 85 CHIG OKONKWO

TIGHT END • 6'3" • 238 LBS

COLLEGE: MARYLAND • ACQUIRED: 4TH ROUND - 2022

NFL EXPERIENCE (NFL/TITANS): 3/3 • HOMETOWN: POWDER SPRINGS, GA.

GAMES PLAYED/GAMES STARTED: 50/29 (PLAYOFFS: 0/0)



**PRO:** The Titans selected Chig Okonkwo ("CHIGG oh-KAHN-kwoh") in the fourth round (143rd overall) of the 2022 NFL Draft to bring both receiving athleticism and blocking ability to the tight ends unit. In his first two seasons, Okonkwo played in 34 games with 19 starts and registered 978 yards on 86 receptions with four touchdowns. The Powder Springs, Ga., native appeared in 37 games with 20 starts over four seasons (2018-21) at Maryland and caught 77 passes for 717 yards and eight touchdowns.

#### CAREER HIGHLIGHTS:

- As a rookie in 2022, Okonkwo was named to the Pro Football Writers of America All-Rookie team. He saw action in all 17 games and totaled 32 receptions for 450 yards with three touchdowns. His yardage total ranked second on the team and established a new record for franchise rookie tight ends.
- In 2021, Okonkwo's 52 receptions ranked second-most by a tight end in a single season in Maryland history, behind only Frank Wycheck (58; 1990). Okonkwo's 447 receiving yards were the most by a Terps tight end since Vernon Davis (871; 2005).

#### TITANS TIDBITS:

- Okonkwo's father, Charlton, passed away of a heart attack when Okonkwo was 15. According to his mother, Isioma, who emigrated from Nigeria, "In our culture, the boys, even if they're young or not, they're always considered more important. When my husband passed, the people who came let him know that he's the man and now he has the responsibility to take care of his mom and his sisters." According to Okonkwo, "In our culture, [being] the man in the house is a really big deal. As the only male, I was the one giving my mom support."
- Okonkwo sat out the 2020 season with myocarditis due to COVID.
- Okonkwo is a cat lover and has a feline named Sage.
- Okonkwo and his two sisters played tennis growing up at the encouragement of their father. Okonkwo played from the time he was five or six until he was 12.
- He was a member of the Big Ten's Anti-Hate and Anti-Racism Coalition.
- In his free time, Okonkwo enjoys watching anime.

#### CAREER TRANSACTIONS:

- The Powder Springs, Ga., native was selected by the Titans in the fourth round (143rd overall) of the 2022 NFL Draft.

#### SEASON RECAPS:

**2024 (16/10):** Ranks second on the team with 52 receptions and 479 receiving yards. Has led the team in receiving yards twice in 2024 (at BUF, at IND). Has led or tied for the team lead in receptions three times in 2024 (vs. CIN, at IND, at JAX). Has tied for the team lead in special teams tackles once in 2024 (at JAX).

- At Chicago (9/8), started at tight end and snared two catches for 15 yards with a touchdown. Posted a special teams tackle on coverage units. Gave the Titans a 17-0 advantage with a leaping 17-yard touchdown grab in the second stanza.
- Against N.Y. Jets (9/15), started at tight end and hauled in three receptions for 16 yards. Reached the 1,000-yard receiving mark for his career (1,009), becoming the franchise's 15th tight end to reach the plateau.
- Against Green Bay (9/22), played as a reserve at tight end and snared two receptions for 15 yards.
- At Miami (9/30), started at tight end and hauled in one reception for five

yards.

- Against Indianapolis (10/13), played as a reserve at tight end and caught three passes for six yards. Kept the Titans' second touchdown drive alive with a five-yard grab on third-and-four in the third quarter.
- At Buffalo (10/20), played as a reserve at tight end and snared four receptions for a team-best 50 receiving yards. Reached the 100-reception mark for his career. Posted a special teams tackle on coverage units. Kickstarted the Titans' touchdown drive with a 26-yard grab late in the opening stanza.
- At Detroit (10/27), saw action as a reserve at tight end and caught two passes for 14 yards. Amassed a special teams tackle.
- Against New England (11/3), started at tight end and collected three receptions for 38 yards. Caught a 21-yard pass in the third quarter to set up a first-and-goal.
- At L.A. Chargers (11/10), played as a reserve at tight end and hauled in one pass for 14 yards.
- Against Minnesota (11/17), started at tight end and snared two receptions for 19 yards.
- At Houston (11/24), started at tight end and hauled in a 70-yard touchdown. Set a career high for receiving yards in a game. Gave the Titans a 30-27 lead by hauling in a pass from Will Levis and sprinting 70 yards for a touchdown in the final stanza.
- At Washington (12/1), played as a reserve at tight end and snared three catches for 27 yards. Extended the Titans' first touchdown drive with a 14-yard grab on third-and-10 in the second quarter.
- Against Jacksonville (12/8), started at tight end and collected three receptions for eight yards. Kept the Titans' second scoring drive alive with a four-yard catch on third-and-four in the third quarter.
- Against Cincinnati (12/15), started at tight end and led the team with with a career-best eight receptions for 59 yards. Set up the Titans' second touchdown by drawing a 27-yard pass interference penalty at the Bengals' two-yard line in the first quarter.
- At Indianapolis (12/22), started at tight end and led the team with nine receptions and 81 receiving yards, establishing career highs in both categories. Hauled in a two-point conversion late in the fourth quarter.
- At Jacksonville (12/29), started at tight end in his 50th career regular season game and tied for the team lead with five receptions for 42 yards. With 22 receptions over a three-game stretch, tied the franchise record among tight ends (since 1970) for the most receptions in a three-game span. Rushed once for a career-long 17 yards. Tied for the team lead with a special teams stop on coverage units. Kept the Titans' touchdown drive alive with an 18-yard grab on third-and-two in the third quarter.

**2023 (17/11):** Played in all 17 games with 11 starts at tight end and ranked second on the team with 54 receptions and 528 receiving yards with a touchdown. Rushed twice for six yards. Collected a special teams tackle. Led or tied for the team lead in receptions four times in 2023 (vs. LAC, vs. ATL, vs. CAR, vs. SEA). Led the team in receiving yards once in 2023 (vs. SEA).

- Against L.A. Chargers (9/17), tied for the team lead with four catches for 35 yards. Snared a 20-yard reception during the Titans' second touchdown drive in the third quarter.
- At Indianapolis (10/8), started at tight end and hauled in five passes for 33 yards. Hauled in a six-yard pass on third-and-two during the Titans' opening scoring drive in the first quarter.
- Against Atlanta (10/29), started at tight end and tied for the team lead with four receptions for 23 yards. Kept the Titans' second touchdown drive alive with a four-yard catch on third-and-one in the second stanza. Took a handoff and rushed for four yards and a first down on third-and-one in the

second quarter. Extended the Titans' final touchdown drive with a 10-yard grab on third-and-four in the final stanza.

- Against Carolina (11/26), saw action as a reserve at tight end and tied for the team lead with four receptions for 45 yards. Posted a special teams tackle on coverage units. Helped set up the Titans' first touchdown with a 25-yard grab down to the Panthers' one-yard line.
- Against Indianapolis (12/3), started at tight end and caught three passes for 62 yards. Set up the Titans first touchdown of the afternoon with a 39-yard catch to the Colts' 22-yard line in the opening quarter.
- At Miami (12/11), snared five passes for 46 yards. Converted a third-and-four with a seven-yard catch during a Titans' touchdown drive in the fourth quarter. Helped set up the Titans' game-winning touchdown with a 16-yard reception late in the final stanza.
- Against Seattle (12/24), led the team with a career-high-tying six receptions and 63 receiving yards with his first touchdown of the season. Gave the Titans a 7-0 lead with a 12-yard touchdown catch from Derrick Henry early in the second quarter.
- Against Jacksonville (1/7), collected two receptions for 36 yards. Hauled in a 21-yard reception down to the Jaguars' 32-yard line during the Titans' opening scoring drive in the first quarter. Extended the Titans' third touchdown drive with a 15-yard grab on third-and-one in the second stanza.

**2022 (17/8):** Named to the Pro Football Writers of America All-Rookie team. Played in all 17 games with eight starts and set a franchise rookie tight end record and ranked second on the team with 450 receiving yards. Ranked fifth on the squad with 32 receptions. Added three receiving touchdowns. Tied for fifth on the team with seven special teams tackles. Rushed three times for two yards. Okonkwo was one of the NFL's most productive tight ends during the second half of his rookie season. From Week 9 through the end of the season, his 398 receiving yards ranked fifth in the NFL. Led or tied for the team lead in receptions three times in 2022 (at PHI, vs. JAX, at LAC). Led the team in receiving yards four times in 2022 (at IND, at KC, at PHI, at JAX). Led or tied for the team lead in special teams tackles twice in 2022 (at PHI, vs. HOU).

- Against N.Y. Giants (9/11), made his NFL debut as a reserve at tight end and registered his first career reception for 11 yards in the fourth quarter.
- At Indianapolis (10/2), made his first career start at tight end and led the team with 38 receiving yards on three catches, including his first career touchdown grab. Set up the Titans' second touchdown with a 23-yard grab down the left sideline. Increased the Titans' lead to 24-3 with an eight-yard touchdown grab over the middle in the second quarter. Sealed the victory with a seven-yard grab on third-and-four late in the fourth quarter allowing the Titans to run out the clock.
- At Kansas City (11/6), started at tight end and led the team with 48 receiving yards. Snared a reception on a tight end screen and raced 48 yards on the Titans' first play from scrimmage. Helped flip field position by keeping a 57-yard punt out of the end zone that was then downed at the Kansas City three-yard line late in the second quarter.
- Against Denver (11/13), started at tight end and snared a 41-yard reception. Extended the Titans' final scoring drive with a 41-yard catch-and-run reception to the Broncos' 20-yard line on third-and-four in the fourth quarter.
- At Philadelphia (12/4), led the team with four receptions and 68 receiving yards. Tied for the team lead with two special teams tackles on coverage units. Set up a Titans' field goal with a 41-yard catch-and-run reception in the second quarter.
- Against Jacksonville (12/11), played as a reserve at tight end and led the team with six catches for 45 yards with a touchdown. Gave the Titans' a 14-7 lead with a 10-yard touchdown reception late in the first quarter.

Snared a two-point conversion in the fourth quarter.

- At L.A. Chargers (12/18), started at tight end and tied for the team lead with four receptions for 54 yards. Registered a special teams tackle. Set up the Titans' final touchdown with a 28-yard reception down to the Chargers' 21-yard line in the fourth quarter.
- At Jacksonville (1/7), started at tight end and tied for the team lead with four catches for a team-best 42 receiving yards with a touchdown. Extended the Titans' opening scoring drive with a 10-yard grab on third-and-two in the first stanza. Gave the Titans a 10-0 advantage with a 21-yard touchdown with an over-the-shoulder grab in the end zone in the second quarter.

#### COLLEGE:

- In four seasons at Maryland (2018-21), Okonkwo appeared in 37 games with 20 starts and tallied 77 receptions for 717 yards and eight touchdowns, and added three carries for 72 yards and three scores, including a career-long rush of 54 yards. Did not play during the 2020 season because of myocarditis due to COVID.
- As a senior (2021), started all 13 games and posted career-high marks with 52 catches for 447 yards and a team-leading five touchdowns. His 52 receptions ranked second-most by a tight end in a single season in Maryland history behind only Frank Wycheck (58; 1990), and his 447 receiving yards were the most by a Terps tight end since Vernon Davis (871; 2005).
- As a junior (2020), sat out the season with myocarditis due to COVID.
- As a sophomore (2019), appeared in all 12 games with three starts and tallied 19 catches for 201 yards and two touchdowns. Ranked second on the squad in receptions and third on the team in receiving yards.
- As a freshman (2018), saw action in 12 contests and made four starts. Amassed six catches for 69 yards and a score, and rushed three times for 72 yards and three touchdowns, including a career-long rush of 54 yards.
- Graduated from Maryland in May 2021 with a degree in kinesiology and also pursued a graduate degree in technology entrepreneurship.

#### PERSONAL:

- Attended Hillgrove (Ga.) High School where he was a consensus three-star recruit.
- Also competed in basketball and track and field (triple jump).
- He has two older sisters.
- Son of the late Charlton and Isioma Okonkwo.
- Follow Okonkwo on Instagram at @Chig and on X at @ChigTweets.
- Born Chigoziem Charlton Okonkwo on Sept. 8, 1999 in Powder Springs, Ga.

## CHIG OKONKWO'S GAME-BY-GAME

2022 Tennessee Titans				RECEIVING					
Date	Opp.	W/L	P/S	No	Yds	Avg	Lg	TD	
Sept 11	NYG	L	p	1	11	11.0	11	0	
Sept 19	@ Buf	L	p	0	0	-	0	0	
Sept 25	LV	W	p	0	0	-	0	0	
Oct 2	@ Ind	W	S	3	38	12.7	23	1	
Oct 9	@ Was	W	p	0	0	-	0	0	
Oct 23	Ind	W	S	0	0	-	0	0	
Oct 30	@ Hou	W	p	1	3	3.0	3	0	
Nov 6	@ KC	L	S	1	48	48.0	48	0	
Nov 13	Den	W	S	1	41	41.0	41	0	
Nov 17	@ GB	W	S	1	31	31.0	31	0	
Nov 27	Cin	L	p	3	35	11.7	17	0	
Dec 4	@ Phi	L	p	4	68	17.0	41	0	
Dec 11	Jax	L	p	6	45	7.5	15	1	
Dec 18	@ LAC	L	S	4	54	13.5	28	0	
Dec 24	Hou	L	p	1	10	10.0	10	0	
Dec 29	Dal	L	S	3	24	8.0	12	0	
Jan 7	@ Jax	L	S	3	42	14.0	21t	1	
<b>Totals</b>		<b>7-10</b>	<b>17/8</b>	<b>32</b>	<b>450</b>	<b>14.1</b>	<b>48</b>	<b>3</b>	

2023 Tennessee Titans				RECEIVING					
Date	Opp.	W/L	P/S	No	Yds	Avg	Lg	TD	
Sept 10	@ NO	L	S	0	0	-	0	0	
Sept 17	LAC	W	S	4	35	8.8	20	0	
Sept 24	@ Cle	L	S	3	7	2.3	6	0	
Oct 1	Cin	W	p	3	29	9.7	13	0	
Oct 8	@ Ind	L	S	5	33	6.6	11	0	
Oct 15	Bal	L	p	2	18	9.0	11	0	
Oct 29	Atl	W	S	4	23	5.8	12	0	
Nov 2	@ Pit	L	S	3	28	9.3	12	0	
Nov 12	@ TB	L	S	3	27	9.0	15	0	
Nov 19	@ Jax	L	p	1	6	6.0	6	0	

Nov 26	Car	W	p	4	45	11.3	25	0
Dec 3	Ind	L	S	3	62	20.7	39	0
Dec 11	@ Mia	W	p	5	46	9.2	16	0
Dec 17	Hou	L	S	3	36	12.0	22	0
Dec 24	Sea	L	S	6	63	10.5	17	1
Dec 31	@ Hou	L	S	3	34	11.3	21	0
Jan 7	Jax	W	p	2	36	18.0	21	0
<b>Totals</b>		<b>6-11</b>	<b>17/11</b>	<b>54</b>	<b>528</b>	<b>9.8</b>	<b>39</b>	<b>1</b>

2024 Tennessee Titans				RECEIVING					
Date	Opp.	W/L	P/S	No	Yds	Avg	Lg	TD	
Sept 8	@ Chi	L	S	2	15	7.5	17t	1	
Sept 15	NYJ	L	S	3	16	5.3	8	0	
Sept 22	GB	L	p	2	15	7.5	8	0	
Sept 30	@ Mia	W	S	1	5	5.0	5	0	
Oct 13	Ind	L	p	3	6	2.0	5	0	
Oct 20	@ Buf	L	p	4	50	12.5	26	0	
Oct 27	@ Det	L	p	2	14	7.0	18	0	
Nov 3	NE	W	S	3	38	12.7	21	0	
Nov 10	@ LAC	L	p	1	14	14.0	14	0	
Nov 17	Min	L	S	2	19	9.5	12	0	
Nov 24	@ Hou	W	S	1	70	70.0	70t	1	
Dec 1	@ Was	L	p	3	27	9.0	14	0	
Dec 8	Jax	L	S	3	8	2.7	10	0	
Dec 15	Cin	L	S	8	59	7.4	12	0	
Dec 22	@ Ind	L	S	9	81	9.0	22	0	
Dec 29	@ Jax	L	S	5	42	8.4	18	0	
Jan 4/5	Hou								
<b>Totals</b>		<b>3-13</b>	<b>16/10</b>	<b>52</b>	<b>479</b>	<b>9.2</b>	<b>70t</b>	<b>2</b>	

## CHIG OKONKWO'S NFL STATISTICS

REGULAR SEASON				RECEIVING					RUSHING				
Year	Team	GP	GS	No	Yds	Avg	Lg	TD	Att	Yds	Avg	Lg	TD
2022	Tennessee	17	8	32	450	14.1	48	3	3	2	0.7	6	0
2023	Tennessee	17	11	54	528	9.8	39	1	2	6	3.0	4	0
2024	Tennessee	16	10	52	479	9.2	70t	2	1	17	17.0	17	0
<b>NFL Totals</b>		<b>50</b>	<b>29</b>	<b>138</b>	<b>1,457</b>	<b>10.6</b>	<b>70t</b>	<b>6</b>	<b>6</b>	<b>25</b>	<b>4.2</b>	<b>17</b>	<b>0</b>

### Single-Game Highs

Receptions - **9 at Indianapolis (12/22/24)**  
 Receiving Yards - **81 at Indianapolis (12/22/24)**  
 Long Reception - **70t at Houston (11/24/24)**  
 Receiving Touchdowns - **1 (Six times, last at Houston 11/24/24)**

### Additional Statistics

Special Teams Tackles - 7 (2022); 1 (2023), **4 (2024)**  
 Fumble Recoveries - 1 (2023)  
 Two-Point Conversions - **1 reception (2024)**



# 80 BRYCE OLIVER

WIDE RECEIVER • 6'1" • 213 LBS

COLLEGE: YOUNGSTOWN STATE • ACQUIRED: FREE AGENT - 2024

NFL EXPERIENCE (NFL/TITANS): ROOKIE • HOMETOWN: FORT LAUDERDALE, FLA.

GAMES PLAYED/GAMES STARTED: 9/1 (PLAYOFFS: 0/0)



**PRO:** The Titans signed Bryce Oliver as an undrafted free agent in 2024 and kept him on the practice squad following training camp. The 6-foot-1-inch, 213-pounder possesses the size and strength to compete at wide receiver at the NFL level. The Fort Lauderdale, Fla., native played three seasons at Youngstown State where he saw action in 33 games and racked up 147 receptions for 2,065 yards and 26 touchdowns. Also played two seasons at Kentucky before transferring to the Penguins.

#### TITANS TIDBITS:

- Oliver broke the Youngstown State school record for career receiving touchdowns with 26. He recorded three seasons tallying eight or more touchdowns.

#### CAREER TRANSACTIONS:

- The Fort Lauderdale, Fla., native was originally signed by the Titans as a rookie free agent on May 10, 2024.
- Released by the Titans on Aug. 27, 2024 and signed to the team's practice squad a day later.
- Signed by the Titans to their active roster from the practice squad on Nov. 2, 2024.

#### SEASON RECAPS:

**2024 (9/1 - Tennessee):** Has tied for the team lead in special teams tackles twice in 2024 (vs. NE, vs. MIN). Spent the first seven games of the season on the team's practice squad. Made his NFL debut and his first career start against New England (11/3/24).

- Against New England (11/3), started at wide receiver in his first career NFL contest. Registered a special teams tackle on coverage units.
- At L.A. Chargers (11/10), played as a reserve at wide receiver and snared two receptions for 23 yards. Kept the Titans' final touchdown drive alive with his first career reception, a 19-yard grab, on third-and-six in the final stanza.
- Against Minnesota (11/17), saw action as a reserve at wide receiver and snared one pass for 33 yards. Tied for the team lead with a special teams stop on coverage units. Kept the Titans' final scoring drive alive with a 33-yard grab on third-and-11 on the last play of the third quarter.
- At Houston (11/24), played as a reserve at wide receiver and on special teams. Notched a special teams tackle on coverage units.
- At Washington (12/1), recorded a special teams tackle on coverage units.
- Against Jacksonville (12/8), played as a reserve at wide receiver and hauled in one pass for 16 yards. Notched a special teams tackle on coverage units.
- Against Cincinnati (12/15), saw action as a reserve at wide receiver and grabbed an eight-yard reception.
- At Indianapolis (12/22), played as a reserve at wide receiver and on special teams.
- At Jacksonville (12/29), saw action as a reserve at wide receiver and on special teams.

#### COLLEGE:

- Appeared in 33 games over three seasons at Youngstown State (2021-23) where he caught 147 balls for 2,065 yards and 26 touchdowns. Oliver broke the Penguins record for career receiving touchdowns (26) after having at least eight scores in each of his three seasons. Transferred to Youngstown State after three seasons at Kentucky (2018-20) where he played in 20 games and compiled eight receptions for 125 yards with one score.

**AS A GRADUATE (2023),** played in 13 games at Youngstown State and recorded career-highs in receptions (64) and receiving yards (978). Had eight touchdowns on the year. Named second team All-MVFC.

**AS A SENIOR (2022),** started all 11 games at receiver and was the first Youngstown State wideout since 2010 to be named first team All-MVFC. Caught 59 passes for 821 yards and 10 touchdowns. Had six or more catches in five games, with a high of 12 receptions against Southern Illinois.

**AS A JUNIOR (2021),** played in nine games with six starts in his first season at Youngstown State. Finished second on the team in receptions (24) and led the team in touchdowns (eight). The eight touchdowns were the most in a season by a Penguin since 2011. Transferred to Youngstown State following the 2020 season.

**AS A REDSHIRT SOPHOMORE (2020),** played in six games at Kentucky and totaled two catches for 14 yards.

**AS A REDSHIRT FRESHMAN (2019),** appeared in 12 games for Kentucky, recording six catches for 111 yards with a touchdown for the Wildcats.

**AS A FRESHMAN (2018),** redshirted.

- Graduated from Youngstown State with a degree in general studies in December 2022.

#### PERSONAL:

- Attended Dillard (Fla.) High School and amassed 76 receptions for 1,112 yards and five touchdowns in 2016 while leading the Panthers to a district championship.
- Coached by Lorenzo Davis.
- Was a dual-sport athlete, also playing basketball.
- Son of Theresa Oliver.
- Follow Oliver on X at @Oliver8Bryce and on Instagram at @bryceo\_\_.
- Born Bryce Oliver on May 19, 2000 in Fort Lauderdale, Fla.

## BRYCE OLIVER'S COLLEGE STATISTICS

Year	Team	GP	RECEIVING					RUSHING				
			No	Yds	Avg	Lg	TD	Att	Yds	Avg	Lg	TD
2018	Kentucky	2	0	0	-	-	0	0	0	-	0	0
2019	Kentucky	12	6	111	18.5	44	1	0	0	-	0	0
2020	Kentucky	6	2	14	7.0	8	0	0	0	-	0	0
2021	Youngstown	9	24	266	11.1	35	8	0	0	-	0	0
2022	Youngstown	11	59	821	13.9	57	10	0	0	-	0	0
2023	Youngstown	13	64	978	15.3	71	8	0	0	-	0	0
<b>College Totals</b>		<b>53</b>	<b>155</b>	<b>2190</b>	<b>14.1</b>	<b>44</b>	<b>27</b>	<b>0</b>	<b>0</b>	<b>-</b>	<b>0</b>	<b>0</b>

### Single-Game Highs

Receptions - 12 vs. Southern Illinois (11/19/22)  
 Receiving Yards - 181 vs. Duquesne (11/25/23)  
 Long Reception - 71 vs. Robert Morris (9/16/23)  
 Receiving Touchdowns - 2 (Eight times, last vs. at Murray State 11/18/23)

## BRYCE OLIVER'S GAME-BY-GAME

2024 Tennessee Titans				RECEIVING					RUSHING										
Date	Opp.	W/L	P/S	No	Yds	Avg	Lg	TD	Att	Yds	Avg	Lg	TD						
Sept 8	@ Chi	L	PS						Dec 1	@ Was	L	p	0	0	-	0	0		
Sept 15	NYJ	L	PS						Dec 8	Jax	L	p	1	16	16.0	16	0		
Sept 22	GB	L	PS						Dec 15	Cin	L	p	1	8	8.0	8	0		
Sept 30	@ Mia	W	PS						Dec 22	@ Ind	L	p	0	0	-	0	0		
Oct 13	Ind	L	PS						Dec 29	@ Jax	L	p	0	0	-	0	0		
Oct 20	@ Buf	L	PS						Jan 4/5	Hou									
Oct 27	@ Det	L	PS						<b>Totals</b>				<b>3-13</b>	<b>9/1</b>	<b>5</b>	<b>80</b>	<b>16.0</b>	<b>33</b>	<b>0</b>
Nov 3	NE	W	S	0	0	-	0	0											
Nov 10	@ LAC	L	p	2	23	11.5	19	0											
Nov 17	Min	L	p	1	33	33.0	33	0											
Nov 24	@ Hou	W	p	0	0	-	0	0											

## BRYCE OLIVER'S NFL STATISTICS

REGULAR SEASON				RECEIVING					RUSHING				
Year	Team	GP	GS	No	Yds	Avg	Lg	TD	Att	Yds	Avg	Lg	TD
2024	Tennessee	9	1	5	80	16.0	33	0	0	0	-	0	0
<b>NFL Totals</b>		<b>9</b>	<b>1</b>	<b>5</b>	<b>80</b>	<b>16.0</b>	<b>33</b>	<b>0</b>	<b>0</b>	<b>0</b>	<b>-</b>	<b>0</b>	<b>0</b>

### Single-Game Highs

Receptions - **2 at L.A. Chargers (11/10/24)**  
 Receiving Yards - **33 vs. Minnesota (11/17/24)**  
 Long Reception - **33 vs. Minnesota (11/17/24)**  
 Receiving Touchdowns -

### Additional Career Statistics

Special Teams Tackles - **5 (2024)**



# 33 GERVARRIUS OWENS

SAFETY • 6'0" • 200 LBS

COLLEGE: HOUSTON • ACQUIRED: FREE AGENT - 2024

NFL EXPERIENCE (NFL/TITANS): 2/1 • HOMETOWN: MOORE, OKLA.

GAMES PLAYED/GAMES STARTED: 4/0 (PLAYOFFS: 0/0)



**PRO:** The Titans signed Gervarius Owens to the team's practice squad during the 2024 season to add depth to the defensive backs room and special teams units. Owens entered the NFL as a seventh-round draft pick of the N.Y. Giants in 2023 and saw action in three games with the club. The 6-foot, 200-pounder appeared in 46 games with 41 starts over four seasons at Houston (2019-22), totaling 195 tackles, 6.5 tackles for loss, four interceptions, 21 passes defended and two blocked kicks.

#### TITANS TIDBITS:

- Owens was a three-sport athlete in high school, lettering in track and wrestling as well as football. In addition to his prowess as a safety, he was a threat on offense as a wide receiver, averaging 27.1 yards per reception and scoring seven touchdowns as a junior.

#### CAREER TRANSACTIONS:

- The Moore, Okla., native was originally selected by the N.Y. Giants in the seventh round (254th overall) of the 2023 NFL Draft.
- Released by the Giants on Aug. 23, 2024 and signed to the team's practice squad two days later.
- Released from the Giants practice squad on Oct. 29, 2024.
- Signed by the Titans to the practice squad on Nov. 5, 2024.
- Activated from the practice squad to the active roster standard elevation on Dec. 28, 2024.

#### SEASON RECAPS:

**2024 (0/0 - N.Y. Giants; 1/0 - Tennessee):** Spent eight contests on the Giants' practice squad before being released on Oct. 29. Spent seven games on the Titans' practice squad.

- At Jacksonville (12/29), made his Titans debut as a reserve on special teams.

**2023 (3/0 - N.Y. Giants):** Played in three games as a reserve on special teams. Was inactive for 14 contests.

- Against Washington (10/22), made his NFL debut as a reserve on special teams.
- At Washington (11/19), recovered a fumble on the opening kickoff of the second half and combined with Nick McCloud to register his first special teams tackle in the fourth quarter.

#### COLLEGE:

- Appeared in 46 games with 41 starts over four seasons at Houston (2019-22). Recorded 195 tackles, 6.5 tackles for loss, half a sack, four interceptions, 21 passes defended, two forced fumbles, a fumble recovery and two blocked kicks. Transferred to Houston in 2019 from Northeastern Oklahoma A&M, where he led the team in tackles while recording three interceptions in 2018.

- As a senior (2022), started 12 games at free safety and finished second on the team with 74 tackles and eight passes defended. Also forced two fumbles, recovered a fumble and nabbed two interceptions. Was named second-team All-American Athletic Conference.

- As a junior (2021), played in 14 games with 13 starts and registered 52 tackles and two interceptions. Named first team All-American Athletic Conference and first team Dave Campbell All-State.

- As a junior (2020), played in all eight games and made five starts. Posted 28 tackles, two tackles for loss and two passes defended.

- As a sophomore (2019), appeared in 12 games with 11 starts, seeing time at both cornerback and safety. Ranked fourth on the team with 54 tackles and tied second nationally with two blocked punts. Also nabbed

an interception, five pass breakups and a half a sack.

- Transferred to Houston in 2019 from Northeastern Oklahoma A&M.
- As a freshman (2018), he was named JUCO All-American first team at Northeastern Oklahoma A&M after recording 51 tackles, three interceptions and three passes defended.
- Graduated from Houston in 2022 with a degree in sociology.

#### PERSONAL:

- Attended Southmoore (Moore, Okla.) High School where he was a four-year letterwinner at safety and wide receiver.
- Also lettered in track and wrestling.
- Follow Owens on Instagram at @gowens3\_.
- Born Gervarius Owens on Oct. 14, 1999 in Moore, Okla.



## GEVARRIUS OWENS' GAME-BY-GAME

### 2023 New York Giants

Date	Opp	W/L	P/S	Tot	Solo	Asst	Sk	- Yds	QBP	TFL	Int	- Yds	-TD	PD	FF	FR	- Yds	SpT	
Sept 10	Dal	L	IA																
Sept 17	@ Ari	W	IA																
Sept 21	@ SF	L	IA																
Oct 2	Sea	L	IA																
Oct 8	@ Mia	L	IA																
Oct 15	@ Buf	L	IA																
Oct 22	Was	W	p	0	0	0	0.0	0.0	0	0	0	0	0	0	0	0	0	0	0
Oct 29	NYJ	L	IA																
Nov 5	@ LVR	L	IA																
Nov 12	@ Dal	L	IA																
Nov 19	@ Was	W	p	0	0	0	0.0	0.0	0	0	0	0	0	0	0	1	0	1	
Nov 26	NE	W	IA																
Dec 11	GB	W	IA																
Dec 18	@ NO	L	IA																
Dec 25	@ Phi	L	IA																
Dec 31	LAR	L	IA																
Jan 7	Phi	W	p	0	0	0	0.0	0.0	0	0	0	0	0	0	0	0	0	0	0
<b>Totals</b>		<b>6-11</b>	<b>3/0</b>	<b>0</b>	<b>0</b>	<b>0</b>	<b>0.0</b>	<b>0.0</b>	<b>0</b>	<b>0</b>	<b>0</b>	<b>0</b>	<b>0</b>	<b>0</b>	<b>0</b>	<b>1</b>	<b>0</b>	<b>1</b>	

### 2024 Tennessee Titans

Date	Opp	W/L	P/S	Tot	Solo	Asst	Sk	- Yds	QBP	TFL	Int	- Yds	-TD	PD	FF	FR	- Yds	SpT	
Nov 10	@ LAC	L	PS																
Nov 17	Min	L	PS																
Nov 24	@ Hou	W	PS																
Dec 1	@ Was	L	PS																
Dec 8	Jax	L	PS																
Dec 15	Cin	L	PS																
Dec 22	@ Ind	L	PS																
Dec 29	@ Jax	L	p	0	0	0	0.0	0.0	0	0	0	0	0	0	0	0	0	0	0
Jan 4/5	Hou																		
<b>Totals</b>		<b>1-7</b>	<b>1/0</b>	<b>0</b>	<b>0</b>	<b>0</b>	<b>0.0</b>	<b>0.0</b>	<b>0</b>	<b>0</b>	<b>0</b>	<b>0</b>	<b>0</b>	<b>0</b>	<b>0</b>	<b>0</b>	<b>0</b>	<b>0</b>	<b>0</b>

## GERVARRIUS OWEN'S NFL STATISTICS

### REGULAR SEASON

Year	Team	GP	GS	TACKLES					INTERCEPTIONS					FUMBLES						
				Tot	Solo	Asst	Sk	Yds	QBP	TFL	No	Yds	Lg	TD	PD	FF	FR	Yds	SpT	
2023	N.Y. Giants	3	0	0	0	0	0.0	0.0	0	0	0	0	0	0	0	0	0	0	0	1
2024	Tennessee	1	0	0	0	0	0.0	0.0	0	0	0	0	0	0	0	0	0	0	0	0
<b>NFL Totals</b>		<b>4</b>	<b>0</b>	<b>0</b>	<b>0</b>	<b>0</b>	<b>0.0</b>	<b>0.0</b>	<b>0</b>	<b>0</b>	<b>0</b>	<b>0</b>	<b>0</b>	<b>0</b>	<b>0</b>	<b>0</b>	<b>0</b>	<b>0</b>	<b>0</b>	<b>1</b>

### Single-Game Highs

Special Teams Tackles - 1 at Washington (11/19/23)

### Additional Career Statistics

Special Teams Fumble Recovery - 1 at Washington (11/19/23)


# 78 NICHOLAS PETIT-FRERE

OFFENSIVE LINEMAN • 6'5" • 316 LBS

COLLEGE: OHIO STATE • ACQUIRED: 3RD ROUND - 2022

NFL EXPERIENCE (NFL/TITANS): 3/3 • HOMETOWN: TAMPA, FLA.

GAMES PLAYED/GAMES STARTED: 33/28 (PLAYOFFS: 0/0)



**PRO:** The Titans used their third-round selection in the 2022 NFL Draft on offensive lineman Nicholas Petit-Frere. The 6-foot-5-inch, 316-pounder from Ohio State brings strength and athleticism to the position group. As a rookie, he started 16 games at right tackle and helped running back Derrick Henry rush for 1,538 yards, which ranked second in the NFL. In 2023, Petit-Frere appeared in just three games and finished his second NFL campaign on injured reserve. The Tampa, Fla., native played in 35 games with the Buckeyes and was a member of three consecutive Big Ten Conference championship teams.

## CAREER HIGHLIGHTS:

- As a rookie in 2022, Petit-Frere started 16 games at right tackle. He joined Michael Roos (2005), Chance Warmack (2013) and Jack Conklin (2016) as the only offensive linemen in the franchise's "Titans era" (1999–present) to start at least 16 games as a rookie.

## TITANS TIDBITS:

- Petit-Frere was about 270 pounds when he arrived at Ohio State, and it took him a while to get to his current weight of around 315 pounds. During the COVID-19 pandemic, he learned how to cook to help him continue his weight progress. He still enjoys cooking to this day, especially a lot of pastas, but says he can cook anything. He really enjoys trying out new recipes.
- Petit-Frere is trying to learn how to play the piano after playing the cello in middle school.
- Petit-Frere worked for Metropolitan Ministries in high school and would like to continue to be involved in education and causes to help underprivileged children and victims of domestic violence.

## CAREER TRANSACTIONS:

- The Tampa, Fla., native was selected by the Titans in the third round (69th overall) of the 2022 NFL Draft.

## SEASON RECAPS:

### 2024 (14/10):

- At Chicago (9/8), started at right tackle and helped open holes for Titans' ball carriers to gain 140 rushing yards on 26 carries with a touchdown.
- Against N.Y. Jets (9/15), started at right tackle.
- Against Green Bay (9/22), started at right tackle.
- At Miami (9/30), started at right tackle and cleared the way for Titans' rushers to gain 142 yards on the ground with a pair of rushing scores.
- Against Indianapolis (10/13), saw action as a reserve on special teams.
- At Buffalo (10/20), played right tackle after Jaelyn Duncan left the game after the first series with an injury.
- At Detroit (10/27), was inactive.
- Against New England (11/3), saw action as a reserve on special teams.
- At L.A. Chargers (11/10), saw limited action as a reserve on special teams.
- Against Minnesota (11/17), started at right tackle and rotated reps throughout the game.
- At Houston (11/24), started at right tackle and blocked for an offense that amassed 369 total yards, including 132 yards on the ground.
- At Washington (12/1), started at right tackle.
- Against Jacksonville (12/8), started at right tackle.
- Against Cincinnati (12/15), started at right tackle.
- At Indianapolis (12/22), started at right tackle.
- At Jacksonville (12/29), was inactive.

**2023 (3/2):** Saw action in three games with two starts at right tackle. Was suspended by the NFL for the first four games of the regular season for gambling. Was not activated for another game. Placed on injured reserve on Nov. 11 and missed the final nine contests.

- In London, against Baltimore (10/15), entered the game as a reserve at left tackle early in the third quarter.
- Against Atlanta (10/29), started at left tackle and protected for an offensive unit that accumulated 375 total yards, including a 101-yard rushing performance by Derrick Henry. Helped give rookie quarterback Will Levis time to amass 238 passing yards with four touchdown tosses in his first career start. Moved to right tackle late in the second quarter after Chris Hubbard left the game with an injury.
- At Pittsburgh (11/2), started at right tackle but left the game early in the second quarter with an injury.

**2022 (16/16):** Started 16 games at right tackle as a rookie and helped open holes for Derrick Henry to finish second in the NFL with 1,538 rushing yards. Was inactive for one contest.

- Against N.Y. Giants (9/11), made his NFL debut as a starter at right tackle and was a part of an offensive line that allowed just one sack for zero yards on 33 pass attempts.
- Against Las Vegas (9/25), started at right tackle and was a member of an offensive front that allowed just one sack on 27 pass attempts.
- At Indianapolis (10/2), started at right tackle and helped open holes for Derrick Henry to amass 114 rushing yards on 22 carries with a touchdown.
- At Washington (10/9), started at right tackle and helped create running lanes for Derrick Henry to post 102 yards on the ground with two rushing scores.
- At Houston (10/30), started at right tackle and helped open holes for Titans' ball carriers to gain 314 rushing yards, the second-highest total in franchise history, including a 219-yard, two-touchdown performance by Derrick Henry.
- Against Denver (11/13), started at right tackle and was a part of an offensive front that allowed just one sack on 36 pass attempts.
- At Green Bay (11/17), started at right tackle and blocked for an offense that amassed 408 total yards with four touchdowns.
- At L.A. Chargers (12/18), started at right tackle and opened holes for Derrick Henry to amass 104 rushing yards on 21 carries with a touchdown.
- Against Houston (12/24), started at right tackle and blocked for Derrick Henry to rush for 126 yards on 23 carries with a touchdown. Left the game in the third quarter with an injury.
- At Jacksonville (1/7), started at right tackle and helped open holes for Derrick Henry to amass 109 rushing yards.

## COLLEGE:

- Played parts of four seasons at Ohio State and saw action in 35 career games with 20 starts. Was a member of three consecutive Big Ten Conference championship teams (2018-20) and was a part of two Ohio State teams that qualified for the College Football Playoffs (2019-2020).
- As a junior (2021), named first team All-Big Ten by both the coaches and media after starting all 12 games at left tackle. Earned first-team All-American honors by the Football Writers Association of America and CBS Sports. Helped Ohio State rank No. 1 in the nation in total offense and scoring offense. Was on the 2021 Outland Trophy watch list.
- As a sophomore (2020), received second-team All-Big Ten honors after starting seven games at right tackle for the eighth-ranked rushing

attack in the country. Selected an Ohio State scholar-athlete and named Academic All-Big Ten.

- As a redshirt freshman (2019), saw action in 13 games with one start at left tackle against Northwestern.
- As a true freshman (2018), played in three games as a reserve before being redshirted. Named an Ohio State scholar-athlete.
- Graduated in the Fall of 2021 with a bachelor's degree in business marketing from Ohio State.

**PERSONAL:**

- Attended Berkeley Prep (Tampa, Fla.) and was the nation's consensus top-ranked offensive tackle prospect with ESPN, Rivals and 247Sport.
- Was a consensus five-star recruit and one of just three offensive tackles in the 2018 class to receive a five-star designation. Was selected to the Under Armour All-America Game.
- As a senior (2017), was named a finalist for the Franklin D. Watkins Memorial Trophy Award, given to the top African-American high school football player in the country.
- As a junior (2016), helped lead the Buccaneers to the Class 3A state semifinals.

- Also played basketball for three years and participated in track and field as a senior.
- Was nicknamed The Law Firm in high school.
- Is the son of Loris Petit-Frere, who is a first-generation American from Haiti.
- Last name is pronounced puh-TEET FRAIR.
- Follow Petit-Frere on X at @NicholasPetit.
- Follow Petit-Frere on Instagram at @nicholas\_petitfrere.
- Born Nicholas Petit-Frere on Sept. 15, 1999 in Port St. Lucie, Fla.

**NICHOLAS PETIT-FRERE'S NFL STATISTICS**

**REGULAR SEASON**

Year	Team	GP	GS
2022	Tennessee	16	16
2023	Tennessee	3	2
2024	Tennessee	14	10
<b>NFL Totals</b>		<b>33</b>	<b>28</b>

**Starts Breakdown:**

2022 - RT 16; 2023 - LT 1, RT 1; 2024 - RT 10

**Additional Career Statistics**

Tackles - 1 (2022)




# 20 TONY POLLARD

RUNNING BACK • 6'0" • 209 LBS

COLLEGE: MEMPHIS • ACQUIRED: UNRESTRICTED FREE AGENT (DAL) - 2024

NFL EXPERIENCE (NFL/TITANS): 6/1 • HOMETOWN: MEMPHIS, TENN.

GAMES PLAYED/GAMES STARTED: 94/38 (PLAYOFFS: 4/1)



**PRO:** The Titans signed Tony Pollard early in the 2024 offseason to add experience and a playmaking threat to the offensive backfield. The 6-foot, 209-pounder entered the NFL as a fourth-round pick of the Dallas Cowboys in 2019. The Memphis product served primarily as a backup during his first three seasons with the Cowboys before enjoying a breakout 2022 campaign with 1,007 rushing yards and 12 total touchdowns which led to his first career Pro Bowl nod. Dallas used the franchise tag on Pollard heading into the 2023 season, and he responded with 1,005 yards on the ground and six scores.

## CAREER HIGHLIGHTS:

- In 2023, Pollard started all 17 games for the first time in his career and led the Cowboys with 1,005 rushing yards on a career-high 252 carries with six touchdowns.
- In 2022, Pollard was selected to his first career Pro Bowl after rushing 193 times for 1,007 yards and nine scores, while averaging 5.2 yards-per-carry to rank third in the NFL.
- Pollard had a memorable 100-yard kickoff return for a touchdown against the Las Vegas Raiders on Thanksgiving Day in 2021.

## TITANS TIDBITS:

- Pollard's family owns Pollard's Bar-B-Q restaurant in his hometown of Memphis. Starting from humble beginnings, Pollard's was first established as a mobile catering business in 1995. As the demand for their unique southern style of Memphis BBQ grew, Pollard's reopened in the fall of 1996 as a small carry-out catering business. In 2011, Pollard's answered the overwhelming demands of its growing customer base by becoming a dine-in restaurant. With the new expansion came bigger and better things, such as an expanded menu and an upscale renovation by Food Network's Robert Irvine from Restaurant Impossible.
- Pollard was a dynamic kickoff returner at the collegiate level, tying a FBS record with seven career kickoff returns for touchdowns during his Memphis career.

## CAREER TRANSACTIONS:

- The Memphis, Tenn., native was selected by the Dallas Cowboys in the fourth round (128th overall) the 2019 NFL Draft.
- Designated by the Cowboys as the non-exclusive franchise player on March 6, 2023 and signed the franchise tag tender on March 23, 2023.
- Signed by the Titans as an unrestricted free agent on March 14, 2024.

## SEASON RECAPS:

**2024 (15/15 - Tennessee):** Leads the team with a career-best 1,017 rushing yards and five rushing touchdowns. Ranks third on the team with 41 receptions. Has registered his fourth consecutive season with at least 1,000 scrimmage yards. Has 10 career 100-yard rushing games, including three in 2024 (vs. NE, at HST, vs. JAX). Has led the team in rushing yards 13 times in 2024 (at CHI, vs. NYJ, vs. GB, at MIA, vs. IND, at BUF, at DET, vs. NE, at HST, at WAS, vs. JAX, vs. CIN, at IND). Has led or tied for the team lead in receptions three times in 2024 (vs. NYJ, at MIA, at WAS).

- At Chicago (9/8), made his Titans debut as the starter at running back and led the team with 82 rushing yards on 16 times with a touchdown. Snared three receptions for 12 yards out of the backfield. Gave the Titans an early 7-0 lead with a 26-yard touchdown jaunt off left guard late in the first quarter.
- Against N.Y. Jets (9/15), started at running back and carried the ball 17 times for a team-high 62 yards. Led the team with five receptions for 40 yards. Extended the Titans' second scoring drive with a 22-yard grab down

the right sideline on third-and-three just before halftime.

- Against Green Bay (9/22), rushed six times for 14 yards and caught three passes for 15 yards.
- At Miami (9/30), led the team with 88 rushing yards on 22 carries with a touchdown. Tied for the team lead with two receptions for 20 yards. Registered his 18th career game with at least 100 scrimmage yards. Setup the Titans' first touchdown with a 41-yard jaunt off left tackle to the Dolphins' seven-yard line in the third quarter. Sealed the victory with a four-yard touchdown run on fourth-and-goal late in the final stanza.
- Against Indianapolis (10/13), rushed 17 times for a team-high 93 yards with a touchdown. Snared three receptions out of the backfield. Extended a Titans' scoring drive with a seven-yard run on third-and-three in the second quarter. Gave the Titans a 17-10 advantage with a 23-yard touchdown scamper on third-and-19 in the third stanza.
- At Buffalo (10/20), led the team with 61 rushing yards on 16 carries and in the process reached 4,000 rushing yards for his career. Hauled in two receptions out of the backfield.
- At Detroit (10/27), led the team with 94 rushing yards on 20 carries. Caught three passes for 23 yards.
- Against New England (11/3), rushed a career-high 28 times for a season-best 128 yards. Hauled in three receptions for 26 yards. His 154 scrimmage yards were the second-best scrimmage yard total of his career. Set up the Titans' opening touchdown with a 32-yard rumble down to the Patriots' nine-yard line in the first quarter. Extended the Titans' game-winning drive with a nine-yard run up the middle on third-and-three in overtime.
- At L.A. Chargers (11/10), started at running back and carried the ball nine times for 44 yards. Hauled in four passes for 19 yards.
- Against Minnesota (11/17), started at running back and rushed nine times for 15 yards. Grabbed two receptions for 14 yards.
- At Houston (11/24), started at running back and led the team with 119 rushing yards on 24 carries with a touchdown. Hauled in three passes for 10 yards out of the backfield. Increased the Titans lead to 17-7 with a 10-yard touchdown jaunt in the second quarter.
- At Washington (12/1), rushed eight times for 35 yards and led the team with four catches for 33 yards. Set up the Titans' second field goal of the afternoon with a 30-yard catch over the middle in the third stanza.
- Against Jacksonville (12/8), carried the ball 21 times for 102 yards. Grabbed two receptions for 22 yards out of the backfield. Kept the Titans' opening scoring drive alive with a pair of third-and-one conversions: an eight-yard run and a three-yard jaunt in the first quarter.
- Against Cincinnati (12/15), rushed 17 times for 45 yards with a touchdown. Gave the Titans an early 7-0 lead with a three-yard touchdown jaunt up the middle in the opening stanza.
- At Indianapolis (12/22), led the team with 35 rushing yards on eight carries. Snared two receptions for five yards. Converted a third-and-one with a 17-yard run in the first quarter. The run put him over the 1,000-yard mark for the season. Ran in a two-point conversion late in the third quarter.
- At Jacksonville (12/29), was inactive.

**2023 (17/17, 1/1 - Dallas):** Started all 17 games for the first time in his career and led the team with 1,005 rushing yards on a career-high 252 carries with six touchdowns. Also finished third on the offense with a career-best 55 receptions for 311 yards (fifth). Combined with his 1,007 rushing yards in 2022, became the sixth running back in team history to have consecutive 1,000-yard seasons, joining Calvin Hill, Tony Dorsett, Emmitt Smith, DeMarco Murray and Ezekiel Elliott. Started the postseason contest and carried the ball 15 times for 56 yards to go along with seven receptions for 29 yards.

- At N.Y. Giants (9/10), rushed for 70 yards on 14 carries and totaled two touchdowns on the ground, his fourth career game with multiple rushing touchdowns.
- Against N.Y. Jets (9/17), tallied a career-high 25 carries for 72 yards and caught seven passes for 37 yards for a career-high 32 total touches.
- At Arizona (9/24), carried the ball 23 times for a season-best 122 yards (5.3 avg.) - third-most rushing yards in a game of his career. It also marked his seventh career 100-yard rushing game and his first since he had 115 yards at Green Bay (11/13/22).
- At L.A. Chargers (10/16), finished with 110 scrimmage yards (30 rushing; 80 receiving), his third game of the season - 15th of his career - with 100-plus scrimmage yards. Had a 60-yard reception - second-longest catch of his career.
- Against Washington (11/23), recorded 13 carries for 79 yards and a touchdown while catching six passes for 24 yards, his fourth game with 100 scrimmage yards in 2023 and 16th of his career.
- Against Seattle (11/30), notched 20 carries for 68 yards and a touchdown. Marked his third consecutive game with a rushing touchdown, a career-long touchdown streak.
- At Washington (1/7), recorded 17 carries for 70 yards and a score, adding two catches for 16 yards. Eclipsed 1,000 rushing yards on the season (1,005) to become the sixth running back in team history to have consecutive 1,000-yard seasons.
- Against Green Bay (1/14), made his first career postseason start in the Wild Card Playoff Game and rushed 15 times for 56 yards and a touchdown while catching seven passes for 29 yards. His seven receptions tied for the second-most by a running back in a postseason game in team history.

**2022 (16/4, 2/0 - Dallas):** Earned his first Pro Bowl nod after seeing action in 16 games with four starts at running back. Set the tone for the Dallas rushing attack, toting the rock 193 times for 1,007 yards - his first career 1,000-yard season - and nine scores, averaging 5.2 yards-per-carry to rank third in the NFL. Also caught a then career-high tying 39 passes for a career-best 371 yards and three scores. Combining his rushing and receiving average, he led the NFL with 5.94 yards-per-touch. Was inactive for one contest. Appeared as a reserve in both postseason games and amassed 21 carries for 99 yards while adding five catches for 23 yards.

- At N.Y. Giants (9/26), led the team with 105 yards (8.1 avg.) on 13 carries.
- At L.A. Rams (10/9), provided 86 yards on eight carries with a 57-yard rushing score - the second-longest rushing score of his career.
- Against Chicago (10/30), carried the ball 14 times for 131 yards and a career-best three rushing scores - the first Cowboy with three rushing scores since Dak Prescott had three at Atlanta (9/20/20).
- At Green Bay (11/13), toted the rock a career-high 22 times for 115 yards and a score, topping 3,000 career scrimmage yards in the process.
- At Minnesota (11/20), finished with a career-high 189 scrimmage yards (109 receiving; 80 rushing) and two receiving scores. Became the fourth NFL player since 1990 with at least 75 rushing yards, 100 receiving yards and two touchdowns in a game, joining Joey Galloway, Todd Gurley and LaDainian Tomlinson.
- At Jacksonville (12/14), led the offense with 19 carries for 75 yards and caught four passes for 31 yards - his seventh game with 100 scrimmage yards.
- At Washington (1/8/23), rushed seven times for 19 yards to surpass 1,000 yards on the ground for the first time in his career.
- At Tampa Bay (1/26), led all rushers with 77 yards on 15 carries in the Wild Card Game.

**2021 (15/0, 1/0 - Dallas):** Appeared as a reserve in 15 games and rushed for 719 yards and two touchdowns on 130 carries. Caught 39 passes for 337 yards. Also recorded 17 kick returns for 481 yards with a touchdown while tying for second on the team with five special teams tackles. Was inactive for two contests. Saw action in his first career playoff contest and rushed four times for 14 yards and added two receptions for 12 yards.

- At L.A. Chargers (9/19), collected 109 yards and a score on 13 carries and caught three balls for 31 yards in the win.
- Against N.Y. Giants (10/10), produced 14 carries for 75 yards as he teamed with Ezekiel Elliott to give Dallas 200 total rushing yards for the second consecutive game.
- Against Las Vegas (11/25), posted his first career kick return for a touchdown, taking a return back 100 yards. Finished the Thanksgiving Day game with three returns for 129 yards, 10 rushes for 36 yards, four receptions for 32 yards and two special teams tackles.
- At New Orleans (12/2), had a career-long 58-yard scoring jaunt, finishing with 71 yards on seven carries, catching two passes for three yards and

returning one kick for 22 yards.

- At N.Y. Giants (12/19), led the team with 74 yards on 12 rushes and caught three passes for 13 yards.
- Against Arizona (1/2), produced nine rushing yards and 49 receiving yards, topping 1,000 scrimmage yards for the season - his first career 1,000-scrimmage yard campaign.

**2020 (16/2 - Dallas):** Played in all 16 games with two starts at running back and rushed for 435 yards and four touchdowns on 101 carries while catching 28 passes for 193 yards and a touchdown. Finished fourth in the NFL with 766 kickoff return yards and tied for second in the league with 32 returns.

- Against Atlanta (9/20), logged his first career start as Dallas opened the game with two running backs. Topped 100 kickoff return yards for the first time in his career.
- At Washington (10/15), notched a season-long kickoff return of 67 yards.
- At Philadelphia (11/1), rushed seven times for 40 yards, caught two passes for 24 yards and returned three kicks for 49 yards.
- At Minnesota (11/22), rushed five times for 60 yards with a 42-yard touchdown.
- At Baltimore (12/8), posted a season-high 126 kickoff return yards.

**2019 (15/0 - Dallas):** Saw action as a reserve in 15 games as a rookie and rushed 86 times for 455 yards with two touchdowns. Added 15 catches for 107 yards with a score. Returned 14 kickoffs for 245 yards. Was inactive for one contest.

- Against N.Y. Giants (9/8), made his NFL debut in the opener and had 24 yards on 13 carries.
- Against Miami (9/22), tallied his first career 100-yard outing and touchdown, finishing the game with 103 rushing yards and a score. Teamed with Ezekiel Elliott (125) to mark the fourth time in franchise history the Cowboys had a pair of 100-yard rushers in the same game.
- At Detroit (11/17), posted his first career receiving touchdown on a 21-yard pass from Dak Prescott. Along with Ezekiel Elliott's receiving score, it marked the first time since 2001 Dallas had two running backs each with a receiving touchdown.
- Against the L.A. Rams (12/15), collected a season-high 131 yards on 12 carries with a touchdown. Scored on a 44-yard scamper late in the fourth quarter.

#### COLLEGE:

- In three playing seasons at Memphis (2016-18), Pollard played in 40 games and totaled 139 carries for 973 yards with nine rushing touchdowns and added 1,292 yards on 104 career receptions with nine receiving scores. He was considered one of the best kickoff return specialists in college football, tying a FBS record with seven career kick-return touchdowns, 87 kickoff returns (second in school history), 2,616 kickoff return yards (second in school history), 30.1 kick-return average (school record). He finished his career ranked second in school history with 4,680 all-purpose yards.
- As a junior (2018), saw action in 14 games and set career-bests with 78 rush attempts for 552 yards and six touchdowns, while adding 39 catches for 458 yards and three touchdowns through the air. Returned 27 kickoffs for 667 yards with a touchdown.
- As a sophomore (2017), played in all 13 games and registered 22 kick returns for 881 yards, 30 rushes for 230 yards, 36 receptions for 536 yards and one punt return for two yards. Logged a team-high 1,649 all-purpose yards which was the fourth-most for a season in school history. Led the nation in kick-return average at 40.0 yards per return and tied for FBS lead with four kick returns for touchdowns. Finished as the team's second-leading receiver with 536 yards on 36 catches and the squad's third-leading rusher with 230 yards.
- As a redshirt freshman (2016), played in all 13 games and made seven starts at running back. Made an immediate impact in his first collegiate season as one of college football's top kick returners. Ranked among FBS leaders in kick return total yards (2nd; 1,068), kick return average (8th; 28.1 ypr), kick return touchdowns (2nd; 2) and total kick returns (6th; 38). Rushed for 159 yards on 31 carries with a score. Ranked third on the squad with 29 catches for 298 yards and two touchdowns.
- As a true freshman (2015), redshirted.
- Graduated from Memphis with a degree in sport and leisure management.

#### PERSONAL:

- Attended Melrose (Memphis, Tenn.) High School, where he was a two-way all-district selection at both wide receiver and defensive back.

- As a senior (2014), registered over 1,200 receiving yards and 20 touchdowns. Named to The Commercial Appeal 2014 Class 4A-5A Best of the Preps Team after helping the Golden Wildcats to an 8-3 record and a state playoffs appearance. Selected to play in the AutoZone Liberty Bowl All-Star Game.
- As a junior (2013), helped lead Melrose to an 8-4 record and a TSSAA Class 5A state playoffs berth.
- Son of Torria and Tarrance Pollard. Has two siblings, Tneshia and Terrion.
- Follow Pollard on X at @Tp\_5 and on Instagram at @playmaker\_tp.
- Born Tony Randall Pollard on April 30, 1997 in Memphis, Tenn.



# TONY POLLARD'S GAME-BY-GAME

2019 Dallas Cowboys				RUSHING					RECEIVING				
Date	Opp	W/L	P/S	Att	Yds	Avg	Lg	TD	No	Yds	Avg	Lg	TD
Sept 8	NYG	W	p	13	24	1.8	6	0	0	0	-	0	0
Sept 15	@ Was	W	p	4	22	5.5	10	0	1	3	3	3	0
Sept 22	Mia	W	p	13	103	7.9	28	1	3	25	8.3	12	0
Sept 29	@ NO	L	p	0	0	-	0	0	0	0	-	0	0
Oct 6	GB	L	p	4	19	4.8	7	0	0	0	-	0	0
Oct 13	@ NYJ	L	p	3	13	4.3	10	0	0	0	-	0	0
Oct 20	Phi	W	p	8	28	3.5	11	0	0	0	-	0	0
Nov 4	@ NYG	W	p	3	21	7	10	0	1	9	9	9	0
Nov 10	Min	L	p	1	-4	-4	-4	0	0	0	-	0	0
Nov 17	@ Det	W	p	2	12	6	7	0	4	44	11	21t	1
Nov 24	@ NE	L	p	4	19	4.8	8	0	3	9	3	8	0
Nov 28	Buf	L	p	3	7	2.3	4	0	0	0	-	0	0
Dec 5	@ Chi	L	IA										
Dec 15	LAR	W	p	12	131	10.9	44t	1	2	12	6	8	0
Dec 22	@ Phi	L	p	2	0	0	1	0	0	0	-	0	0
Dec 29	Was	W	p	14	60	4.3	11	0	1	5	5	5	0
<b>Totals</b>	<b>8-8</b>	<b>15/0</b>		<b>86</b>	<b>455</b>	<b>5.3</b>	<b>44t</b>	<b>2</b>	<b>15</b>	<b>107</b>	<b>7.1</b>	<b>21t</b>	<b>1</b>

2020 Dallas Cowboys				RUSHING					RECEIVING				
Date	Opp	W/L	P/S	Att	Yds	Avg	Lg	TD	No	Yds	Avg	Lg	TD
Sept 13	@ LAR	L	p	2	10	5	6	0	2	22	11	18	0
Sept 20	Atl	W	S	2	6	3	3	0	1	3	3	3	0
Sept 27	@ Sea	L	p	0	0	-	0	0	1	-5	-5	-5	0
Oct 4	Cle	L	p	3	16	5.3	8	1	1	16	16	16	0
Oct 11	NYG	W	p	6	30	5	13	0	2	2	1	9	0
Oct 19	Ari	L	p	10	31	3.1	12	0	2	9	4.5	5	0
Oct 25	@ Was	L	p	8	16	2	6	0	1	6	6	6	0
Nov 1	@ Phi	L	p	7	40	5.7	14	0	2	24	12	14	0
Nov 8	Pit	L	p	9	57	6.3	20	0	1	1	1	1	0
Nov 22	@ Min	W	p	5	60	12	42t	1	0	0	-	0	0
Nov 26	Was	L	p	4	12	3	5	0	2	10	5	6	0
Dec 8	@ Bal	L	p	8	22	2.8	12	0	1	6	6	6	0
Dec 13	@ Cin	W	p	11	39	3.5	17	0	2	9	4.5	7t	1
Dec 20	SF	W	S	12	69	5.8	40t	2	6	63	10.5	30	0
Dec 27	Phi	W	p	9	12	1.3	7	0	1	8	8	8	0
Jan 3	@ NYG	L	p	5	15	3	6	0	3	19	6.3	10	0
<b>Totals</b>	<b>6-10</b>	<b>16/2</b>		<b>101</b>	<b>435</b>	<b>4.3</b>	<b>42t</b>	<b>4</b>	<b>28</b>	<b>193</b>	<b>6.9</b>	<b>30</b>	<b>1</b>

2021 Dallas Cowboys				RUSHING					RECEIVING				
Date	Opp	W/L	P/S	Att	Yds	Avg	Lg	TD	No	Yds	Avg	Lg	TD
Sept 9	@ TB	L	p	3	14	4.7	11	0	4	29	7.3	11	0
Sept 19	@ LAC	W	p	13	109	8.4	28	1	3	31	10.3	13	0
Sept 27	Phi	W	p	11	60	5.5	11	0	1	5	5	5	0
Oct 3	Car	W	p	10	67	6.7	18	0	0	0	-	0	0
Oct 10	NYG	W	p	14	75	5.4	17	0	4	28	7	13	0
Oct 17	@ NE	W	p	10	41	4.1	9	0	3	22	7.3	13	0
Oct 31	@ Min	W	p	7	26	3.7	7	0	1	1	1	1	0
Nov 7	Den	L	p	4	11	2.8	8	0	1	32	32	32	0
Nov 14	Atl	W	p	11	42	3.8	15	0	6	56	9.3	19	0
Nov 21	@ KC	L	p	7	50	7.1	31	0	2	20	10	14	0
Nov 25	LV	L	p	10	36	3.6	12	0	4	32	8	13	0
Dec 2	@ NO	W	p	7	71	10.1	58t	1	2	3	1.5	2	0
Dec 12	@ Was	W	IA										
Dec 19	@ NYG	W	p	12	74	6.2	17	0	3	13	4.3	7	0
Dec 26	Was	W	p	8	34	4.3	9	0	2	16	8	9	0
Jan 2	Ari	L	p	3	9	3	5	0	3	49	16.3	31	0
Jan 8	@ Phi	W	IA										
<b>Totals</b>	<b>12-5</b>	<b>15/0</b>		<b>130</b>	<b>719</b>	<b>5.5</b>	<b>58t</b>	<b>2</b>	<b>39</b>	<b>337</b>	<b>8.6</b>	<b>32</b>	<b>0</b>
<b>Playoffs</b>													
Jan 16	SF	L	p	4	14	3.5	8	0	2	12	6.0	10	0
<b>Totals</b>	<b>0-1</b>	<b>1/1</b>		<b>4</b>	<b>14</b>	<b>3.5</b>	<b>8</b>	<b>0</b>	<b>2</b>	<b>12</b>	<b>6.0</b>	<b>10</b>	<b>0</b>

2022 Dallas Cowboys				RUSHING					RECEIVING				
Date	Opp	W/L	P/S	Att	Yds	Avg	Lg	TD	No	Yds	Avg	Lg	TD
Sept 11	TB	L	S	6	8	1.3	9	0	2	14	7	10	0
Sept 18	Cin	W	p	9	43	4.8	17	1	4	55	13.8	46	0
Sept 26	@ NYG	W	p	13	105	8.1	46	0	0	0	-	0	0
Oct 2	Was	W	p	8	6	0.8	9	0	1	2	2	2	0
Oct 9	@ LAR	W	p	8	86	10.8	57t	1	0	0	-	0	0
Oct 16	@ Phi	L	p	11	44	4	15	0	2	8	4	8	0
Oct 23	Det	W	p	12	83	6.9	28	0	2	26	13	19	0
Oct 30	Chi	W	S	14	131	9.4	54t	3	1	16	16	16	0
Nov 13	@ GB	L	S	22	115	5.2	14	1	3	13	4.3	9	0
Nov 20	@ Min	W	p	15	80	5.3	20	0	6	109	18.2	68t	2
Nov 24	NYG	W	p	18	60	3.3	13	0	2	1	0.5	2	0
Dec 4	Ind	W	S	12	91	7.6	30t	2	2	15	7.5	10	0
Dec 11	Hou	W	p	10	42	4.2	18	1	4	20	5	10t	1
Dec 18	@ Jax	L	p	19	75	3.9	21	0	4	31	7.8	11	0
Dec 24	Phi	W	p	9	19	2.1	8	0	6	61	10.2	13	0
Dec 29	@ Ten	W	IA										
Jan 8	@ Was	L	p	7	19	2.7	5	0	0	0	-	0	0
<b>Totals</b>	<b>12-5</b>	<b>16/4</b>		<b>193</b>	<b>1,007</b>	<b>5.2</b>	<b>57t</b>	<b>9</b>	<b>39</b>	<b>371</b>	<b>9.5</b>	<b>68t</b>	<b>3</b>

Playoffs				RUSHING					RECEIVING				
Date	Opp	W/L	P/S	Att	Yds	Avg	Lg	TD	No	Yds	Avg	Lg	TD
Jan 16	@ TB	W	p	15	77	5.1	18	0	3	12	4.0	5	0
Jan 22	@ SF	L	p	6	22	3.7	10	0	2	11	5.5	8	0
<b>Totals</b>	<b>1-1</b>	<b>2/0</b>		<b>21</b>	<b>99</b>	<b>4.7</b>	<b>18</b>	<b>0</b>	<b>5</b>	<b>23</b>	<b>4.6</b>	<b>8</b>	<b>0</b>

2023 Dallas Cowboys				RUSHING					RECEIVING				
Date	Opp	W/L	P/S	Att	Yds	Avg	Lg	TD	No	Yds	Avg	Lg	TD
Sept 10	@ NYG	W	S	14	70	5	25	2	2	12	6	7	0
Sept 17	NYJ	W	S	25	72	2.9	23	0	7	37	5.3	19	0
Sept 24	@ Ari	L	S	23	122	5.3	31	0	3	-1	-0.3	2	0
Oct 1	NE	W	S	11	47	4.3	16	0	3	13	4.3	6	0
Oct 8	@ SF	L	S	8	29	3.6	10	0	4	35	8.8	26	0
Oct 16	@ LAC	W	S	15	30	2	7	0	6	80	13.3	60	0
Oct 29	LAR	W	S	12	53	4.4	13	0	1	2	2	2	0
Nov 5	@ Phi	L	S	12	51	4.3	15	0	3	12	4	8	0
Nov 12	NYG	W	S	15	55	3.7	15	0	0	0	-	0	0
Nov 19	@ Car	W	S	12	61	5.1	22	1	4	19	4.8	12	0
Nov 23	Was	W	S	13	79	6.1	27	1	6	24	4	10	0
Nov 30	Sea	W	S	20	68	3.4	16	1	3	15	5	12	0
Dec 10	Phi	W	S	16	59	3.7	11	0	7	37	5.3	8	0
Dec 17	@ Buf	L	S	11	52	4.7	11	0	2	5	2.5	5	0
Dec 24	@ Mia	L	S	12	38	3.2	7	0	1	5	5	5	0
Dec 30	Det	W	S	16	49	3.1	18	0	1	0	0	0	0
Jan 7	@ Was	W	S	17	70	4.1	12	1	2	16	8	12	0
<b>Totals</b>	<b>12-5</b>	<b>17/17</b>		<b>252</b>	<b>1005</b>	<b>4.0</b>	<b>31</b>	<b>6</b>	<b>55</b>	<b>311</b>	<b>5.7</b>	<b>60</b>	<b>0</b>

Playoffs				RUSHING					RECEIVING				
Date	Opp	W/L	P/S	Att	Yds	Avg	Lg	TD	No	Yds	Avg	Lg	TD
Jan 14	GB	L	S	15	56	3.7	11	1	7	29	4.1	9	0
<b>Totals</b>	<b>0-1</b>	<b>1/1</b>		<b>15</b>	<b>56</b>	<b>3.7</b>	<b>11</b>	<b>1</b>	<b>7</b>	<b>29</b>	<b>4.1</b>	<b>9</b>	<b>0</b>

2024 Tennessee Titans				RUSHING					RECEIVING				
Date	Opp	W/L	P/S	Att	Yds	Avg	Lg	TD	No	Yds	Avg	Lg	TD
Sept 8	@ Chi	L	S	16	82	5.1	26t	1	3	12	4.0	8	0
Sept 15	NYJ	L	S	17	62	3.6	15	0	5	40	8.0	22	0
Sept 22	GB	L	S	6	14	2.3	4	0	3	15	5.0	12	0
Sept 30	@ Mia	W	S	22	88	4.0	41	1	2	20	10.0	16	0
Oct 13	Ind	L	S	17	93	5.5	23	1	3	-5	-1.7	1	0
Oct 20	@ Buf	L	S	16	61	3.8	14	0	2	4	2.0	2	0
Oct 27	@ Det	L	S	20	94	4.7	17	0	3	23	7.7	17	0
Nov 3	NE	W	S	28	128	4.6	32	0	3	26	8.7	12	0
Nov 10	@ LAC	L	S	9	44	4.9	15	0	4	19	4.8	15	0
Nov 17	Min	L	S	9	15	1.7	4	0	2	14	7.0	10	0
Nov 24	@ Hou	W	S	24	119	5.0	27	1	3	10	3.3	9	0
Dec 1	@ Was	L											

## TONY POLLARD'S NFL STATISTICS

### REGULAR SEASON

Year	Team	REGULAR SEASON		RUSHING					RECEIVING				
		GP	GS	Att	Yds	Avg	Lg	TD	No	Yds	Avg	Lg	TD
2019	Dallas	15	0	86	455	5.3	44t	2	15	107	7.1	21t	1
2020	Dallas	16	2	101	435	4.3	42t	4	28	193	6.9	30	1
2021	Dallas	15	0	130	719	5.5	58t	2	39	337	8.6	32	0
2022	Dallas	16	4	193	1,007	5.2	57t	9	39	371	9.5	68t	3
2023	Dallas	17	17	252	1,005	4.0	31	6	55	311	5.7	60	0
2024	Tennessee	15	15	238	1,017	4.3	41	5	41	238	5.8	30	0
<b>NFL Totals</b>		<b>94</b>	<b>38</b>	<b>1,000</b>	<b>4,638</b>	<b>4.6</b>	<b>58t</b>	<b>28</b>	<b>217</b>	<b>1,557</b>	<b>7.2</b>	<b>68t</b>	<b>5</b>

### REGULAR SEASON

Year	Team	REGULAR SEASON		PUNT RETURNS				KICKOFF RETURNS				
		No	FC	Yds	Avg	Lg	TD	No	Yds	Avg	Lg	TD
2019	Dallas	0	0	0	-	0	0	14	245	17.5	30	0
2020	Dallas	0	0	0	-	0	0	32	766	23.9	67	0
2021	Dallas	0	0	0	-	0	0	17	489	28.8	100t	1
<b>NFL Totals</b>		<b>0</b>	<b>0</b>	<b>0</b>	<b>-</b>	<b>0</b>	<b>0</b>	<b>63</b>	<b>1,500</b>	<b>23.8</b>	<b>100t</b>	<b>1</b>

### PLAYOFFS

Year	Team	PLAYOFFS		RUSHING					RECEIVING				
		GP	GS	Att	Yds	Avg	Lg	TD	No	Yds	Avg	Lg	TD
2021	Dallas	1	0	4	14	3.5	8	0	2	12	6.0	10	0
2022	Dallas	2	0	21	99	4.7	18	0	5	23	4.6	8	0
2023	Dallas	1	1	15	56	3.7	11	1	7	29	4.1	9	0
<b>NFL Totals</b>		<b>4</b>	<b>1</b>	<b>40</b>	<b>169</b>	<b>4.2</b>	<b>18</b>	<b>1</b>	<b>14</b>	<b>64</b>	<b>4.6</b>	<b>10</b>	<b>0</b>

### PLAYOFFS

Year	Team	PLAYOFFS		PUNT RETURNS				KICKOFF RETURNS				
		No	FC	Yds	Avg	Lg	TD	No	Yds	Avg	Lg	TD
2021	Dallas	0	0	0	-	0	0	2	50	25.0	32	0
<b>NFL Totals</b>		<b>0</b>	<b>0</b>	<b>0</b>	<b>-</b>	<b>0</b>	<b>0</b>	<b>2</b>	<b>50</b>	<b>25.0</b>	<b>32</b>	<b>0</b>

### Single-Game Highs

Rushes - **28 vs. New England (11/3/24)**  
 Rushing Yards - 131 (Twice, last vs. Chicago 10/30/22)  
 Long Rush - 58t at New Orleans (12/2/21)  
 Touchdowns - 3 vs. Chicago (10/30/22)  
 Receptions - 7 (Twice, last vs. Philadelphia 12/10/23)  
 Receiving Yards - 109 at Minnesota (11/20/22)  
 Long Reception - 68t at Minnesota (11/20/22)  
 Touchdowns - 2 at Minnesota (11/20/22)  
 Kickoff Returns - 5 vs. Atlanta (9/20/20)  
 Kickoff Return Yards - 129 vs. Las Vegas (11/25/21)  
 Long Kickoff Return - 100t vs. Las Vegas (11/25/21)  
 Kickoff Return Touchdowns - 1 vs. Las Vegas (11/25/21)

### Playoff Single-Game Highs

Rushes - 15 (Twice, last vs. Green Bay 1/14/24)  
 Rushing Yards - 77 at Tampa Bay (1/16/24)  
 Long Rush - 18 at Tampa Bay (1/16/23)  
 Touchdowns - 1 vs. Green Bay (1/14/24)  
 Receptions - 7 vs. Green Bay (1/14/24)  
 Receiving Yards - 29 vs. Green Bay (1/14/24)  
 Long Reception - 10 vs. San Francisco (1/16/22)  
 Kickoff Returns - 2 vs. San Francisco (1/16/22)  
 Kickoff Return Yards - 50 vs. San Francisco (1/16/22)  
 Long Kickoff Return - 32 vs. San Francisco (1/16/22)

### Additional Statistics

Tackles - 1 (2019); 1 (2020), **1 (2024)**  
 Two-Point Conversions - 1 run (2019), 1 run (2023), **1 run (2024)**  
 Fumble Recoveries - 1 (2021), **1 (2024)**

# 75 DILLON RADUNZ

OFFENSIVE LINEMAN • 6'6" • 301 LBS

COLLEGE: NORTH DAKOTA STATE • ACQUIRED: 2ND ROUND - 2021

NFL EXPERIENCE (NFL/TITANS): 4/4 • HOMETOWN: BECKER, MINN.

GAMES PLAYED/GAMES STARTED: 53/30 (PLAYOFFS: 0/0)



**PRO:** The Titans used their second-round selection in the 2021 NFL Draft on offensive lineman Dillon Radunz (pronounced "RAY-dinz"), who brings athleticism and versatility to the position group. During his first three seasons, the 6-foot-6-inch, 301-pounder appeared in 39 games with 16 starts, including a career-best 11 starts in 2023. His experience through his first three campaigns included multiple starts at four different positions on the offensive line—every position other than center. A native of Becker, Minn., Radunz declared for the NFL Draft after North Dakota State's lone fall game his senior season, choosing to forego the Bisons' spring football schedule.

## CAREER HIGHLIGHTS:

- In 2023, Radunz returned from a season-ending knee injury during the previous season to record career highs with 16 games played and 11 starts. He logged starts at four different offensive line positions: seven starts at right tackle, two starts at left guard, one start at left tackle and one start at right guard.
- In 2022, Radunz set a career high with four starts, including two starts at right guard and two starts at left guard.
- In 2021, Radunz logged his first career NFL start at left tackle on Thursday Night Football against San Francisco (12/23).

## TITANS TIDBITS:

- Radunz has a long history with the jersey number 75. At Becker (Minn.) High School, No. 75 was passed down from the previous player of the year to him. After he won the player of the year award, he passed it on to the next winner. Then he was issued the number at North Dakota State and later passed it on to his younger brother, Nick.
- The community fellowship program Alcoholics Anonymous has a special place in Radunz's life due to his father's struggles with alcoholism. His father, Jeff, passed away at the age of 45 in an alcohol-related incident when Dillon was 12.
- During the COVID-19 pandemic in 2020-21, Radunz took up golfing and went hog hunting for the first time in Oklahoma. He is also trying to learn how to play the guitar.
- He was voted by his teammates as the Ed Block Courage Award winner for the Titans in 2023 after coming back from a knee injury that he suffered in 2022.

## CAREER TRANSACTIONS:

- The Becker, Minn., native was selected by the Titans in the second round (53rd overall) of the 2021 NFL Draft.

## SEASON RECAPS:

### 2024 (14/14):

- At Chicago (9/8), started at right guard and helped open holes for Titans' ball carriers to gain 140 rushing yards on 26 carries with a touchdown.
- Against N.Y. Jets (9/15), started at right guard.
- Against Green Bay (9/22), started at right guard.
- At Miami (9/30), started at right guard and cleared the way for Titans' rushers to gain 142 yards on the ground with a pair of rushing scores.
- Against Indianapolis (10/13), started at right guard and was a member of an offensive front that did not allow a sack on 27 pass attempts.
- At Buffalo (10/20), started at right guard.
- At Detroit (10/27), started at right guard and helped open holes for Titans' rushers to gain 158 yards on the ground.
- Against New England (11/3), was inactive.
- At L.A. Chargers (11/10), started at right guard.

- Against Minnesota (11/17), started at right guard.
- At Houston (11/24), started at right guard and blocked for an offense that amassed 369 total yards, including 132 yards on the ground.
- At Washington (12/1), started at right guard in his 50th career regular season game.
- Against Jacksonville (12/8), started at right guard.
- Against Cincinnati (12/15), started at right guard.
- At Indianapolis (12/22), started at right guard before leaving the game in the third quarter with an injury.
- At Jacksonville (12/29), was inactive.

**2023 (16/11):** Returned from a significant knee injury at the end of the 2022 campaign to play in 16 games with 11 starts and helped open holes for Derrick Henry to finish second in the NFL with 1,167 rushing yards. Made starts at four spots on the offensive front: right tackle (seven), left guard (two), right guard (one) and left tackle (one). Was inactive for the regular season opener.

- Against L.A. Chargers (9/17), returned to the lineup and saw significant action as a reserve at left guard and was a part of an offensive front that blocked for a unit that amassed 341 total yards, including 141 yards on the ground.
- Against Cincinnati (10/1), started at left guard and was a member of an offensive line that protected for a group that accumulated 400 total yards, including 173 yards on the ground.
- At Pittsburgh (11/2), saw significant action as a reserve at right tackle after Nicholas Petit-Frere left the game with an injury early in the second quarter. Also saw a snap at right guard when Daniel Brunskill missed a play because of injury.
- At Tampa Bay (11/12), started at right guard. Moved to left tackle in the second quarter after Andre Dillard left the game with an injury.
- Against Indianapolis (12/3), started at right tackle and helped open holes for Titans' ball carriers to gain 177 yards on the ground, including 102 yards and two rushing scores from Derrick Henry.
- At Miami (12/11), started at right tackle and protected for an offense that amassed a season-best 403 total yards, including a career-high 327 passing yards for Will Levis.
- Against Seattle (12/24), started at right tackle and helped open holes for Titans' rushers to gain 162 yards on the ground.
- Against Jacksonville (1/7), started at right tackle and helped block for Titans' ball carriers to gain 175 yards on the ground, including a season-high 153 rushing yards by Derrick Henry.

**2022 (11/4):** Saw action in 11 games with four starts, two at left guard and two at right guard. Also saw action as a reserve at left tackle. Did not play in three games. Placed on injured reserve on Dec. 21 and missed the final three contests.

- At Washington (10/9), made his first start of the season at right guard and helped create running lanes for Derrick Henry to post 102 yards on the ground with two rushing scores.
- Against Indianapolis (10/23), started at right guard and blocked for Derrick Henry to collect 128 yards on the ground.
- At Green Bay (11/17), made his first career start at left guard and blocked for an offense that amassed 408 total yards with four touchdowns.

**2021 (12/1, 0/0):** Played in 12 games with one start at left tackle during his rookie campaign. Was inactive for five regular season games and the postseason contest. Made his NFL debut at Seattle (9/19/21). Made his first career NFL start against San Francisco (12/23/21).

- At Seattle (9/19), saw action in his first NFL contest on special teams.



- Against Kansas City (10/24), saw significant action at left guard after Rodger Saffold III left the game with an injury. Played limited snaps at right guard after Nate Davis left the game briefly with an injury. Helped block for an offense that registered 369 total yards while only allowing one sack on 28 pass attempts.
- At L.A. Rams (11/7), saw action on special teams and as an extra tight end in jumbo sets.
- Against San Francisco (12/23), made his first career NFL start at left tackle. Helped the Titans convert a season-high nine third downs on 16 attempts in the game, while scoring on four of its five possessions in the second half.

**COLLEGE:**

- Played parts of four seasons at North Dakota State and saw action in 33 career games with 32 starts. Was a member of four Missouri Valley Football Conference championship teams and three NCAA Division I football national championships. Selected as a two-time FCS All-American and 2019 consensus first-team pick.
- As a senior (2020), made his 32nd consecutive and final start at left tackle for the Bison in the Oct. 3 season opener. Participated in the 2021 Reese's Senior Bowl.
- As a junior (2019), was a consensus first team All-American by the Associated Press, AFCA, STATS, HERO Sports, FCS Athletic Directors Association, Walter Camp Football Foundation, Phil Steele and Athlon Sports. Named All-Missouri Valley Football Conference first team after starting all 16 games at left tackle. NDSU rushed for a school-record 4,601 yards and ranked fourth in the FCS with 287.6 rushing yards per game.
- As a sophomore (2018), named All-Missouri Valley Football Conference second team after starting all 15 games at left tackle. Selected HERO Sports FCS sophomore All-American.
- As a redshirt freshman (2017), suffered a season-ending injury in the season opener.
- As a true freshman (2016), redshirted.
- Graduated in December 2020 with a bachelor's degree in industrial engineering and management from North Dakota State.

**PERSONAL:**

- Married to Abbi.
- Attended Becker (Minn.) High School and was a two-year starting left tackle for the back-to-back Minnesota Class 4A state champions in 2014 and 2015. His team went 25-1 over the two title-winning seasons.
- As a senior (2015), was a Top 10 finalist for Mr. Football in Minnesota while helping pave the way for a team that rushed for 3,091 yards and passed for 2,251 yards with 77 touchdowns.
- In 2015, was a team captain and district MVP who earned all-state recognition from the Associated Press, KARE-11 TV and Minnesota Vikings along with all-conference and all-metro honors.
- As a defensive lineman, finished his high school career with 99 solo tackles and 64 assisted tackles, including 14 quarterback sacks.
- Was named all-conference in basketball, where he was a three-year starter.
- Also competed in track and field and was a sixth-place finisher in the shot put at the 2015 Class 2A state meet.
- Has an older sister, Danielle, and a younger brother, Nick, who is an offensive lineman who joined the North Dakota State football program in spring 2020.
- Last name is pronounced RAY-dinz.
- Follow Radunz on X at @DillonRadunz.
- Follow Radunz on Instagram at @dillon.radunz.
- Born Dillon Jeffrey Radunz on March 28, 1998 in St. Cloud, Minn.

**DILLON RADUNZ'S NFL STATISTICS**

**REGULAR SEASON**

Year	Team	GP	GS
2021	Tennessee	12	1
2022	Tennessee	11	4
2023	Tennessee	16	11
2024	Tennessee	14	14
<b>NFL Totals</b>		<b>53</b>	<b>30</b>

**PLAYOFFS**

Year	Team	GP	GS
2021	Tennessee	0	0
<b>NFL Totals</b>		<b>0</b>	<b>0</b>

**Starts Breakdown:**

2021 - LT 1; 2022 - RG - 2, LG - 2; 2023 - LG 2, RG 1, LT 1, RT 7; 2024 - RG 14

**Additional Career Statistics**

Misc. Tackles - 1 (2021), 1 (2023), 1 (2024)

# 41 OTIS REESE IV

LINEBACKER • 6'3" • 214 LBS

COLLEGE: MISSISSIPPI • ACQUIRED: FREE AGENT - 2023

NFL EXPERIENCE (NFL/TITANS): 2/2 • HOMETOWN: LEESBURG, GA.

GAMES PLAYED/GAMES STARTED: 20/5 (PLAYOFFS: 0/0)



**PRO:** The Titans signed Otis Reese IV as a rookie free agent after the 2023 NFL Draft. The 6-foot-3-inch, 214-pounder made the 53-man roster out of training camp and brings a versatile skill set as a defender and also adds value on special teams. As a rookie, he appeared in seven games with three starts at linebacker and registered 16 tackles while also contributing five special teams stops. The Leesburg, Ga., native played in 25 games with one start over two seasons at Georgia before transferring to Mississippi where he recorded 198 tackles, 10 stops for loss, 4.5 sacks, two interceptions, eight passes defended, a forced fumble and a fumble recovery in 29 games over three seasons.

#### TITANS TIDBITS:

- Played safety during his college career, but made the transition to linebacker once he arrived with the Titans.
- When asked what he would be if not an NFL player, Reese said he never considered a plan B. "If I didn't make it, I was going to keep trying until I did."

#### CAREER TRANSACTIONS:

- The Leesburg, Ga., native was signed by the Titans as an undrafted free agent on May 12, 2023.
- Waived by the Titans on Sept. 22, 2023 and signed to the team's practice squad four days later.
- Signed by the Titans to their active roster from the practice squad on Dec. 6, 2023.

#### SEASON RECAPS:

**2024 (13/2):** Tied for third on the team with seven special teams tackles. Has tied for the team lead in passes defended once in 2024 (vs. JAX). Has led the team in special teams tackles twice in 2024 (at HST, vs. JAX).

- At Chicago (9/8), was inactive.
- Against N.Y. Jets (9/15), made his season debut as a reserve on special teams.
- Against Green Bay (9/22), played as a reserve on special teams.
- At Miami (9/30), saw action as a reserve on special teams.
- Against Indianapolis (10/13), registered a special teams tackle on coverage units.
- At Buffalo (10/20), played as a reserve on special teams.
- At Detroit (10/27), saw action as a reserve on special teams.
- Against New England (11/3), played as a reserve on special teams.
- At L.A. Chargers (11/10), saw action as a reserve on special teams.
- Against Minnesota (11/17), played as a reserve on special teams.
- At Houston (11/24), led the team with two special teams tackles on coverage units.
- At Washington (12/1), recorded two special teams tackles on coverage units.
- Against Jacksonville (12/8), made his first start of the season at linebacker and notched five tackles, including a stop for loss, his first career interception and two quarterback pressures. Led the team with two special teams stops. Teamed with Harold Landry III to stuff Tank Bigsby for a one-yard loss on a rush off left end in the first stanza. Stayed disciplined and tackled Devin Duvernay for a seven-yard loss on a reverse early in the second stanza. Intercepted a Mac Jones pass that was intended for Tank Bigsby late in the second quarter. Combined with Sebastian Joseph-Day to stonewall Bigsby for no gain on a rush off right guard late in the final quarter.
- Against Cincinnati (12/15), was inactive.
- At Indianapolis (12/22), started at linebacker and collected four tackles

before leaving the game in the second quarter with an injury.

- At Jacksonville (12/29), was inactive.

**2023 (7/3):** Played in seven games with three starts at linebacker as a rookie and registered 16 tackles. Tied for fourth on the team with five special teams tackles. Spent 10 games on the team's practice squad. Tied for the team lead in special teams tackles three times in 2023 (vs. SEA, at HOU, vs. JAX). Made his NFL debut at New Orleans (9/10/23). Posted his first career NFL start against Seattle (12/24/23).

- At New Orleans (9/10), played as a reserve on special teams and notched a special teams stop in his first career NFL contest.
- Against Seattle (12/24), made his first career NFL start at linebacker and produced three tackles. Registered a special teams tackle on coverage units.
- At Houston (12/31), started at linebacker and recorded nine tackles. Posted a special teams stop on coverage units.
- Against Jacksonville (1/7), started at linebacker and collected four tackles. Tied for the team lead with two special teams tackles on coverage units. Stuffed Travis Etienne for no gain on a short pass in the final stanza.

#### COLLEGE:

- Played in 29 games with 27 starts over three seasons at Mississippi and recorded 198 tackles, 10 tackles for loss, 4.5 sacks, two interceptions, eight passes defended, a forced fumble and a fumble recovery. Transferred to Mississippi from Georgia following the 2019 season. Saw action in 25 games with one start over two seasons at Georgia and recorded 16 tackles.
- As a graduate (2022), started all 11 games and finished second on the team with 84 total tackles, with eight coming for a loss. Added three sacks, one interception, one fumble recovery and four passes defended.
- As a senior (2021), started in all 13 games in the secondary. Recorded 90 tackles, two tackles for loss, 1.5 sacks and one forced fumble. Helped Ole Miss defense hold eight opponents to 21 points or less.
- As a junior (2020), was ineligible to play due to transfer rules until the final three games of the season. Started at the star position in all three games he was eligible and finished with 24 tackles, an interception and two passes defended. Transferred to Mississippi from Georgia following the 2019 season.
- As a sophomore (2019), appeared in 14 games for the Bulldogs and recorded three tackles.
- As a freshman (2018), played in 11 games with one start and recorded 13 tackles at Georgia.
- Graduated with a degree in multi-disciplinary studies from Mississippi in May 2023.

#### PERSONAL:

- Was a consensus 4-star prospect coming out of Lee County (Ga.) High School and was ranked as the No. 5 outside linebacker nationally, No. 87 overall prospect nationally and the No. 12 prospect in Georgia by 247Sports.
- Helped lead Lee County to a 14-1 season and the GHSA Class 6A Title as a senior in 2017. Named to the USA Today 2017 All-USA Georgia first team defense.
- Honored as the 2017 Class 6A Defensive Player of the Year by both the Atlanta Journal-Constitution and the Georgia Sports Writers Association, in addition to being named a member of the 2017 All-State Class 6A first team defense by both the AJC and GSWA.

- Played a wide range of defensive positions in high school.
- Named an all-state first team defensive back by both the AP and AJC in 2016. Recorded 65 tackles, 10 stops for loss, as well as five sacks and three interceptions as a junior.
- Son of Otis Reese and Tonya Jamison.
- Follow Reese on Instagram at @otreese.
- Born Otis Sylvester Reese IV on July 2, 1998 in Leesburg, Ga.

## OTIS REESE IV'S GAME-BY-GAME

### 2023 Tennessee Titans

Date	Opp	W/L	P/S	Tot	Solo	Asst	Sk	- Yds	QBP	TFL	Int	- Yds	-TD	PD	FF	FR	- Yds	SpT	
Sept 10	@ NO	L	p	0	0	0	0.0	0.0	0	0	0	0	0	0	0	0	0	0	1
Sept 17	LAC	W	p	0	0	0	0.0	0.0	0	0	0	0	0	0	0	0	0	0	0
Sept 24	@ Cle	L	PS																
Oct 1	Cin	W	PS																
Oct 8	@ Ind	L	PS																
Oct 15	Bal	L	PS																
Oct 29	Atl	W	PS																
Nov 2	@ Pit	L	PS																
Nov 12	@ TB	L	PS																
Nov 19	@ Jax	L	PS																
Nov 26	Car	W	PS																
Dec 3	Ind	L	PS																
Dec 11	@ Mia	W	p	0	0	0	0.0	0.0	0	0	0	0	0	0	0	0	0	0	0
Dec 17	Hou	L	p	0	0	0	0.0	0.0	0	0	0	0	0	0	0	0	0	0	0
Dec 24	Sea	L	S	3	2	1	0.0	0.0	0	0	0	0	0	0	0	0	0	0	1
Dec 31	@ Hou	L	S	9	3	6	0.0	0.0	0	0	0	0	0	0	0	0	0	0	1
Jan 7	Jax	W	S	4	3	1	0.0	0.0	0	0	0	0	0	0	0	0	0	0	2
<b>Totals</b>			<b>6-11</b>	<b>7/3</b>	<b>16</b>	<b>8</b>	<b>8</b>	<b>0.0</b>	<b>0.0</b>	<b>0</b>	<b>0</b>	<b>0</b>	<b>0</b>	<b>0</b>	<b>0</b>	<b>0</b>	<b>0</b>	<b>0</b>	<b>5</b>

### 2024 Tennessee Titans

Date	Opp	W/L	P/S	Tot	Solo	Asst	Sk	- Yds	QBP	TFL	Int	- Yds	-TD	PD	FF	FR	- Yds	SpT	
Sept 8	@ Chi	L	IA																
Sept 15	NYJ	L	p	0	0	0	0.0	0.0	0	0	0	0	0	0	0	0	0	0	0
Sept 22	GB	L	p	0	0	0	0.0	0.0	0	0	0	0	0	0	0	0	0	0	0
Sept 30	@ Mia	W	p	0	0	0	0.0	0.0	0	0	0	0	0	0	0	0	0	0	0
Oct 13	Ind	L	p	0	0	0	0.0	0.0	0	0	0	0	0	0	0	0	0	0	1
Oct 20	@ Buf	L	p	0	0	0	0.0	0.0	0	0	0	0	0	0	0	0	0	0	0
Oct 27	@ Det	L	p	0	0	0	0.0	0.0	0	0	0	0	0	0	0	0	0	0	0
Nov 3	NE	W	p	0	0	0	0.0	0.0	0	0	0	0	0	0	0	0	0	0	0
Nov 10	@ LAC	L	p	0	0	0	0.0	0.0	0	0	0	0	0	0	0	0	0	0	0
Nov 17	Min	L	p	0	0	0	0.0	0.0	0	0	0	0	0	0	0	0	0	0	0
Nov 24	@ Hou	W	p	0	0	0	0.0	0.0	0	0	0	0	0	0	0	0	0	0	2
Dec 1	@ Was	L	p	0	0	0	0.0	0.0	0	0	0	0	0	0	0	0	0	0	2
Dec 8	Jax	L	S	5	3	2	0.0	0.0	2	1	1	2	0	1	0	0	0	0	2
Dec 15	Cin	L	IA																
Dec 22	@ Ind	L	S	4	1	3	0.0	0.0	0	0	0	0	0	0	0	0	0	0	0
Dec 29	@ Jax	L	IA																
Jan 4/5	Hou																		
<b>Totals</b>			<b>3-13</b>	<b>13/2</b>	<b>9</b>	<b>4</b>	<b>5</b>	<b>0.0</b>	<b>0.0</b>	<b>2</b>	<b>1</b>	<b>1</b>	<b>2</b>	<b>0</b>	<b>1</b>	<b>0</b>	<b>0</b>	<b>0</b>	<b>7</b>

## OTIS REESE IV'S NFL STATISTICS

REGULAR SEASON		TACKLES										INTERCEPTIONS					FUMBLES			
Year	Team	GP	GS	Tot	Solo	Asst	Sk	Yds	QBP	TFL	No	Yds	Lg	TD	PD	FF	FR	Yds	SpT	
2023	Tennessee	7	3	16	8	8	0.0	0.0	0	0	0	0	0	0	0	0	0	0	5	
2024	Tennessee	13	2	9	4	5	0.0	0.0	2	1	1	2	2	0	1	0	0	0	7	
<b>NFL Totals</b>		<b>20</b>	<b>5</b>	<b>25</b>	<b>12</b>	<b>13</b>	<b>0.0</b>	<b>0.0</b>	<b>2</b>	<b>1</b>	<b>1</b>	<b>2</b>	<b>2</b>	<b>0</b>	<b>1</b>	<b>0</b>	<b>0</b>	<b>0</b>	<b>12</b>	

### Single-Game Highs

Tackles - 9 at Houston (12/31/23)

Interceptions - 1 vs. Jacksonville (12/8/24)

Quarterback Pressures - 2 vs. Jacksonville (12/8/24)

Passes Defensed - 1 vs. Jacksonville (12/8/24)

Special Teams Tackles - 2 (Four times, last vs. Jacksonville 12/8/24)





# CALVIN RIDLEY

WIDE RECEIVER • 6'1" • 190 LBS

COLLEGE: ALABAMA • ACQUIRED: UNRESTRICTED FREE AGENT (JAX) - 2024

NFL EXPERIENCE (NFL/TITANS): 6/1 • HOMETOWN: FORT LAUDERDALE, FLA.

GAMES PLAYED/GAMES STARTED: 82/65 (PLAYOFFS: 0/0)



**PRO:** The Titans signed Calvin Ridley as an unrestricted free agent early in the 2024 offseason. The 6-foot-1-inch, 190-pounder brings a veteran presence to the receiving corps and is considered by many as one of the best route runners in the NFL. The University of Alabama product has a knack for finding the end zone, having scored at least seven receiving touchdowns in four of the five seasons he has played. Ridley entered the league as the 26th overall pick in the 2018 NFL Draft and spent his first four seasons with the Atlanta Falcons before being traded to the Jacksonville Jaguars in 2023.

### CAREER HIGHLIGHTS:

- In 2023, Ridley started all 17 games for the first time in his career and led the Jaguars with 1,016 receiving yards on 76 catches with a team-best eight receiving scores.
- In 2020, Ridley had his most productive campaign with career-highs in receptions (90) and receiving yards (1,374) to go along with nine touchdowns.
- In 2018, Ridley was named to the Professional Football Writers of America All-Rookie team after snaring 64 passes for 821 yards with a career-best 10 receiving touchdowns.

### TITANS TIDBITS:

- Ridley and his younger brothers spent parts of their childhood growing up in foster homes in Fort Lauderdale, Fla. He says that's when football saved his life. The Ridley brothers were moved to SOS Children's Village in Coconut Creek, Fla — a small complex with 10 houses and around 150 apartments. He used to wake up in the morning and bang on all the doors, rounding up everybody to play football. At that time, he realized if he had football, he'd be alright.
- When he was younger, Ridley played Pop Warner football in the same league as Baltimore Ravens quarterback Lamar Jackson, Kansas City Chiefs wide receiver Marquise Brown and Ravens cornerback Trayvon Mullen, in the Pompano Beach area of Florida just four miles from the high school he would attend.
- Ridley's younger brother, Riley, played college football at Georgia and was drafted by the Chicago Bears in the fourth round of the 2019 NFL Draft.

### CAREER TRANSACTIONS:

- The Fort Lauderdale, Fla., native was selected by the Atlanta Falcons in the first round (26th overall) of the 2018 NFL Draft.
- Suspended by the NFL for gambling on March 7, 2022.
- Traded by the Falcons to the Jacksonville Jaguars on Nov. 1, 2022.
- Signed by the Titans as an unrestricted free agent on March 15, 2024.

### SEASON RECAPS:

**2024 (16/13 - Tennessee):** Leads the squad with 61 receptions and 941 receiving yards. Ranks second on the team with four receiving scores. Has 16 career 100-yard receiving games, including one in 2024 (at DET). Has led the team in receiving yards eight times in 2024 (at CHI, vs. NYJ, at DET, vs. NE, at LAC, at HST, vs. JAX, at JAX). Has led or tied for the team lead in receptions six times in 2024 (at DET, vs. NE, at LAC, vs. MIN, vs. JAX, at JAX).

- At Chicago (9/8), made his Titans debut as a starter at wide receiver and led the team with 50 receiving yards on three catches. Extended the Titans' second touchdown drive with a 22-yard grab on third-and-15 in the second quarter.
- Against N.Y. Jets (9/15), started at wide receiver and led the team with 77 receiving yards on four catches with a touchdown. Rushed once for 10 yards with his first career rushing score. Became the first Titans wide

receiver with a rushing touchdown and a receiving touchdown in the same game since Nate Washington accomplished the feat against Indianapolis on Oct. 30, 2011. Kept the Titans' opening touchdown drive alive with a 15-yard grab on third-and-five in the opening quarter. Gave the Titans a 7-0 lead with a 10-yard touchdown scamper on a jet sweep in the opening stanza. Evened the score at 17-17 with a diving 40-yard touchdown catch down the right sideline in the third quarter.

- Against Green Bay (9/22), saw significant action as a reserve at wide receiver and caught one pass for nine yards.
- At Miami (9/30), started at wide receiver and snared one pass for five yards. Rushed once for 10 yards.
- Against Indianapolis (10/13), started at wide receiver and rushed once for nine yards.
- At Buffalo (10/20), started at wide receiver and caught three passes for 42 yards.
- At Detroit (10/27), started at wide receiver and led the team with a career-high-tying 10 catches for 143 yards. Carried the ball once for three yards. Set up the Titans' opening touchdown with a 26-yard grab down to the Lions' 11-yard line in the first quarter. Snared four passes for 79 yards, including a 47-yard bomb during the Titans' second touchdown drive. Became the only Titans/Oilers player with six or more receptions in the first quarter of a game since at least 1978.
- Against New England (11/3), tied for the team lead with five receptions for a team-best 73 yards. Converted a third-and-five with a leaping 14-yard grab during the Titans' game-winning scoring drive in overtime.
- At L.A. Chargers (11/10), led the team with five catches, 84 receiving yards and two receiving scores. Logged his seventh career game with two or more touchdown receptions and his first such game as a member of the Titans. Gave the Titans a 7-3 lead with a 42-yard touchdown grab in the opening quarter. Hauled in a 15-yard touchdown pass late in the fourth quarter.
- Against Minnesota (11/17), led the team with four catches for 58 yards. Extended the Titans' opening scoring drive with a 21-yard grab in traffic on third-and-nine in the opening quarter. Tallied his fifth consecutive game with a catch of at least 20 yards, matching his career-best streak (2018 and 2023).
- At Houston (11/24), led the team with 93 receiving yards on five grabs. Kept the Titans' second touchdown drive alive with a 63-yard reception on third-and-11 in the second quarter.
- At Washington (12/1), hauled in two receptions for 45 yards. Extended the Titans' first touchdown drive with a 30-yard catch on third-and-21 in the second quarter.
- Against Jacksonville (12/8), led the team with seven catches and 59 receiving yards.
- Against Cincinnati (12/15), grabbed three receptions for 41 yards and rushed once for 19 yards. Hauled in a 21-yard pass during the Titans' third touchdown drive in the fourth quarter.
- At Indianapolis (12/22), collected three receptions for 78 yards with a touchdown. Gave the Titans an early 7-0 lead with a 38-yard touchdown grab on third-and-six in the first stanza.
- At Jacksonville (12/29), tied for the team lead with five catches for a team-best 84 yards. Carried the ball once for seven yards. Extended the Titans' first scoring drive with a nine-yard catch on fourth-and-three in the second quarter. Kept the Titans' touchdown drive alive with a 19-yard grab on third-and-eight in the third quarter. Helped set up the Titans' field goal with a 20-yard reception in the final stanza.

**2023 (17/17 - Jacksonville):** Started all 17 games at wide receiver in his only season with the Jaguars and produced 76 receptions for a team-high

1,016 yards with a team-best eight receiving scores.

- At Indianapolis (9/10), made his Jaguars debut and hauled in a season-best eight catches for 101 yards, including a nine-yard scoring grab from Trevor Lawrence in the opening quarter.
- At Buffalo (10/8), posted seven receptions for 122 receiving yards.
- Against Tennessee (11/19), registered seven catches for 103 yards, including scoring grabs of three and 20 yards.
- At Houston (11/26), notched five receptions for 89 yards with a one-yard touchdown grab.
- At Tampa Bay (12/24), posted six catches for 90 yards with a pair of scoring strikes from 18 and one yard in the second half.
- At Tennessee (1/7), snared six passes for 106 yards with a 59-yard touchdown grab in the second stanza.

**2022 (0/0 - Atlanta; 0/0 - Jacksonville):** Suspended by the NFL for the entire season for gambling. Traded by the Falcons on Nov. 1 to the Jaguars for 2023 and 2024 draft picks.

**2021 (5/5 - Atlanta):** Started five games at wide receiver and caught 31 passes for 281 yards with two receiving scores. Was inactive for two games. Spent the final 10 games on the team's non-football injury list.

- At Tampa Bay (9/19), notched seven receptions for 63 yards with a three-yard touchdown pass from Matt Ryan.
- At N.Y. Giants (9/26), hauled in a season-best eight catches for 61 yards.
- At Miami (10/24), snared four passes for 26 yards with a five-yard touchdown catch from Matt Ryan.

**2020 (15/15 - Atlanta):** Started 15 games at wide receiver and tallied single-season career-highs with 90 receptions and 1,374 receiving yards to go along with nine touchdown catches. Eclipsed 100 receiving yards in eight games in 2020, the most in the NFL and the third-most in a single season in franchise history. Was inactive for one contest.

- Against Seattle (9/13), posted nine catches for 130 yards with two touchdown receptions.
- At Dallas (9/20), registered seven receptions for 109 yards with two receiving scores.
- Against Chicago (9/27), recorded his third consecutive 100-yard receiving performance with 110 yards on five catches.
- Against Carolina (10/11), hauled in eight passes for 136 yards.
- Against New Orleans (12/6), notched five catches for 108 receiving yards.
- At L.A. Chargers (12/13), tallied eight receptions for 124 yards with a 39-yard scoring catch.
- Against Tampa Bay (12/20), set single-game career highs with 10 receptions and 163 receiving yards, including a 12-yard touchdown reception from Matt Ryan.
- At Kansas City (12/27), collected five receptions for 130 yards.

**2019 (13/10 - Atlanta):** Saw action in 13 games with 10 starts and totaled 63 receptions for a then career-high 866 yards and seven touchdowns. Placed on injured reserve on Dec. 10 and missed the final three regular season games.

- At Minnesota (9/8), hauled in four catches for 64 yards, including a 20-yard touchdown pass from Matt Ryan in the fourth quarter.
- Against Philadelphia (9/15), collected eight receptions for 105 yards with a 34-yard touchdown grab.
- At Houston (10/6), snared five catches for 88 yards with a 29-yard scoring grab.
- At Carolina (11/17), posted eight receptions for a season-best 143 receiving yards with a touchdown.
- Against New Orleans (11/28), recorded eight catches for 91 yards.

**2018 (16/5 - Atlanta):** Played in all 16 games with five starts at wide receiver and led all rookie receivers in the NFL with 821 receiving yards and a team-high 10 receiving touchdowns. Posted 64 receptions. Named to the All-Rookie team by the Professional Football Writers of America. Set an NFL rookie record with six receiving scores in a team's first four games.

- Against Carolina (9/16), hauled in four catches for 64 yards, including his first career NFL touchdown on an 11-yard pass from Matt Ryan in the second quarter.
- Against New Orleans (9/23), became the first Falcons rookie to record three receiving touchdowns in a game and the seventh player to do so in franchise history. Notched seven catches for 146 yards, including a career-long 75-yard score.
- Against Cincinnati (9/30), posted four receptions for 54 yards with two touchdowns.

- At Washington (11/4), tallied six receptions for 71 yards, including a 41-yard touchdown grab.
- At New Orleans (11/22), notched eight catches for 93 yards with a score.
- At Carolina (12/23), registered three receptions for 90 yards including a touchdown. Tied a career-long with a 75-yard scoring grab from Matt Ryan in the third quarter.

#### COLLEGE:

- Played in 44 games over three seasons (2015-17) at Alabama and finished his career second in Crimson Tide history with 224 receptions and 19 receiving touchdowns. He also ranked third with 2,781 receiving yards, while totaling eight career 100-yard receiving games to tie for third in the Alabama record books.
- As a junior (2017), named first team All-SEC by the coaches after leading the Tide with 63 catches for 967 yards and five touchdown receptions. His 967 yards were good for third in the SEC while his 63 receptions ranked sixth in the conference. Collected a team-high 15 explosive receptions of 20-plus yards and led all wideouts with 41 catches that went for a first down or a touchdown.
- As a sophomore (2016), posted 72 catches for 769 yards with seven touchdowns. Notched five or more catches in 20 of his 30 career games played and 39 of his receptions went for a first down or a touchdown. Also rushed five times for 21 yards and a touchdown.
- As a true freshman (2015), selected to the SEC All-Freshman team and the All-SEC second team by the Associated Press after setting the Alabama single-season freshman receiving record with 1,045 yards, eclipsing the previous mark of 1,000 held by Amari Cooper (2012). Reeled in a team-leading 89 catches with 17 of his grabs going for 15-plus yards, including five of his seven scores. Had a team-leading 44 receptions for a first down or score and recorded five or more catches in nine of his 11 starts and 11 games overall.

#### PERSONAL:

- Attended Monarch (Coconut Creek, Fla.) where he was ranked as the nation's top-ranked wide receiver by ESPN, 247Sports and Rivals.
- Participated in the 2014 Under Armour All-America Game and invited to Nike's "The Opening" where he captured MVP honors.
- As a senior (2014), was only able to play three games due to Florida age restriction rules, which doesn't allow anyone over the age of 19 and nine months to be eligible. Hauled in 18 passes for 420 yards and four touchdowns.
- As a junior (2013), named a second-team All-State selection after catching 41 passes for 1,131 yards and 12 touchdowns.
- Follow Ridley on X at @CalvinRidley1 and on Instagram at @justdoit\_cb3.
- Born Calvin Orin Ridley on Dec. 20, 1994 in Fort Lauderdale, Fla.

# CALVIN RIDLEY'S GAME-BY-GAME

2018 Atlanta Falcons				RECEIVING					
Date	Opp.	W/L	P/S	No	Yds	Avg	Lg	TD	
Sept 6	@ Phi	L	p	0	0	-	-	0	
Sept 16	Car	W	p	4	64	16.0	22	1	
Sept 23	NO	L	p	7	146	20.9	75t	3	
Sept 30	Cin	L	p	4	54	13.5	30t	2	
Oct 7	@ Pit	L	p	4	38	9.5	21	0	
Oct 14	TB	W	p	3	47	15.7	22	0	
Oct 22	NYG	W	p	5	43	8.6	19	0	
Nov 4	@ Was	W	p	6	71	11.8	40t	1	
Nov 11	@ Cle	L	S	3	37	12.3	31	0	
Nov 18	Dal	L	p	3	32	10.7	14	0	
Nov 22	@ NO	L	p	8	93	11.6	50	1	
Dec 2	Bal	L	S	3	22	7.3	10	0	
Dec 9	@ GB	L	S	1	10	10.0	10	0	
Dec 16	Ari	W	S	5	42	8.4	14	0	
Dec 23	@ Car	W	p	3	90	30.0	75t	1	
Dec 30	@ TB	W	S	5	32	6.4	12	1	
<b>Totals</b>		<b>7-9</b>	<b>16/5</b>	<b>64</b>	<b>821</b>	<b>12.8</b>	<b>75t</b>	<b>10</b>	

2019 Atlanta Falcons				RECEIVING					
Date	Opp.	W/L	P/S	No	Yds	Avg	Lg	TD	
Sept 8	@ Min	L	S	4	64	16.0	20t	1	
Sept 15	Phi	W	S	8	105	13.1	34t	1	
Sept 22	@ Ind	L	p	1	6	6.0	6	0	
Sept 29	Ten	L	S	3	32	10.7	21	0	
Oct 6	@ Hou	L	S	5	88	17.6	29t	1	
Oct 13	@ Ari	L	S	4	48	12.0	23	1	
Oct 20	LAR	L	p	4	30	7.5	14	0	
Oct 27	Sea	L	p	4	70	17.5	30	0	
Nov 10	@ NO	W	S	3	28	9.3	15	0	
Nov 17	@ Car	W	S	8	143	17.9	36	1	
Nov 24	TB	L	S	6	85	14.2	21t	1	
Nov 28	NO	L	S	8	91	11.4	18	0	
Dec 8	Car	W	S	5	76	15.2	18	1	
Dec 15	@ SF	W	IR						
Dec 22	Jax	W	IR						
Dec 29	@ TB	W	IR						
<b>Totals</b>		<b>7-9</b>	<b>13/10</b>	<b>63</b>	<b>866</b>	<b>13.7</b>	<b>36</b>	<b>7</b>	

2020 Atlanta Falcons				RECEIVING					
Date	Opp.	W/L	P/S	No	Yds	Avg	Lg	TD	
Sept 13	Sea	L	S	9	130	14.4	22	2	
Sept 20	@ Dal	L	S	7	109	15.6	25	2	
Sept 27	Chi	L	S	5	110	22.0	63	0	
Oct 5	@ GB	L	S	0	0	-	0	0	
Oct 11	Car	L	S	8	136	17.0	26	0	
Oct 18	@ Min	W	S	6	61	10.2	18	1	
Oct 25	Det	L	S	5	69	13.8	27	1	
Oct 29	@ Car	W	S	3	42	14.0	19	0	
Nov 8	Den	W	IA						
Nov 22	@ NO	L	S	5	90	18.0	46	0	
Nov 29	LV	W	S	6	50	8.3	16	1	
Dec 6	NO	L	S	5	108	21.6	31	0	
Dec 13	@ LAC	L	S	8	124	15.5	39t	1	
Dec 20	TB	L	S	10	163	16.3	33	1	
Dec 27	@ KC	L	S	5	130	26.0	54	0	
Jan 3	@ TB	L	S	8	52	6.5	18	0	
<b>Totals</b>		<b>3-12</b>	<b>15/15</b>	<b>90</b>	<b>1374</b>	<b>15.3</b>	<b>63</b>	<b>9</b>	

2021 Atlanta Falcons				RECEIVING					
Date	Opp.	W/L	P/S	No	Yds	Avg	Lg	TD	
Sept 12	Phi	L	S	5	51	10.2	16	0	
Sept 19	@ TB	L	S	7	63	9.0	22	1	
Sept 26	@ NYG	W	S	8	61	7.6	20	0	
Oct 3	Was	L	S	7	80	11.4	21	0	
Oct 10	NYJ	W	IA						
Oct 24	@ Mia	W	S	4	26	6.5	11	1	
Oct 31	Car	L	IA						
Nov 7	@ NO	W	NFI						
Nov 14	@ Dal	L	NFI						
Nov 18	NE	L	NFI						
Nov 28	@ Jax	W	NFI						
Dec 5	TB	L	NFI						
Dec 12	@ Car	W	NFI						
Dec 19	@ SF	L	NFI						
Dec 26	Det	W	NFI						
Jan 2	@ Buf	L	NFI						
Jan 9	NO	L	NFI						
<b>Totals</b>		<b>7-10</b>	<b>5/5</b>	<b>31</b>	<b>281</b>	<b>9.1</b>	<b>22</b>	<b>2</b>	

2023 Jacksonville Jaguars				RECEIVING					
Date	Opp.	W/L	P/S	No	Yds	Avg	Lg	TD	
Sept 10	@ Ind	W	S	8	101	12.6	29	1	
Sept 17	KC	L	S	2	32	16.0	26	0	
Sept 24	Hou	L	S	3	40	13.3	21	0	
Oct 1	Atl	W	S	2	38	19.0	30t	1	
Oct 8	@ Buf	W	S	7	122	17.4	32	0	
Oct 15	Ind	W	S	4	30	7.5	10	0	
Oct 19	@ NO	W	S	1	5	5.0	5	0	
Oct 29	@ Pit	W	S	6	83	13.8	27	0	
Nov 12	SF	L	S	2	20	10.0	11	0	
Nov 19	Ten	W	S	7	103	14.7	34	2	
Nov 26	@ Hou	W	S	5	89	17.8	45	1	
Dec 4	Cin	L	S	4	26	6.5	21	0	
Dec 10	@ Cle	L	S	4	53	13.3	16	0	
Dec 17	Bal	L	S	5	39	7.8	13	0	
Dec 24	@ TB	L	S	6	90	15.0	25	2	
Dec 31	Car	W	S	4	39	9.8	14	0	
Jan 7	@ Ten	L	S	6	106	17.7	59t	1	
<b>Totals</b>		<b>9-8</b>	<b>17/17</b>	<b>76</b>	<b>1016</b>	<b>13.4</b>	<b>59t</b>	<b>8</b>	

2024 Tennessee Titans				RECEIVING					
Date	Opp.	W/L	P/S	No	Yds	Avg	Lg	TD	
Sept 8	@ Chi	L	S	3	50	16.7	22	0	
Sept 15	NYJ	L	S	4	77	19.3	40t	1	
Sept 22	GB	L	p	1	9	9.0	9	0	
Sept 30	@ Mia	W	S	1	5	5.0	5	0	
Oct 13	Ind	L	S	0	0	-	0	0	
Oct 20	@ Buf	L	S	3	42	14.0	33	0	
Oct 27	@ Det	L	S	10	143	14.3	47	0	
Nov 3	NE	W	S	5	73	14.6	25	0	
Nov 10	@ LAC	L	S	5	84	16.8	41t	2	
Nov 17	Min	L	S	4	58	14.5	21	0	
Nov 24	@ Hou	W	S	5	93	18.6	63	0	
Dec 1	@ Was	L	S	2	45	22.5	30	0	
Dec 8	Jax	L	p	7	59	8.4	30	0	
Dec 15	Cin	L	p	3	41	13.7	21	0	
Dec 22	@ Ind	L	S	3	78	26.0	38t	1	
Dec 29	@ Jax	L	S	5	84	16.8	24	0	
Jan 4/5	Hou								
<b>Totals</b>		<b>3-13</b>	<b>16/13</b>	<b>61</b>	<b>941</b>	<b>15.4</b>	<b>63</b>	<b>4</b>	



## CALVIN RIDLEY'S NFL STATISTICS

REGULAR SEASON				RECEIVING					RUSHING				
Year	Team	GP	GS	No	Yds	Avg	Lg	TD	Att	Yds	Avg	Lg	TD
2018	Atlanta	16	5	64	821	12.8	75t	10	6	27	4.5	9	0
2019	Atlanta	13	10	63	866	13.7	36	7	2	34	17.0	19	0
2020	Atlanta	15	15	90	1,374	15.3	63	9	5	1	0.2	8	0
2021	Atlanta	5	5	31	281	9.1	22	2	0	0	0.0	0	0
2022	ATL/JAX	0	0	0	0	-	0	0	0	0	-	0	0
2023	Jacksonville	17	17	76	1,016	13.4	59t	8	9	23	2.6	18	0
2024	Tennessee	16	13	61	941	15.4	63	4	6	58	9.7	19	1
<b>NFL Totals</b>		<b>82</b>	<b>65</b>	<b>385</b>	<b>5,299</b>	<b>13.8</b>	<b>75t</b>	<b>40</b>	<b>28</b>	<b>143</b>	<b>5.1</b>	<b>19</b>	<b>1</b>

### Single-Game Highs

Receptions - **10 (Twice, last at Detroit 10/27/24)**  
 Receiving Yards - 163 vs. Tampa Bay (12/20/20)  
 Long Reception - 75t (Twice, last at Carolina 12/23/18)  
 Receiving Touchdowns - 3 at New Orleans (9/23/18)  
 Rushes - 3 vs. Cincinnati (12/4/23)  
 Rushing Yards - **19 (Twice, last vs. Cincinnati 12/15/24)**  
 Long Rush - **19 (Twice, last vs. Cincinnati 12/15/24)**  
 Rushing Touchdowns - **1 vs. N.Y. Jets (9/15/24)**

### Additional Statistics

Misc. Tackles - 1 (2019); 2 (2021); 1 (2023), **2 (2024)**  
 Fumble Recoveries - 1 (2018), **1 (2024)**  
 Kickoff Returns - 2 for 50 yards, 32 long return (2018)  
 Two-Point Conversions - 1 reception (2019); 1 reception (2020);  
 1 reception (2023)

# II MASON RUDOLPH

QUARTERBACK • 6'5" • 235 LBS • COLLEGE: OKLAHOMA STATE

ACQUIRED: UNRESTRICTED FREE AGENT (PIT) - 2024

NFL EXPERIENCE (NFL/TITANS): 7/1 • HOMETOWN: ROCK HILL, S.C.

GAMES PLAYED/GAMES STARTED: 28/18 (PLAYOFFS: 1/1)



**PRO:** The Titans signed veteran Mason Rudolph early in the 2024 offseason to bring an experienced signal caller to the quarterback room. The 6-foot-5-inch, 235-pounder entered the NFL as a third-round pick of the Pittsburgh Steelers in 2018. The Oklahoma State product spent his first six NFL campaigns with the club, appearing in 21 regular season games with 13 starts and amassing 3,085 yards and 19 touchdowns. The Rock Hill, S.C., native has registered a 8-4-1 record in his first 13 starts in the NFL.

#### CAREER HIGHLIGHTS:

- In 2023, Rudolph started the final three regular season games for the Steelers and led the team to a 3-0 record and a playoff berth. He completed 55 of 74 passes for 719 yards with three touchdowns for a 118.0 passer rating.
- In 2019, Rudolph saw action in 10 games with eight starts for the Steelers and completed 176 of 283 passes for 1,765 yards with 13 touchdowns for a 82.0 passer rating.

#### TITANS TIDBITS:

- Rudolph comes from an athletic family. His mother, Jamie, ran track at Liberty University and his dad, Brett, played football at the University of North Carolina. His younger brother, Logan, played on the defensive line at Clemson from 2017-19.
- Rudolph has a strong connection to 2024 first-round quarterback Drake Maye. In the mid-1980s, Drake's father, Mark, was the starting quarterback at North Carolina and his roommate was Mason's dad, Brett, a linebacker on the Tar Heels. The two fathers have stayed close in the years since college, and their children grew up together. Mason's memories with the Mayes go back as far as he can remember. When the Rudolphs lived in Virginia, the families would go on vacation together once or twice each year. After the Rudolphs moved to Rock Hill, S.C., when Mason was in middle school, they were a 45-minute drive from the Mayes' home in Huntersville, N.C. The boys went to each other's basketball and football games.

#### CAREER TRANSACTIONS:

- The Rock Hill, S.C., native was selected by the Pittsburgh Steelers in the third round (76th overall) of the 2018 NFL Draft.
- Signed by the Steelers as an unrestricted free agent on May 17, 2023.
- Signed by the Titans as an unrestricted free agent on March 15, 2024.

#### SEASON RECAPS:

##### 2024 (7/5 - Tennessee):

- At Chicago (9/8), did not play as the backup quarterback.
- Against N.Y. Jets (9/15), did not see action as the backup quarterback.
- Against Green Bay (9/22), did not play as the backup quarterback.
- At Miami (9/30), entered the game midway through the first quarter after Will Levis left with an injury. Completed nine of 17 passes for 85 yards in his Titans debut. Directed seven total scoring drives—five field goals and two touchdowns. Extended the Titans' opening scoring drive with a five-yard toss to Josh Whyle on third-and-four in the first quarter. Set up Nick Folk's field goal before halftime with a 27-yard strike to Tyler Boyd with one second remaining in the first half.
- Against Indianapolis (10/13), did not see action as the backup quarterback.
- At Buffalo (10/20), started at quarterback and completed 25 of 40 passes for 215 yards with a touchdown and an interception. Rushed five times for 13 yards. Extended the Titans' opening scoring drive with a pair of

conversions in the first quarter: a five-yard toss to Nick Westbrook-Ikhine on third-and-three and a 12-yard strike to Tyler Boyd on third-and-10. Kickstarted the Titans' touchdown drive with a 26-yard connection to Chig Okonkwo late in the opening stanza. Gave the Titans a 10-0 advantage by rolling out of the pocket and finding Westbrook-Ikhine for a four-yard touchdown pass in the second quarter.

- At Detroit (10/27), started at quarterback and completed 22 of 38 passes for 266 yards with a touchdown and two interceptions. Scrambled four times for 29 yards with a rushing score. Kickstarted the Titans' opening touchdown drive with a 33-yard connection to Josh Whyle over the middle in the first quarter. Evened the score at 7-7 with his first career rushing touchdown from 11 yards out in the opening stanza. Set up the Titans' second touchdown with a 47-yard bomb to Calvin Ridley in the second quarter. Made it a 14-14 contest with a five-yard touchdown strike to Nick Westbrook-Ikhine in the second stanza.
- Against New England (11/3), started at quarterback and completed 20 of 33 passes for 240 yards with two touchdowns and an interception for a 90.5 passer rating. Rushed four times for 19 yards. Registered his third career game-winning drive and his first as a member of the Titans. Extended the Titans' first touchdown drive with a 13-yard scamper on third-and-12 in the opening stanza. Gave the Titans an early 7-0 lead with a nine-yard touchdown toss to Nick Vannett in the first quarter. Kept the Titans' second scoring march alive with a 13-yard completion to Nick Westbrook-Ikhine on third-and-10 in the third quarter. Gave the Titans a 17-10 advantage with a six-yard touchdown strike to Westbrook-Ikhine on third-and-six in the fourth stanza. Converted a third-and-five with a 14-yard connection to Calvin Ridley during the Titans' game-winning scoring drive in overtime.
- At L.A. Chargers (11/10), did not play as the backup quarterback.
- Against Minnesota (11/17), did not play as the backup quarterback.
- At Houston (11/24), did not play as the backup quarterback.
- At Washington (12/1), did not play as the backup quarterback.
- Against Jacksonville (12/8), did not play as the backup quarterback.
- Against Cincinnati (12/15), entered the game in the third quarter and completed 21 of 26 passes for 209 yards with two touchdowns and an interception for a 109.8 passer rating. Rushed twice for 14 yards. Found Tyjae Spears for a 17-yard touchdown pass in the fourth quarter. Helped set up the Titans' final touchdown with a 43-yard toss to Spears on third-and-seven late in the final stanza. Connected with Josh Whyle for a 13-yard touchdown on the final play of the contest.
- At Indianapolis (12/22), started at quarterback and completed 23 of 34 passes for 252 yards with two touchdowns and three interceptions. Rushed four times for three yards. Completed all eight of his passes for 86 yards in the first quarter. Extended the Titans' initial touchdown drive with a 14-yard connection to Tyler Boyd on third-and-one in the opening quarter. Gave the Titans an early 7-0 lead with a 38-yard touchdown strike to Calvin Ridley on third-and-six in the first stanza. Extended a Titans' touchdown drive with a quarterback sneak on third-and-one in the third quarter. Found Nick Westbrook-Ikhine for a six-yard touchdown pass in the final stanza. Connected with Chig Okonkwo for a two-point conversion late in the fourth quarter.
- At Jacksonville (12/29), started at quarterback and connected 19 of 31 passes for 193 yards with a touchdown and an interception. Rushed five times for 23 yards. Extended the Titans' first scoring drive with a nine-yard toss to Calvin Ridley on fourth-and-three in the second quarter. Kept the Titans' touchdown drive alive with a pair of third-down conversions: an 18-yard pass to Chig Okonkwo on third-and-two and a 19-yard connection to Ridley on third-and-eight in the third quarter. Cut the Jaguars' lead to 13-10 with an eight-yard touchdown toss to Nick Vannett on third-and-two

in the third quarter. Converted a third-and-one with a quarterback sneak during the Titans' scoring drive in the final stanza.

**2023 (4/3, 1/1 - Pittsburgh):** Saw action in four games with three starts at quarterback and completed 55 of 74 passes for 719 yards with three touchdowns for a 118.0 passer rating. Was inactive for 12 contests and did not play in another game. Started his first career postseason contest and connected on 22 of 39 passes for 229 yards with two touchdowns and an interception.

- Against Cincinnati (12/23), made his first start of the season and completed 17 of 27 passes for 290 yards with two touchdowns for a 124.0 passer rating in the win. Found George Pickens for an 86-yard touchdown in the first quarter and a 66-yard score in the third stanza.
- At Seattle (12/31), started at quarterback and connected on 18 of 24 passes for 274 yards in the victory.
- At Baltimore (1/6), started the regular season finale and completed 18 of 20 passes for 152 yards with a 71-yard touchdown strike to Diontae Johnson in the fourth quarter. Set a career-high by completing 90 percent of his passes.
- At Buffalo (1/15), started his first career postseason contest and connected on 22 of 39 passes for 229 yards with two touchdowns and an interception. Found Diontae Johnson for a 10-yard score in the second quarter and hooked up with Calvin Austin III for a seven-yard touchdown strike in the final stanza.

**2022 (0/0 - Pittsburgh):** Was inactive for all 17 games.

**2021 (2/1, 0/0 - Pittsburgh):** Played in two games with one start and completed 35 of 58 passes for 277 yards with a touchdown and an interception. Did not play as the backup quarterback in 15 contests.

- Against Detroit (11/14), started at quarterback and completed 30 of 50 passes for 242 yards with a touchdown and an interception. Also rushed for 36 yards, including a career-long run of 26 yards.
- At Kansas City (12/26), completed five of eight passes for 35 yards. Also recorded a 17-yard run.

**2020 (5/1, 0/0 - Pittsburgh):** Played in five games with one start and finished the season with 25 completions for 324 yards and two touchdowns with an interception. Did not play as the backup quarterback in 11 contests.

- At Cleveland (1/3), completed 22 of 39 passes for 315 yards with two touchdowns and an interception in only start of the season. Recorded his first career 300-yard passing game.

**2019 (10/8 - Pittsburgh):** Played in 10 games with eight starts and completed 176 of 283 passes for 1,765 yards with 13 touchdowns and nine interceptions for a 82.0 passer rating. Rushed 21 times for 42 yards. Did not play as the backup quarterback in four contests and was inactive for another game. Placed on injured reserve on Dec. 24 and missed the regular season finale.

- Against Seattle (9/15), made his NFL debut, entering the game in the second half for an injured Ben Roethlisberger and completing 12 of 19 passes for 112 yards with two touchdowns and an interception for a 92.4 passer rating.
- At San Francisco (9/22), made his first career start and completed 14 of 27 passes for 174 yards with a season-long 76-yard touchdown pass to JuJu Smith-Schuster.
- Against Cincinnati (9/30), completed 24 of 28 passes for 229 yards with two touchdowns for a season-high 124.6 passer rating in his first start at home.
- Against Indianapolis (11/3), started at quarterback and recorded a season-high 26 completions with a touchdown in a win.

**2018 (0/0 - Pittsburgh):** Was inactive for all 16 games as a rookie.

#### COLLEGE:

- Played four seasons (2014-17) at Oklahoma State and finished his career holding no fewer than 54 school records, including single-season and career marks for passing yards, passing touchdowns and pass efficiency. Ranked fourth in Big-12 history with 13,618 career passing yards and third with a 324.2 passing yards per game average. Led the Cowboys to a 32-9 record as a starting quarterback becoming the winningest signal caller in school history while notching 10 wins in games in which Oklahoma State trailed during the second half.

- As a senior (2017), was the recipient of the 2017 Johnny Unitas Golden Arm Award, the Fellowship of Christian Athletes' Bobby Bowden Award and the Sammy Baugh Award. Led the FBS with 4,904 passing yards, earning second-team All-Big 12 honors by the coaches. Broke Barry Sanders' school record for touchdowns responsible for with 47. Teamed with receivers James Washington and Marcell Ateman and running back Justice Hall to make Oklahoma State the first Big 12 school in conference history with a 4,000-yard passer, two 1,000-yard receivers and a 1,000-yard running back in the same season.
- As a junior (2016), tabbed the school's 2016 Offensive MVP by the coaching staff after playing in all 13 games and completing 284 of 448 passes for 4,091 yards with 28 touchdowns and just four interceptions. Was the only player in the country to throw for at least 4,000 passing yards while throwing less than five interceptions. His 4,091 passing yards ranked eighth in the nation and were the third-most in school history for a single-season.
- As a sophomore (2015), saw action in 13 games and threw for 3,770 yards on 264 completions with 21 touchdowns. Was a second-team Academic All-Big 12 honoree.
- As a freshman (2014), was ticketed for a redshirt season until an injury to Daxx Garman thrust him into the starting lineup at No. 6 Baylor and he responded by turning in the most passing yards ever for an Oklahoma State player in his first game (281). Played in three games and completed 49 of 86 passes for 853 yards with six touchdowns and four interceptions. Etched his name into Bedlam lore by quarterbacking the Cowboys to the second-largest fourth-quarter come-from-behind victory in school history as part of their 38-35 overtime win over the No. 18 Sooners in Norman. Rudolph's 273 passing yards against Oklahoma were the second-most ever for an OSU quarterback in a Bedlam Series game and his two touchdown passes that day tied for third-most ever for a Cowboy against the Sooners.
- Graduated with a degree in marketing from Oklahoma State.

#### PERSONAL:

- Attended Northwestern (S.C.) High School and led the school to a 62-35 win over Stratford in the South Carolina Class 4A Division II Championship, completing 40 of 57 passes for 488 yards with eight passing touchdowns.
- As a senior (2013), amassed 4,377 passing yards on 350 completions with 64 touchdowns, while rushing for 543 yards on 129 carries with 16 scores.
- Was a "Mr. Football" award finalist in South Carolina and MVP of the Shrine Bowl of the Carolinas.
- As a junior (2012), threw for 3,990 yards and 41 touchdowns while leading his team to a state runner-up finish.
- Attended Westminster Catawba Christian School before transferring to Northwestern.
- Named South Carolina Football Coaches Association first-team Palmetto Champions All-State team, Charlotte Observer All-Region Offensive Player of the Year, first-team All-Region, and top 50 Carolina regional recruits (#4 in South Carolina), Rock Hill Herald All-Area Offensive Player of the Year as both a junior and senior.
- Son of Brett and Jamie Rudolph.
- Follow Rudolph on X and Instagram at @Rudolph2Mason.
- Born Brett Mason Rudolph III on July 17, 1995 in Rock Hill, S.C.



# MASON RUDOLPH'S GAME-BY-GAME

2019 Pittsburgh Steelers					PASSING									RUSHING					COMBINED RUSH + PASS			
Date	Opp	W/L	P/S	Att	Cmp	Pct	Yds	Yds/Att	TD	Int	Lg	Sk	Lst	Rating	Att	Yds	Avg	Lg	TD	Yards	Touchdowns	
Sept 8	@ NE	L	DNP																			
Sept 15	Sea	L	p	19	12	63.2	112	5.9	2	1	45	0	0	92.4	1	7	7.0	7	0	119	8, 3	
Sept 22	@ SF	L	S	27	14	51.9	174	6.4	2	1	76t	2	14	81.4	4	15	3.8	7	0	189	76, 39	
Sept 30	Cin	W	S	28	24	85.7	229	8.2	2	0	43t	0	0	124.6	3	-3	-1.0	-1	0	226	21,43	
Oct 6	Bal	L	S	20	13	65.0	131	6.5	1	0	35t	1	11	100.2	0	0	0.0	0	0	131	35	
Oct 13	@ LAC	W	IA																			
Oct 28	Mia	W	S	36	20	55.6	251	7.0	2	1	45t	2	15	84.4	0	0	0.0	0	0	251	45, 26	
Nov 3	Ind	W	S	35	26	74.3	191	5.5	1	1	40	1	8	84.3	3	5	1.7	7	0	196	7	
Nov 10	LAR	W	S	38	22	57.9	242	6.4	1	0	34	3	11	85.6	2	-1	-0.5	0	0	241	3	
Nov 14	@ Cle	L	S	44	23	52.3	221	5.0	1	4	22	4	43	36.3	2	15	7.5	13	0	236	3	
Nov 24	@ Cin	W	S	16	8	50.0	85	5.3	0	1	35	1	13	39.8	4	4	1.0	2	0	89		
Dec 1	Cle	L	DNP																			
Dec 8	@ Ari	W	DNP																			
Dec 15	Buf	L	DNP																			
Dec 22	@ NYJ	L	P	20	14	70.0	129	6.5	1	0	29t	1	9	104.0	2	0	0.0	0	0	129	29	
Dec 29	@ Bal	L	IA																			
<b>Totals</b>		<b>8-8</b>	<b>10/8</b>	<b>283</b>	<b>176</b>	<b>62.2</b>	<b>1,765</b>	<b>6.24</b>	<b>13</b>	<b>9</b>	<b>76t</b>	<b>15</b>	<b>124</b>	<b>82.0</b>	<b>21</b>	<b>42</b>	<b>2.0</b>	<b>13</b>	<b>0</b>	<b>1,787</b>		

2020 Pittsburgh Steelers					PASSING									RUSHING					COMBINED RUSH + PASS		
Date	Opp	W/L	P/S	Att	Cmp	Pct	Yds	Yds/Att	TD	Int	Lg	Sk	Lst	Rating	Att	Yds	Avg	Lg	TD	Yards	Touchdowns
Sept 14	@ NYG	W	DNP																		
Sept 20	Den	W	DNP																		
Sept 27	Hou	W	DNP																		
Oct 11	Phi	W	DNP																		
Oct 18	Cle	W	P	1	1	100.0	6	6.0	0	0	6	0	0	91.7	3	-3	-1.0	0	0	6	
Oct 25	@ Ten	W	DNP																		
Nov 1	@ Bal	W	DNP																		
Nov 8	@ Dal	W	P	3	2	66.7	3	1.0	0	0	2	0	0	70.1	0	0	-	-	0	3	
Nov 15	Cin	W	P	0	0	-	0	0.0	0	0	0	0	0	-	0	0	-	-	0		
Nov 22	@ Jax	W	P	0	0	-	0	0.0	0	0	0	0	0	-	3	-4	-1.3	-1	0	-4	
Dec 2	Bal	W	DNP																		
Dec 7	Was	L	DNP																		
Dec 13	@ Buf	L	DNP																		
Dec 21	@ Cin	L	DNP																		
Dec 27	Ind	W	DNP																		
Jan 3	@ Cle	L	S	39	22	56.4	315	8.1	2	1	47	1	8	89.2	1	1	1.0	1	0	316	28, 2
<b>Totals</b>		<b>12-4</b>	<b>5/1</b>	<b>43</b>	<b>25</b>	<b>58.1</b>	<b>324</b>	<b>7.9</b>	<b>2</b>	<b>1</b>	<b>47</b>	<b>1</b>	<b>8</b>	<b>87.7</b>	<b>7</b>	<b>-6</b>	<b>-0.9</b>	<b>1</b>	<b>0</b>	<b>318</b>	
<b>Playoffs</b>																					
Jan 10	Cle	L	DNP																		
<b>Totals</b>		<b>0-1</b>	<b>0/0</b>	<b>0</b>	<b>0</b>	<b>-</b>	<b>0</b>	<b>-</b>	<b>0</b>	<b>0</b>	<b>0</b>	<b>0</b>	<b>0</b>	<b>-</b>	<b>0</b>	<b>0</b>	<b>-</b>	<b>0</b>	<b>0</b>	<b>0</b>	<b>0</b>

2021 Pittsburgh Steelers					PASSING									RUSHING					COMBINED RUSH + PASS		
Date	Opp	W/L	P/S	Att	Cmp	Pct	Yds	Yds/Att	TD	Int	Lg	Sk	Lst	Rating	Att	Yds	Avg	Lg	TD	Yards	Touchdowns
Sept 12	@ Buf	W	DNP																		
Sept 19	LVR	L	DNP																		
Sept 26	Cin	L	DNP																		
Oct 3	@ GB	L	DNP																		
Oct 10	Den	W	DNP																		
Oct 17	Sea	W	DNP																		
Oct 31	@ Cle	W	DNP																		
Nov 8	Chi	W	DNP																		
Nov 14	Det	T	S	50	30	60.0	242	4.8	1	1	36	0	0	70.6	4	36	9.0	26	0	278	9
Nov 21	@ LAC	L	DNP																		
Nov 28	@ Cin	L	DNP																		
Dec 5	Bal	W	DNP																		
Dec 9	@ Min	L	DNP																		
Dec 19	Ten	W	DNP																		
Dec 26	@ KC	L	P	8	5	62.5	35	4.4	0	0	12	0	0	72.4	1	17	17.0	17	0	52	
Jan 3	Cle	W	DNP																		
Jan 9	@ Bal	W	DNP																		
<b>Totals</b>		<b>9-7-1</b>	<b>2/1</b>	<b>58</b>	<b>35</b>	<b>60.3</b>	<b>277</b>	<b>4,8</b>	<b>1</b>	<b>1</b>	<b>36</b>	<b>0</b>	<b>0</b>	<b>70.8</b>	<b>5</b>	<b>53</b>	<b>10.6</b>	<b>26</b>	<b>0</b>	<b>330</b>	
<b>Playoffs</b>																					
Jan 10	Cle	L	DNP																		
<b>Totals</b>		<b>0-1</b>	<b>0/0</b>	<b>0</b>	<b>0</b>	<b>-</b>	<b>0</b>	<b>-</b>	<b>0</b>	<b>0</b>	<b>0</b>	<b>0</b>	<b>0</b>	<b>-</b>	<b>0</b>	<b>0</b>	<b>-</b>	<b>0</b>	<b>0</b>	<b>0</b>	<b>0</b>



## MASON RUDOLPH'S NFL STATISTICS

REGULAR SEASON			PASSING											RUSHING				
Year	Team	GP/GS	Att	Cmp	Pct	Yds	Yd/Att	TD	INT	Lg	Sk	Yds	Rat	Att	Yds	Avg	Lg	TD
2018	PIT	0/0	0	0	-	0	-	0	0	0	0	0	-	0	0	-	0	0
2019	PIT	10/8	283	176	62.2	1,765	6.2	13	9	76t	15	124	82.0	21	42	2.0	13	0
2020	PIT	5/1	43	25	58.1	324	7.5	2	1	47	1	8	87.7	7	-6	-0.9	1	0
2021	PIT	2/1	58	35	60.3	277	4.8	1	1	36	0	0	70.8	5	53	10.6	26	0
2022	PIT	0/0	0	0	-	0	-	0	0	0	0	0	-	0	0	-	0	0
2023	PIT	4/3	74	55	74.3	719	9.7	3	0	86t	6	43	118.0	10	8	0.8	7	0
2024	TEN	7/5	219	139	63.5	1,460	6.7	9	9	47	10	63	79.3	24	101	4.2	14	1
<b>NFL Totals</b>		<b>28/18</b>	<b>677</b>	<b>430</b>	<b>63.5</b>	<b>4,545</b>	<b>6.7</b>	<b>28</b>	<b>20</b>	<b>86t</b>	<b>32</b>	<b>238</b>	<b>84.5</b>	<b>67</b>	<b>198</b>	<b>3.0</b>	<b>26</b>	<b>1</b>

Regular Season Career record as starter: 9-8-1 (.527); Playoffs: 0-1 (.000)

PLAYOFFS			PASSING											RUSHING				
Year	Team	GP/GS	Att	Cmp	Pct	Yds	Yd/Att	TD	INT	Lg	Sk	Yds	Rat	Att	Yds	Avg	Lg	TD
2023	PIT	1/1	39	22	56.4	229	5.9	2	1	33	1	11	80.0	2	16	8.0	10	0
<b>NFL Totals</b>		<b>1/1</b>	<b>39</b>	<b>22</b>	<b>56.4</b>	<b>229</b>	<b>5.9</b>	<b>2</b>	<b>1</b>	<b>33</b>	<b>1</b>	<b>11</b>	<b>80.0</b>	<b>2</b>	<b>16</b>	<b>8.0</b>	<b>10</b>	<b>0</b>

### Single-Game Highs

Attempts - 50 vs. Detroit (11/14/21)  
 Completions - 30 vs. Detroit (11/14/21)  
 Passing Yards - 315 at Cleveland (1/3/21)  
 Touchdown Passes - **2 (Nine times, last at Indianapolis 12/22/24)**  
 Long Completion - 86t vs. Cincinnati (12/23/23)  
 Completion Percentage - 90.0 at Baltimore (1/6/24)  
 Passer Rating - 124.6 vs. Cincinnati (9/30/19)  
 Rushes - 6 at Seattle (12/31/23)  
 Rushing Yards - 36 vs. Detroit (11/14/21)  
 Long Rush - 26 vs. Detroit (11/14/21)  
 Rushing Touchdowns - **1 at Detroit (10/27/24)**

### Additional Statistics

Misc. Tackles - 3 (2019)  
 Fumble Recoveries - 1 (2023), **2 (2024)**  
 Two-Point Conversions - **1 pass (2024)**

### Playoff Single-Game Highs

Attempts - 39 at Buffalo (1/15/24)  
 Completions - 22 at Buffalo (1/15/24)  
 Passing Yards - 229 at Buffalo (1/15/24)  
 Touchdown Passes - 2 at Buffalo (1/15/24)  
 Long Completion - 33 at Buffalo (1/15/24)  
 Completion Percentage - 56.4 at Buffalo (1/15/24)  
 Passer Rating - 80.0 at Buffalo (1/15/24)  
 Rushes - 2 at Buffalo (1/15/24)  
 Rushing Yards - 16 at Buffalo (1/15/24)  
 Long Rush - 10 at Buffalo (1/15/24)



# 98 JEFFERY SIMMONS

DEFENSIVE TACKLE • 6'4" • 305 LBS

COLLEGE: MISSISSIPPI STATE • ACQUIRED: 1ST ROUND - 2019

NFL EXPERIENCE (NFL/TITANS): 6/6 • HOMETOWN: MACON, MISS.

GAMES PLAYED/GAMES STARTED: 83/81 (PLAYOFFS: 5/2)



CAPTAIN: 2021, 2022, 2023, 2024



PRO BOWL: 2021, 2022



COMMUNITY MAN OF THE YEAR: 2023, 2024

**PRO:** The Titans selected Jeffery Simmons with the 19th overall pick in the 2019 NFL Draft. After five NFL seasons, he has been named a team captain the last three years, selected to the Pro Bowl twice (2021, 2022) and is a two-time second team All-Pro honoree (2021, 2022). Since his rookie year in 2019, his 26.5 career sacks rank second on the Titans defense behind Harold Landry III (37). He was rewarded with a multi-year contract extension during the 2023 offseason. The 6-foot-4-inch, 305-pound defensive lineman provides a rare blend of size, power and quickness, making him a disruptive force in the middle of the defense.

#### CAREER HIGHLIGHTS:

- In 2023, Simmons was named the Titans nominee for the NFL's Walter Payton Man of the Year Award that recognizes a player for outstanding community service, as well as excellence on the field. "To be in a position to be able to give back, it means a lot. I want to be a light in the community." Simmons finished the season with 37 tackles and 5.5 sacks in 12 games.
- In 2022, he earned Pro Bowl and second-team All-Pro honors for the second consecutive campaign, anchoring a unit that ranked first in the NFL in rushing defense (76.9 opponent rushing yards per game). Simmons posted 7.5 sacks and 43 quarterback pressures and added a career-high seven passes defended, which tied for the fourth-best mark among all NFL defensive linemen. Simmons and Arizona's J.J. Watt were the NFL's only players in 2022 with at least seven sacks and seven passes defended.
- In 2021, Simmons was named a team captain for the first time in his career, and he went on to become one of six players on the roster to start all 17 games. He was named to his first career Pro Bowl and added Associated Press second-team All-Pro honors after setting career highs in several categories, including sacks (8.5), tackles (54), quarterback pressures (58), tackles for loss (12) and passes defended (six). Among all defensive tackles in the NFL, his 8.5 sacks ranked sixth.
- Simmons was one of only five NFL players to produce at least 50 tackles, eight sacks and six passes defended in 2021, joining Maxx Crosby, Cameron Jordan, Cameron Heyward and T.J. Watt. Simmons and Heyward were the only interior defensive linemen in the league to accomplish the feat.
- In a divisional playoff game against Cincinnati on Jan. 22, 2022, he set a franchise postseason record with three sacks.

#### TITANS TIDBITS:

- In July 2023, Simmons paid homage to his hometown of Macon, Miss., with his first 'Community Fun Day,' which included local food vendors, games, inflatables and fireworks. He was then honored by city officials with a key to the city.
- In July 2022, the official ribbon cutting was held at the Jeffery B. Simmons Field House at Noxubee County High School in Macon, Miss. Simmons donated more than \$50,000 to upgrade his former high school's athletic facilities. During the same week, he donated \$75,000 to Starkville (Miss.) Parks and Recreation to be used for a new turf field at the Starkville Sportsplex. The field was also named in his honor.
- During college, Simmons was a two-time member of the SEC Academic Honor Roll.

- Simmons' brother, Dylan Bradley, played football at Southern Miss and then spent time with the Minnesota Vikings. His uncle, Jason Hatcher, played 10 total seasons with the Dallas Cowboys and Washington Commanders.
- Away from football, Simmons enjoys fishing and spending time outdoors.
- Simmons holds an annual youth football camp in Mississippi.
- During Week 12 of the 2023 campaign, Simmons was named the NFLPA Community MVP after providing turkeys to more than 500 Nashville families for the Thanksgiving holiday.

#### CAREER TRANSACTIONS:

- The Macon, Miss., native was selected by the Titans in the first round (19th overall) of the 2019 NFL Draft.

#### SEASON RECAPS:

- 2024 (15/15):** Tied for the team lead with 40 quarterback pressures. Ranks third on the team with five sacks. Ranks second on the squad with 72 tackles. Tied for third on the team with 11 tackles for loss. Has led or tied for the team lead in sacks three times in 2024 (vs. NE, at HST, at IND). Has led or tied for the team lead in quarterback pressures seven times in 2024 (vs. IND, vs. NE, at LAC, vs. MIN, vs. CIN, at IND, at JAX). Has tied for the team lead in passes defended twice in 2024 (at LAC, vs. JAX). Selected as a team captain by his teammates.
- At Chicago (9/8), started at defensive tackle and posted two tackles, including a stop for loss. Combined with Amani Hooker to stuff Khalil Herbert for no gain on a third-and-one rush late in the second quarter. Stuffed D'Andre Swift for a three-yard loss on a rush off left end in the third quarter.
  - Against N.Y. Jets (9/15), started at defensive tackle and collected five tackles. Halted a Jets' drive by teaming with Ernest Jones IV to stonewall Breece Hall for a two-yard loss on a third-and-one rush late in the first quarter. Combined with Arden Key to stuff Braelon Allen for no gain on a rush off right guard late in the third stanza.
  - Against Green Bay (9/22), notched five tackles, including a sack and a quarterback pressure. Teamed with Arden Key to stuff Emanuel Wilson for no gain on a rush up the middle in the first quarter. Forced Green Bay to settle for a field goal by sacking Malik Willis for a two-yard loss at the Titans' eight-yard line on third-and-three late in the second quarter.
  - At Miami (9/30), was inactive.
  - Against Indianapolis (10/13), started at defensive tackle and registered three tackles, including a stop for loss and a team-high-tying three quarterback pressures. Shot through the line and stuffed Trey Sermon for a one-yard loss on a rush off left tackle in the second quarter. Stopped Sermon for no gain on a rush off left guard in the second stanza. Stonewalled Sermon for no gain on a second-and-two rush late in the third quarter.
  - At Buffalo (10/20), recorded two tackles, two quarterback pressures and a pass defended. Batted down a pass intended for Curtis Samuel in the first quarter. Combined with Arden Key to stuff Josh Allen for a two-yard loss on a goalline rush late in the third quarter.
  - At Detroit (10/27), amassed four tackles, a sack, another stop for loss, a forced fumble and three quarterback pressures. Shot through the line and dropped David Montgomery for a two-yard loss on a goalline run late in the second quarter. Ended a Lions' drive by sacking Jared Goff for a

nine-yard loss while also forcing a fumble that was recovered by Detroit on third-and-four in the third stanza.

- Against New England (11/3), totaled five tackles, a sack, a team-high seven quarterback pressures and a fumble recovery. Dropped Drake Maye for a seven-yard sack on the opening play of the fourth quarter. Pounced on a Drake Maye fumble after an Arden Key strip-sack midway through the fourth stanza.
- At L.A. Chargers (11/10), posted five tackles with a pass defended and a team-best three quarterback pressures. Hit Justin Herbert arm forcing an incompleteness late in the second quarter. Teamed with Sebastian Joseph-Day to stop Gus Edwards for no gain on a rush off right tackle in the third quarter. Combined with Jarvis Brownlee Jr. to stonewall J.K. Dobbins for a two-yard loss on a short pass in the third stanza.
- Against Minnesota (11/17), tallied four tackles, a team-best six quarterback pressures, a forced fumble and a fumble recovery. Recovered a Sam Darnold fumble at the Titans' 45-yard line in the first stanza. Stuffed Cam Akers for no gain on a rush up the middle in the second quarter. Stonewalled Aaron Jones for a one-yard loss on a rush while forcing a fumble that was recovered by the running back. Stopped Jones for no gain on a rush off right guard early in the final stanza.
- At Houston (11/24), notched two tackles, a sack, three quarterback pressures and a pass defended. Batted down a pass intended for Cade Stover late in the first half. Stuffed Joe Mixon for no gain on a rush off left tackle late in the fourth quarter. Dropped C.J. Stroud for a seven-yard sack late in the final stanza.
- At Washington (12/1), recorded a career-best nine tackles and a quarterback pressure. Combined with Roger McCreary to stuff Brian Robinson Jr. for no gain on a rush off right tackle late in the first quarter.
- Against Jacksonville (12/8), notched five tackles, including a stop for loss, two quarterback pressures and a pass defended. Teamed with Sebastian Joseph-Day to stop Tank Bigsby for a one-yard loss on a carry up the middle in the second stanza. Batted down a Mac Jones pass at the line of scrimmage that was intended for Evan Engram in the second quarter.
- Against Cincinnati (12/15), tied for second on the team with seven tackles, including two stops for loss. Tied for the team lead with three quarterback pressures. Shot through the line and stonewalled Chase Brown for a three-yard loss on a rush up the middle in the second quarter. Stuffed Brown for a four-yard loss on a rush up the middle in the final stanza.
- At Indianapolis (12/22), finished second on the team with nine tackles to go along with a sack and a team-best three quarterback pressures. Stuffed Jonathan Taylor for no gain on a rush off right tackle in the third quarter. Halted a Colts' drive by dropping Anthony Richardson for an eight-yard sack on third-and-nine in the fourth quarter.
- At Jacksonville (12/29), totaled five tackles and a team-best three quarterback pressures. Registered his fifth consecutive game with at least five tackles, which is the longest such streak of his career

**2023 (12/12):** Started 12 games at defensive tackle and ranked fourth on the team with 5.5 sacks and 38 quarterback pressures. Finished third on the squad with 11 tackles for loss. Registered 44 tackles, a pass defended, a forced fumble and a fumble recovery. Secured his third consecutive season with at least five sacks. Posted his first career touchdown on a two-yard reception. Was inactive for two contests. Placed on injured reserve on Dec. 23 and missed the final three games. Tied for the team lead in sacks twice in 2023 (vs. LAC, vs. ATL). Led or tied for the team lead in quarterback pressures five times in 2023 (vs. LAC, at CLE, vs. CIN, at IND, vs. ATL). Tied for the team lead in passes defended once in 2023 (at TB). Selected as a team captain by his teammates.

- At New Orleans (9/10), started at defensive tackle and notched five tackles, a sack, two stops for loss and three quarterback pressures. Halted a Saints' drive by dropping Derek Carr for a three-yard sack on third-and-15 in the second quarter. Stonewalled Tayson Hill for a four-yard loss on a rush in the final period. Combined with Azeem Al-Shaair to stop Jamaal Williams for no gain on a rush late in the final period.
- Against L.A. Chargers (9/17), collected five tackles, including a sack and tied for the team lead with four quarterback pressures. Stuffed Justin Herbert for no gain on a third-and-one rush in the second quarter. Halted a Chargers' drive by sacking Justin Herbert for a nine-yard loss on third-and-six in the third stanza.
- At Cleveland (9/24), tallied two tackles and a team-high four quarterback pressures.
- Against Cincinnati (10/1), posted two tackles, a half sack and a team-best five quarterback pressures. Ended a Bengals' drive by combining

with Denico Autry to drop Joe Burrow for an eight-yard sack on third-and-seven in the second quarter.

- At Indianapolis (10/8), recorded three tackles and tied for the team lead with three quarterback pressures. Combined with Jaleel Johnson to stop Zack Moss for no gain on a third-and-two rush up the middle in the final quarter.
- Against Atlanta (10/29), notched five tackles, including two sacks, a team-best six quarterback pressures and a forced fumble. Flew through the line and sacked Desmond Ridder for a 10-yard loss in the opening quarter. Strip-sacked Ridder for a six-yard loss and the fumble was recovered by Azeem Al-Shaair at the Falcons' 33-yard line in the second quarter. Stuffed Bijan Robinson for a three-yard loss on a rush off left end in the third stanza.
- At Pittsburgh (11/2), tallied seven tackles with a stop for loss and a quarterback pressure. Entered the game on offense and served as a blocker on Derrick Henry's two-yard touchdown run in the second quarter. Teamed with Kyle Peko to stuff Najee Harris for a one-yard loss on a rush off left guard in the second quarter. Combined with Trevis Gipson to stonewall Harris for a two-yard loss on a run off left guard in the third stanza. Stopped Harris for no gain on first-and-goal rush from the one-yard line in the fourth quarter.
- At Jacksonville (11/19), recorded two tackles, including a stop for loss and two quarterback pressures. Posted his first career touchdown on a goal line reception. Forced the Jaguars' to settle for a field goal by firing through the line and stonewalling Travis Etienne for a one-yard loss on a third-and-one rush late in the second quarter. Lined up at fullback and snared a two-yard touchdown pass from Will Levis in the fourth quarter for his first career score.
- Against Carolina (11/26), posted five tackles, including a sack, two additional tackles for loss, a fumble recovery and five quarterback pressures. Recovered a Bryce Young fumble after an eight-yard strip-sack by Arden Key in the second quarter. Stuffed Miles Sanders for a two-yard loss on a rush up the middle early in the third quarter. Stonewalled Sanders for a two-yard loss on a rush up the middle later in the third stanza. Dropped Bryce Young for a seven-yard sack in the third quarter.
- Against Indianapolis (12/3), registered two tackles and a quarterback pressure before leaving the game in the third quarter with an injury. Teamed with Kyle Peko to drop Zack Moss for a one-yard loss on a rush off left guard in the second quarter. Combined with Azeem Al-Shaair to stonewall Moss for no gain on a rush up the middle in the third quarter.

**2022 (15/15):** Named to his second consecutive Pro Bowl and selected second-team Associated Press All-Pro. Ranked second on the team with 7.5 sacks, nine tackles for loss and 43 quarterback pressures. Finished third on the squad with seven passes defended. Registered 53 tackles and a forced fumble. Was inactive for two contests. Led or tied for the team lead in sacks five times (vs. NYG, at WAS, vs. IND, at HOU, at GB). Led or tied for the team lead in quarterback pressures five times (vs. NYG, vs. LV, at WAS, at HOU, vs. JAX). Tied for the team lead in passes defended three times (at BUF, vs. LV, vs. JAX). Selected as a team captain by his teammates.

- Against N.Y. Giants (9/11), posted six tackles, two sacks, two additional stops for loss, a forced fumble while tying for the team lead with six quarterback pressures. Sacked Daniel Jones for a five-yard loss in the opening quarter. Strip-sacked Daniel Jones for a seven-yard loss and the fumble was recovered by Bud Dupree at the Giants' 44-yard line in the second stanza. Combined with David Long Jr. to stuff Saquon Barkley for a one-yard loss on a rush off right tackle in the third quarter. Burst through the line and dropped Barkley for a six-yard loss on a rush off right end in the final quarter.
- Against Las Vegas (9/25), notched two tackles, a team-high five quarterback pressures and a pass defended. Batted down a pass intended for Foster Moreau on third-and-nine in the third quarter. Teamed with David Long Jr. to stonewall Brandon Bolden for a two-yard loss on a screen pass late in the third stanza.
- At Indianapolis (10/2), tallied five tackles. Helped limit Jonathan Taylor to just 42 rushing yards on 20 carries in the victory. Combined with David Long Jr. to stuff Jonathan Taylor for a two-yard loss on a rush off right tackle early in the first quarter.
- At Washington (10/9), recorded five tackles, 1.5 sacks, a pass defended and a team-best seven quarterback pressures. Dropped Carson Wentz for a sack midway through the second quarter. Deflected a pass intended for Dyami Brown on third-and-four in the third quarter. Combined with Sam Okuayinonu to sack Wentz for an eight-yard loss in the fourth



quarter.

- Against Indianapolis (10/23), registered six tackles, including a sack, four quarterback pressures and two stops for loss. Stuffed Nyheim Hines for a two-yard loss on a rush up the middle in the second quarter. Ended a Colts' drive by sacking Matt Ryan for a nine-yard loss on third-and-10 late in the second quarter.
- At Houston (10/30), notched two tackles, including a sack, two stops for loss and a team-high five quarterback pressures. Produced a streak of three consecutive games with at least one sack for the first time in his career. Stonewalled Dameon Pierce for a three-yard loss on a rush off right guard in the opening quarter. Ended a Texans' drive by dropping Davis Mills for a 12-yard sack on third-and-five in the third stanza.
- At Kansas City (11/6), produced four tackles, two quarterback pressures and a pass defended. Teamed with Roger McCreary to stuff Clyde Edwards-Helaire for no gain on a rush off right tackle late in the first quarter. Stonewalled Isiah Pacheco for no gain on a rush off left tackle in the third quarter. Batted down a third-and-10 pass intended for Mecole Hardman late in the fourth quarter.
- At Green Bay (11/17), started at defensive tackle in his 50th career regular season game and registered five tackles, including a sack and a quarterback pressure. Dropped Aaron Rodgers for a 12-yard sack late in the fourth quarter. Joined Jevon Kearse (35) and Harold Landry III (20.5) as the franchise's only players since 1982, when individual sacks became an official statistic, to reach the 20-sack mark within their first 50 NFL games. Simmons is the club's first interior lineman to do so.
- Against Cincinnati (11/27), collected five tackles with a stop for loss. Stonewalled Samaje Perine for a five-yard loss on a short pass in the second quarter. Teamed with David Long Jr. to stuff Perine for no gain on a rush up the middle in the final stanza. Stopped Joe Burrow for no gain on a quarterback draw late in the fourth quarter.
- Against Jacksonville (12/11), tied for the team lead with three quarterback pressures and two passes defended. Ended a Jaguars' drive by batting down a pass intended for Evan Engram on third-and-five in the first quarter. Knocked down a pass intended for Dan Arnold in the third stanza.
- At L.A. Chargers (12/18), recorded seven tackles, including a sack and three quarterback pressures. Dropped Justin Herbert for a nine-yard sack in the first quarter. Teamed with DeMarcus Walker to stuff Austin Ekeler for no gain on a rush up the middle in the fourth quarter.
- Against Houston (12/24), notched four tackles and three quarterback pressures. Teamed with Teair Tart to stuff Royce Freeman for a one-yard loss on a rush up the middle in the fourth quarter.

**2021 (17/17, 1/1):** Named Associated Press second-team All-Pro and named to his first career Pro Bowl. Started all 17 games at defensive tackle and led the team with 58 quarterback pressures. Ranked second on the squad with 12 tackles for loss and third on the club with a career-best 8.5 sacks. Added 54 tackles and six passes defended. Started the postseason contest and registered eight tackles, including a team-high and franchise-postseason-record three sacks to go along with three quarterback pressures. Led or tied for the team lead in sacks five times (vs. ARI, at LAR, vs. NO, at HOU, vs. CIN). Led or tied for the team lead in quarterback pressures eight times (at SEA, vs. BUF, at IND, at LAR, vs. NO, vs. SF, vs. MIA, at HOU). Tied for the team lead in passes defended twice (vs. HOU, at PIT). Registered a career-high three sacks at L.A. Rams (11/7/21). Selected as a team captain by his teammates.

- Against Arizona (9/12), started at defensive tackle and collected five tackles, including a sack and two quarterback pressures. Stuffed Chase Edmonds for no gain on a rush up the middle early in the first stanza. Halted a Cardinals' drive by sacking Kyler Murray for a seven-yard loss on third-and-10 in the third quarter.
- At Seattle (9/19), started at defensive tackle and posted a half sack and a team-high four quarterback pressures. Halted a Seahawks' drive by combining with Denico Autry for a seven-yard sack of Russell Wilson on third-and-14 in the second quarter.
- Against Indianapolis (9/26), started at defensive tackle and tallied three tackles, three quarterback pressures and a pass defended. Batted down a pass at the line of scrimmage that was intended for Michael Pittman Jr.
- At Jacksonville (10/10), started at defensive tackle and compiled three tackles, including a stop for loss, three quarterback pressures and a pass defended. Stuffed James Robinson for a one-yard loss on a rush up the middle in the second quarter. Deflected a pass intended for Jamal Agnew in the second stanza.

- Against Buffalo (10/18), started at defensive tackle and registered five tackles, a sack and led the team with seven quarterback pressures. Dropped Josh Allen for a seven-yard sack midway through the fourth quarter. Sealed the victory by stonewalling Allen for no gain on a fourth-and-one quarterback sneak inside the Titans' five-yard line with less than 30 seconds remaining in the game. tackles, including a stop for loss, three quarterback pressures and a pass defended. Stuffed James Robinson for a one-yard loss on a rush up the middle in the second quarter. Deflected a pass intended for Jamal Agnew in the second stanza.
- Against Buffalo (10/18), started at defensive tackle and registered five tackles, a sack and led the team with seven quarterback pressures. Dropped Josh Allen for a seven-yard sack midway through the fourth quarter. Sealed the victory by stonewalling Allen for no gain on a fourth-and-one quarterback sneak inside the Titans' five-yard line with less than 30 seconds remaining in the game.
- At L.A. Rams (11/7), tallied six tackles, including a career-best three sacks, to go along with a career-high and team-best 10 quarterback pressures. Became the first Titans player with three sacks in a game since Dec. 21, 2008 (3.5, Jason Jones). Became the only Titans/Oilers player with three sacks in the first half of a game since individual sacks became an official NFL statistic in 1982. Sacked Matthew Stafford for a seven-yard loss on the Rams' opening drive. Pressured Stafford in the end zone resulting in an interception by David Long Jr. which was returned to the Rams' two-yard line in the second quarter. Halted a Rams' drive by dropping Stafford for a 10-yard sack on third-and-five in the second quarter. Notched his third sack of the evening by bringing down Stafford for a nine-yard loss late in the second stanza. Combined with Chris Jackson to stop Sony Michel for no gain on a rush off left tackle late in the third quarter.
- Against New Orleans (11/14), collected four tackles, including a team-high two sacks, a team-best three quarterback pressures to go along with a pass defended. Recorded multiple sacks in consecutive games for the first time in his career. Sacked Trevor Siemian for an eight-yard loss in the opening quarter. Registered his second consecutive multiple-sack game by dropping Siemian for four-yard loss late in the second quarter. Batted down a pass intended for Mark Ingram in the third stanza. Stuffed Ingram for no gain on a rush off right tackle in the fourth quarter.
- Against Jacksonville (12/12), posted three tackles, including a stop for loss, three quarterback pressures and a pass defended in the shutout victory. Stuffed James Robinson for a one-yard loss on a rush up the middle early in the third quarter. Combined with Rashaan Evans to stonewall Robinson for no gain on a rush off left tackle in the third stanza. Batted down a pass intended for Carlos Hyde in the final quarter.
- At Houston (1/9), compiled two tackles, including a sack and a team-best four quarterback pressures. Dropped Davis Mills for a nine-yard sack in the third quarter.
- Against Cincinnati (1/22), started at defensive tackle and posted eight tackles, including a team-best and franchise single-game postseason record three sacks to go along with three quarterback pressures. Sacked Joe Burrow for a 12-yard loss on third-and-14 late in the second quarter. Dropped Burrow for a six-yard sack early in the third quarter. Registered his third sack of the day and ended a Bengals' drive by dropping Burrow for a 10-yard loss on third-and-eight in the fourth quarter.

**2020 (15/15, 1/1):** Started 15 games at defensive tackle and finished second on the club with three sacks and 20 quarterback pressures. Tied for the NFL lead with three defensive fumble recoveries in 2020. Registered 49 tackles, including three stops for loss, five passes defended and a forced fumble. Missed one game on the reserve/COVID-19 list. Started the postseason contest at defensive tackle and collected three tackles, including a stop for loss. Led or tied for the team lead in sacks three times in 2020 (at MIN, vs. HOU, at IND). Led or tied for the team lead in quarterback pressures eight times in 2020 (at MIN, vs. HOU, vs. PIT, at CIN, at BAL, at IND, vs. CLE, at GB). Tied for the team lead in passes defended once in 2020 (vs. IND).

- At Denver (9/14), started at defensive tackle and collected four tackles and a fumble recovery. Gave the Titans offense great field position by recovering a Melvin Gordon III fumble that was forced by Kevin Byard at the Broncos' 23-yard line early in the second quarter. Finished off the Titans' goal-line stand in the second quarter by stuffing Jake Butt for no gain on a short pass on fourth down.
- Against Jacksonville (9/20), started at defensive tackle and posted three tackles and a pass defended. Sealed the victory by deflecting a Gardner Minshew II pass that was intercepted by Harold Landry III with 47 seconds remaining in the game.



- At Minnesota (9/27), started at defensive tackle and registered five tackles, including a sack and a team-best five quarterback pressures. Ended a Vikings' drive by dropping Kirk Cousins for a six-yard sack on third-and-eight in the first quarter.

- Against Houston (10/18), started at defensive tackle and produced six tackles, including a sack and two quarterback pressures. Teamed with DaQuan Jones to stuff David Johnson for a one-yard loss on a rush off left tackle in the first quarter. Combined with Rashaan Evans to stuff David Johnson for no gain on a goalline rush in the second quarter. Halted a Texans' drive by dropping Deshaun Watson for a 12-yard sack on third-and-eight in the fourth quarter. Made a critical play by batting down a two-point conversion attempt intended to Randall Cobb that would have made it a two-score game late in the fourth quarter.

- Against Pittsburgh (10/25), started at defensive tackle and registered three tackles, a team-high two quarterback pressures and a pass defended. Pounced on James Conner for a 10-yard loss after Ben Roethlisberger pitched him the ball in the first quarter. Stuffed Conner for no gain on a rush up the middle in the third stanza. Batted a Roethlisberger pass that was then intercepted by Jayon Brown late in the third quarter.

- Against Chicago (11/8), named AFC Defensive Player of the Week after starting at defensive tackle and tallying three tackles, a forced fumble, a fumble recovery and a pass defended. Forced a David Montgomery fumble that was scooped up by Desmond King II and returned 63 yards for a touchdown in the third quarter. Deflected a pass intended for Anthony Miller in the final stanza. Recovered a Miller fumble that was forced by Jayon Brown in the fourth quarter.

- At Indianapolis (11/29), started at defensive tackle and recorded four tackles, a sack, two quarterback pressures and a pass defended. Halted a Colts' drive by dropping Philip Rivers for a six-yard sack on third-and-six in the third quarter. Batted down a pass intended for T.Y. Hilton late in the third stanza. Stuffed Nyheim Hines for no gain on a rush up the middle late in the fourth quarter.

- Against Cleveland (12/6), started at defensive tackle and tallied a career-high seven tackles with a quarterback pressure. Combined with David Long Jr. to stuff Nick Chubb for no gain on a rush off left guard in the first quarter. Teamed with Rashaan Evans to stonewall Kareem Hunt for a one-yard loss on a rush up the middle in the opening stanza. Stopped Hunt for no gain on a rush off right tackle in the second quarter.

- Against Detroit (12/20), started at defensive tackle and produced two tackles, two quarterback pressures and a fumble recovery. Recovered a T.J. Hockenson fumble that was forced by Derick Roberson in the third quarter.

- Against Baltimore (1/10), started at defensive tackle and posted three tackles and a stop for a loss. Stuffed Lamar Jackson for a one-yard loss on a rush up the middle in the third quarter.

**2019 (9/7, 3/0):** Played in nine games with seven starts during his rookie campaign and collected 40 tackles, two sacks, 14 quarterback pressures, two tackles for loss and a pass defended. Spent the first six weeks of the season on the non-football injury list. Saw action in all three postseason contests and notched four tackles, three quarterback pressures and a fumble recovery. Led or tied for the team lead in sacks twice (vs. LAC, at OAK). Tied for the team lead in quarterback pressures once (at HOU). Saw action in his first career game and registered his first career sack against the L.A. Chargers (10/20/19). Made his first career start against Tampa Bay (10/27/19).

- Against L.A. Chargers (10/20), made his NFL debut as a reserve at defensive end and posted six tackles, including a sack, a stop for loss and two quarterback pressures. Teamed with Harold Landry to stonewall Melvin Gordon for a one-yard loss on a rush off right tackle in the opening quarter. Collected his first career sack by dropping Philip Rivers for a three-yard loss in the third quarter. Combined with Rashaan Evans to stop Gordon for no gain on first-and-goal during the final goal-line stand.

- Against Tampa Bay (10/27), notched his first career NFL start at defensive end and tallied four tackles and two quarterback pressures. Stonewalled Peyton Barber for no gain on a first-and-goal rush off right guard in the first quarter.

- At L.A. Rams (11/7), tallied six tackles, including a career-best three sacks, to go along with a career-high and team-best 10 quarterback pressures. Became the first Titans player with three sacks in a game since Dec. 21, 2008 (3.5, Jason Jones). Became the only Titans/Oilers player with three sacks in the first half of a game since individual sacks became an official NFL statistic in 1982. Sacked Matthew Stafford for a seven-yard loss on the Rams' opening drive. Pressured Stafford in

the end zone resulting in an interception by David Long Jr. which was returned to the Rams' two-yard line in the second quarter. Halted a Rams' drive by dropping Stafford for a 10-yard sack on third-and-five in the second quarter. Notched his third sack of the evening by bringing down Stafford for a nine-yard loss late in the second stanza. Combined with Chris Jackson to stop Sony Michel for no gain on a rush off left tackle late in the third quarter.

- At Indianapolis (12/1), started at defensive end and posted five tackles and three quarterback pressures. Teamed with Kamalei Correa to stuff Jonathan Williams for a two-yard loss on a rush off left end in the opening quarter.

- At Oakland (12/8), started at defensive end and amassed five tackles, including a sack and a stop for loss. Stuffed DeAndré Washington for a two-yard loss on a rush off left end late in the first quarter. Halted a Raiders' drive by sacking Derek Carr for a four-yard loss on third-and-two in the third quarter.

- Against Houston (12/15), started at defensive end and totaled four tackles, two quarterback pressures and a pass defended. Halted a potential Texans' scoring drive by deflecting a Deshaun Watson pass at the line of scrimmage that was then intercepted by Jayon Brown in the end zone.

- At Houston (12/29), played as a reserve on the defensive front and recorded three tackles and three quarterback pressures.

- At New England (1/4), saw action as a reserve on the defensive front in his first career postseason contest and posted two tackles and a quarterback pressure.

- At Baltimore (1/11), played as a reserve at defensive end and recorded two tackles, a fumble recovery and two quarterback pressures. Set up the Titans' final touchdown by recovering a Lamar Jackson fumble after a Jurrell Casey strip-sack midway through the third quarter.

#### COLLEGE:

- During a three-year career as a defensive tackle at Mississippi State, Simmons appeared in 38 contests with 28 starts. He finished his career ranked sixth in school history with 32.5 in tackles for loss. He also tied for sixth in MSU annals with five forced fumbles and tied for fourth with three blocked kicks. His totals also included 163 tackles, seven sacks, seven passes defended and two defensive touchdowns. He was one of two players in the nation to be named a Bednarik Award Semifinalist in both 2017 and 2018.

- As a junior (2018), appeared in 13 games with 12 starts. Led the team and ranked fourth in the SEC with 17 tackles for loss, which made up the third-highest total in school history. Tied for second in the SEC among defensive linemen with 63 total tackles and added a pair of sacks, one forced fumble and four passes defended. Collected two or more tackles for loss in six different games and had at least one in nine contests. Named a Bednarik Award Semifinalist and won the 2018 Conerly Trophy by the Mississippi Sports Hall of Fame and Museum as the top player in Mississippi. Also named second team All-American (AP, The Athletic) and first team All-SEC (AP, Coaches).

- As a sophomore (2017), started all 13 games and tallied 60 tackles, five sacks, 12 tackles for loss, 41 quarterback pressures, two forced fumbles, two fumble recoveries and one pass defended. With three total blocked kicks and punts, became the first SEC player since 2004 to lead the nation in the category. Named first team All-SEC (AP, Coaches, PFF) and was a Bednarik Award Semifinalist. Added 2017 SEC Academic Honor Roll recognition.

- As a freshman (2016), played in 12 games with three starts at defensive tackle and finished with 40 tackles, 3.5 tackles for loss and four quarterback hurries. Led all SEC freshman and tied for the team lead with two forced fumbles. Became the first MSU defensive lineman to earn Freshman All-SEC honors since Chris Jones in 2013. Named to the SEC First-Year Academic Honor Roll.

- Majored in human development at Mississippi State.

#### PERSONAL:

- Has a son, Jeffery Jr.

- Attended Noxubee County (Macon, Miss.) High School, where he was named the nation's No. 10 overall player and the No. 2 defensive end by Scout.com. Named a five-star prospect by Rivals.com and Scout.com and a four-star prospect by 247Sports.com and ESPN.com. Named the top-rated player in Mississippi by Rivals.com and 247Sports.com.

- As a high school senior in 2015, helped Noxubee County win its second

straight MHSAA Class 4A State Championship with a 12-4 overall record. Finished second on the team with 105 tackles. Led the Tigers with 20.5 tackles for loss, 18.5 sacks, 21 quarterback hurries, three blocked field goals and two blocked punts. Also forced two fumbles, recovered two fumbles, broke up five passes and recorded an interception.

- His mother is Brenda Bradley. He has one brother, Dylan, and two sisters, Brooke and Ashley.

- List of favorites: (movie) "The Blind Side"; (TV show) "Martin"; (song on your pregame playlist) "The Man" by Aloe Blacc; (meal) chicken alfredo; (dessert) Pecan Pie; and (sports team as a child) L.A. Lakers with Kobe Bryant.

- Follow Simmons on X at @grindsimmons94 and on Instagram at @jsimmons\_94.

- Born Jeffery Bernard Simmons Jr. on July 28, 1997, in Lasalle, La.

# JEFFERY SIMMONS' GAME-BY-GAME

## 2019 Tennessee Titans

Date	Opp	W/L	P/S	Tot Solo	Asst	Sk	- Yds	QBP	TFL	Int - Yds	-TD	PD	FF	FR - Yds	SpT
Sept 8	@ Cle	W	NFI												
Sept 15	Ind	L	NFI												
Sept 19	@ Jax	L	NFI												
Sept 29	@ Atl	W	NFI												
Oct 6	Buf	L	NFI												
Oct 13	@ Den	L	NFI												
Oct 20	LAC	W	p	6	5	1	1.0	3.0	2	1	0	0	0	0	0
Oct 27	TB	W	S	4	3	1	0.0	0.0	2	0	0	0	0	0	0
Nov 3	@ Car	L	S	4	1	3	0.0	0.0	1	0	0	0	0	0	0
Nov 10	KC	W	S	3	1	2	0.0	0.0	1	0	0	0	0	0	0
Nov 24	Jax	W	S	6	3	3	0.0	0.0	0	0	0	0	0	0	0
Dec 1	@ Ind	W	S	5	3	2	0.0	0.0	3	0	0	0	0	0	0
Dec 8	@ Oak	W	S	5	4	1	1.0	4.0	0	1	0	0	0	0	0
Dec 15	Hou	L	S	4	3	1	0.0	0.0	2	0	0	0	1	0	0
Dec 22	NO	L	IA												
Dec 29	@ Hou	W	p	3	2	1	0.0	0.0	3	0	0	0	0	0	0
<b>Totals</b>		<b>9-7</b>	<b>9/7</b>	<b>40</b>	<b>25</b>	<b>15</b>	<b>2.0</b>	<b>7.0</b>	<b>14</b>	<b>2</b>	<b>0</b>	<b>0</b>	<b>1</b>	<b>0</b>	<b>0</b>

### Playoffs

Jan 4	@ NE	W	p	2	1	1	0.0	0.0	1	0	0	0	0	1	0
Jan 11	@ Bal	W	p	2	2	0	0.0	0.0	2	0	0	0	0	1	0
Jan 19	@ KC	L	p	0	0	0	0.0	0.0	0	0	0	0	0	0	0
<b>Totals</b>		<b>2-1</b>	<b>3/0</b>	<b>4</b>	<b>3</b>	<b>1</b>	<b>0.0</b>	<b>0.0</b>	<b>3</b>	<b>0</b>	<b>0</b>	<b>0</b>	<b>0</b>	<b>1</b>	<b>0</b>

## 2020 Tennessee Titans

Date	Opp	W/L	P/S	Tot Solo	Asst	Sk	- Yds	QBP	TFL	Int - Yds	-TD	PD	FF	FR - Yds	SpT
Sept 14	@ Den	W	S	4	3	1	0.0	0.0	0	0	0	0	0	1	0
Sept 20	Jax	W	S	3	0	3	0.0	0.0	0	0	0	0	1	0	0
Sept 27	@ Min	W	S	5	3	2	1.0	6.0	5	1	0	0	0	0	0
Oct 13	Buf	W	R/C												
Oct 18	Hou	W	S	6	4	2	1.0	12.0	2	1	0	0	0	0	0
Oct 25	Pit	L	S	3	1	2	0.0	0.0	2	0	0	0	1	0	0
Nov 1	@ Cin	L	S	4	2	2	0.0	0.0	1	0	0	0	0	0	0
Nov 8	Chi	W	S	3	3	0	0.0	0.0	0	0	0	0	1	1	0
Nov 12	Ind	L	S	2	0	2	0.0	0.0	0	0	0	0	1	0	0
Nov 22	@ Bal	W	S	3	1	2	0.0	0.0	1	0	0	0	0	0	0
Nov 29	@ Ind	W	S	4	2	2	1.0	6.0	2	1	0	0	1	0	0
Dec 6	Cle	L	S	7	3	4	0.0	0.0	1	0	0	0	0	0	0
Dec 13	@ Jax	W	S	1	1	0	0.0	0.0	1	0	0	0	0	0	0
Dec 20	Det	W	S	2	0	2	0.0	0.0	2	0	0	0	0	1	0
Dec 27	@ GB	L	S	2	1	1	0.0	0.0	1	0	0	0	0	0	0
Jan 3	@ Hou	W	S	0	0	0	0.0	0.0	2	0	0	0	0	0	0
<b>Totals</b>		<b>11-5</b>	<b>15/15</b>	<b>49</b>	<b>24</b>	<b>25</b>	<b>3.0</b>	<b>24.0</b>	<b>20</b>	<b>3</b>	<b>0</b>	<b>0</b>	<b>5</b>	<b>1</b>	<b>3</b>

### Playoffs

Jan 10	Bal	L	S	3	2	1	0.0	0.0	0	1	0	0	0	0	0
<b>Totals</b>		<b>0-1</b>	<b>1/1</b>	<b>3</b>	<b>2</b>	<b>1</b>	<b>0.0</b>	<b>0.0</b>	<b>0</b>	<b>1</b>	<b>0</b>	<b>0</b>	<b>0</b>	<b>0</b>	<b>0</b>

## 2021 Tennessee Titans

Date	Opp	W/L	P/S	Tot Solo	Asst	Sk	- Yds	QBP	TFL	Int - Yds	-TD	PD	FF	FR - Yds	SpT
Sept 12	Ari	L	S	5	5	0	1.0	7.0	2	1	0	0	0	0	0
Sept 19	@ Sea	W	S	1	0	1	0.5	3.5	4	0	0	0	0	0	0
Sept 26	Ind	W	S	3	2	1	0.0	0.0	3	0	0	0	1	0	0
Oct 3	@ NYJ	L	S	4	4	0	0.0	0.0	2	1	0	0	0	0	0
Oct 10	@ Jax	W	S	3	3	0	0.0	0.0	3	1	0	0	1	0	0
Oct 18	Buf	W	S	5	3	2	1.0	7.0	7	1	0	0	0	0	0
Oct 24	KC	W	S	2	1	1	0.0	0.0	4	0	0	0	0	0	0
Oct 31	@ Ind	W	S	1	1	0	0.0	0.0	6	0	0	0	0	0	0
Nov 7	@ LAR	W	S	6	3	3	3.0	26.0	10	3	0	0	0	0	0
Nov 14	NO	W	S	4	4	0	2.0	12.0	3	2	0	0	1	0	0
Nov 21	Hou	L	S	5	4	1	0.0	0.0	0	1	0	0	1	0	0
Nov 28	@ NE	L	S	6	4	2	0.0	0.0	0	0	0	0	0	0	0
Dec 12	Jax	W	S	3	3	0	0.0	0.0	3	1	0	0	1	0	0
Dec 19	@ Pit	L	S	1	1	0	0.0	0.0	1	0	0	0	1	0	0
Dec 23	SF	W	S	2	2	0	0.0	0.0	4	0	0	0	0	0	0
Jan 2	Mia	W	S	1	1	0	0.0	0.0	2	0	0	0	0	0	0
Jan 9	@ Hou	W	S	2	1	1	1.0	9.0	4	1	0	0	0	0	0
<b>Totals</b>		<b>12-5</b>	<b>17/17</b>	<b>54</b>	<b>42</b>	<b>12</b>	<b>8.5</b>	<b>64.5</b>	<b>58</b>	<b>12</b>	<b>0</b>	<b>0</b>	<b>6</b>	<b>0</b>	<b>0</b>

### Playoffs

Jan 22	Cin	L	S	8	7	1	3.0	28.0	3	3	0	0	0	0	0
<b>Totals</b>		<b>0-1</b>	<b>1/1</b>	<b>8</b>	<b>7</b>	<b>1</b>	<b>3.0</b>	<b>28.0</b>	<b>3</b>	<b>3</b>	<b>0</b>	<b>0</b>	<b>0</b>	<b>0</b>	<b>0</b>

## 2022 Tennessee Titans

Date	Opp	W/L	P/S	Tot Solo	Asst	Sk	- Yds	QBP	TFL	Int - Yds	-TD	PD	FF	FR - Yds	SpT
Sept 11	NYG	L	S	6	4	2	2.0	19.0	6	2	0	0	0	1	0
Sept 19	@ Buf	L	S	0	0	0	0.0	0.0	2	0	0	0	0	1	0
Sept 25	LV	W	S	2	0	2	0.0	0.0	5	0	0	0	0	1	0
Oct 2	@ Ind	W	S	5	1	4	0.0	0.0	0	0	0	0	0	0	0
Oct 9	@ Was	W	S	5	3	2	1.5	4.0	7	0	0	0	0	1	0
Oct 23	Ind	W	S	6	3	3	1.0	9.0	4	2	0	0	0	0	0
Oct 30	@ Hou	W	S	2	2	0	1.0	12.0	5	2	0	0	0	0	0
Nov 6	@ KC	L	S	4	3	1	0.0	0.0	2	0	0	0	0	1	0
Nov 13	Den	W	IA												
Nov 17	@ GB	W	S	5	1	4	1.0	12.0	1	1	0	0	0	0	0
Nov 27	Cin	L	S	6	3	3	0.0	0.0	0	1	0	0	0	0	0
Dec 4	@ Phi	L	S	1	0	1	0.0	0.0	0	0	0	0	0	1	0
Dec 11	Jax	L	S	0	0	0	0.0	0.0	3	0	0	0	0	2	0
Dec 18	@ LAC	L	S	7	3	4	1.0	9.0	3	1	0	0	0	0	0
Dec 24	Hou	L	S	4	1	3	0.0	0.0	3	0	0	0	0	0	0
Dec 29	Dal	L	IA												
Jan 7	@ Jax	L	S	1	1	0	0.0	0.0	2	0	0	0	0	0	0
<b>Totals</b>		<b>7-10</b>	<b>15/15</b>	<b>54</b>	<b>25</b>	<b>29</b>	<b>7.5</b>	<b>65.0</b>	<b>43</b>	<b>9</b>	<b>0</b>	<b>0</b>	<b>7</b>	<b>1</b>	<b>0</b>

## 2023 Tennessee Titans

Date	Opp	W/L	P/S	Tot Solo	Asst	Sk	- Yds	QBP	TFL	Int - Yds	-TD	PD	FF	FR - Yds	SpT
Sept 10	@ NO	L	S	5	3	2	1.0	3.0	3	2	0	0	0	0	0
Sept 17	LAC	W	S	5	2	3	1.0	9.0	4	1	0	0	0	0	0
Sept 24	@ Cle	L	S	2	2	0	0.0	0.0	4	0	0	0	0	0	0
Oct 1	Cin	W	S	2	1	1	0.5	4.0	5	0	0	0	0	0	0
Oct 8	@ Ind	L	S	3	1	2	0.0	0.0	3	0	0	0	0	0	0
Oct 15	Bal	L	S	2	2	0	0.0	0.0	2	0	0	0	0	0	0
Oct 29	Atl	W	S	5	5	0	2.0	14.0	6	2	0	0	0	1	0
Nov 2	@ Pit	L	S	7	4	3	0.0	0.0	1	1	0	0	0	0	0
Nov 12	@ TB	L	S	4	2	2	0.0	0.0	2	0	0	0	1	0	0
Nov 19	@ Jax	L	S	2	2	0	0.0	0.0	2	1	0	0	0	0	0
Nov 26	Car	W	S	5	5	0	1.0	7.0	5	3	0	0	0	1	2
Dec 3	Ind	L	S	2	1	1	0.0	0.0	1	0	0	0	0	0	0
Dec 11	@ Mia	W	IA												
Dec 17	Hou	L	IA												
Dec 24	Sea														
Dec 31	@ Hou														
Jan 7	Jax														
<b>Totals</b>		<b>5-9</b>	<b>12/12</b>	<b>44</b>	<b>30</b>	<b>14</b>	<b>5.5</b>	<b>37.0</b>	<b>38</b>	<b>10</b>	<b>0</b>	<b>0</b>	<b>1</b>	<b>1</b>	<b>2</b>

Placed on injured reserve on Dec. 23

## 2024 Tennessee Titans

Date	Opp	W/L	P/S	Tot Solo	Asst	Sk	- Yds	QBP	TFL	Int - Yds	-TD	PD	FF	FR - Yds	SpT
Sept 8	@ Chi	L	S	2	1	1	0.0	0.0	0	1	0	0	0	0	0
Sept 15	NYJ	L	S	5	3	2	0.0	0.0	0	0	0	0	0	0	0
Sept 22	GB	L	S	5	2	3	1.0	2.0	1	1	0	0	0		



## JEFFERY SIMMONS' NFL STATISTICS

REGULAR SEASON		TACKLES									INTERCEPTIONS					FUMBLES			
Year	Team	GP	GS	Tot	Solo	Asst	Sk	Yds	QBP	TFL	No	Yds	Lg	TD	PD	FF	FR	Yds	SpT
2019	Tennessee	9	7	40	25	15	2.0	7.0	14	2	0	0	0	0	1	0	0	0	0
2020	Tennessee	15	15	49	24	25	3.0	24.0	20	3	0	0	0	0	5	1	3	0	0
2021	Tennessee	17	17	54	42	12	8.5	64.5	58	12	0	0	0	0	6	0	0	0	0
2022	Tennessee	15	15	54	25	29	7.5	65.0	43	9	0	0	0	0	7	1	0	0	0
2023	Tennessee	12	12	44	30	14	5.5	37.0	38	10	0	0	0	0	1	1	1	2	0
2024	Tennessee	15	15	72	40	32	5.0	35.0	40	11	0	0	0	0	4	2	2	0	0
<b>NFL Totals</b>		<b>83</b>	<b>81</b>	<b>312</b>	<b>186</b>	<b>126</b>	<b>31.5</b>	<b>232.5</b>	<b>213</b>	<b>48</b>	<b>0</b>	<b>0</b>	<b>0</b>	<b>0</b>	<b>24</b>	<b>5</b>	<b>6</b>	<b>2</b>	<b>0</b>

PLAYOFFS		TACKLES									INTERCEPTIONS					FUMBLES			
Year	Team	GP	GS	Tot	Solo	Asst	Sk	Yds	QBP	TFL	No	Yds	Lg	TD	PD	FF	FR	Yds	SpT
2019	Tennessee	3	0	4	3	1	0.0	0.0	3	0	0	0	0	0	0	0	1	0	0
2020	Tennessee	1	1	3	2	1	0.0	0.0	0	1	0	0	0	0	0	0	0	0	0
2021	Tennessee	1	1	8	7	1	3.0	28.0	3	3	0	0	0	0	0	0	0	0	0
<b>NFL Totals</b>		<b>5</b>	<b>2</b>	<b>15</b>	<b>12</b>	<b>3</b>	<b>3.0</b>	<b>28.0</b>	<b>6</b>	<b>4</b>	<b>0</b>	<b>0</b>	<b>0</b>	<b>0</b>	<b>0</b>	<b>0</b>	<b>1</b>	<b>0</b>	<b>0</b>

### Single-Game Highs

Tackles - **9 (Twice, last at Indianapolis 12/1/24)**  
 Sacks - 3 at L.A. Rams (11/7/21)  
 Quarterback Pressures - 10 at L.A. Rams (11/7/21)  
 Tackles For Loss - 3 (Twice, last vs. Carolina 11/26/23)  
 Fumble Recovery - **1 (Six times, last vs. Minnesota 11/17/24)**  
 Forced Fumbles - **1 (Five times, last vs. Minnesota 11/17/24)**  
 Passes Defensed - 2 vs. Jacksonville (12/11/22)

### Additional Statistics

Receptions - 1 for 2-yard touchdown at Jacksonville (11/19/23)

### Playoff Single-Game Highs

Tackles - 8 vs. Cincinnati (1/22/22)  
 Sacks - 3 vs. Cincinnati (1/22/22)  
 Quarterback Pressures - 3 vs. Cincinnati (1/22/22)  
 Fumble Recovery - 1 at Baltimore (1/11/20)

# 77 PETER SKORONSKI

OFFENSIVE LINEMAN • 6'4" • 313 LBS

COLLEGE: NORTHWESTERN • ACQUIRED: 1ST ROUND - 2023

NFL EXPERIENCE (NFL/TITANS): 2/2 • HOMETOWN: PARK RIDGE, ILL.

GAMES PLAYED/GAMES STARTED: 30/30 (PLAYOFFS: 0/0)



**PRO:** The Titans selected Northwestern's Peter Skoronski with the 11th overall pick in the 2023 NFL Draft. The 6-foot-4-inch, 313-pound offensive lineman brings outstanding technique, athleticism and physicality to his position. While he was a three-year starter at left tackle, he possessed the versatility to make the move inside to guard, where he started 14 games as a rookie. A native of Park Ridge, Ill., Skoronski did not miss a game or a start in his three seasons at Northwestern, appearing in 33 contests at left tackle.

## CAREER HIGHLIGHTS:

- In 2022, Skoronski's third and final season at Northwestern, he became the first unanimous first-team All-American in program history after starting all 12 games at left tackle.

## TITANS TIDBITS:

- His grandfather, Bob Skoronski, was a left tackle for the Green Bay Packers, playing nine total seasons with the franchise. He missed two seasons while serving in the U.S. Air Force. He was a permanent offensive captain for the Packers under Vince Lombardi from 1964 to 1968 and played on five NFL championship teams. In 1976, he was inducted into the Packers Hall of Fame.
- Among all offensive linemen at the 2023 NFL Scouting Combine, Skoronski placed second in the vertical jump (34.50 inches), second in the broad jump (9 feet 7 inches), fifth in the bench press (30 reps) and ninth in the 10-yard split (1.75 seconds).
- Has a black lab named Slim.
- Minored in history in college and considers himself a "history nerd."
- Enjoys country music and names Luke Combs, Tim McGraw and Darius Rucker among his favorites.
- Fan of the TV show "The Office."

## CAREER TRANSACTIONS:

- The Park Ridge, Ill., native was selected by the Titans in the first round (11th overall) of the 2023 NFL Draft.

## SEASON RECAPS:

### 2024 (16/16):

- At Chicago (9/8), started at left guard and helped open holes for Titans' ball carriers to gain 140 rushing yards on 26 carries with a touchdown.
- Against N.Y. Jets (9/15), started at left guard.
- Against Green Bay (9/22), started at left guard.
- At Miami (9/30), started at left guard and cleared the way for Titans' rushers to gain 142 yards on the ground with a pair of rushing scores.
- Against Indianapolis (10/13), started at left guard and was a member of an offensive front that did not allow a sack on 27 pass attempts.
- At Buffalo (10/20), started at left guard.
- At Detroit (10/27), started at left guard and helped open holes for Titans' rushers to gain 158 yards on the ground.
- Against New England (11/3), started at left guard and helped pave the way for Titans' ball carriers to amass 167 yards on the ground.
- At L.A. Chargers (11/10), started at left guard.
- Against Minnesota (11/17), started at left guard.
- At Houston (11/24), started at left guard and blocked for an offense that amassed 369 total yards, including 132 yards on the ground.
- At Washington (12/1), started at left guard.
- Against Jacksonville (12/8), started at left guard.
- Against Cincinnati (12/15), started at left guard.
- At Indianapolis (12/22), started at left guard.
- At Jacksonville (12/29), started at left guard.

**2023 (14/14):** Started 14 games at left guard as a rookie and helped open holes for Derrick Henry to finish second in the NFL with 1,167 rushing yards. Was inactive for three contests. Made his NFL debut and his first career start at New Orleans (9/10/23).

- At New Orleans (9/10), started at left guard in his first career NFL contest.
- At Indianapolis (10/8), returned to the lineup as a starter at left guard and was a part of an offensive line that allowed just one sack on 35 pass attempts.
- Against Atlanta (10/29), started at left guard and protected for an offensive unit that accumulated 375 total yards, including a 101-yard rushing performance by Derrick Henry. Helped give rookie quarterback Will Levis time to amass 238 passing yards with four touchdown tosses in his first career start.
- Against Indianapolis (12/3), started at left guard and helped open holes for Titans' ball carriers to gain 177 yards on the ground, including 102 yards and two rushing scores from Derrick Henry.
- At Miami (12/11), started at left guard and protected for an offense that amassed a season-best 403 total yards, including a career-high 327 passing yards for Will Levis.
- Against Seattle (12/24), started at left guard and helped open holes for Titans' rushers to gain 162 yards on the ground.
- Against Jacksonville (1/7), started at left guard and helped block for Titans' ball carriers to gain 175 yards on the ground, including a season-high 153 rushing yards by Derrick Henry.

## COLLEGE:

- Skoronski started all 33 games at left tackle during his career at Northwestern without missing a game. He earned second-team All-Big Ten honors as a freshman and first-team recognition in each of the next two seasons. He became the first offensive lineman in program history to earn two All-Big Ten first-team awards. He became Northwestern's highest draft selection since guard Chris Hinton went to Denver with the fourth pick in 1983, and he was the 11th player in program history to be picked in the first round.
- As a junior (2022), named the Rimington-Pace Big Ten Offensive Lineman of the Year—the first ever by a Northwestern lineman—after starting all 12 games at left tackle. He was the first player in school history to become a unanimous first-team All-American and was named first-team All-Big Ten by coaches and media. He finished as a finalist for the 2022 Outland Trophy, recognizing nation's best college interior lineman on both offense and defense. He finished the season with PFF's highest pass-blocking grade in the country at 93.0 after allowing six pressures on 480 pass-blocking snaps. His 79.1 PFF run-blocking grade placed fifth among all qualifying Power 5 tackles.
- As a sophomore (2021), started all 12 games at left tackle and helped pave the way for Evan Hull's 1,000-yard rushing season. He was named first-team All-Big Ten by the league's coaches and second-team All-Big Ten by the media.
- As a true freshman (2020), started all nine contests during a COVID-19 shortened campaign and anchored the left side of a line that helped the Wildcats make a 2020 Big Ten Championship Game appearance. He was named second-team All-Big Ten. Additionally, he earned True Freshman All-American recognition by 247Sports as the highest-graded true first-year performer in the Big Ten among all positions. He helped pave the way for 16 rushing touchdowns and a 162.8 rushing yards per game average and helped the offensive line allow only 1.29 sacks per game in the Big Ten regular season, the third fewest in the conference.
- Majored in economics at Northwestern.

## PERSONAL:

- Attended Maine South (Park Ridge, Ill.) High School, where he was a four-star prospect, the No. 4 center nationally and the No. 2 player in Illinois, according to 247Sports. He was a three-year letter winner and 2019 team captain who recorded 173 pancakes in three seasons with the Hawks.
- Earned All-State honors in 2018 and 2019 and was a three-time All-Conference and All-Area selection.
- Led Maine South to back-to-back-to-back CSL conference championships and was a member of the 2016 state champion team.
- Lettered three times in basketball and three times in track and field (shot put and discus) and was a National Honor Society member.
- Parents are Anne and Bob.
- Siblings are Elizabeth and Robbie.
- Follow Skoronski on X at @pskoronski and on Instagram at @peterskoronski.

- Born Peter Joseph Skoronski on July 31, 2001 in Chicago, Ill.

## PETER SKORONSKI'S NFL STATISTICS

### REGULAR SEASON

Year	Team	GP	GS
2023	Tennessee	14	14
2024	Tennessee	16	16
<b>NFL Totals</b>		<b>30</b>	<b>30</b>

### Starts Breakdown:

2023 - LG 14; 2024 - LG 16

### Additional Career Statistics

[Tackles - 1 \(2024\)](#)



# 2 TYJAE SPEARS

RUNNING BACK • 5'11" • 195 LBS

COLLEGE: TULANE • ACQUIRED: 3RD ROUND - 2023

NFL EXPERIENCE (NFL/TITANS): 2/2 • HOMETOWN: PONCHATOULA, LA.

GAMES PLAYED/GAMES STARTED: 29/2 (PLAYOFFS: 0/0)



**PRO:** The Titans selected Tyjae Spears in the third round of the 2023 NFL Draft. The 5-foot-11-inch, 195-pounder is a dynamic and explosive running back with superb instincts and the ability to play on all downs on offense and contribute in the return game. As a rookie, Spears appeared in all 17 games and accumulated 838 scrimmage yards to rank seventh in franchise history among rookie running backs. His totals included 453 yards and two touchdowns on the ground and 385 receiving yards and a score as a receiver. The Ponchatoula, La., native spent four years at Tulane (2019-22) prior to entering the NFL. Chosen by the Titans with the 81st overall draft pick, he became the highest pick from Tulane since running back Matt Forte in 2008 (44th overall by Chicago).

## CAREER HIGHLIGHTS:

- As a rookie in 2023, Spears carried the ball 100 times for 453 yards and two touchdowns, and he added 52 receptions for 385 yards and one score. His 838 scrimmage yards ranked seventh in franchise history among rookie running backs, and the total also placed fourth among rookie running backs in 2023 behind Atlanta's Bijan Robinson, Detroit's Jahmyr Gibbs and Miami's De'Von Achane.
- Spears' 20 total third-down conversions in 2023, which included 11 receptions and nine rushing attempts, led all NFL running backs, including rookies and veterans.
- With 52 receptions in 2023, Spears became the franchise's first rookie running back with at least 50 receptions since Sid Blanks in 1964 (56).
- During his final season at Tulane in 2022, Spears ranked fifth in the FBS with 1,581 rushing yards, and his 21 total touchdowns (19 rushing, two receiving) tied for the most in the nation. His 19 rushing touchdowns tied for third in the country. He was named the American Athletic Conference Offensive Player of the Year.

## TITANS TIDBITS:

- In the sixth round of the 2024 NFL Draft, the Titans selected one of Spears' best friends and his former college roommate, Tulane wide receiver Jha'Quan Jackson. Spears was with Jackson when he received the phone call from general manager Ran Carthon during the draft.
- Spears has worked with a non-profit organization in New Orleans called Son of a Saint, which provides "mentorship, education, recreation, camaraderie, cultural enrichment, emotional support and helping to fill the void for dozens of fatherless young men."
- Growing up on the New Orleans area, his favorite player was former Saints running back Reggie Bush.
- Spears is one of nine children in his family (five brothers and three sisters).
- His first job as a teenager was working at Walmart.

## CAREER TRANSACTIONS:

- The Ponchatoula, La., native was selected by the Titans in the third round (81st overall) of the 2023 NFL Draft.

## SEASON RECAPS:

- 2024 (12/1):** Has led the team in rushing yards twice in 2024 (at LAC, at JAX). Has led or tied for the team in receptions twice in 2024 (at CHI, at MIA). Has led the team in receiving yards once in 2024 (vs. CIN).
- At Chicago (9/8), played as a reserve at running back and rushed four times for 21 yards. Led the team with four receptions for 11 yards. Extended the Titans' second touchdown drive with a five-yard run on third-and-one in the second quarter.
  - Against N.Y. Jets (9/15), carried the ball six times for 20 yards, hauled in two receptions for 11 yards and returned one kickoff for 22 yards before

leaving the game late in the second quarter with an injury.

- Against Green Bay (9/22), rushed twice for seven yards and caught four passes for 54 yards. Kickstarted the Titans' second touchdown drive with a 29-yard catch-and-run reception on a screen in the third quarter.
- At Miami (9/30), played as a reserve at running back and rushed 15 times for 39 yards with a touchdown. Caught two passes out of the backfield. Increased the Titans' lead to 16-6 with a seven-yard touchdown run off a direct snap in the third quarter.
- Against Indianapolis (10/13), saw action as a reserve at running back and rushed six times for 27 yards before leaving the game late in the first half with an injury.
- At Buffalo (10/20), was inactive.
- At Detroit (10/27), was inactive.
- Against New England (11/3), was inactive.
- At L.A. Chargers (11/10), returned to the lineup as a reserve at running back and led the team with 47 rushing yards on seven carries. Hauled in three receptions.
- Against Minnesota (11/17), played as a reserve at running back and grabbed two receptions for eight yards.
- At Houston (11/24), was inactive.
- At Washington (12/1), carried the ball once for three yards and returned one kickoff for 29 yards.
- Against Jacksonville (12/8), played as a reserve at running back and carried the ball six times for 21 yards to go along with a two-yard reception.
- Against Cincinnati (12/15), saw action as a reserve at running back and led the team with 87 receiving yards on six catches with a touchdown. Carried the ball four times for five yards with a rushing score. Logged his second career game with a rushing touchdown and a receiving touchdown. Returned one kickoff for 20 yards. Gave the Titans a 14-7 lead with a one-yard touchdown run in the opening quarter. Hauled in a 17-yard touchdown reception from Mason Rudolph in the fourth quarter. Helped set up the Titans' final touchdown with a 43-yard catch-and-run reception on third-and-seven late in the final stanza.
- At Indianapolis (12/22), rushed 10 times for 27 yards with a career-best two rushing scores. Registered his first career game with multiple rushing touchdowns. Snared three passes for 39 yards. Returned two kickoffs for 69 yards with a career-long 42-yard return. Scored on an 11-yard touchdown run on a third-and-one play late in the third quarter. Made it a one-score game with a two-yard touchdown run late in the final stanza.
- At Jacksonville (12/29), made his first start of the season at running back and carried the ball a career-high 20 times for a career-best 95 yards before leaving the game in the third quarter with an injury. Grabbed three passes for eight yards. Kept the Titans' touchdown drive alive with a two-yard run on third-and-two in the third quarter.

**2023 (17/1):** Played in all 17 games with a start at running back as a rookie and rushed 100 times for 453 yards with two touchdowns. Ranked third on the squad with 52 receptions and fourth on the team with 385 receiving yards to go along with a receiving score. Returned a team-high 13 kickoffs for 270 yards. Finished the season with 838 scrimmage yards which ranked seventh in franchise history among rookie running backs. With 52 receptions, he became the franchise's first rookie running back with at least 50 receptions since Sid Blanks in 1964 (56). Led the team in rushing yards once (vs. HOU). Led or tied for the team lead in receptions three times (at CLE, at PIT, at TB). Led the team in receiving yards once (vs. BAL). Made his NFL debut at New Orleans (9/10/23). Made his first career start at Houston (12/31/23).

- At New Orleans (9/10), played as a reserve and carried the ball three

times for 27 yards in his first career NFL contest. Caught one pass for one yard.

- Against L.A. Chargers (9/17), saw action as a reserve at running back and rushed eight times for 49 yards. Caught two passes for six yards. Extended the Titans' second scoring drive with an eight-yard run on third-and-two late in the second quarter.
- Against Cincinnati (10/1), saw action as a reserve at running back and rushed five times for 40 yards. Hauled in three receptions for 18 yards. Returned one kickoff for 16 yards. Extended the Titans' opening scoring drive with a three-yard catch on fourth-and-two in the first quarter.
- At Indianapolis (10/8), played as a reserve at running back and carried the ball seven times for 34 yards with his first career touchdown. Caught four passes for 35 yards. Gave the Titans a 13-10 advantage with a 19-yard jaunt on an end-around for his first career score in the third quarter.
- In London, against Baltimore (10/15), played as a reserve at running back and rushed four times for 15 yards. Hauled in a game-long 48-yard reception. Set up the Titans' final field goal of the afternoon with a shifty 48-yard catch-and-run reception down to the Ravens' six-yard line in the fourth quarter.
- Against Atlanta (10/29), set up the Titans' final touchdown of the afternoon with a 23-yard scamper in the fourth quarter.
- At Tampa Bay (11/12), saw action as a reserve at running back and led the team with four receptions for 42 yards. Rushed five times for 18 yards. Extended the Titans' second scoring drive with a 13-yard catch-and-run on third-and-two late in the third quarter.
- Against Indianapolis (12/3), set season-highs with 16 carries for 75 rushing yards. Caught four passes out of the backfield for 13 yards. Returned two kickoffs for 40 yards. Extended the Titans' final touchdown drive with a pair of third-down conversions in the fourth quarter: a two-yard run on third-and-one and a seven-yard grab on third-and-six. Kept the Titans' final scoring drive alive with a six-yard run on third-and-two in overtime.
- At Miami (12/11), played as a reserve at running back and notched career-highs with six receptions and 89 receiving yards. Rushed seven times for 29 yards. Finished with 118 scrimmage yards—the first game of his career with at least 100 scrimmage yards. Extended the Titans' opening touchdown drive with a 10-yard grab on third-and-seven in the second quarter. Kept the Titans' third-quarter scoring drive alive with a pair of third-down conversions: an eight-yard run on third-and-five and a 30-yard reception on third-and-six in the third stanza.
- Against Houston (12/17), carried the ball nine times for a team-best 30 rushing yards. Caught one pass for seven yards.
- Against Seattle (12/24), rushed nine times for 40 yards and caught five passes for 27 yards out of the backfield. Extended the Titans' opening touchdown drive with a seven-yard run off right guard on third-and-two late in the first quarter. Kept the Titans' second touchdown drive alive with a pair of conversions: a four-yard reception on third-and-three and a two-yard run on fourth-and-one in the final stanza.
- At Houston (12/31), made his first career start as the team opened in a two-running-back package and caught four passes for 29 yards.
- Against Jacksonville (1/7), registered his first career multi-touchdown game. Caught three passes for 41 yards with a touchdown and rushed three times for 25 yards with a score. Gave the Titans a 7-3 lead with a 28-yard touchdown grab on third-and-six in the first quarter. Extended the Titans' second touchdown drive with a 22-yard scamper off left end on third-and-two in the second quarter. Extended the Titans lead to 21-10 with a three-yard touchdown run in the second quarter.

#### **COLLEGE:**

- Spears appeared in 33 games with 20 starts at running back during his career at Tulane. He totaled 2,910 yards and 31 touchdowns on 427 carries and added 48 receptions for 564 yards and three scores. He ended his career as the school's all-time leader in yards per carry (6.8), tied for second in 100-yard rushing games (15), tied for third

in rushing touchdowns (31), fourth in rushing yards per game (85.6) and sixth in rushing yards (2,910) and total touchdowns (34). His 6.8 yards per carry from 2019 to 2022 ranked second in the FBS behind only Alabama-Birmingham running back DeWayne McBride's 7.3-yard average (minimum 400 attempts).

- As a junior (2022), started all 14 games for the Green Wave, totaling 1,581 yards and 19 touchdowns on 229 rushing attempts and adding 22 receptions for 256 yards and two touchdowns. Named Honorable Mention All-American by Phil Steele, American Athletic Conference Offensive Player of the Year and First-Team All-AAC. Tied for the national lead with 21 total touchdowns and tied for third in the country with 19 rushing touchdowns, a total that ranked second in Tulane single-season history. His 1,581 rushing yards led the conference and made up the Green Wave's all-time second-highest single-season total. Tallied nine 100-yard rushing games, including eight consecutive such efforts to finish the season. Helped the Olive and Blue earn a 12-2 record and win an American Athletic Conference title. The team's ninth-overall ranking was the second-best finish in program history.
- Against Southern California in the Cotton Bowl (1/2/23), rushed 17 times for 205 yards and a career-high four touchdowns, winning Most Outstanding Offensive Player in Tulane's 46-45 victory.
- As a sophomore (2021), appeared in 12 games with three starts. Led the team in rushing with 129 carries for 863 yards and nine touchdowns in addition to 19 catches for 145 yards. Rushed for over 100 yards in four of the last five games of the season, including at Memphis (11/27), when he recorded a career-high 264 rushing yards with two touchdowns. His 264 rushing yards tied for the fifth-highest total by a player in the nation in 2021. It was the fourth most in school history and the most by any player other than Matt Forte.
- As a redshirt freshman (2020), saw action in three games (three starts) before he suffered a season-ending injury. Finished fourth on the team in rushing with 274 yards and averaged 7.4 yards per carry.
- As a true freshman (2019), totaled 192 yards rushing, 133 yards receiving and finished with a pair of touchdowns in four games. Used a redshirt to retain eligibility.
- Graduated from Tulane in December 2022 with a degree in health and wellness.

#### **PERSONAL:**

- Attended Ponchatoula (La.) High School, where he earned three-star ratings from 247Sports.com and Rivals.com.
- As a senior at Ponchatoula, recorded 920 rushing yards and 880 receiving yards with 18 total touchdowns.
- Also participated on the track and field team in high school.
- Follow Spears on X at @tyjae22, on Instagram at @twotwo4six and on TikTok at @tyjaespears.
- Son of Margene Spears & Nicole Hart.
- Born Tyjae Armon Spears on June 15, 2001 in Hammond, La.

## TYJAE SPEARS' GAME-BY-GAME

2023 Tennessee Titans										RUSHING					RECEIVING				
Date	Opp	W/L	P/S	Att	Yds	Avg	Lg	TD	No	Yds	Avg	Lg	TD						
Sept 10	@ NO	L	p	3	27	9.0	17	0	1	1	1.0	1	0						
Sept 17	LAC	W	p	8	49	6.1	14	0	2	6	3.0	4	0						
Sept 24	@ Cle	L	p	4	6	1.5	5	0	4	3	0.8	5	0						
Oct 1	Cin	W	p	5	40	8.0	22	0	3	18	6.0	9	0						
Oct 8	@ Ind	L	p	7	34	4.9	19t	1	4	35	8.8	14	0						
Oct 15	Bal	L	p	4	15	3.8	12	0	1	48	48.0	48	0						
Oct 29	Atl	W	p	3	27	9.0	23	0	3	9	3.0	5	0						
Nov 2	@ Pit	L	p	5	18	3.6	8	0	4	4	1.0	8	0						
Nov 12	@ TB	L	p	5	18	3.6	15	0	4	42	10.5	15	0						
Nov 19	@ Jax	L	p	4	14	3.5	5	0	2	12	6.0	6	0						
Nov 26	Car	W	p	2	6	3.0	8	0	1	1	1.0	1	0						
Dec 3	Ind	L	p	16	75	4.7	19	0	4	13	3.3	7	0						
Dec 11	@ Mia	W	p	7	29	4.1	8	0	6	89	14.8	30	0						
Dec 17	Hou	L	p	9	30	3.3	9	0	1	7	7.0	7	0						
Dec 24	Sea	L	p	9	40	4.4	11	0	5	27	5.4	13	0						
Dec 31	@ Hou	L	S	6	0	0.0	5	0	4	29	7.3	10	0						
Jan 7	Jax	W	p	3	25	8.3	22	1	3	41	13.7	28t	1						
<b>Totals</b>		<b>6-11</b>	<b>17/1</b>	<b>100</b>	<b>453</b>	<b>4.5</b>	<b>23</b>	<b>2</b>	<b>52</b>	<b>385</b>	<b>7.4</b>	<b>48</b>	<b>1</b>						

2024 Tennessee Titans										RUSHING					RECEIVING				
Date	Opp	W/L	P/S	Att	Yds	Avg	Lg	TD	No	Yds	Avg	Lg	TD						
Sept 8	@ Chi	L	p	4	21	5.3	11	0	4	11	2.8	5	0						
Sept 15	NYJ	L	p	6	20	3.3	7	0	2	11	5.5	6	0						
Sept 22	GB	L	p	2	7	3.5	6	0	4	54	13.5	29	0						
Sept 30	@ Mia	W	p	15	39	2.6	9	1	2	0	0.0	5	0						
Oct 13	Ind	L	p	6	27	4.5	10	0	0	0	-	0	0						
Oct 20	@ Buf	L	IA																
Oct 27	@ Det	L	IA																
Nov 3	NE	W	IA																
Nov 10	@ LAC	L	p	7	47	6.7	19	0	3	4	1.3	6	0						
Nov 17	Min	L	p	3	0	0.0	4	0	2	8	4.0	5	0						
Nov 24	@ Hou	W	IA																
Dec 1	@ Was	L	p	1	3	3.0	3	0	0	0	-	0	0						
Dec 8	Jax	L	p	6	21	3.5	8	0	1	2	2.0	2	0						
Dec 15	Cin	L	p	4	5	1.3	6	1	6	87	14.5	43	1						
Dec 22	@ Ind	L	p	10	27	2.7	11t	2	3	39	13.0	19	0						
Dec 29	@ Jax	L	S	20	95	4.8	23	0	3	8	2.7	6	0						
Jan 4/5	Hou																		
<b>Totals</b>		<b>3-13</b>	<b>12/1</b>	<b>84</b>	<b>312</b>	<b>3.7</b>	<b>23</b>	<b>4</b>	<b>30</b>	<b>224</b>	<b>7.5</b>	<b>43</b>	<b>1</b>						

## TYJAE SPEARS' NFL STATISTICS

REGULAR SEASON		RUSHING							RECEIVING				
Year	Team	GP	GS	No	Yds	Avg	Lg	TD	Att	Yds	Avg	Lg	TD
2023	Tennessee	17	1	100	453	4.5	23	2	52	385	7.4	48	1
2024	Tennessee	12	1	84	312	3.7	23	4	30	224	7.5	43	1
<b>NFL Totals</b>		<b>29</b>	<b>2</b>	<b>184</b>	<b>765</b>	<b>4.2</b>	<b>23</b>	<b>6</b>	<b>82</b>	<b>609</b>	<b>7.4</b>	<b>48</b>	<b>2</b>

REGULAR SEASON		PUNT RETURNS					KICKOFF RETURNS					
Year	Team	No	FC	Yds	Avg	Lg	TD	No	Yds	Avg	Lg	TD
2023	Tennessee	0	0	0	-	0	0	13	270	20.8	33	0
2024	Tennessee	0	0	0	-	0	0	7	198	28.3	42	0
<b>NFL Totals</b>		<b>0</b>	<b>0</b>	<b>0</b>	<b>-</b>	<b>0</b>	<b>0</b>	<b>20</b>	<b>468</b>	<b>23.4</b>	<b>42</b>	<b>0</b>

### Single-Game Highs

Rushes - **20 at Jacksonville (12/29/24)**  
 Rushing Yards - **95 at Jacksonville (12/29/24)**  
 Long Rush - **23 (Twice, last at Jacksonville 12/29/24)**  
 Rushing Touchdowns - **2 at Indianapolis (12/22/24)**  
 Receptions - **6 (Twice, last vs. Cincinnati 12/15/24)**  
 Receiving Yards - **89 at Miami (12/11/23)**  
 Long Reception - **48 vs. Baltimore (10/15/23)**  
 Receiving Touchdowns - **1 (Twice, last vs. Cincinnati 12/15/24)**

Kickoff Returns - **4 at Jacksonville (11/19/23)**  
 Kickoff Return Yards - **81 at Jacksonville (11/19/23)**  
 Kickoff Return Long - **42 at Indianapolis (12/22/24)**

### Additional Statistics

Fumble Recoveries - **1 (2023)**  
 Misc Tackles - **2 (2023), 2 (2024)**



# 4 RYAN STONEHOUSE

PUNTER • 5'10" • 193 LBS

COLLEGE: COLORADO STATE • ACQUIRED: FREE AGENT - 2022

NFL EXPERIENCE (NFL/TITANS): 3/3 • HOMETOWN: LA VERNE, CALIF.

GAMES PLAYED/GAMES STARTED: 45/0 (PLAYOFFS: 0/0)



**PRO:** The Titans signed Ryan Stonehouse as an undrafted free agent following the 2022 NFL Draft to add competition to the punting position. The 5-foot-10-inch, 193-pounder put together an impressive training camp performance, unseating the incumbent Brett Kern, who had been the club's punter since 2009. In two seasons, Stonehouse has enjoyed a record-breaking start to his career as an NFL punter. As a rookie, Stonehouse set the NFL record for gross average yards per punt (53.1). He followed that by becoming the first player in NFL history to be the league leader in the category in each of his first two seasons (53.06 in 2023).

#### CAREER HIGHLIGHTS:

- Stonehouse owns the top two single-season punting averages in NFL history: 53.10 yards in 2022 and 53.06 yards in 2023.
- In 2023 against the L.A. Chargers, he averaged 61.2 gross yards per punt totaling 306 yards on five punts in a 27-24 overtime win. The mark set a new franchise single-game record and was enough to notch second for an NFL game since 1960, behind Andy Lee's 63.0 yards per punt in Week 1 of 2016.
- As a rookie in 2022, Stonehouse was selected second-team Associated Press All-Pro and set numerous NFL records. He finished the season with a gross average of 53.10 yards per punt on 90 total punts, which broke Sammy Baugh's single-season NFL record of 51.40 yards per punt that was established in 1940 and was never matched among qualifiers (2.5 punts per team game). Stonehouse's mark also surpassed Brett Kern's franchise record of 49.7 yards per punt in 2017. With a net punting average of 44.03 yards per punt in 2022, he also established a new NFL record for the highest net average by a rookie punter.
- Named AFC Special Teams Player of the Week after punting eight times for 432 yards (54.0 avg.) with three kicks placed inside the 20-yard line against Denver (11/13/22).
- In 2021, Stonehouse set the NCAA career punt average record by concluding his career at 47.8 average yards per attempt.

#### TITANS TIDBITS:

- Stonehouse comes from a lineage of punters. His father, Paul, was an All-American punter for Stanford. His uncle, John Stonehouse was an All-American punter at Southern California and was signed by the New York Giants as a rookie free agent in 1996. His uncle, Jeff Banks, was a punter at Washington State. His younger cousin, Jack, is a punter at Missouri.
- Stonehouse's father, Paul, and uncle, John, used to teach punting at their camp, The Kicking Game, and through private lessons. The camp's website houses testimonials from coaches Bill Walsh, John Robinson, Paul Pasqualoni and Mike Price.
- Uncle, Jeff Banks, is the assistant head coach/tight ends coach/special teams coordinator at Texas.
- As a craftsman, Stonehouse built an outdoor kitchen in his home, that is owned by his grandmother, and it is complete with two different cooking areas, a sink, granite countertops, it is made out of wood and brick and is even wired for lighting.
- Stonehouse served as a judge for the Miss Tennessee pageant during the 2024 offseason.
- During COVID, Stonehouse purchased an old Ford van for \$750 and is converting it into a vehicle that could potentially serve as a home, expecting to flip it and sell it for profit.
- Stonehouse is passionate about fostering dogs. Prior to the start of COVID, he had organized a camp at Colorado State with all profits intended to benefit "The Good Dog Rescue," an organization that aims to save dogs from high kill shelters and place them in foster homes.
- A native Californian, Stonehouse can surf.

#### CAREER TRANSACTIONS:

- The La Verne, Calif., native was signed by the Titans as a rookie free agent on May 13, 2022.

#### SEASON RECAPS:

- 2024 (16/0):** Has registered 13 punts of 60 or more yards in 2024. Has registered 41 punts of 50 or more yards in 2024.
- At Chicago (9/8), returned to the lineup for the season opener after a season-ending injury in 2023 and punted five times for 268 yards (53.6 avg.) with a blocked punt. Flipped field position with a 55-yard punt to the Bears' 10-yard line in the fourth quarter.
  - Against N.Y. Jets (9/15), punted four times for 226 yards (56.5 avg.) with one kick inside the 20-yard line and a blocked punt.
  - Against Green Bay (9/22), punted four times for 187 yards (46.8 avg.) with one kick placed inside the 20-yard line.
  - At Miami (9/30), punted five times for 209 yards (41.8 avg.) with two kicks placed inside the 20-yard line. Pinned the Dolphins deep in their own territory with a 35-yard punt that was downed at the Miami eight-yard line in the fourth quarter.
  - Against Indianapolis (10/13), punted five times for 289 yards (57.8 avg.). Flipped field position with a career-long 75-yard punt late in the fourth quarter. His 57.8-yard gross average was the second-best average of his career and ranked fourth in franchise history for a single game (minimum four punts).
  - At Buffalo (10/20), punted five times for 266 yards (53.2 avg.) with a long punt of 62 yards.
  - At Detroit (10/27), booted six punts for 296 yards (49.3 avg.) with two kicks placed inside the 20-yard line.
  - Against New England (11/3), punted five times for 233 yards (46.6 avg.) with two kicks inside the 20-yard line. Pinned the Patriots deep in their own territory with a 44-yard punt that was fair caught at the New England nine-yard line in the fourth quarter.
  - At L.A. Chargers (11/10), booted four punts for 214 yards (53.5 avg.) with three kicks inside the 20-yard line. His 50.0 net punting average set a new career high and ranked second in franchise history (minimum four punts). Helped flip the field with a 56-yard punt in the first quarter. Helped pin the Chargers on their five-yard line with a 58-yarder in the fourth quarter.
  - Against Minnesota (11/17), punted five times for 241 yards (48.2 avg.) with one kick inside the 20-yard line. Pinned the Vikings' deep in their own territory with a 50-yard punt that was fair caught at the Minnesota 11-yard line.
  - At Houston (11/24), punted five times for 250 yards (50.0 avg.) with two kicks placed inside the 20-yard line.
  - At Washington (12/1), booted four punts for 213 yards (53.3 avg.) with a long punt of 58 yards in the second quarter.
  - Against Jacksonville (12/8), punted three times for 143 yards (47.7 avg.) with all three kicks placed inside the 20-yard line. Pinned the Jaguars deep in their own territory with a 46-yard punt that was fair caught at the Jacksonville 11-yard line late in the first quarter.
  - Against Cincinnati (12/15), punted once for 67 yards.
  - At Indianapolis (12/22), boomed four punts for 221 yards (55.3 avg.) with one kick placed inside the 20-yard line. Pinned the Colts deep in their own territory with a 60-yard punt that was downed at the Indianapolis one-yard line in the first quarter.
  - At Jacksonville (12/29), punted three times for 149 yards (49.7 avg.) with one kick placed inside the 20-yard line. Pinned the Jaguars deep in their own territory with a 38-yard punt that was downed at the Jaguars' four-yard line in the first quarter.

**2023 (12/0):** Played in 12 games and led the NFL for the second consecutive season with a 53.1 gross average. Finished sixth in the NFL with a 43.9 net punt avg. Registered 15 punts of 60 or more yards and 36 punts of 50 or more yards in 2023. Posted a special teams tackle. Placed on injured reserve on Dec. 8 and missed the final five contests. Tied for the team lead in special teams tackles once in 2023 (vs. BAL). Posted a franchise-best and career-high 61.2 gross punt avg. against the L.A. Chargers (9/17/23). Selected AFC Special Teams Player of the Week after punting seven times for 376 yards (53.7 avg.) with five kicks placed inside the 20-yard line against Carolina (11/26/23).

- At New Orleans (9/10), punted three times for 107 yards (35.7 avg.), including a one-yard punt. Boomed a 62-yard net punt to the Saints' 13-yard line late in the first quarter.

- Against L.A. Chargers (9/17), boomed five punts for 306 yards and established a new franchise single-game record with a gross average of 61.2 yards per punt.

- At Cleveland (9/24), punted seven times for 374 yards (53.4 avg.) while tying a career-high with four kicks inside the 20-yard line. Tied his career long with a 74-yard punt to flip the field in the fourth quarter.

- In London, against Baltimore (10/15), punted five times for 263 yards (52.6 avg.) with two kicks placed inside the 20-yard line. Registered a special teams tackle. Credited with a special teams tackle by forcing Ravens returner Devin Duvernay out of bounds to help prevent a touchdown in the second quarter. Pinned the Ravens deep in their own territory with a 49-yard punt that was fair caught at the Baltimore 10-yard line in the final stanza.

- Against Atlanta (10/29), tied a career-high with eight punts for 420 yards (52.5 avg.) with a career-best six kicks placed inside the 20-yard line. Boomed a 64-yard punt to the Falcons' one-yard line in the second quarter. Pinned the Falcons deep in their own territory with a 54-yard punt that was fair caught at the Atlanta seven-yard line.

- At Pittsburgh (11/2), punted three times for 171 yards (57.0 avg.) with all three kicks placed inside the 20-yard line. Pinned the Steelers deep in their own territory with a 61-yard punt to the Pittsburgh 12-yard line in the third quarter. Flipped field position with a 51-yard punt that was fair caught at the Steelers' eight-yard line in the final stanza.

- At Tampa Bay (11/12), punted four times for 227 yards (56.8 avg.) with two kicks placed inside the 20-yard line. His net average of 48.0 yards per punt ranked second in his career (minimum four punts). Pinned the Buccaneers deep in their own territory with a 62-yard punt to the Tampa Bay 12-yard line in the opening quarter. Placed a 55-yard punt out of bounds at the Buccaneers 15-yard line in the second stanza.

- At Jacksonville (11/19), punted four times for 214 yards (53.5 avg.) with two kicks placed inside the 20-yard line. Set a career-best with a 48.5 net avg. Flipped field position with a 61-yard punt that was downed at the Jaguars' 14-yard line in the opening quarter.

- Against Carolina (11/26), named AFC Special Teams Player of the Week after notching seven punts for 376 yards (53.7 avg.) with five kicks placed inside the 20-yard line. Pinned the Panthers' deep in their own territory by booming a 71-yard punt that was downed at the Carolina four-yard line in the second quarter. Nailed a 54-yard punt to the Panthers' seven-yard line late in the fourth quarter. Boomed a 56-yard punt to the Carolina six-yard line in the third stanza. Placed a 44-yard punt that was fair caught at the Panthers' 11-yard line early in the fourth quarter. Booted a 38-yard punt that was fair caught at the Panthers' nine-yard line in the final stanza.

- Against Indianapolis (12/3), punted four times for 218 yards (54.5 avg.) before leaving the game early in the fourth quarter with an injury. Flipped field position with a 63-yard punt to the Colts' five-yard line in the second quarter.

**2022 (17/0):** Selected second-team Associated Press All-Pro. Named to the Pro Football Writers of America All-Rookie team. Led the NFL with a 53.1 gross punt avg. and in the process broke Sammy Baugh's single-season NFL record of 51.4 gross yards per punt, which was established in 1940 and never matched among qualifiers (2.5 punts per team game) until Stonehouse's rookie campaign. Ranked fourth in the NFL with a 44.0 net punt avg. With a season net punting average of 44.03 yards per punt, he established a new NFL record for the highest net average by a rookie punter. Punted 90 times for 4,779 yards with 30 punts placed inside the 20-yard line. Recorded an NFL-leading eight punts of at least 65 yards in 2022. Registered 19 punts of 60 or more yards in 2022. Registered 59 punts of 50 or more yards in 2022. Collected two special teams tackles on coverage units. Tied for the team lead in special teams tackles once in

2022 (vs. JAX). Recorded 14 games in 2022 in which he averaged 50.0 yards per punt, surpassing the most games with a 50.0-yard average in a season in NFL history. Named AFC Special Teams Player of the Month for October after averaging 51.7 yards on 20 punts, with a long of 66 yards in four Titans' victories. Selected AFC Special Teams Player of the Week after punting eight times for 432 yards (54.0 avg.) with three kicks placed inside the 20-yard line against Denver (11/13/22).

- Against N.Y. Giants (9/11), made his NFL debut and boomed six punts for 342 yards (57.0 avg.) with three punts placed inside the 20-yard line. In franchise history, his 57.0-yard gross punting average ranked fifth for a single game (minimum four punts). Pinned the Giants deep in their own territory with a 38-yard punt that was fair caught at the New York nine-yard line in the second quarter. Boomed a 62-yard punt to the Giants' seven-yard line in the third stanza. Nailed a 66-yard punt to the Giants' 13-yard line early in the fourth quarter.

- Against Las Vegas (9/25), boomed three punts for 181 yards (60.3 avg.) with two kicks placed inside the 20-yard line. Flipped field position with a 57-yard punt that was fair caught at the Las Vegas 13-yard line late in the second quarter. Nailed a career-best 70-yard punt to the Raiders' six-yard line late in the final stanza. In his first three NFL games, he became the first punter in NFL history to record three consecutive games with a punting average of at least 55.0 yards in each game and at least two punts in each contest.

- At Washington (10/9), punted eight times for 416 yards (52.0 avg.) with four kicks placed inside the 20-yard line. Flipped field position with a 66-yard punt to the Commanders' 15-yard line in the second quarter. Pinned the Commanders deep in their own territory with a 40-yard punt that rolled out of bounds at the Washington 10-yard line in the fourth quarter. Switched field position with a 59-yard punt to the Commanders' 11-yard line in the fourth quarter.

- At Kansas City (11/6), punted eight times for 390 yards (48.8 avg.) with two kicks placed inside the 20-yard line. Flipped field position with a 57-yard punt that was downed at the Kansas City three-yard line late in the second quarter. Pinned the Chiefs deep in their own territory with a 35-yard punt to the Kansas City seven-yard line in the final quarter.

- Against Denver (11/13), named AFC Special Teams Player of the Week after punting eight times for 432 yards (54.0 avg.) with three kicks placed inside the 20-yard line. Flipped field position early in the first quarter with a booming 64-yard punt that was downed at the Broncos' four-yard line. Pinned Denver deep in their own territory with a 38-yard punt that was downed at the Broncos' six-yard line in the opening stanza. Boomed a career-long 74-yard punt in the second quarter.

- At Green Bay (11/17), punted three times for 152 yards (50.7 avg.) with one kick placed inside the 20-yard line. Registered a special teams tackle on coverage units. Flipped field position with a 59-yard punt to the Packers' six-yard line late in the fourth quarter.

- Against Cincinnati (11/27), boomed five punts for 269 yards (53.8 avg.) with two kicks placed inside the 20-yard line. Placed a 44-yard punt that was fair caught at the Bengals' seven-yard line.

- At Philadelphia (12/4), punted seven times for 401 yards for a season-best 57.3 gross avg. Boomed a 61-yard punt that sat at the Eagles' four-yard line in the final quarter.

- Against Jacksonville (12/11), punted three times for 150 yards (50.0 avg.). Posted a special teams tackle on coverage units. Recorded his 11th game of 2022 in which he averaged 50.0 yards per punt, surpassing the most games with a 50.0-yard average in a season in NFL history.

- At L.A. Chargers (12/18), punted seven times for 392 yards (56.0 avg.) with four kicks placed inside the 20-yard line. Flipped field position with a 66-yard punt to the Chargers' six-yard line in the third quarter. Nailed a 68-yard punt in the fourth quarter. Hammered a 61-yard punt to the Chargers' five-yard line in the final stanza.

- Against Houston (12/24), punted six times for 301 yards (50.2 avg.) with one kick placed inside the 20-yard line. Logged his seventh consecutive game with a gross punting average of at least 50.0 yards to break his own NFL record of six consecutive games, set earlier that season from Week 1-7.

- At Jacksonville (1/7), punted three times for 166 yards (55.3 avg.). Boomed a game-long 60-yard punt to the Jaguars' nine-yard line in the opening quarter.

#### **COLLEGE:**

- Appeared in 53 games over five seasons at Colorado State (2017-21)



and set the NCAA career record for gross punt average (47.8). Career totals include 244 punts for 11,656 yards (47.8 avg), including a long of 81 yards, 90 punts placed inside the 20-yard line and 106 punts of 50-plus yards. Became the first player in Colorado State history to log 11,000 punting yards in a career. He earned All-Mountain West honors all five seasons at Colorado State: second team (2021), first team (2018-20), and honorable mention All-Mountain West (2017).

- As a graduate (2021), set the NCAA career punt average record by concluding his career at 47.8 average yards per attempt. Appeared in 12 games and logged 58 punts for 2,953 yards (50.9 avg.) including a career-long of 81 yards. Registered 27 punts placed inside the 20-yard line and 32 punts of 50+ yards. Was a second-team All-Mountain West selection and a Ray Guy Award semifinalist.
- As a senior (2020), saw action in four games and posted 26 punts for 1,178 yards (45.3 avg.) including a long of 58. Added eight punts placed inside the 20 and nine punts of 50+ yards. Named first team All-Mountain West for the third consecutive season.
- As a junior (2019), played in 12 games and punted 49 times for 2,274 yards (46.4 avg.) including a long of 64. Placed 13 punts inside the 20 and boomed 16 punts of 50-plus yards. Named first team All-Mountain West for the second consecutive year.
- As a sophomore (2018), appeared in all 12 games and totaled 65 punts for 3,140 yards (48.3 avg.) including a long of 70 yards. Added 18 punts placed inside the 20 and 31 punts of 50-plus yards. Had one punt blocked. Completed one 11-yard pass on a fake punt. Earned first-team All-Mountain West recognition.
- As a freshman (2017), played in 13 games and punted 46 times for 2,111 yards (45.9 avg.) including a long of 65 yards. Placed 24 punts inside the 20 and logged 18 punts of 50-plus yards. Earned honorable

mention All-Mountain West honors.

- Graduated from Colorado State in May 2021 with a degree in sociology.

**PERSONAL:**

- Attended Mater Dei (Calif.) High School where he was named the nation's top punter by 247Sports as a senior after averaging 45.2 yards per punt.
- Rated a three-star prospect by Scout, Rivals, and 247Sports.
- Son of Natalie Banks and Paul Stonehouse.
- His father, Paul, was an All-American punter for Stanford. His uncle, John Stonehouse was an All-American punter at Southern California and was signed by the New York Giants as a rookie free agent in 1996. His uncle, Jeff Banks, was a punter at Washington State. His younger cousin, Jack, is a punter at Missouri.
- Follow Stonehouse on X at @\_ryanstonehouse and on Instagram at @ryanstonehouse.
- Born Ryan Matthew Stonehouse on May 11, 1999 in San Dimas, Calif.

**RYAN STONEHOUSE'S GAME-BY-GAME**

**2022 Tennessee Titans**

Date	Opp	W/L	No	Yds	Avg	Net	TB	In 20	Lg	Blk	
Sept 11	NYG	L	6	342	57.0	46.7	0	3	66	0	
Sept 19	@ Buf	L	6	333	55.5	45.3	1	2	64	0	
Sept 25	LV	W	3	181	60.3	49.3	1	2	70	0	
Oct 2	@ Ind	W	4	211	52.8	47.8	0	0	57	0	
Oct 9	@ Was	W	8	416	52.0	48.4	0	4	66	0	
Oct 23	Ind	W	3	164	54.7	39.0	0	0	58	0	
Oct 30	@ Hou	W	5	242	48.4	40.8	1	4	57	0	
Nov 6	@ KC	L	8	390	48.8	41.4	0	2	63	0	
Nov 13	Den	W	8	432	54.0	47.3	2	3	74	0	
Nov 17	@ GB	W	3	152	50.7	36.7	0	1	59	0	
Nov 27	Cin	L	5	269	53.8	43.8	2	2	71	0	
Dec 4	@ Phi	L	7	401	57.3	42.3	0	1	62	0	
Dec 11	Jax	L	3	150	50.0	43.3	0	0	53	0	
Dec 18	@ LAC	L	7	392	56.0	45.6	1	4	68	0	
Dec 24	Hou	L	6	301	50.2	43.3	0	1	61	0	
Dec 29	Dal	L	5	237	47.4	37.6	1	1	55	0	
Jan 7	@ Jax	L	3	166	55.3	44.3	0	0	60	0	
<b>Totals</b>			<b>7-10</b>	<b>90</b>	<b>4,779</b>	<b>53.1</b>	<b>44.0</b>	<b>9</b>	<b>30</b>	<b>74</b>	<b>0</b>

**2023 Tennessee Titans**

Date	Opp	W/L	No	Yds	Avg	Net	TB	In 20	Lg	Blk
Sept 10	@ NO	L	3	107	35.7	33.7	0	1	62	0
Sept 17	LAC	W	5	306	61.2	44.6	1	0	63	0
Sept 24	@ Cle	L	7	374	53.4	46.1	2	4	74	0
Oct 1	Cin	W	2	93	46.5	45.5	0	2	48	0
Oct 8	@ Ind	L	1	43	43.0	38.0	0	0	43	0
Oct 15	Bal	L	5	263	52.6	34.4	0	2	57	0
Oct 29	Atl	W	8	420	52.5	46.8	2	6	72	0
Nov 2	@ Pit	L	3	171	57.0	52.7	0	3	61	0

Nov 12	@ TB	L	4	227	56.8	48.0	1	2	62	0	
Nov 19	@ Jax	L	4	214	53.5	48.5	1	2	73	0	
Nov 26	Car	W	7	376	53.7	46.7	2	5	71	0	
Dec 3	Ind	L	4	218	54.5	35.2	1	1	63	1	
Dec 11	@ Mia										
Dec 17	Hou										
Dec 24	Sea										
Dec 31	@ Hou										
Jan 6/7	Jax										
<b>Totals</b>			<b>4-8</b>	<b>53</b>	<b>2,812</b>	<b>53.1</b>	<b>43.9</b>	<b>10</b>	<b>28</b>	<b>74</b>	<b>1</b>

Placed on injured reserve on Dec. 8.

**2024 Tennessee Titans**

Date	Opp	W/L	No	Yds	Avg	Net	TB	In 20	Lg	Blk	
Sept 8	@ Chi	L	5	268	53.6	34.0	0	1	59	1	
Sept 15	NYJ	L	4	226	56.5	38.2	0	1	63	1	
Sept 22	GB	L	4	187	46.8	43.0	0	1	57	0	
Sept 30	@ Mia	W	5	209	41.8	32.4	1	2	64	0	
Oct 13	Ind	L	5	289	57.8	40.4	1	0	75	0	
Oct 20	@ Buf	L	5	266	53.2	42.0	0	0	62	0	
Oct 27	@ Det	L	6	296	49.3	17.7	0	2	62	0	
Nov 3	NE	W	5	233	46.6	28.8	1	2	58	0	
Nov 10	@ LAC	L	4	214	53.5	50.0	0	3	58	0	
Nov 17	Min	L	5	241	48.2	40.8	1	1	62	0	
Nov 24	@ Hou	W	5	250	50.0	45.2	0	2	62	0	
Dec 1	@ Was	L	4	213	53.3	43.8	1	0	58	0	
Dec 8	Jax	L	3	143	47.7	45.0	0	3	52	0	
Dec 15	Cin	L	1	67	67.0	52.0	0	0	67	0	
Dec 22	@ Ind	L	4	221	55.3	45.8	1	1	61	0	
Dec 29	@ Jax	L	3	149	49.7	40.0	1	1	61	0	
Jan 4/5	Hou										
<b>Totals</b>			<b>3-13</b>	<b>68</b>	<b>3,472</b>	<b>51.1</b>	<b>38.4</b>	<b>7</b>	<b>20</b>	<b>75</b>	<b>2</b>



## RYAN STONEHOUSE'S NFL STATISTICS

### REGULAR SEASON

REGULAR SEASON		PUNTING										
Year	Team	GP	No.	Yds	Avg	Ret	Yds	TB	In	Lg	Blk	Net
2022	Tennessee	17	90	4,779	53.1	59	636	9	30	74	0	44.0
2023	Tennessee	12	53	2,812	53.1	22	243	10	28	74	1	43.9
2024	Tennessee	16	68	3,472	51.1	45	646	7	20	75	2	38.4
<b>NFL Totals</b>		<b>45</b>	<b>211</b>	<b>11,063</b>	<b>52.4</b>	<b>126</b>	<b>1,525</b>	<b>26</b>	<b>78</b>	<b>75</b>	<b>3</b>	<b>42.1</b>

### Single-Game Highs

Punts - 8 (Four times, last vs. Atlanta 10/29/23)  
 Yards - 432 vs. Denver (11/13/22)  
 Gross Avg. - 61.2 vs. L.A. Chargers (9/17/23)  
 Net Avg. - **50.0 at L.A. Chargers (11/10/24)**  
 Long Punt - **75 vs. Indianapolis (10/13/24)**  
 In20 - 6 vs. Atlanta (10/29/23)

### Additional Statistics

Special Teams Tackles - 2 (2022), 1 (2023)


# 93 T'VONDRE SWEAT

DEFENSIVE TACKLE • 6'4" • 366 LBS

COLLEGE: TEXAS • ACQUIRED: 2ND ROUND - 2024

NFL EXPERIENCE (NFL/TITANS): ROOKIE • HOMETOWN: HUNTSVILLE, TEXAS

GAMES PLAYED/GAMES STARTED: 16/15 (PLAYOFFS: 0/0)



**PRO:** The Titans selected T'Vondre Sweat with the 38th overall pick in the 2024 NFL Draft. The 6-foot-4-inch, 366-pound nose tackle provides a massive body with long arms and big hands that refuses to be moved while adding explosiveness and a unique athletic ability. The Texas product was awarded the 2023 Outland Trophy, given to the nation's top interior lineman.

## CAREER HIGHLIGHTS:

- Sweat won the 2023 Outland Trophy, awarded to the best interior lineman in the country.
- Sweat became the fifth Texas defensive tackle to be a unanimous All-American.
- Sweat totaled 45 tackles, eight tackles for loss, two sacks and four pass breakups his senior year. In addition, he recorded a two-yard touchdown reception and a block on an extra point attempt that the Texas defense returned for a touchdown.

## TITANS TIDBITS:

- Sweat considers fellow Titans defensive lineman Keondre Coburn a close friend and mentor after playing together at Texas.
- Away from football, Sweat enjoys playing video games, including Madden, NBA 2K and Call of Duty: Warzone.
- Sweat's Godmom started calling him Meatloaf while he was playing basketball as a child and the nickname has stuck.
- He is also nicknamed T Sweat.
- Sweat is a self-proclaimed 'Momma's boy' and chose to go to Texas to be closer to her. His goal is to be in a position to where she no longer has to work.

## CAREER TRANSACTIONS:

- The Huntsville, Texas, native was selected by the Titans in the second round (38th overall) of the 2024 NFL Draft.

## SEASON RECAPS:

**2024 (16/15):** Ranks fourth on the team with 22 quarterback pressures. Has tied for the team lead in sacks once in 2024 (at HST). Has tied for the team lead in quarterback pressures once in 2024 (at BUF). Has tied for the team lead in passes defended once in 2024 (vs. JAX). Made his NFL debut at Chicago (9/8/24).

- At Chicago (9/8), started at nose tackle in his first career NFL contest and posted two quarterback pressures.
- Against N.Y. Jets (9/15), started at nose tackle.
- Against Green Bay (9/22), started at nose tackle and notched four tackles with a quarterback pressure.
- At Miami (9/30), started at nose tackle and totaled six tackles, including two stops for loss and two quarterback pressures. Halted a Dolphins' drive by teaming with Kenneth Murray Jr. to stuff Jaylen Wright for a one-yard loss on a third-and-eight rush late in the second quarter. Shot through the line and dropped De'Von Achane for a four-yard loss on a rush off left end in the third stanza. Stonewalled Jaylen Wright for a two-yard loss on a rush off left end in the fourth quarter.
- Against Indianapolis (10/13), started at nose tackle and registered three tackles.
- At Buffalo (10/20), started at nose tackle and recorded four tackles with a team-high-tying three quarterback pressures. Stuffed Ray Davis for no gain on a rush up the middle in the second quarter.
- At Detroit (10/27), started at nose tackle and amassed four tackles.
- Against New England (11/3), played as a reserve at nose tackle and

totaled two tackles. Stonewalled Rhamondre Stevenson for no gain on a rush off right tackle in the second quarter.

- At L.A. Chargers (11/10), started at nose tackle and posted three tackles.
- Against Minnesota (11/17), started at nose tackle and tallied five tackles, including a stop for loss and five quarterback pressures. Stonewalled Cam Akers for a one-yard loss on a rush up the middle in the third quarter.
- At Houston (11/24), started at nose tackle and notched two tackles, including a sack and three quarterback pressures. Collected his first career sack by dropping C.J. Stroud for a nine-yard loss on third-and-16 in the fourth quarter.
- At Washington (12/1), recorded five tackles and two quarterback pressures.
- Against Jacksonville (12/8), notched a quarterback pressure and a pass defended. Halted a Jaguars' drive by batting down a third-and-six pass intended for Brian Thomas Jr. early in the third quarter.
- Against Cincinnati (12/15), amassed three tackles, two quarterback pressures, a forced fumble and a fumble recovery. Caused and recovered a Joe Burrow fumble and then rumbled 30 yards down the right sideline early in the second quarter. Combined with Darrell Baker Jr. to stuff Chase Brown for no gain on a rush up the middle in the final stanza.
- At Indianapolis (12/22), collected two tackles.
- At Jacksonville (12/29), totaled three tackles and a quarterback pressure. Stuffed Travis Etienne Jr. for no gain on a rush off left guard in the first quarter. Combined with Harold Landry III to stonewall Etienne Jr. for no gain on a rush off left tackle in the opening stanza.

## COLLEGE:

- During a five-year career as a defensive lineman at Texas, Sweat appeared in 62 games with 17 starts. He finished his collegiate career with 128 tackles, 17.5 tackles for loss, five sacks, 14 passes defended, one forced fumble, two fumble recoveries and one extra point block. Was the winner of the 2023 Outland Trophy and became the fifth Texas defensive tackle to be a unanimous All-American. Named the 2023 Big 12 Defensive Player of the Year.

**AS A GRADUATE (2023),** played in all 14 games with eight starts. Established career highs with 45 tackles, 18 solo tackles, eight tackles for loss, two sacks, four pass breakups and one blocked kick. Also had a two-yard touchdown reception. Was the Outland Trophy Award Winner. Named a unanimous first-team All-American, the Big 12 Defensive Player of the Year and unanimous first-team All-Big 12.

- Against Rice (9/2), opened the season with five tackles, half a tackle for loss and two pass breakups.
- Against Alabama (9/9), had one tackle, one tackle for loss and one sack.
- At Baylor (9/23), totaled four tackles with one tackle for loss and a pass breakup.
- Against Oklahoma (10/7), had three tackleS, half a tackle for loss and one quarterback hurry in the Red River Rivalry.
- Against Brigham Young (10/28), recorded a career-high seven tackles with 1.5 tackles for loss.
- Against Kansas State (11/4), registered four tackles with one tackle for loss, two quarterback hurries and one pass breakup.
- At Texas Christian (11/11), tallied four tackles, one tackle for loss and one sack.
- At Iowa State (11/18), had one solo tackle, one pass breakup and blocked a point after attempt that was returned by the Texas defense for

two points.

- Against Oklahoma State (12/2), made two tackles in the Big 12 Championship Game victory. Also caught a two-yard touchdown pass in the win over the Cowboys, the fifth-ever Texas lineman to score an offensive touchdown.
- At Washington (1/1), made three tackles in the Sugar Bowl.

**AS A SENIOR (2022)**, played in all 13 games with nine starts and established a then-career high with 30 tackles and added 2.5 tackles for loss, seven quarterback hurries and four pass breakups. Named honorable mention All-Big 12 by the league's coaches.

- At Texas Tech (9/24), had four tackles, one quarterback hurry and one pass breakup.
- Against West Virginia (10/1), made his first career start and posted one pass breakup.
- At Oklahoma (10/8), had four tackles and set career highs with three solo tackles and two tackles for loss in a shutout victory in the Red River Showdown.
- Against Oklahoma State (10/22), tallied two tackles, half a tackle for loss and two pass breakups.
- Against Texas Christian (12/12), registered four tackles and one quarterback hurry.
- At Washington (12/29), had one tackle, one quarterback hurry and one pass breakup in the Alamo Bowl.

**AS A JUNIOR (2021)**, played in all 12 games and registered 22 tackles, two tackles for loss, one sack and three pass breakups.

- At Arkansas (9/11), collected a season-high five tackles.
- At TCU (10/2), had four tackles and one pass breakup.
- Against West Virginia (11/20), made three tackles, 1.5 tackles for loss, one sack and broke up one pass.

**AS A SOPHOMORE (2020)**, appeared in all 10 games and recorded 22 tackles, four tackles for loss, one sack, one pass breakup, one quarterback hurry, one forced fumble and one fumble recovery.

- Against Texas Christian (10/3), tallied a season-high five tackles and recovered a fumble.
- At Oklahoma (10/10), logged three tackles, one sack and one forced fumble.
- Against West Virginia (11/7), had four tackles, one tackle for loss and one pass breakup.
- At Colorado (12/29), notched two tackles in the Valero Alamo Bowl.

**AS A FRESHMAN (2019)**, played in all 13 games and logged nine tackles, two pass breakups, one sack, one fumble recovery and one tackle for loss.

- Against Louisiana Tech (8/31), made his collegiate debut in the season opener against Louisiana Tech and recorded one tackle and one pass breakup.

- Against Kansas State (11/9), registered two tackles, one sack and one tackle for loss.
- Against Texas Tech (11/29), recorded one fumble recovery.
- Against Utah (12/31), had two tackles in the Valero Alamo Bowl.
- Graduated with a degree in youth and community studies from the University of Texas in May 2023.

**PERSONAL:**

- Attended Huntsville (Texas) High School and was an all-state and multi-year all-district defensive lineman who was named District MVP in 2018. Ranked No. 54 in Texas and No. 40 at strongside defensive end by 247Sports.
- Named Associated Press 5A All-State and chosen MVP of District 10-5A II in 2018 after leading a defense that allowed just 13.1 point per game, including three shutouts and an eight-game stretch where the unit allowed no more than seven points in any game.
- Helped Huntsville to a 12-2 overall his senior year, including a 7-0 district title and an appearance in the 5A Division 2 quarterfinals.
- Registered 53 tackles and three sacks as a junior as he helped Huntsville to a 8-2 record and earned unanimous first-team All-District 20-5A.
- Also played basketball in high school.
- Follow Sweat on X at @TvondreSweat and on Instagram at @tvondre\_.
- Born T'Vondre Sweat on July 11, 2001 in Huntsville, Texas.

## T'VONDRE SWEAT'S COLLEGE STATISTICS

REGULAR SEASON		TACKLES								INTERCEPTIONS					FUMBLES			
Year	Team	GP	GS	Tot	Solo	Asst	Sk	Yds	TFL	Yds	No	Yds	Lg	TD	PD	FF	FR	Yds
2019	Texas	13	0	9	4	5	1.0	4.0	1.0	1.0	0	0	-	0	2	0	1	11
2020	Texas	10	0	22	6	16	1.0	10.0	4.0	14.0	0	0	-	0	1	1	1	0
2021	Texas	12	0	22	9	13	1.0	4.0	2.0	6.0	0	0	-	0	3	0	0	0
2022	Texas	13	9	30	10	20	0.0	0.0	2.5	6.0	0	0	-	0	4	0	0	0
2023	Texas	14	8	45	18	27	2.0	10.0	8.0	22.0	0	0	-	0	4	0	0	0
<b>College Totals</b>		<b>62</b>	<b>17</b>	<b>128</b>	<b>47</b>	<b>81</b>	<b>5.0</b>	<b>28.0</b>	<b>17.5</b>	<b>52.0</b>	<b>0</b>	<b>0</b>	<b>-</b>	<b>0</b>	<b>14</b>	<b>1</b>	<b>2</b>	<b>11</b>

**Single-Game Highs**

- Tackles - 7 vs. Brigham Young (10/28/23)
- Sacks - 1.0 (Five times, last at Texas Christian 11/11/23)
- Tackles for Loss - 2.0 vs. Oklahoma (10/8/22)
- Forced Fumble - 1 vs. Oklahoma (10/10/20)
- Fumble Recoveries - 1 (Twice, last vs. Texas Christian 10/3/20)
- Passes Defensed - 1 (14 times, last vs. Texas Tech 11/24/24)
- Blocked Extra Point - 1 at Iowa State (11/18/23)
- Touchdowns - 1 vs. Oklahoma St, 12/2/23 (two-yard reception)



## T'VONDRE SWEAT'S GAME-BY-GAME

### 2024 Tennessee Titans

Date	Opp	W/L	P/S	Tot	Solo	Asst	Sk	- Yds	QBP	TFL	Int	- Yds	-TD	PD	FF	FR	- Yds	SpT	
Sept 8	@ Chi	L	S	0	0	0	0.0	0.0	2	0	0	0	0	0	0	0	0	0	0
Sept 15	NYJ	L	S	0	0	0	0.0	0.0	0	0	0	0	0	0	0	0	0	0	0
Sept 22	GB	L	S	4	3	1	0.0	0.0	1	0	0	0	0	0	0	0	0	0	0
Sept 30	@ Mia	W	S	6	3	3	0.0	0.0	2	2	0	0	0	0	0	0	0	0	0
Oct 13	Ind	L	S	3	1	2	0.0	0.0	0	0	0	0	0	0	0	0	0	0	0
Oct 20	@ Buf	L	S	4	1	3	0.0	0.0	3	0	0	0	0	0	0	0	0	0	0
Oct 27	@ Det	L	S	4	1	3	0.0	0.0	0	0	0	0	0	0	0	0	0	0	0
Nov 3	NE	W	p	2	2	0	0.0	0.0	0	0	0	0	0	0	0	0	0	0	0
Nov 10	@ LAC	L	S	3	1	2	0.0	0.0	0	0	0	0	0	0	0	0	0	0	0
Nov 17	Min	L	S	5	4	1	0.0	0.0	5	1	0	0	0	0	0	0	0	0	0
Nov 24	@ Hou	W	S	2	1	1	1.0	9.0	3	1	0	0	0	0	0	0	0	0	0

Dec 1	@ Was	L	S	5	1	4	0.0	0.0	2	0	0	0	0	0	0	0	0	0	0	
Dec 8	Jax	L	S	0	0	0	0.0	0.0	1	0	0	0	0	1	0	0	0	0	0	
Dec 15	Cin	L	S	3	1	2	0.0	0.0	2	0	0	0	0	0	0	1	1	30	0	
Dec 22	@ Ind	L	S	2	0	2	0.0	0.0	0	0	0	0	0	0	0	0	0	0	0	
Dec 29	@ Jax	L	S	3	1	2	0.0	0.0	1	0	0	0	0	0	0	0	0	0	0	
Jan 4/5	Hou																			
<b>Totals</b>				<b>3-13</b>	<b>16/15</b>	<b>46</b>	<b>20</b>	<b>26</b>	<b>1.0</b>	<b>9.0</b>	<b>22</b>	<b>4</b>	<b>0</b>	<b>0</b>	<b>0</b>	<b>1</b>	<b>1</b>	<b>1</b>	<b>30</b>	<b>0</b>

## T'VONDRE SWEAT'S NFL STATISTICS

### REGULAR SEASON

Year	Team	GP	GS	TACKLES						INTERCEPTIONS					FUMBLES				
				Tot	Solo	Asst	Sk	Yds	QBP	TFL	No	Yds	Lg	TD	PD	FF	FR	Yds	SpT
2024	Tennessee	16	15	46	20	26	1.0	9.0	22	4	0	0	0	0	1	1	1	30	0
<b>NFL Totals</b>		<b>16</b>	<b>15</b>	<b>46</b>	<b>20</b>	<b>26</b>	<b>1.0</b>	<b>9.0</b>	<b>22</b>	<b>4</b>	<b>0</b>	<b>0</b>	<b>0</b>	<b>0</b>	<b>1</b>	<b>1</b>	<b>1</b>	<b>30</b>	<b>0</b>

### Single-Game Highs

Tackles - **6 at Miami (9/30/24)**

Sacks - **1 at Houston (11/24/24)**

Quarterback Pressures - **5 vs. Minnesota (11/17/24)**

Tackles For Loss - **2 at Miami (9/30/24)**

Passes Defensed - **1 vs. Jacksonville (12/8/24)**

Forced Fumbles - **1 vs. Cincinnati (12/15/24)**

Fumble Recoveries - **1 vs. Cincinnati (12/15/24)**

# 84 NICK VANNETT

TIGHT END • 6'5" • 257 LBS

COLLEGE: OHIO STATE • ACQUIRED: FREE AGENT - 2024

NFL EXPERIENCE (NFL/TITANS): 9/1 • HOMETOWN: WESTERVILLE, OHIO

GAMES PLAYED/GAMES STARTED: 110/54 (PLAYOFFS: 3/0)



**PRO:** The Titans signed Nick Vannett during the 2024 offseason to add depth and a strong blocking ability to the tight end room. The 6-foot-3-inch, 267-pounder was originally selected by the Seattle Seahawks in the third round (94th overall) of the 2016 NFL Draft and registered 48 catches for 463 yards with four touchdowns in 42 games with the club. The Ohio State product was traded by the Seahawks to the Pittsburgh Steelers during the 2019 campaign and has also spent time with the Denver Broncos, New Orleans Saints, N.Y. Giants, Houston Texans and L.A. Chargers.

#### TITANS TIDBITS:

- Vannett played a role in the development of a product called "Screen Skinz," a tempered glass screen protector that shows logos of professional and major college sports teams while a phone is off.

#### CAREER TRANSACTIONS:

- The Westerville, Ohio, native was selected by the Seattle Seahawks in the third round (94th overall) of the 2016 NFL Draft.
- Traded by the Seahawks to the Pittsburgh Steelers in exchange for a 2020 fifth-round pick on Sept. 25, 2019.
- Signed by the Denver Broncos as an unrestricted free agent on March 21, 2020.
- Released by the Broncos on March 23, 2021.
- Signed by the New Orleans Saints as a free agent on March 30, 2021.
- Released by the Saints on Nov. 19, 2022.
- Signed by the N.Y. Giants to their practice squad on Nov. 22, 2022.
- Signed by the Giants to their active roster from the practice squad on Dec. 3, 2022.
- Signed by the Houston Texans as an unrestricted free agent on Aug. 2, 2023.
- Released by the Texans on Aug. 29, 2023.
- Signed by the L.A. Chargers to their practice squad on Aug. 31, 2023.
- Signed by the Chargers to their active roster from the practice squad on Nov. 1, 2023.
- Signed by the Titans as a free agent on May 13, 2024.

#### SEASON RECAPS:

##### 2024 (16/11 - Tennessee):

- At Chicago (9/8), made his Titans debut as a reserve at tight end and caught two passes for 11 yards.
- Against N.Y. Jets (9/15), played as a reserve at tight end.
- Against Green Bay (9/22), started at tight end and snared two receptions for nine yards with a touchdown. Evened the score at 7-7 with a one-yard touchdown grab in the back of the end zone in the first quarter.
- At Miami (9/30), played as a reserve at tight end.
- Against Indianapolis (10/13), started at tight end.
- At Buffalo (10/20), started at tight end in his 100th career regular season game and grabbed four receptions for 25 yards.
- At Detroit (10/27), started at tight end.
- Against New England (11/3), played as a reserve at tight end and recorded two receptions for 33 yards with a touchdown. Gave the Titans an early 7-0 lead with a nine-yard touchdown grab in the first quarter. It was the 100th reception of his career. Hauled in a 24-yard catch late in the opening stanza.
- At L.A. Chargers (11/10), started at tight end.
- Against Minnesota (11/17), started at tight end and snared one reception for six yards.
- At Houston (11/24), played as a reserve at tight end.

- At Washington (12/1), started at tight end and grabbed one reception for six yards.
- Against Jacksonville (12/8), started at tight end and hauled in a four-yard reception.
- Against Cincinnati (12/15), started at tight end and grabbed one reception for seven yards.
- At Indianapolis (12/22), started at tight end.
- At Jacksonville (12/29), played as a reserve at tight end and registered a touchdown reception. Cut the Jaguars' lead to 13-10 with an eight-yard touchdown catch on third-and-two in the third quarter.

**2023 (8/5 - L.A. Chargers):** Saw action in eight games with five starts for the Chargers and hauled in one catch for three yards. Was inactive for two contests. Spent the first seven weeks on the Chargers' practice squad before being elevated to the active roster on Nov. 1.

**2022 (3/0 - New Orleans; 6/3 - N.Y. Giants):** Played as a reserve in three games with the Saints and caught two passes for 13 yards. Was inactive for six contests and did not play in another game with New Orleans before being released on Nov. 19. Signed by the Giants to their practice squad on Nov. 22. Spent one game on the Giants' practice squad before being signed to the active roster on Dec. 3 and appearing in the final six games and collecting four receptions for 42 yards.

- At Philadelphia (1/8), started at tight end and snared two receptions for 18 yards in the regular season finale.

**2021 (7/2 - New Orleans):** Appeared in seven games with two starts for the Saints, catching nine passes for 133 yards with a touchdown. Placed on injured reserve on Sept. 6 and missed the first nine games of the season before being designated to return on Nov. 11.

- At Philadelphia (11/21), made his Saints debut and had a 20-yard catch.
- Against Buffalo (11/25), hauled in an 11-yard touchdown catch from Trevor Siemian.
- Against Dallas (12/2), recorded a season-high three catches for 48 yards, including a season-long 30-yard reception.
- At N.Y. Jets (12/12), made his first start as a Saint and recorded three receptions for a team-high 44 yards.

**2020 (15/11 - Denver):** Saw action in 15 games with 11 starts in his first season with the Broncos and recorded 14 receptions for 95 yards with a touchdown. Was inactive for one contest.

- Against Tennessee (9/14), made his Broncos debut.
- At Carolina (12/13), registered a season-high four receptions for 20 yards, including a two-yard touchdown toss from Drew Lock.

**2019 (3/1 - Seattle; 13/6 - Pittsburgh):** Played in all 16 games with seven starts for the Seahawks and Steelers and totaled 17 receptions for 166 yards. Saw action in three games with a start for the Seahawks and tallied four receptions for 38 yards before being traded to the Steelers on Sept. 25. Played in 13 games with six starts for the Steelers and registered 13 catches for 128 yards.

- Against Buffalo (12/15), collected five receptions for 40 yards.

**2018 (15/9, 1/0 - Seattle):** Appeared in 15 games with nine starts and totaled 29 receptions for 269 yards with three touchdowns. Was inactive for one contest. Saw action as a reserve in his first career postseason contest and hauled in one reception for five yards.

- Against L.A. Rams (10/7), collected 43 receiving yards on three receptions.

- Against L.A. Chargers (11/4), posted a career-high six receptions for career-best 52 yards with a touchdown.
- At L.A. Rams (11/11), caught an eight-yard touchdown reception.
- Against Kansas City (12/23), notched two receptions for 11 yards with a touchdown.
- At Dallas (1/5), posted one reception for five yards in NFC Wild Card playoff.

**2017 (15/4 - Seattle):** Appeared in 15 games with four starts and logged 12 receptions for 124 yards with a touchdown. Was inactive for the regular season finale.

- At San Francisco (11/26), tallied two receptions for 29 yards, including a 17-yard touchdown reception from Russell Wilson.
- Against Philadelphia (12/3), registered three receptions for 40 yards.

**2016 (9/2, 0/0 - Seattle):** Appeared in nine games with two starts as a rookie with the Seahawks and collected three receptions for 32 yards. Was inactive for seven contests, including the first four games of the season. Was inactive for both postseason matchups.

- At New Orleans (10/30), notched his first career reception on a seven-yard pass.
- Against Carolina (12/4), caught two passes for 25 yards.

**COLLEGE:**

- Played in 53 games with 15 starts at Ohio State and totaled 55 receptions for 585 yards with six touchdowns during his collegiate career. Finished his career ranking ninth all-time among Ohio State tight ends in receptions and tied for 10th in touchdown receptions. Was invited to the Reese's Senior Bowl.
- As a senior (2015), started 12 games at tight end and recorded 19 catches for 162 yards.
- As a junior (2014), played in all 15 games and posted 19 receptions for 220 yards with five scores, including a touchdown against Oregon in the

National Championship game.

- As a sophomore (2013), played in 13 games and compiled eight catches for 80 yards. Caught his first collegiate touchdown pass against Purdue.
- As a redshirt freshman (2012), played in all 12 games with two starts, ranking fifth on the team with nine receptions and 123 receiving yards.
- As a freshman (2011), redshirted.
- Graduated from Ohio State in August 2015 with a degree in sport industry.

**PERSONAL:**

- Attended Central (Westerville, Ohio) High School and earned All-Ohio, All-Metro, All-OCC and All-District recognition.
- As a senior, made 47 catches for 606 yards with eight touchdowns. Named to Offense-Defense Bowl, Ohio North-South Classic and Big 33 games.
- Also lettered in basketball.
- Follow Vannett on X at @N\_Vannett81 and on Instagram @nickvannett.
- Born Nick Vannett on March 6, 1993 in Westerville, Ohio.

**NICK VANNETT'S TITANS GAME-BY-GAME**

2024 Tennessee Titans				RECEIVING						
Date	Opp.	W/L	P/S	No	Yds	Avg	Lg	TD		
Sept 8	@ Chi	L	p	2	11	5.5	8	0		
Sept 15	NYJ	L	p	0	0	-	0	0		
Sept 22	GB	L	S	2	9	4.5	8	1		
Sept 30	@ Mia	W	p	0	0	-	0	0		
Oct 13	Ind	L	S	0	0	-	0	0		
Oct 20	@ Buf	L	S	4	25	6.3	11	0		
Oct 27	@ Det	L	S	0	0	-	0	0		
Nov 3	NE	W	S	2	33	16.5	24	1		
Nov 10	@ LAC	L	S	0	0	-	0	0		
Nov 17	Min	L	S	1	6	6.0	6	0		
Nov 24	@ Hou	W	p	0	0	-	0	0		
Dec 1	@ Was	L	S	1	6	6.0	6	0		
Dec 8	Jax	L	S	1	4	4.0	4	0		
Dec 15	Cin	L	S	1	7	7.0	7	0		
Dec 22	@ Ind	L	S	0	0	-	0	0		
Dec 29	@ Jax	L	p	1	8	8.0	8t	1		
Jan 4/5	Hou									
<b>Totals</b>				<b>3-13</b>	<b>16/11</b>	<b>15</b>	<b>109</b>	<b>7.3</b>	<b>24</b>	<b>3</b>



## NICK VANNETT'S NFL STATISTICS

### REGULAR SEASON

Year	Team	REGULAR SEASON		RECEIVING					RUSHING				
		GP	GS	No	Yds	Avg	Lg	TD	Att	Yds	Avg	Lg	TD
2016	Seattle	9	2	3	32	10.7	21	0	0	0	-	0	0
2017	Seattle	15	4	12	124	10.3	21	1	0	0	-	0	0
2018	Seattle	15	9	29	269	9.3	32	3	0	0	-	0	0
2019	SEA/PIT	16	7	17	166	9.8	18	0	0	0	-	0	0
2020	Denver	15	11	14	95	6.8	19	1	0	0	-	0	0
2021	New Orleans	7	2	9	133	14.8	30	1	0	0	-	0	0
2022	NO/NYG	9	3	6	55	9.2	15	0	0	0	-	0	0
2023	L.A. Chargers	8	5	1	3	3.0	3	0	0	0	-	0	0
2024	Tennessee	16	11	15	109	7.3	24	3	0	0	-	0	0
<b>NFL Totals</b>		<b>110</b>	<b>54</b>	<b>106</b>	<b>986</b>	<b>9.3</b>	<b>32</b>	<b>9</b>	<b>0</b>	<b>0</b>	<b>-</b>	<b>0</b>	<b>0</b>

### PLAYOFFS

Year	Team	PLAYOFFS		RECEIVING					RUSHING				
		GP	GS	No	Yds	Avg	Lg	TD	Att	Yds	Avg	Lg	TD
2016	Seattle	0	0	0	0	-	0	0	0	0	-	0	0
2018	Seattle	1	0	1	5	5.0	5	0	0	0	-	0	0
2022	N.Y. Giants	2	0	0	0	-	0	0	0	0	-	0	0
<b>NFL Totals</b>		<b>3</b>	<b>0</b>	<b>1</b>	<b>5</b>	<b>5.0</b>	<b>5</b>	<b>0</b>	<b>0</b>	<b>0</b>	<b>-</b>	<b>0</b>	<b>0</b>

#### Single-Game Highs

Receptions - 6 vs. L.A. Chargers (11/4/18)  
 Receiving Yards - 52 vs. L.A. Chargers (11/4/18)  
 Long Reception - 32 vs. L.A. Rams (10/7/18)  
 Touchdowns - **1 (Nine times, last at Jacksonville 12/29/24)**

#### Playoff Single-Game Highs

Receptions - 1 at Dallas (1/5/19)  
 Receiving Yards - 5 at Dallas (1/5/19)  
 Long Reception - 5 at Dallas (1/5/19)

#### Additional Statistics

Special Teams Tackles - 2 (2017)  
 Fumble Recoveries - 1 (2018)  
 Kickoff Returns - 1 for 0 yards (2017)

# 15 NICK WESTBROOK-IKHINE

WIDE RECEIVER • 6'2" • 211 LBS

COLLEGE: INDIANA • ACQUIRED: FREE AGENT - 2020

NFL EXPERIENCE (NFL/TITANS): 5/5 • HOMETOWN: LAKE MARY, FLA.

GAMES PLAYED/GAMES STARTED: 77/38 (PLAYOFFS: 2/0)



**PRO:** The Titans signed Nick Westbrook-Ikhine as a rookie free agent following the 2020 NFL Draft. The 6-foot-2-inch, 211-pounder provides versatility to the passing game with his ability to line up in multiple positions, while also contributing on special teams. From 2020 through 2023, no player appeared in more games in a Titans uniform than Westbrook-Ikhine, who logged 61 games in that stretch and totaled 94 receptions for 1,276 yards and 10 touchdowns. The Lake Mary, Fla., native appeared in 52 games with 36 starts and totaled 144 receptions for 2,226 yards with 16 touchdowns over four seasons at Indiana.

#### CAREER HIGHLIGHTS:

- From the beginning of the 2021 season—Westbrook-Ikhine's second year in the NFL—through 2023, he led the Titans in receptions (91), receiving yards (1,243), touchdown catches (10) and receptions for first downs (59).
- In 2022, Westbrook-Ikhine recorded a career-high 13 starts, posting 25 catches for 397 yards and three touchdowns.
- In 2021, he set career marks in receptions (38), receiving yards (476) and touchdowns (four). His receptions, receiving yards and receiving touchdowns ranked second on the team.
- In 2021, Westbrook-Ikhine registered his first career 100-yard receiving game with seven catches for 107 yards against Houston (11/21/21).

#### TITANS TIDBITS:

- As an avid dog lover, Westbrook-Ikhine took care of dogs while in college through the popular app "Rover." Westbrook-Ikhine joined Rover the summer before his senior year at Indiana, and he would set his rate \$10-15 lower than the average price to ensure he was selected as a dog-sitter. Westbrook-Ikhine would bring the dogs everywhere with him, even to Indiana's indoor field, and would let the dogs run around on the turf. He has his own rescue dog now named Winston.
- In 2021, Westbrook-Ikhine was named the team's Ed Block Courage Award recipient.
- Westbrook-Ikhine and his wife have become involved with Destiny Rescue, a "global, faith-based organization that rescues children out of sexual exploitation and human trafficking and most importantly helps them stay free." He chose to represent the organization through the NFL's My Cause My Cleats initiative.

#### CAREER TRANSACTIONS:

- The Lake Mary, Fla., native was signed by the Titans as a rookie free agent on May 7, 2020.
- Waived by the Titans on Sept. 5, 2020 and signed to the practice squad a day later.
- Activated from the practice squad to the active roster standard elevation on Sept. 14, 2020.
- Signed by the Titans from the practice squad to the active roster on Sept. 16, 2020.

#### SEASON RECAPS:

**2024 (16/8):** Leads the team with a career-high nine receiving touchdowns. Ranks third on the squad with 447 receiving yards. Has three career 100-yard receiving games, including one in 2024 (vs. MIN). Has tied for the team lead in receptions once in 2024 (vs. NE). Has led the team in receiving yards twice in 2024 (vs. MIN, at WAS). Has led the team in special teams tackles once in 2024 (at CHI). Became the fourth undrafted player in the franchise's "Titans era" (1999 to present) to produce 100 career receptions for the team. Tied the franchise record long with a 98-yard touchdown reception against Minnesota (11/17/24).

- At Chicago (9/8), saw action as a reserve at wide receiver and on special teams. Led the team with two special teams tackles on coverage units.
- Against N.Y. Jets (9/15), played as a reserve at wide receiver and on special teams.
- Against Green Bay (9/22), saw action as a reserve at wide receiver and on special teams.
- At Miami (9/30), played as a reserve at wide receiver and on special teams.
- Against Indianapolis (10/13), saw action as a reserve at wide receiver and caught a nine-yard touchdown pass. Evened the score at 7-7 with a nine-yard touchdown grab in the first quarter.
- At Buffalo (10/20), played as a reserve at wide receiver and caught two passes for 10 yards with a touchdown. Extended the Titans' opening scoring drive with a five-yard catch on third-and-three in the first quarter. Gave the Titans a 10-0 advantage by snaring a four-yard touchdown pass from Mason Rudolph in the second quarter.
- At Detroit (10/27), started at wide receiver and snared two receptions for 39 yards with a touchdown. Made it a 14-14 contest with a five-yard touchdown grab in the second stanza. Hauled in a 34-yard reception late in the first half.
- Against New England (11/3), started at wide receiver and tied for the team lead with five receptions for 50 yards with a touchdown. Kept the Titans' second scoring march alive with a 13-yard grab on third-and-10 in the third quarter. Gave the Titans a 17-10 advantage with a six-yard touchdown catch on third-and-six in the fourth stanza.
- At L.A. Chargers (11/10), started at wide receiver and hauled in three receptions for 31 yards.
- Against Minnesota (11/17), played as a reserve at wide receiver and caught two passes for 117 yards with a touchdown. His yardage total ranked second in his career. Flew down the right sideline and hauled in a 98-yard touchdown pass from Will Levis midway through the third quarter, tying the longest touchdown reception in franchise history.
- At Houston (11/24), started at wide receiver and snared two receptions for 48 yards with a touchdown. Got open behind the defense and hauled in a 38-yard touchdown from Will Levis to give the Titans a 10-7 lead late in the first quarter.
- At Washington (12/1), started at wide receiver and led the team with 61 receiving yards on three receptions with a career-high-tying two touchdowns. Registered his second career game with two touchdown receptions. Made a diving, 27-yard touchdown catch in the corner of the end zone late in the second quarter. Hauled in a 17-yard touchdown grab on third-and-seven midway through the fourth quarter.
- Against Jacksonville (12/8), started at wide receiver and hauled in a 19-yard reception.
- Against Cincinnati (12/15), started at wide receiver and grabbed two passes for nine yards.
- At Indianapolis (12/22), played as a reserve at wide receiver and snared two receptions for 17 yards with a touchdown. Got open in the end zone for a six-yard touchdown pass in the final stanza.
- At Jacksonville (12/29), started at wide receiver and caught three passes for 37 yards.

**2023 (14/9):** Played in 14 games with nine starts at wide receiver and ranked second on the team with three receiving touchdowns. Finished the season fourth on the squad with 370 receiving yards and tied for fourth on the team with 28 receptions. Placed on injured reserve on Dec. 20 and missed the final three contests. Led or tied for the team lead in receptions three times in 2023 (vs. CIN, vs. BAL, vs. CAR).

- At New Orleans (9/10), played as a reserve at wide receiver and finished second on the team with four catches and 58 receiving yards. Extended the Titans' final scoring drive with a 21-yard grab on third-and-two in the fourth quarter.
- Against L.A. Chargers (9/17), started at wide receiver and caught three passes for 25 yards with a touchdown. Got open in the end zone for a four-yard touchdown reception and a 24-21 lead with 2:25 remaining in regulation.
- At Cleveland (9/24), played as a reserve at wide receiver in his 50th career regular season game.
- Against Cincinnati (10/1), started at wide receiver and led the team with five receptions for 51 yards with a score. Gave the Titans a 10-3 lead with a 13-yard touchdown grab in the second quarter.
- In London, against Baltimore (10/15), started at wide receiver and led the team with three catches for 25 yards.
- Against Atlanta (10/29), played as a reserve at wide receiver and hauled in a 33-yard touchdown pass. Got open behind the defense for a 33-yard deep shot from Will Levis to give the Titans a 28-16 advantage in the fourth quarter.
- Against Carolina (11/26), started at wide receiver and tied for the team lead with four receptions for 41 yards. Set up the Titans' field goal just before halftime with an 18-yard grab on third-and-one with less than 10 seconds remaining in the second stanza.
- At Miami (12/11), started at wide receiver and caught two passes for 28 yards to go along with a two-point conversion catch. Helped set up a Titans' touchdown with a 23-yard reception down to the Miami three-yard line in the final stanza. Made it a six-point game at 27-21 with a two-point conversion grab in the corner of the end zone in the fourth quarter.

**2022 (17/13):** Played in all 17 games with 13 starts at wide receiver and registered 25 receptions for 397 yards with three touchdowns. Led the team in receiving yards twice in 2022 (at WAS, vs. DEN). Tied for the team lead in receptions twice in 2022 (vs. DEN, vs. CIN). Has two career 100-yard receiving performances, including one in 2022 (vs. DEN). Registered a career-high two receiving touchdowns against Denver (11/13/22).

- At Buffalo (9/19), started at wide receiver and helped set up the Titans' touchdown with a 13-yard, toe-drag grab down to the Bills' two-yard line during the opening drive.
- Against Las Vegas (9/25), started at wide receiver and hauled in three passes for 40 yards. Kept the Titans' third touchdown drive alive with a 10-yard catch on third-and-three in the second quarter.
- At Washington (10/9), started at wide receiver and snared two receptions for a team-best 72 receiving yards. Set up the Titans' game-winning touchdown with a then career-long 61-yard grab to the Washington 12-yard line in the third quarter.
- Against Denver (11/13), started at wide receiver and set career-highs with 119 receiving yards and two receiving touchdowns on five total catches. Cut the Broncos' lead to 10-7 with a nine-yard, toe-drag touchdown grab in the corner of the end zone on third-and-goal with 12 seconds remaining in the first half. Gave the Titans a 14-10 advantage with a 63-yard touchdown catch on a flea flicker in the third quarter.
- Against Cincinnati (11/27), started at wide receiver and tied for the team lead with four catches for 58 yards. Extended the Titans' initial scoring drive with a 25-yard grab on third-and-10 late in the first quarter.
- Against Jacksonville (12/11), started at wide receiver and caught three passes for 23 yards with a touchdown. Extended the Titans' opening touchdown drive with a 13-yard grab on third-and-five in the opening quarter. Snared a two-yard touchdown pass in the corner of the end zone in the fourth quarter.

**2021 (16/7, 1/0):** Saw action in 16 games with seven starts at wide receiver and ranked second on the team with 38 receptions, 476 receiving yards and four receiving touchdowns, establishing career highs in each category. Collected three special teams tackles on coverage units. Was inactive for one game. Played as a reserve in the postseason contest. Led or tied for the team lead in receptions three times in 2021 (vs. IND, at NE, at PIT). Led the team in receiving yards five times in 2021 (vs. IND, vs. HOU, at NE, at PIT, at HOU). Tied for the team lead in special teams tackles once in 2021 (vs. BUF). Named the team's Ed Block Courage Award recipient.

- Against Arizona (9/12), played as a reserve at wide receiver and on special teams. Set up the Titans' first touchdown with a 10-yard catch down to the Cardinals' one-yard line on third-and-10 in the second

quarter.

- Against Indianapolis (9/26), started at wide receiver and led the team with a then-career-high four catches and a then-career-best 53 receiving yards with his first career touchdown. Corralled his first career touchdown reception on an 18-yard slant to give the Titans a 14-7 lead in the second quarter. Drew a 30-yard pass interference penalty during the Titans' third touchdown drive early in the fourth quarter.
- Against Buffalo (10/18), saw action as a reserve at wide receiver and caught three passes for 27 yards. Registered a special teams stop on coverage units. Hauled in all three receptions for 27 yards, including an eight-yard grab on third-and-six during the Titans' game-winning touchdown drive in the fourth quarter.
- At Indianapolis (10/31), played as a reserve at wide receiver and caught two passes for 16 yards with a touchdown. Posted a special teams tackle on coverage units. Gave the Titans a 21-17 lead with a five-yard touchdown catch on third-and-four in the third stanza.
- Against New Orleans (11/14), started at wide receiver and hauled in one reception for 10 yards. Recovered the Saints' onside kick late in the fourth quarter which sealed the victory.
- Against Houston (11/21), led the team with a then career-high 107 receiving yards on a career-best seven receptions. Kept the Titans' touchdown drive alive in the third quarter with an 16-yard reception on third-and-nine.
- At New England (11/28), started at wide receiver and tied for the team lead with two receptions for a team-high 25 yards with a touchdown. Cut the Patriots lead to 7-6 with a one-yard touchdown catch from Ryan Tannehill on third-and-one early in the second quarter.
- At Pittsburgh (12/19), started at wide receiver and tied for the team lead with four catches for a team-best 32 receiving yards.
- Against San Francisco (12/23), played as a reserve at wide receiver and snared two receptions for 38 yards. Extended the Titans' first scoring drive with a 24-yard reception on third-and-15 in the third quarter.
- At Houston (1/9), played as a reserve at wide receiver and led the team with 78 receiving yards on four catches with a touchdown. Hauled in a 29-yard reception over the middle and between two defenders in the opening quarter. Snared a four-yard touchdown pass with 11 seconds remaining in the first half. Got open after Tannehill somehow eluded a sack and snagged a 36-yard completion on third-and-five in the fourth quarter.
- Against Cincinnati (1/22), saw action as a reserve at wide receiver in the divisional playoff match.

**2020 (14/1, 1/0):** Appeared in 14 games with one start at wide receiver as a rookie and caught three passes for 33 yards. Collected two special teams tackles on coverage units. Was inactive for two games. Saw action as a reserve in the postseason contest and caught two passes for 17 yards and led the team with a special teams tackle. Led or tied for the team lead in special teams tackles twice in 2020 (at HOU, vs. BAL). Made his NFL debut against Jacksonville (9/20/20). Made his first career start against Houston (10/18/20).

- Against Jacksonville (9/20), played as a reserve on special teams and at wide receiver in his first NFL contest.
- Against Buffalo (10/13), played significant snaps as a reserve at wide receiver and notched his first career NFL reception for seven yards.
- Against Houston (10/18), made his first career start at wide receiver and hauled in a two-point conversion in the fourth quarter. Increased the Titans' lead to 29-23 with a two-point conversion grab in the back of the endzone in the fourth quarter.
- At Baltimore (11/22), played as a reserve on special teams and caught one pass from Logan Woodside for seven yards on a fake punt in the second quarter.
- Against Detroit (12/20), played as a reserve on special teams. Notched a tackle on defense and a special teams stop on coverage units. Raced down the field as a gunner and stonewalled Jamal Agnew for a one-yard loss on a punt return in the third quarter. Sniffed out a fake punt and stuffed C.J. Moore one yard short of the first down in the fourth quarter.

#### COLLEGE:

- Appeared in 52 games with 36 starts and totaled 144 receptions for 2,226 yards with 16 touchdowns over four seasons at Indiana. Ranked sixth in school history in catches, seventh in yardage and touchdowns, and tied for seventh in 100-yard receiving games (six). Became the seventh Hoosier to reach 125 receptions and 2,000 yards.
- As a senior (2019), appeared in all 13 games and made 12 starts.



Caught 42 passes for 572 yards and a team-high five touchdowns. Named as a William V. Campbell Trophy semifinalist.

- As a redshirt junior (2018), started all 12 games and made 42 catches for a team-leading 590 yards and four touchdowns. Named to the Biletnikoff Award Watch List.

- As a junior (2017), received a medical redshirt after suffering a season-ending injury in the season opener.

- As a sophomore (2016), saw action in all 13 games and made 12 starts. Made 54 receptions for 995 yards and six touchdowns, all of which were career-high marks. His 995 yards led the team and ranked seventh on Indiana's single-season list.

- As a freshman (2015), appeared in all 13 games and made six receptions for 69 yards and one touchdown.

- Graduated in December 2019 with a business marketing degree from Indiana.

**PERSONAL:**

- Married to Hannah.

- Attended Lake Mary (Fla.) High School where he was named first team all-state, all-district and All-Central Florida as a senior after he recorded 84 receptions for 1,853 yards and 21 touchdowns.

- Caught 52 passes for 826 yards and 13 scores as a junior.

- Also lettered in track and field and lacrosse.

- Son of Amy and Jeff Nickel.

- Follow Westbrook-Ikhine on X at @nick\_west15 and on Instagram at @nickwestbrook15.

- Born Nicholas Westbrook-Ikhine on March 21, 1997 in Lake Mary, Fla.

## NICK WESTBROOK-IKHINE'S GAME-BY-GAME

### 2020 Tennessee Titans

Date	Opp.	W/L	P/S	RECEIVING				
				No	Yds	Avg	Lg	TD
Sept 14	@ Den	W	IA					
Sept 20	Jax	W	p	0	0	-	0	0
Sept 27	@ Min	W	p	0	0	-	0	0
Oct 13	Buf	W	p	1	7	7.0	7	0
Oct 18	Hou	W	S	0	0	-	0	0
Oct 25	Pit	L	p	0	0	-	0	0
Nov 1	@ Cin	L	p	0	0	-	0	0
Nov 8	Chi	W	p	0	0	-	0	0
Nov 12	Ind	L	p	0	0	-	0	0
Nov 22	@ Bal	W	p	1	7	7.0	7	0
Nov 29	@ Ind	W	p	0	0	-	0	0
Dec 6	Cle	L	IA					
Dec 13	@ Jax	W	p	0	0	-	0	0
Dec 20	Det	W	p	0	0	-	0	0
Dec 27	@ GB	L	p	1	19	19.0	19	0
Jan 3	@ Hou	W	p	0	0	-	0	0
<b>Totals</b>		<b>11-5</b>	<b>14/1</b>	<b>3</b>	<b>33</b>	<b>11.0</b>	<b>19</b>	<b>0</b>
<b>Playoffs</b>								
Jan 10	Bal	L	p	2	17	8.5	12	0
<b>Totals</b>		<b>0-1</b>	<b>1/0</b>	<b>2</b>	<b>17</b>	<b>8.5</b>	<b>12</b>	<b>0</b>

### 2021 Tennessee Titans

Date	Opp.	W/L	P/S	RECEIVING				
				No	Yds	Avg	Lg	TD
Sept 12	Ari	L	p	1	10	10.0	10	0
Sept 19	@ Sea	W	p	1	6	6.0	6	0
Sept 26	Ind	W	S	4	53	13.3	18t	1
Oct 3	@ NYJ	L	S	3	29	9.7	18	0
Oct 10	@ Jax	W	IA					
Oct 18	Buf	W	p	3	27	9.0	14	0
Oct 24	KC	W	p	0	0	-	0	0
Oct 31	@ Ind	W	p	2	16	8.0	11	1
Nov 7	@ LAR	W	p	1	14	14.0	14	0
Nov 14	NO	W	S	1	10	10.0	10	0
Nov 21	Hou	L	p	7	107	15.3	46	0
Nov 28	@ NE	L	S	2	25	12.5	24	1
Dec 12	Jax	W	S	3	31	10.3	15	0
Dec 19	@ Pit	L	S	4	32	8.0	12	0
Dec 23	SF	W	p	2	38	19.0	24	0
Jan 2	Mia	W	S	0	0	-	0	0
Jan 9	@ Hou	W	p	4	78	19.5	36	1
<b>Totals</b>		<b>12-5</b>	<b>16/7</b>	<b>38</b>	<b>476</b>	<b>12.5</b>	<b>46</b>	<b>4</b>
<b>Playoffs</b>								
Jan 22	Cin	L	p	0	0	-	0	0
<b>Totals</b>		<b>0-1</b>	<b>1/0</b>	<b>0</b>	<b>0</b>	<b>-</b>	<b>0</b>	<b>0</b>

### 2022 Tennessee Titans

Date	Opp.	W/L	P/S	RECEIVING				
				No	Yds	Avg	Lg	TD
Sept 11	NYG	L	S	1	13	13.0	13	0
Sept 19	@ Buf	L	S	1	13	13.0	13	0
Sept 25	LV	W	S	3	40	13.3	15	0
Oct 2	@ Ind	W	p	0	0	-	0	0
Oct 9	@ Was	W	S	2	72	36.0	61	0

Oct 23	Ind	W	S	0	0	-	0	0
Oct 30	@ Hou	W	S	0	0	-	0	0
Nov 6	@ KC	L	p	0	0	-	0	0
Nov 13	Den	W	S	5	119	23.8	63t	2
Nov 17	@ GB	W	S	2	28	14.0	19	0
Nov 27	Cin	L	S	4	58	14.5	25	0
Dec 4	@ Phi	L	p	1	4	4.0	4	0
Dec 11	Jax	L	S	3	23	7.7	13	1
Dec 18	@ LAC	L	S	0	0	-	0	0
Dec 24	Hou	L	S	2	23	11.5	14	0
Dec 29	Dal	L	S	1	4	4.0	4	0
Jan 7	@ Jax	L	p	0	0	-	0	0
<b>Totals</b>		<b>7-10</b>	<b>17/13</b>	<b>25</b>	<b>397</b>	<b>15.9</b>	<b>63t</b>	<b>3</b>

### 2023 Tennessee Titans

Date	Opp.	W/L	P/S	RECEIVING				
				No	Yds	Avg	Lg	TD
Sept 10	@ NO	L	p	4	58	14.5	24	0
Sept 17	LAC	W	S	3	25	8.3	14	1
Sept 24	@ Cle	L	p	0	0	-	0	0
Oct 1	Cin	W	S	5	51	10.2	22	1
Oct 8	@ Ind	L	S	1	9	9.0	9	0
Oct 15	Bal	L	S	3	25	8.3	10	0
Oct 29	Atl	W	p	1	33	33.0	33t	1
Nov 2	@ Pit	L	p	1	23	23.0	23	0
Nov 12	@ TB	L	p	1	9	9.0	9	0
Nov 19	@ Jax	L	S	1	7	7.0	7	0
Nov 26	Car	W	S	4	41	10.3	18	0
Dec 3	Ind	L	S	1	28	28.0	28	0
Dec 11	@ Mia	W	S	2	28	14.0	23	0
Dec 17	Hou	L	S	1	33	33.0	33	0
Dec 24	Sea							
Dec 31	@ Hou							
Jan 7	Jax							
<b>Totals</b>		<b>5-9</b>	<b>14/9</b>	<b>28</b>	<b>370</b>	<b>13.2</b>	<b>33t</b>	<b>3</b>

### 2024 Tennessee Titans

Date	Opp.	W/L	P/S	RECEIVING				
				No	Yds	Avg	Lg	TD
Sept 8	@ Chi	L	p	0	0	-	0	0
Sept 15	NYJ	L	p	0	0	-	0	0
Sept 22	GB	L	p	0	0	-	0	0
Sept 30	@ Mia	W	p	0	0	-	0	0
Oct 13	Ind	L	p	1	9	9.0	9t	1
Oct 20	@ Buf	L	p	2	10	5.0	6	1
Oct 27	@ Det	L	S	2	39	19.5	34	1
Nov 3	NE	W	S	5	50	10.0	14	1
Nov 10	@ LAC	L	S	3	31	10.3	13	0
Nov 17	Min	L	p	2	117	58.5	98t	1
Nov 24	@ Hou	W	S	2	48	24.0	38t	1
Dec 1	@ Was	L	S	3	61	20.3	27t	2
Dec 8	Jax	L	S	1	19	19.0	19	0
Dec 15	Cin	L	S	2	9	4.5	5	0
Dec 22	@ Ind	L	p	2	17	8.5	11	1
Dec 29	@ Jax	L	S	3	37	12.3	18	0
Jan 4/5	Hou							
<b>Totals</b>		<b>3-13</b>	<b>16/8</b>	<b>28</b>	<b>447</b>	<b>16.0</b>	<b>98t</b>	<b>9</b>

## NICK WESTBROOK-IKHINE'S NFL STATISTICS

### REGULAR SEASON

Year	Team	REGULAR SEASON		RECEIVING					RUSHING				
		GP	GS	No	Yds	Avg	Lg	TD	Att	Yds	Avg	Lg	TD
2020	Tennessee	14	1	3	33	11.0	19	0	0	0	-	0	0
2021	Tennessee	16	7	38	476	12.5	46	4	0	0	-	0	0
2022	Tennessee	17	13	25	397	15.9	63t	3	0	0	-	0	0
2023	Tennessee	14	9	28	370	13.2	33t	3	0	0	-	0	0
2024	Tennessee	16	8	28	447	16.0	98t	9	0	0	-	0	0
<b>NFL Totals</b>		<b>77</b>	<b>38</b>	<b>122</b>	<b>1,723</b>	<b>14.1</b>	<b>98t</b>	<b>19</b>	<b>0</b>	<b>0</b>	<b>-</b>	<b>0</b>	<b>0</b>

### PLAYOFFS

Year	Team	PLAYOFFS		RECEIVING					RUSHING				
		GP	GS	No	Yds	Avg	Lg	TD	Att	Yds	Avg	Lg	TD
2020	Tennessee	1	0	2	17	8.5	12	0	0	0	-	0	0
2021	Tennessee	1	0	0	0	-	0	0	0	0	-	0	0
<b>NFL Totals</b>		<b>2</b>	<b>0</b>	<b>2</b>	<b>17</b>	<b>8.5</b>	<b>12</b>	<b>0</b>	<b>0</b>	<b>0</b>	<b>-</b>	<b>0</b>	<b>0</b>

#### Single-Game Highs

Receptions - 7 vs. Houston (11/21/21)  
 Receiving Yards - 119 vs. Denver (11/13/22)  
 Long Reception - **98t vs. Minnesota (11/17/24)**  
 Receiving Touchdowns - **2 (Twice, last at Washington 12/1/24)**

#### Playoff Single-Game Highs

Receptions - 2 vs. Baltimore (1/10/21)  
 Receiving Yards - 17 vs. Baltimore (1/10/21)  
 Long Reception - 12 vs. Baltimore (1/10/21)

#### Additional Career Statistics

Tackles - 1 (2020)  
 Special Teams Tackles - 2 (2020), 3 (2021); **2 (2024)**  
 Misc. Tackles - 1 (2020), 1 (2022), **2 (2024)**  
 Two-Point Conversions - 1 reception (2020); 1 reception (2023)  
 Fumble Recoveries - 1 (2022)

#### Additional Career Playoff Statistics

Special Teams Tackles - 1 (2020)



# 81 JOSH WHYLE

TIGHT END • 6'7" • 248 LBS

COLLEGE: CINCINNATI • ACQUIRED: 5TH ROUND - 2023

NFL EXPERIENCE (NFL/TITANS): 2/2 • HOMETOWN: CINCINNATI, OHIO

GAMES PLAYED/GAMES STARTED: 27/7 (PLAYOFFS: 0/0)



**PRO:** The Titans selected Josh Whyle in the fifth round (147th overall) of the 2023 NFL Draft to bring youth and receiving ability to the tight end corps. The 6-foot-7-inch, 248-pounder appeared in 11 games as a rookie and started three at tight end. He registered nine receptions for 94 yards and a touchdown before being placed on injured reserve on Dec. 30. Whyle appeared in 52 games with 20 starts over five seasons (2018-22) at Cincinnati and caught 88 passes for 1,062 yards with 15 touchdowns.

#### CAREER HIGHLIGHTS:

- Whyle was a three-time All-AAC selection who set the Bearcats' school record for most career receiving touchdowns by a tight end with 15 scoring grabs.

#### TITANS TIDBITS:

- Whyle had the chance to meet Titans great Delanie Walker at the 2023 NFL Combine and the two tight ends enjoyed dinner together one evening.
- Whyle loves country music and his all-time favorite artists are Johnny Cash, Luke Combs and Kenny Chesney.
- In his free time, Whyle enjoys being outdoors and likes to golf and fish.
- Whyle is a cat lover and has two named Boots and Georgie.

#### CAREER TRANSACTIONS:

- The Cincinnati, Ohio, native was selected by the Titans in the fifth round (147th overall) of the 2023 NFL Draft.

#### SEASON RECAPS:

##### 2024 (16/4):

- At Chicago (9/8), saw action as a reserve at tight end.
- Against N.Y. Jets (9/15), played as a reserve at tight end and collected two receptions for 13 yards. Hauled in a 12-yard catch down to the Jets' 10-yard line during the Titans' opening touchdown drive.
- Against Green Bay (9/22), started at tight end and hauled in a career-high four catches for a career-best 43 yards. Kickstarted the Titans opening touchdown drive with a 23-yard catch in the first quarter. Extended the Titans' opening touchdown drive with a seven-yard grab on third-and-three in the opening stanza.
- At Miami (9/30), saw action as a reserve at tight end and snared one pass for five yards. Extended the Titans' opening scoring drive with a five-yard grab on third-and-four in the first quarter.
- Against Indianapolis (10/13), started at tight end and hauled in a two-yard reception. Registered a special teams tackle on coverage units.
- At Buffalo (10/20), started at tight end and grabbed three passes for 34 yards. All three of his receptions resulted in first downs.
- At Detroit (10/27), started at tight end and snared two receptions for 33 yards. Kickstarted the Titans' opening touchdown drive with a career-long 33-yard reception over the middle in the first quarter. Amassed a special teams tackle.
- Against New England (11/3), played as a reserve at tight end and recorded a 12-yard reception.
- At L.A. Chargers (11/10), saw action as a reserve at tight end.
- Against Minnesota (11/17), played as a reserve at tight end and collected one reception for six yards.
- At Houston (11/24), notched a special teams tackle on coverage units.
- At Washington (12/1), played as a reserve at tight end and caught one pass for three yards. Recorded a special teams tackle on coverage units.
- Against Jacksonville (12/8), saw action as a reserve at tight end and grabbed two receptions for 31 yards.
- Against Cincinnati (12/15), played as a reserve at tight end and snared

a career-best five receptions for 37 yards with a touchdown. Hauled in a 13-yard touchdown pass from Mason Rudolph on the final play of the contest.

- At Indianapolis (12/22), played as a reserve at tight end and on special teams.
- At Jacksonville (12/29), saw action as a reserve at tight end and on special teams.

**2023 (11/3):** Played in 11 games with three starts at tight end as a rookie and registered nine receptions for 94 yards with a touchdown. Recorded a special teams tackle on coverage units. Was inactive for three contests and did not play in another game. Placed on injured reserve on Dec. 30 and missed the final two games. Tied for the team lead in special teams tackles once in 2023 (at IND). Made his NFL debut at New Orleans (9/10/23). Made his first career NFL start at Indianapolis (10/8/23).

- At New Orleans (9/10), played as a reserve on special teams and saw limited snaps at tight end in his first career NFL contest.
- Against Cincinnati (10/1), saw action as a reserve at tight end and caught two passes for 26 yards with his first career touchdown. Hauled in his first career catch, a 24-yarder down the seam, during the Titans' first touchdown drive in the second quarter. Got open in the back of the end zone and secured his first career touchdown on a two-yard pass from Derrick Henry late in the second stanza.
- At Indianapolis (10/8), made his first career NFL start at tight end and caught one pass for seven yards. Tied for the team lead with a special teams stop on coverage units.
- At Tampa Bay (11/12), started at tight end and caught two passes for 16 yards.
- Against Indianapolis (12/3), played as a reserve at tight end and caught one pass for 16 yards.

#### COLLEGE:

- In five seasons at Cincinnati (2018-22), Whyle appeared in 52 games with 20 starts and tallied 88 receptions for 1,062 yards with 15 touchdowns with all but two catches coming in his final three seasons. Collected All-AAC first-team accolades as a senior in 2022, solidifying himself as one of the nation's top all-around tight ends. Set the Cincinnati school record for career touchdown receptions by a tight end (15), breaking Brent Celek's mark.
- As a senior (2022), appeared in 12 games with 10 starts and collected All-AAC first-team honors. Selected as a team captain and hauled in 32 receptions for 326 yards with three touchdowns.
- As a junior (2021), played in 14 games with eight starts and earned All-AAC honorable mention accolades. Ranked second on the squad with six touchdowns to go along with his 332 receiving yards on 26 catches. Scored five touchdowns in four weeks from Oct. 23 to Nov. 12.
- As a sophomore (2020), played in 10 games with two starts at tight end and led the team with 353 receiving yards on 28 catches with six touchdowns. Earned third-team All-America honors from Pro Football Focus and second-team All-AAC accolades. According to Pro Football Focus, he generated a 92.9 receiving grade and 2.94 yards per route run avg., both of which trailed only Kyle Pitts for the best among NCAA FBS tight ends.
- As a redshirt freshman (2019), appeared in all 12 games as a reserve and made a pair of catches for 51 yards. Named to the 2019 AAC All-Academic Team.
- Graduated from Cincinnati in the Fall of 2021 with a degree in criminal justice.

**PERSONAL:**

- Attended La Salle (Cincinnati, Ohio) High School and helped lead the program to a 50-8 record with three Ohio High School Athletic Association Division II titles.
- As a senior (2017), led the Lancers and ranked fourth in the GCL South with 37 receptions for 442 yards and three touchdowns. Received first-team Division II All-Ohio and first-team All-Southwest District Division II honors by the Ohio Prep Sportswriters Association. Also earned first-team All-GCL South honors.
- As a junior (2016), caught 40 passes for 546 yards and six touchdowns as he helped the Lancers capture their third-consecutive state title. Earned first-team All-GCL South honors.
- Also competed in basketball.
- Son of Tim and Christine Whyte and has an older brother, Jacob.
- Follow Whyte on Instagram at @joshwhyte.
- Follow Whyte on X at @JoshWhyte81.
- Born Joshua James Whyte on Sept. 8, 1999 in Cincinnati, Ohio.

**JOSH WHYLE'S GAME-BY-GAME**

2023 Tennessee Titans				RECEIVING						
Date	Opp.	W/L	P/S	No	Yds	Avg	Lg	TD		
Sept 10	@ NO	L	p	0	0	-	0	0		
Sept 17	LAC	W	p	0	0	-	0	0		
Sept 24	@ Cle	L	p	0	0	-	0	0		
Oct 1	Cin	W	p	2	26	13.0	24	1		
Oct 8	@ Ind	L	S	1	7	7.0	7	0		
Oct 15	Bal	L	p	1	11	11.0	11	0		
Oct 29	Atl	W	IA							
Nov 2	@ Pit	L	p	0	0	-	0	0		
Nov 12	@ TB	L	S	2	16	8.0	10	0		
Nov 19	@ Jax	L	S	1	7	7.0	7	0		
Nov 26	Car	W	p	1	11	11.0	11	0		
Dec 3	Ind	L	p	1	16	16.0	16	0		
Dec 11	@ Mia	W	IA							
Dec 17	Hou	L	IA							
Dec 24	Sea	L	DNP							
Dec 31	@ Hou			Placed on injured reserve on Dec. 30						
Jan 7	Jax									
<b>Totals</b>		<b>5-10</b>	<b>11/3</b>	<b>9</b>	<b>94</b>	<b>10.4</b>	<b>24</b>	<b>1</b>		

2024 Tennessee Titans				RECEIVING					
Date	Opp.	W/L	P/S	No	Yds	Avg	Lg	TD	
Sept 8	@ Chi	L	p	0	0	-	0	0	
Sept 15	NYJ	L	p	2	13	6.5	12	0	
Sept 22	GB	L	S	4	43	10.8	23	0	
Sept 30	@ Mia	W	p	1	5	5.0	5	0	
Oct 13	Ind	L	S	1	2	2.0	2	0	
Oct 20	@ Buf	L	S	3	34	11.3	12	0	
Oct 27	@ Det	L	S	2	33	16.5	33	0	
Nov 3	NE	W	p	1	12	12.0	12	0	
Nov 10	@ LAC	L	p	0	0	-	0	0	
Nov 17	Min	L	p	1	6	6.0	6	0	
Nov 24	@ Hou	W	p	0	0	-	0	0	
Dec 1	@ Was	L	p	1	3	3.0	3	0	
Dec 8	Jax	L	p	2	31	15.5	23	0	
Dec 15	Cin	L	p	5	37	7.4	13t	1	
Dec 22	@ Ind	L	p	0	0	-	0	0	
Dec 29	@ Jax	L	p	0	0	-	0	0	
Jan 4/5	Hou								
<b>Totals</b>		<b>3-13</b>	<b>16/4</b>	<b>23</b>	<b>219</b>	<b>9.5</b>	<b>33</b>	<b>1</b>	

**JOSH WHYLE'S NFL STATISTICS**

REGULAR SEASON				RECEIVING					RUSHING				
Year	Team	GP	GS	No	Yds	Avg	Lg	TD	Att	Yds	Avg	Lg	TD
2023	Tennessee	11	3	9	94	10.4	24	1	0	0	-	0	0
2024	Tennessee	16	4	23	219	9.5	33	1	0	0	-	0	0
<b>NFL Totals</b>		<b>27</b>	<b>7</b>	<b>32</b>	<b>313</b>	<b>9.8</b>	<b>33</b>	<b>2</b>	<b>0</b>	<b>0</b>	<b>-</b>	<b>0</b>	<b>0</b>

**Single-Game Highs**

- Receptions - **5 vs. Cincinnati (12/15/24)**
- Receiving Yards - **43 vs. Green Bay (9/22/24)**
- Long Reception - **33 at Detroit (10/27/24)**
- Receiving Touchdowns - **1 (Twice, last vs. Cincinnati 12/15/24)**

**Additional Statistics**

Special Teams Tackles - 1 (2023), **4 (2024)**



# 52 JAMES WILLIAMS

LINEBACKER • 6'4" • 232 LBS

COLLEGE: MIAMI (FLA.) • ACQUIRED: 7TH ROUND - 2024

NFL EXPERIENCE (NFL/TITANS): ROOKIE • HOMETOWN: FORT LAUDERDALE, FLA.

GAMES PLAYED/GAMES STARTED: 12/0 (PLAYOFFS: 0/0)



**PRO:** The Titans selected James Williams in the seventh round of the 2024 NFL Draft. The 6-foot-4-inch, 232-pounder is a versatile athlete that is known for his speed, aggression and hard-hitting ability. The University of Miami (Fla.) product saw action in 33 games as a safety for the Hurricanes and amassed 162 tackles with four interceptions. Williams will look to make the transition to linebacker with the Titans and carve out a role on special teams coverage units at the NFL level.

#### TITANS TIDBITS:

- Williams played against fellow 2024 Titans draftee Jarvis Brownlee Jr. since they were both young from pee wee ball through high school.
- Williams' hidden talent is writing poetry.

#### CAREER TRANSACTIONS:

- The Fort Lauderdale, Fla., native was selected by the Titans in the seventh round (242nd overall) of the 2024 NFL Draft.

#### SEASON RECAPS:

**2024 (12/0):** Tied for third on the team with seven special teams tackles. Has led or tied for the team lead in special teams tackles four times in 2024 (vs. NE, vs. MIN, at WAS, vs. CIN). Made his NFL debut at Chicago (9/8/24).

- At Chicago (9/8), saw action as a reserve on special teams in his first career NFL contest.
- Against N.Y. Jets (9/15), was inactive.
- Against Green Bay (9/22), was inactive.
- At Miami (9/30), was inactive.
- Against Indianapolis (10/13), was inactive.
- At Buffalo (10/20), played as a reserve on special teams.
- At Detroit (10/27), saw action as a reserve on special teams.
- Against New England (11/3), totaled a special teams tackle on coverage units.
- At L.A. Chargers (11/10), played as a reserve on special teams.
- Against Minnesota (11/17), tied for the team lead with a special teams stop on coverage units.
- At Houston (11/24), notched a special teams tackle on coverage units.
- At Washington (12/1), led the team with three special teams tackles on coverage units.
- Against Jacksonville (12/8), saw action as a reserve on special teams.
- Against Cincinnati (12/15), saw significant action as a reserve at linebacker and tied for second on the team with seven tackles. Tied for the team lead with a special teams tackle on coverage units.
- At Indianapolis (12/22), played as a reserve at linebacker and collected six tackles.
- At Jacksonville (12/29), saw action as a reserve on special teams.

#### COLLEGE:

• Played in 33 games with 29 starts in three seasons at Miami (Fla.) and recorded 162 tackles, four interceptions, 17 passes defended, three forced fumbles and three fumble recoveries. Announced his intentions to forego his final year of eligibility and enter NFL Draft at conclusion of 2023 regular season.

**AS A JUNIOR (2023),** started all 12 games of the regular season and ranked second on team with 73 tackles. Added an interception, two forced fumbles, five passes defended and a fumble recovery.

- Against Texas A&M (9/9), notched nine tackles in win over the No. 23 Aggies.

- Against Georgia Tech (10/7), posted his first interception of the season and returned it 44 yards.
- Against Virginia (10/28), registered a career-high 13 tackles in an overtime victory.

**AS A SOPHOMORE (2022),** played in 11 games with 10 starts at safety and ranked second on team with 58 total tackles, including a tackle for loss, an interception and seven passes defended, which ranked among team leaders. Added two fumble recoveries and one forced fumble.

- Against Bethune-Cookman (9/3), started the season opener and posted three tackles and his first interception of season.
- Against Southern Mississippi (9/10), notched five tackles, including a half tackle for loss and a pass defended.
- At Texas A&M (9/17), led team with seven tackles to go along with two passes defended.
- At Virginia Tech (10/15), posted six tackles and two pass breakups in the win.
- Against Duke (10/22), amassed five tackles, as well as forced and recovered a fumble.
- Against Pittsburgh (11/26), led the team with 10 tackles while notching a fumble recovery and pass breakup.

**AS A TRUE FRESHMAN (2021),** saw action in 10 games and made seven starts while earning All-ACC honorable mention recognition. Collected 31 tackles and a half tackle for loss while leading the Hurricanes with two interceptions. Missed final two games of season due to injury.

- Against Alabama (9/4), made collegiate debut in season opener and had two tackles.
- Against Central Connecticut State (9/25), made his first start and recorded first interception of career. The start began a streak of seven straight starts to end his season.
- At Pittsburgh (10/30), earned ACC Defensive Back of the Week honors after collecting a then career-high nine tackles and his second interception of season.
- Majored in sports administration at Miami (Fla.).

#### PERSONAL:

- Attended Plantation American Heritage (Fla.) High School as a senior and was a five-star prospect by 247Sports and Rivals. Listed as the No. 19 overall player in the Rivals Top 250 and was ranked the No. 1 safety nationally and the No. 4 player in Florida by Rivals. Was selected to the Under Armour All-America Game and U.S. Army All-American Bowl.
- As a junior at Western High School, recorded 62 tackles, 2.5 tackles for loss, a sack, six interceptions, four passes defended, five forced fumbles, a fumble recovery and an interception returned for a touchdown.
- Also played on the basketball team.
- Son of Maria Gibson.
- Follow Gray on Instagram, X and TikTok at @begreat\_20.
- Born James Williams on Feb. 15, 2003 in Opa Locka, Florida.



## JAMES WILLIAMS' COLLEGE STATISTICS

REGULAR SEASON		TACKLES								INTERCEPTIONS					FUMBLES		
Year	Team	GP	GS	Tot	Solo	Asst	Sk	Yds	TFL	No	Yds	Lg	TD	PD	FF	FR	Yds
2021	Miami (Fla.)	10	7	31	20	11	0.0	0.0	0.5	2	0	0	0	4	0	0	0
2022	Miami (Fla.)	11	10	58	38	20	0.0	0.0	1.0	1	0	0	0	7	1	2	0
2023	Miami (Fla.)	12	12	73	48	25	0.0	0.0	0.5	1	44	44	0	6	2	1	0
<b>Totals</b>		<b>33</b>	<b>29</b>	<b>162</b>	<b>106</b>	<b>56</b>	<b>0.0</b>	<b>0.0</b>	<b>2.0</b>	<b>4</b>	<b>44</b>	<b>44</b>	<b>0</b>	<b>17</b>	<b>3</b>	<b>3</b>	<b>0</b>

### Single-Game Highs

Tackles - 13 vs. Virginia (10/28/23)

Forced Fumbles - 1 (Three times, last at Boston College 11/24/23)

Interceptions - 1 (Four times, last vs. Georgia Tech 10/7/23)

Passes Defensed - 2 (Four times, last vs. Georgia Tech 10/7/23)

Tackles for Loss - 1 vs. Florida State (11/5/22)

## JAMES WILLIAMS' GAME-BY-GAME

2024 Tennessee Titans																							
Date	Opp	W/L	P/S	Tot	Solo	Asst	Sk	-Yds	QBP	TFL	Int	-Yds	-TD	PD	FF	FR	-Yds	SpT					
Sept 8	@ Chi	L	p	0	0	0	0.0	0.0	0	0	0	0	0	0	0	0	0	0	0				
Sept 15	NYJ	L	IA																				
Sept 22	GB	L	IA																				
Sept 30	@ Mia	W	IA																				
Oct 13	Ind	L	IA																				
Oct 20	@ Buf	L	p	0	0	0	0.0	0.0	0	0	0	0	0	0	0	0	0	0	0				
Oct 27	@ Det	L	p	0	0	0	0.0	0.0	0	0	0	0	0	0	0	0	0	0	0				
Nov 3	NE	W	p	0	0	0	0.0	0.0	0	0	0	0	0	0	0	0	0	0	1				
Nov 10	@ LAC	L	p	0	0	0	0.0	0.0	0	0	0	0	0	0	0	0	0	0	0				
Nov 17	Min	L	p	0	0	0	0.0	0.0	0	0	0	0	0	0	0	0	0	0	1				
Nov 24	@ Hou	W	p	0	0	0	0.0	0.0	0	0	0	0	0	0	0	0	0	0	1				
<b>Totals</b>										<b>3-13</b>	<b>12/0</b>	<b>13</b>	<b>10</b>	<b>3</b>	<b>0.0</b>	<b>0.0</b>	<b>0</b>	<b>0</b>	<b>0</b>	<b>0</b>	<b>0</b>	<b>0</b>	<b>7</b>

## JAMES WILLIAMS' NFL STATISTICS

REGULAR SEASON		TACKLES								INTERCEPTIONS					FUMBLES				
Year	Team	GP	GS	Tot	Solo	Asst	Sk	Yds	QBP	TFL	No	Yds	Lg	TD	PD	FF	FR	Yds	SpT
2024	Tennessee	12	0	13	10	3	0.0	0.0	0	0	0	0	0	0	0	0	0	0	7
<b>NFL Totals</b>		<b>12</b>	<b>0</b>	<b>13</b>	<b>10</b>	<b>3</b>	<b>0.0</b>	<b>0.0</b>	<b>0</b>	<b>0</b>	<b>0</b>	<b>0</b>	<b>0</b>	<b>0</b>	<b>0</b>	<b>0</b>	<b>0</b>	<b>0</b>	<b>7</b>

### Single-Game Highs

Tackles - 7 vs. Cincinnati (12/15/24)

Special Teams Tackles - 3 at Washington (12/1/24)

### Additional Career Statistics

Special Teams Fumble Recovery - 1 (2024)

# 35 DARYL WORLEY

CORNERBACK • 6'1" • 210 LBS

COLLEGE: WEST VIRGINIA • ACQUIRED: FREE AGENT - 2024

NFL EXPERIENCE (NFL/TITANS): 9/1 • HOMETOWN: PHILADELPHIA, PA.

GAMES PLAYED/GAMES STARTED: 98/63 (PLAYOFFS: 2/1)



**PRO:** The Titans signed cornerback Daryl Worley to the team's practice squad to add depth to the defensive back room after multiple injuries plagued the team. The 6-foot-1-inch, 210-pounder was originally drafted by the Carolina Panthers in the 2016 NFL Draft. He has appeared in 90 games with seven different teams over seven seasons. Prior to his arrival in Tennessee, the West Virginia product tallied 284 tackles, two sacks, five interceptions, 11 tackles for loss, one fumble recovery, 40 passes defended and eight special teams tackles.

#### CAREER HIGHLIGHTS:

- In 2019, Worley started in all 15 games he appeared in with the Raiders, tallying 58 tackles, a tackle for loss, an interception and eight passes defended.
- As a rookie in 2016, Worley appeared in 16 games with the Carolina Panthers and posted a career-high 87 tackles, a sack, two tackles for loss, an interception and nine passes defended. His 87 tackles ranked third among all rookies in the league.

#### TITANS TIDBITS:

- Worley and his wife connected through a X hash tag for West Virginia University, in which they realized they were from the same area and planning to attend the same college. They began dating their freshman year at West Virginia.

#### CAREER TRANSACTIONS:

- The Philadelphia, Pa., native was selected by the Carolina Panthers in the third round (77th overall) of the 2016 NFL Draft.
- Traded by the Panthers to the Philadelphia Eagles in exchange for wide receiver Torrey Smith on March 14, 2018.
- Released by the Eagles on April 15, 2018.
- Signed by Oakland Raiders as a free agent on April 23, 2018.
- Signed with the Dallas Cowboys as an unrestricted free agent on April 29, 2020.
- Released by the Cowboys on Oct. 28, 2020.
- Signed by the Buffalo Bills' to their practice squad on Nov. 3, 2020.
- Elevated from the Bills' practice squad to the active roster (COVID-19 replacement) on Nov. 15, 2020.
- Signed by the Las Vegas Raiders to their active roster off the Bills' practice squad on Dec. 9, 2020.
- Signed by the Arizona Cardinals as an unrestricted free agent on July 26, 2021.
- Released by the Cardinals on Aug. 31, 2021.
- Signed by the Detroit Lions' to their practice squad on Sept. 15, 2021.
- Signed by the Lions to the active roster from the team's practice squad on Sept. 22, 2021.
- Released by the Lions on Oct. 26, 2021 and signed to the team's practice squad one day later.
- Released by the Lions on Nov. 4, 2021.
- Signed by the Baltimore Ravens' to their practice squad on Dec. 21, 2021.
- Elevated from the Ravens' practice squad to the active roster (COVID-19 replacement) on Dec. 26, 2021.
- Signed by the Ravens as a free agent on Aug. 8, 2022.
- Released by the Ravens on Aug. 30, 2022 and signed to the team's practice squad a day later.
- Signed by the Ravens to the active roster from their practice squad on Sept. 18, 2022.
- Released by the Ravens on Sept. 27, 2022 and signed to the team's practice squad a day later.
- Signed by the Ravens to the active roster from their practice squad on

Oct. 8, 2022.

- Released by the Ravens on Oct. 11, 2022 and signed to the team's practice squad a day later.
- Signed by the Ravens to the active roster from their practice squad on Oct. 22, 2022.
- Released by the Ravens on Oct. 24, 2022 and signed to the team's practice squad a day later.
- Signed by the Ravens to the active roster from their practice squad on Oct. 27, 2022.
- Released by the Ravens on Nov. 1, 2022 and signed to the team's practice squad a day later.
- Elevated from the Ravens' practice squad to the active roster Nov. 20, 2022.
- Signed by the Ravens to the active roster from their practice squad on Nov. 26, 2022.
- Released by the Ravens on Aug. 30, 2023 and signed to the team's practice squad a day later.
- Elevated from the Ravens' practice squad to the active roster Sept. 10, 2023.
- Signed by the Ravens to the active roster from their practice squad on Sept. 12, 2023.
- Released by the Ravens on Aug. 27, 2024.
- Signed by the Titans to the team's practice squad on Nov. 5, 2024.
- Activated from the practice squad to the active roster standard elevation on Nov. 9, 2024.
- Activated from the practice squad to the active roster standard elevation on Nov. 16, 2024.
- Activated from the practice squad to the active roster standard elevation on Nov. 23, 2024.
- Signed by the Titans to the active roster from their practice squad on Nov. 29, 2024.

#### SEASON RECAPS:

- 2024 (8/6 - Tennessee):** Has led the team in tackles once in 2024 (at WAS).
- At L.A. Chargers (11/10), made his Titans debut as a reserve on special teams.
  - Against Minnesota (11/17), played as a reserve at safety and tallied a tackle.
  - At Houston (11/24), started at safety after Amani Hooker had an illness in pregame and notched four tackles with a pass defended. Halted a Texans' drive by teaming with Jarvis Brownlee Jr. to stuff Joe Mixon for no gain on a third-and-one rush in the third quarter. Broke up a deep pass intended for John Metchie III in the final stanza.
  - At Washington (12/1), started at safety and led the team with a career-high 17 tackles. Registered the highest tackle total by a Titans defender (press box statistics) since Akeem Ayers had 17 total stops in 2012. Combined with Sebastian Joseph-Day to stuff Brian Robinson Jr. for no gain on a rush off left tackle in the second quarter.
  - Against Jacksonville (12/8), started at safety and notched six tackles with a quarterback pressure.
  - Against Cincinnati (12/15), started at safety and amassed five tackles to go along with an interception. Made a diving interception of a Joe Burrow pass intended for Ja'Marr Chase in the third quarter.
  - At Indianapolis (12/22), started at safety and collected five tackles. Teamed with Cedric Gray to stuff Taylor for no gain on a carry up the middle in the third stanza.
  - At Jacksonville (12/29), started at safety and totaled seven tackles with a quarterback pressure.

**2023 (12/2, 0/0 - Baltimore):** Played in 12 games with two starts and tallied nine tackles with a pass defended. Also had three special teams tackles. Helped the Ravens defense become the first unit in NFL history to lead the league in scoring (16.5), sacks (60) and takeaways (31). Missed five games during the regular season and both playoff games while on injured reserve.

- Against Indianapolis (9/24), collected seven tackles on a season-high 76 defensive snaps.

**2022 (8/1, 1/0 - Baltimore):** Appeared in eight games with one start and recorded five tackles, a tackle for loss, two passes defended and three special teams tackles. Appeared in the playoff game. Missed four games while on injured reserve. Was inactive for one contest. Spent four games on the Ravens' practice squad.

- At Cincinnati (1/8), registered five tackles, including a tackle for loss and two passes defended which marked his first game with multiple passes defended since 2019.

**2021 (3/0 - Detroit; 1/0 - Baltimore):** Played in three games with Lions and tallied two tackles. Was inactive for two contests with Detroit. Signed with the Ravens' practice squad where he appeared in one game and tallied five tackles.

- Against Cincinnati (12/16), recorded five tackles as a member of the Ravens.

**2020 (7/4 - Dallas; 1/0 - Buffalo; 2/1 - Las Vegas; ):** Began the season in Dallas where he appeared in seven games with four starts. Then appeared in one game with Buffalo before ending the season in Las Vegas where he appeared in two games with one start. Totaled 22 tackles and three passes defended.

- Against Cleveland (10/4), posted five tackles in a start with the Cowboys.

- Against L.A. Chargers (12/17), notched a season-high seven tackles and a pass defended as a Raider.

**2019 (15/15 - Oakland):** Started 15 games and tallied 58 tackles, a tackle for loss, an interception, a fumble recovery and eight passes defended. Was inactive for one contest.

- Against Kansas City (9/15), had seven tackles and a fumble recovery, marking the first fumble recovery of his career.

- At Indianapolis (9/29), notched two tackles and a career-high three passes defended.

- At Green Bay (10/20), registered seven tackles, including a tackle for loss.

- Against Detroit (11/3), tallied three tackles and an interception. Intercepted a Matthew Stafford pass in the end zone to prevent the Lions from capitalizing on a prime scoring opportunity.

- Against Cincinnati (11/17), posted two tackles and two passes defended in the victory, helping the Raiders win their third game in a row for the first time since 2016.

- Against Tennessee (12/8), recorded a season-high eight tackles with a pass defended.

**2018 (10/9 - Oakland):** Appeared in 10 games with nine starts and tallied 33 tackles, three tackle for loss, an interception and seven passes defended. Was suspended for the first four games of the season. Was placed on injured reserve and missed the final contest of the season.

- At L.A. Chargers (10/7), registered a season-high eight tackles, including a tackle for loss in his season debut.

- Against Seattle (10/14), posted five tackles, including a tackle for loss, two passes defended and his first interception of the season. The interception occurred at Oakland's one-yard line, halting a prime scoring opportunity.

- Against L.A. Chargers (11/11), tallied three tackles and his second-consecutive game with multiple passes defended (two) after registering two the week prior. His two passes defended led the team, while each of them squandered a Chargers' third-down conversion opportunity.

**2017 (15/14, 1/1 - Carolina):** Appeared in 15 games with 14 starts and posted 63 tackles, a sack, four tackles for loss and career-highs with two interceptions and 10 passes defended. Added six tackles and a pass defended in one postseason contest. Was inactive for one game.

- At San Francisco (9/10), tallied four tackles and two passes defended. Part of a defense that allowed just three points in the victory.

- Against New Orleans (9/24), recorded seven tackles, including a tackle

for loss.

- At New Orleans (12/3), posted three tackles and two passes defended.

- Against Minnesota (12/10), notched a season-high nine tackles and an interception which led to a Panthers' touchdown.

- Against Green Bay (12/17), tallied seven tackles and an interception in the win. Marked his second consecutive week with an interception.

- Against Tampa Bay (12/24), registered five tackles and a sack. His first sack of the season forced a third-and-long and ultimately a missed field goal.

- At Atlanta (12/31), recorded seven tackles, including a single-game high two tackles for loss.

- At New Orleans (1/7), posted six tackles and a pass defended in the wild card matchup.

**2016 (16/11 - Carolina ):** Appeared in all 16 games with 11 starts in his rookie season. Posted 87 tackles, a sack, two tackles for loss, an interception and nine passes defended.

- At Denver (9/8), made his NFL debut.

- Against San Francisco (9/18), debuted on defense in his second career appearance, recording five tackles and a pass defended.

- Against Arizona (10/30), tallied 11 tackles, his first career sack and a pass defended. Contributed to a defense that tallied eight sacks, marking the then-second most in franchise history.

- At Oakland (11/27), recorded a team- and career-high 12 tackles including a tackle for loss and two passes defended. His 12 tackles also marked a single-game season high among rookie defensive backs.

- Against L.A. Chargers (12/11), posted a team-leading 10 tackles, two passes defended and his first career interception which he returned 22 yards. Contributed to a defense that recorded a season-high five takeaways.

#### COLLEGE:

- Spent three seasons (2013-15) at West Virginia where he played in 34 games with 27 starts and recorded 146 tackles, 10 interceptions, 21 passes defended, two forced fumbles and a fumble recovery. Earned All-Big 12 Conference honors in 2015. Ranked among the Mountaineers' team leaders in interceptions and passes defended in all three seasons.

- As a junior (2015), played in 12 games with 11 starts, finishing seventh in the nation with a team- and single-season high six interceptions, while also leading the conference with 12 passes defended. Added 49 tackles, two forced fumbles and a fumble recovery.

- As sophomore (2014), started all 11 games and posted a career-high 52 tackles. Had three interceptions and four passes defended en route to being named honorable mention All-Big 12. His three interceptions tied for the team lead.

- As a freshman (2013), played in 11 games with five starts and tallied 45 tackles, an interception and five passes defended. His five passes defended were the second most on the team.

- Majored in media at West Virginia.

#### PERSONAL:

- Prepped at William Penn Charter (Philadelphia, Pa.) High School where he played defensive back and wide receiver.

- Earned two first-team nominations as a wide receiver and one first-team honor as a defensive back. Was rated as Southeastern Pennsylvania's top cornerback by the The Philadelphia Inquirer coming out of high school.

- Married his wife, Sierra Simmons, during a backyard pandemic wedding in 2020. They have two daughters, Karsyn and Kamryn and one son, Kaiden, together.

- Follow Worley on X at @worleysworld20 and on Instagram at @dworley7

- Born Daryl Worley on Feb. 22, 1995 in Philadelphia, Pa.



## DARYL WORLEY'S TITANS GAME-BY-GAME

2024 Tennessee Titans

Date	Opp	W/L	P/S	Tot	Solo	Asst	Sk	- Yds	QBP	TFL	Int	-Yds	-TD	PD	FF	FR	- Yds	SpT	
Nov 10	@ LAC	L	p	0	0	0	0.0	0.0	0	0	0	0	0	0	0	0	0	0	
Nov 17	Min	L	p	1	1	0	0.0	0.0	0	0	0	0	0	0	0	0	0	0	
Nov 24	@ Hou	W	S	4	1	3	0.0	0.0	0	0	0	0	0	1	0	0	0	0	
Dec 1	@ Was	L	S	17	8	9	0.0	0.0	0	0	0	0	0	0	0	0	0	0	
Dec 8	Jax	L	S	6	5	1	0.0	0.0	1	0	0	0	0	0	0	0	0	0	
Dec 15	Cin	L	S	5	5	0	0.0	0.0	0	0	1	0	0	1	0	0	0	0	
Dec 22	@ Ind	L	S	5	1	4	0.0	0.0	0	0	0	0	0	0	0	0	0	0	
Dec 29	@ Jax	L	S	7	4	3	0.0	0.0	1	0	0	0	0	0	0	0	0	0	
Jan 4/5	Hou																		
<b>Totals</b>			1-7	8/6	45	25	20	0.0	0.0	2	0	1	0	0	2	0	0	0	0

## DARYL WORLEY'S NFL STATISTICS

REGULAR SEASON		TACKLES									INTERCEPTIONS					FUMBLES			
Year	Team	GP	GS	Tot	Solo	Asst	Sk	Yds	QBP	TFL	No	Yds	Lg	TD	PD	FF	FR	Yds	SpT
2016	Carolina	16	11	87	62	25	1.0	7.0	2	2	1	22	22	0	9	0	0	0	1
2017	Carolina	15	14	63	49	14	1.0	2.0	1	4	2	0	0	0	10	0	0	0	1
2018	Oakland	10	9	33	30	3	0.0	0.0	0	3	1	16	16	0	7	0	0	0	0
2019	Oakland	15	15	58	51	7	0.0	0.0	1	1	1	0	0	0	8	0	1	6	0
2020	LV/DAL/BUF	10	5	22	17	5	0.0	0.0	0	0	0	0	0	0	3	0	0	0	0
2021	DET/BAL	4	0	7	5	2	0.0	0.0	1	0	0	0	0	0	0	0	0	0	0
2022	Baltimore	8	1	5	4	1	0.0	0.0	0	1	0	0	0	0	2	0	0	0	3
2023	Baltimore	12	2	9	6	3	0.0	0.0	0	0	0	0	0	0	1	0	0	0	3
2024	Tennessee	8	6	45	25	20	0.0	0.0	2	0	1	0	0	0	2	0	0	0	0
<b>NFL Totals</b>		<b>98</b>	<b>63</b>	<b>329</b>	<b>249</b>	<b>80</b>	<b>2.0</b>	<b>9.0</b>	<b>7</b>	<b>11</b>	<b>6</b>	<b>38</b>	<b>22</b>	<b>0</b>	<b>42</b>	<b>0</b>	<b>1</b>	<b>6</b>	<b>8</b>

PLAYOFFS		TACKLES									INTERCEPTIONS					FUMBLES			
Year	Team	GP	GS	Tot	Solo	Asst	Sk	Yds	QBP	TFL	No	Yds	Lg	TD	PD	FF	FR	Yds	SpT
2017	Carolina	1	1	6	6	0	0.0	0.0	0	0	0	0	0	0	1	0	0	0	0
2022	Baltimore	1	0	0	0	0	0.0	0.0	0	0	0	0	0	0	0	0	0	0	0
<b>NFL Totals</b>		<b>2</b>	<b>1</b>	<b>6</b>	<b>6</b>	<b>0</b>	<b>0.0</b>	<b>0.0</b>	<b>0</b>	<b>0</b>	<b>0</b>	<b>0</b>	<b>0</b>	<b>0</b>	<b>1</b>	<b>0</b>	<b>0</b>	<b>0</b>	<b>0</b>

**Single-Game Highs**

Tackles - **17** at Washington (12/1/24)  
 Interceptions - **1** (Six times, last vs. Cincinnati 12/15/24)  
 Passes Defensed - 3 at Indianapolis (9/29/19)  
 Sacks - 1 (Twice, last vs. Tampa Bay 12/24/17)  
 Fumble Recovery - 1 vs. Kansas City (9/15/19)

**Playoff Single-Game Highs**

Tackles - 6 at New Orleans (1/7/18)  
 Passes Defensed - 1 at New Orleans (1/7/18)

# 7 MATTHEW WRIGHT

KICKER • 5'11" • 174 LBS

COLLEGE: CENTRAL FLORIDA • ACQUIRED: FREE AGENT - 2024

NFL EXPERIENCE (NFL/TITANS): 3/1 • HOMETOWN: LANCASTER, PA.

GAMES PLAYED/GAMES STARTED: 28/0 (PLAYOFFS: 0/0)



**PRO:** The Titans signed Matthew Wright to the team's practice squad late in the 2024 season as a backup option for Nick Folk. The 5-foot-11-inch, 174-pounder originally entered the NFL with the Pittsburgh Steelers as a rookie free agent in 2019. Prior to his arrival in Tennessee, Wright appeared in 27 career games and connected on 51 of 59 field goals and 40 of 42 extra point attempts. The Central Florida product has spent time with Steelers (2020, 2022), Jaguars (2021), Chiefs (2022, 2024), Panthers (2023) and 49ers (2024).

## CAREER HIGHLIGHTS:

- Wright ended the Jacksonville Jaguars' 20-game losing streak when he made two fourth quarter field goals to defeat the Miami Dolphins on Oct. 17, 2021. He was named AFC Special Teams Player of the Week for his efforts.
- On Nov. 29, 2024, Wright went four for four on field goal attempts, including the game-winning 31-yard field goal as time expired against the L.A. Chargers to help the Chiefs clinch the AFC West. The game-winning 31-yard field goal hit the left upright before going in, which caused many to title it "A Doink for the Division." Wright was awarded his second AFC Special Teams Player of the Week because of his performance.

## CAREER TRANSACTIONS:

- The Lancaster, Pa., native was originally signed as rookie free agent by the Pittsburgh Steelers on April 27, 2019.
- Waived by the Steelers on Aug. 31, 2019.
- Signed to the Steelers practice squad on Nov. 30, 2020.
- Activated from the practice squad to the active roster standard elevation on Dec. 7, 2020.
- Activated from the practice squad to the active roster standard elevation on Dec. 26, 2020.
- Activated from the practice squad to the active roster COVID-19 replacement on Jan. 2, 2021.
- Released from the Steelers practice squad on Jan. 14, 2021.
- Signed by the Detroit Lions as a free agent on Jan. 22, 2021.
- Waived by the Lions on Aug. 10, 2021.
- Signed by the Jacksonville Jaguars' to their practice squad on Sept. 27, 2021.
- Activated from the practice squad to the active roster standard elevation on Sept. 30, 2021.
- Activated from the practice squad to the active roster standard elevation on Oct. 9, 2021.
- Activated from the practice squad to the active roster standard elevation on Oct. 16, 2021.
- Waived by the Jaguars on May 11, 2022.
- Signed by the Kansas City Chiefs to their practice squad on Sept. 28, 2022.
- Activated from the practice squad to the active roster standard elevation on Oct. 1, 2022.
- Activated from the practice squad to the active roster standard elevation on Oct. 10, 2022.
- Signed to Steelers' active roster from the Kansas City practice squad on Nov. 9, 2022.
- Released from Steelers on Dec. 10, 2022.
- Signed by the Chiefs to their practice squad and activated to the active roster standard elevation on Jan. 6, 2023.
- Released from the Chiefs on Jan. 30, 2023.
- Signed by the Carolina Panthers as a free agent on Aug. 8, 2023.

- Released by the Panthers on Aug. 26, 2023.
- Signed by the San Francisco 49ers to their practice squad on Sept. 4, 2023.
- Released from the 49ers practice squad on Sept. 9, 2023.
- Signed by the Atlanta Falcons to their practice squad on Nov. 23, 2023 and released five days later.
- Signed by the New England Patriots to their practice squad on Nov. 30, 2023.
- Released from the Patriots practice squad on Dec. 8, 2023.
- Signed by the Panthers to their practice squad on Jan. 3, 2024.
- Activated from the practice squad to the active roster standard elevation on Jan. 6, 2024.
- Released from the Panthers practice squad on Jan. 15, 2024.
- Signed by the Steelers as a free agent on April 10, 2024.
- Released by the Steelers on Aug. 26, 2024.
- Signed by the 49ers as a free agent on Oct. 8, 2024.
- Released from the 49ers practice squad on Nov. 15, 2024.
- Signed by the Chiefs to their practice squad on Nov. 26, 2024.
- Activated from the practice squad to the active roster standard elevation on Nov. 28, 2024.
- Activated from the practice squad to the active roster standard elevation on Dec. 4, 2024.
- Released by the Chiefs on Dec. 14, 2024.
- Signed by the Titans to the practice squad on Dec. 26, 2024.
- Signed by the Titans to the active roster from the practice squad on Dec. 29, 2024.

## SEASON RECAPS:

**2024 (San Francisco - 1/0; Kansas City - 2/0; 1/0 - Tennessee):** Saw action in one game with the 49ers where he went three for three on field goal attempts and three for three on extra point chances. Appeared in two games with the Chiefs and went eight for nine on field goal attempts and two for two on extra point chances.

- At Seattle (10/10), made good on all three field goal attempts (25, 41, 35) and both extra point chances. Scored nine of the team's first 16 points in the win for the 49ers.
- Against Las Vegas (11/29), tied a single-game high with four field goals made on five attempts including the game-winning 32-yard field goal. Also made good on his lone extra point attempt.
- Against L.A. Chargers (12/8), connected on all four of his field goal attempts, to tie his career high, including the game-winning 31-yard field goal as time expired. Awarded AFC Special Teams Player of the Week honors.
- At Jacksonville (12/29), made good on both field goals (39, 28) and his lone extra point chance in his Titans debut. Got the Titans on the scoreboard with a 39-yard field goal as time expired in the first half. Connected on a 28-yard field goal late in the final stanza.

**2023 (1/0 - Carolina):** Appeared in one game for the Panthers. Also spent time on 49ers, Falcons and Patriots practice squads.

- Against Tampa Bay (1/7), missed his only field goal attempt.

**2022 (2/0 - Kansas City, 4/0 - Pittsburgh):** Began the season on the Chiefs practice squad before being activated via standard elevation for two games. Also spent time on the Steelers active roster where he appeared in four games. Went 15 for 18 on field goals and a perfect 15 for 15 on extra point attempts.

- At Tampa Bay (10/2), went two for two on field goals and five for five on

- extra point chances to help the Chiefs beat the Buccaneers.
- Against Las Vegas (10/10), made one of two field goal attempts and all three extra point chances in the win. Hit a career-long 59-yard field goal, which also set the Chiefs' franchise record for longest field goal at the time.
  - Against New Orleans (11/13), made two of four field goal attempts and two extra point chances for the Steelers.
  - Against Cincinnati (11/20), went a perfect three for three on field goal attempts and three for three on extra point chances.
  - At Indianapolis (11/28), made all three field goal attempts and his lone extra point chance.
  - At Atlanta (12/4), went a perfect four for four on field goals and one for one on extra point chances in the win.

**2021 (14/0 - Jacksonville)** Initially began the season on the practice squad before being added to the 53-man roster in October. Served as the teams starting kicker for the final 14 weeks of the season. Made 21 of 24 field goal attempts and four from longer than 50 yards, including a season-long 56-yard field goal at Indianapolis in Week 10. Made 13 of 15 extra point attempts and registered 76 points.

- Against Miami (10/17), connected all five kicks he attempted with three field goals (40, 54, 53) and two extra point attempts. Kicked the game-tying 54-yard field goal and game-winning 53-yard field goal. Was named AFC Special Teams Player of the Week for his efforts.
- Against Buffalo (11/7), made three of four field goal attempts. Scored all nine of the team's points, including what turned into the game-winning 21-yard field goal with 12 minutes left in the fourth quarter.
- Against Indianapolis (1/9), set a caeer-high with four field goals (22, 20, 39, 31). Also connected on both extra point chances.

**2020 (3/0 - Pittsburgh):** Spent the season on the team's practice squad. Was activated to the active roster for three games and went four for four on field goals and seven for seven on extra point attempts.

- Against Washington (12/7), made his first career field goal (37) and both extra point attempts.
- Against Indianapolis (12/27), connected on all four extra point chances.
- At Cleveland (1/3), set a then career-high with three field goals made, including a long of 46 yards. Made good on his lone extra point attempt.

**2018 (0/0):** Spent the offseason with the Pittsburgh Steelers but was released prior to the start of the season.

**COLLEGE:**

- Played five seasons (2014-18) at Central Florida, where he finished his career as the school-record holder for career points (375). Set the school record for extra point attempts made (212) and field goals made (55).
- Made 55 of 71 field goal attempts (77.5 percent), which remains tied for the school record for career field goal percentage.
- As a senior (2018), played all 13 games as the placekicker and kickoff specialist. Named to American Athletic Conference second team.
- As a junior (2017), set a program record with 119 points (13 field goals and 80 extra points). The 119 points are the second-most points scored in a season, trailing only running back Kevin Smith's 180 in 2007.

- As a sophomore (2016), played in all 13 games as a placekicker.
- As a redshirt freshman (2015), played in seven games and went 13 for 17 on field goals and 17 for 17 on extra point attempts.
- As a freshman (2014), redshirted and spent the year behind three senior kickers.

**PERSONAL:**

- Attended Lampeter-Strasburg (PA.) High School and connected on 15 of 18 in his high school career.
- Was on the Pennsylvania Football News Class AAA first team and was tabbed a Section Two first-team All-Star as a placekicker and punter.
- As a senior, converted 9 of 11 field-goal attempts with a long of 42 yards.
- Missed only four of 126 extra-point attempts in high school.
- Was also a Lancaster Newspapers Fall All-Star in soccer.
- Married to Kelsey.
- Follow Wright on Instagram @mattyice\_717 and on X @mattyice717.
- Born Matthew Wright on March 22, 1996 in Lancaster, Pa.

**MATTHEW WRIGHT'S TITANS GAME-BY-GAME**

2024 Tennessee Titans		PAT													FG				1-19		20-29		30-39		40-49		50+		Kickoffs			
Date	Opp	W/L	Ma	Att	Ma	Att	Pct	Ma	Att	Ma	Att	Ma	Att	Ma	Att	Ma	Att	Ma	Att	Ma	Att	Ma	Att	LG	Pts	Kick-by-Kick	No	InEZ	TB	PctTB		
Dec 29	@ Jax	L	1	1	2	2	100.0	0	0	1	1	1	1	0	0	0	0	39	7	39, 28							3	2	1	33.3		
Jan 4/5	Hou																															
<b>Totals</b>			<b>0-1</b>	<b>1</b>	<b>1</b>	<b>2</b>	<b>2</b>	<b>100.0</b>	<b>0</b>	<b>0</b>	<b>1</b>	<b>1</b>	<b>1</b>	<b>1</b>	<b>0</b>	<b>0</b>	<b>0</b>	<b>0</b>	<b>39</b>	<b>7</b>						<b>3</b>	<b>2</b>	<b>1</b>	<b>33.3</b>			



## MATTHEW WRIGHT'S NFL STATISTICS

REGULAR SEASON			PAT		FG			1-19		20-29		30-39		40-49		50+		Kickoffs					
Date	Team	GP	Ma	Att	Ma	Att	Pct	Ma	Att	Ma	Att	Ma	Att	Ma	Att	Ma	Att	LG	Pts	No	InEZ	TB	PctTB
2020	Pittsburgh	3	7	7	4	4	100.0	0	0	1	1	1	1	2	2	0	0	46	19	14	4	1	7.1
2021	Jacksonville	14	13	15	21	24	87.5	0	0	7	7	7	7	3	4	4	6	56	76	30	9	5	16.7
2022	KC/PIT	6	15	15	15	18	83.3	0	0	1	1	6	7	6	8	2	2	59	60	35	24	15	42.9
2023	Carolina	1	0	0	0	1	0.0	0	0	0	0	0	0	0	0	0	1	-	0	1	1	1	100.0
2024	SF/KC	3	5	5	11	12	91.7	0	0	2	2	5	5	3	3	1	2	50	38	14	5	2	14.3
2024	Tennessee	1	1	1	2	2	100.0	0	0	1	1	1	1	0	0	0	0	39	7	3	2	1	33.3
<b>NFL Totals</b>		<b>28</b>	<b>41</b>	<b>43</b>	<b>53</b>	<b>61</b>	<b>86.9</b>	<b>0</b>	<b>0</b>	<b>12</b>	<b>12</b>	<b>20</b>	<b>21</b>	<b>14</b>	<b>17</b>	<b>7</b>	<b>11</b>	<b>59</b>	<b>200</b>	<b>97</b>	<b>45</b>	<b>25</b>	<b>25.8</b>

### Single-Game Highs

Field Goals Made - 4 (Four times, last vs. L.A. Chargers 12/8/24)  
 Field Goal Attempts - 5 vs. Las Vegas (11/29/24)  
 Longest Field Goal - 59 vs. Las Vegas (10/10/22)  
 PATs Made - 5 at Tampa Bay (10/2/22)  
 PATs Attempted - 5 at Tampa Bay (10/2/22)  
 Points - 14 vs. Indianapolis (1/9/22)  
 Special Teams Tackles - 2 (2022), 1 (2024)

### Regular Season Game-Winning Field Goals (4)\*

10/17/21 vs. Miami (53 yards)  
 11/7/21 vs. Buffalo (21 yards)  
 11/29/24 vs. Las Vegas (32 yards)  
 12/8/24 vs. L.A. Chargers (31 yards)  
 10/10/21 at Houston (21 yards)  
 9/17/23 vs. L.A. Chargers (41 yards, OT)

\* A game-winning field goal is defined as one that was the final score of the game and gave the kicker's team the lead at any time in the fourth quarter or overtime.





**TENNESSEE TITANS**  
**NFL STATISTICS**



# 2024 NATIONAL FOOTBALL LEAGUE

## TEAM OFFENSIVE TOTALS

CATEGORY	BAL	BUF	CIN	CLE	DEN	HOU	IND	JAX	KC	LAC	LV
GAMES (W-L-T)	11-5-0	13-3-0	8-8-0	3-13-0	9-7-0	9-7-0	7-9-0	4-12-0	15-1-0	10-6-0	4-12-0
FIRST DOWNS	373	344	355	290	286	290	291	279	345	290	294
Rushing	156	132	83	92	110	81	118	97	106	99	75
Passing	187	174	238	171	157	189	150	164	215	163	198
Penalty	30	38	34	27	19	20	23	18	24	28	21
YDS GAINED (tot)	6787	5846	5900	4884	5039	5061	5263	4887	5472	5040	4890
Avg per Game	424.2	365.4	368.8	305.3	314.9	316.3	328.9	305.4	342.0	315.0	305.6
RUSHING (net)	2969	2100	1506	1552	1750	1702	2154	1616	1763	1745	1318
Avg per Game	185.6	131.3	94.1	97.0	109.4	106.4	134.6	101.0	110.2	109.1	82.4
Rushes	519	458	359	372	418	405	462	380	439	428	368
Yards per Rush	5.7	4.6	4.2	4.2	4.2	4.2	4.7	4.3	4.0	4.1	3.6
PASSING (net)	3818	3746	4394	3332	3289	3359	3109	3271	3709	3295	3572
Avg per Game	238.6	234.1	274.6	208.3	205.6	209.9	194.3	204.4	231.8	205.9	223.3
Attempts	445	488	606	627	541	542	473	514	583	474	599
Completions	302	311	423	377	353	339	266	323	394	308	385
Completion Pct	67.9%	63.7%	69.8%	60.1%	65.3%	62.6%	56.2%	62.8%	67.6%	65.0%	64.3%
Yards Gained	3972	3809	4641	3696	3487	3774	3335	3492	3948	3555	3892
Sacked	24	14	44	64	24	53	29	30	36	43	50
Yards Lost	154	63	247	364	198	415	226	221	239	260	320
Had Intercepted	4	6	8	21	12	12	19	14	11	3	15
Yards Opp Ret	63	92	72	342	44	76	142	72	130	17	174
Opp TDs on Int	0	0	1	2	0	0	1	0	0	0	1
PUNTS	51	51	50	84	75	73	64	64	57	71	64
Avg Yards	46.5	46.3	49.1	49.7	46.8	47.4	49.7	49.4	48.8	46.7	48.8
PUNT RETURNS	19	27	31	45	26	39	23	25	30	20	27
Avg Return	10.4	11.6	7.2	10.0	15.7	8.5	10.6	12.1	10.1	12.7	9.8
Returned for TD	0	0	0	0	0	0	0	1	0	0	0
KICKOFF RETURNS	29	21	35	37	13	22	22	29	28	21	21
Avg Return	26.3	25.6	28.6	24.1	28.0	29.8	29.3	25.7	26.8	27.7	29.6
Returned for TD	0	0	1	0	0	0	0	0	0	0	0
PENALTIES	122	106	95	116	103	113	90	95	91	89	93
Yards Penalized	1037	798	755	895	900	933	669	730	814	678	779
FUMBLES BY	19	10	21	20	14	12	20	18	8	19	18
Fumbles Lost	7	2	12	11	7	6	10	9	3	6	13
Opp Fumbles	16	27	17	16	17	20	19	8	21	11	14
Opp Fumbles Lost	5	15	9	8	10	9	9	3	7	6	3
POSS. TIME (avg)	30:55	29:55	30:08	30:20	29:01	30:57	27:31	26:53	31:43	30:09	29:52
TOUCHDOWNS	60	63	56	28	42	35	39	32	42	38	28
Rushing	19	31	11	8	11	14	19	12	15	16	10
Passing	39	29	42	18	26	19	19	18	26	21	17
Returns	2	3	3	2	5	2	1	2	1	1	1
EXTRA POINT KICKS	55/57	58/62	50/52	17/20	41/41	32/33	34/34	25/25	37/39	31/34	21/23
2-PT CONVERSIONS	1/3	1/1	1/3	5/8	0/1	0/2	1/5	4/7	0/2	2/4	2/5
FIELD GOALS MADE/ATTEMPTED	22/30	23/28	21/29	17/26	30/33	35/41	27/32	24/26	32/36	35/37	32/38
POINTS SCORED	483	509	453	248	387	349	351	297	385	368	289



# 2024 NATIONAL FOOTBALL LEAGUE

## TEAM DEFENSIVE TOTALS

CATEGORY	BAL	BUF	CIN	CLE	DEN	HOU	IND	JAX	KC	LAC	LV
POINTS ALLOWED	351	345	417	400	311	358	404	409	288	281	400
OPP FIRST DOWNS	317	337	345	283	322	299	324	365	299	295	297
Rushing	68	104	131	100	82	102	118	125	98	105	91
Passing	209	203	184	164	199	163	181	208	176	159	181
Penalty	40	30	30	19	41	34	25	32	25	31	25
OPP YARDS GAINED (tot)	5281	5497	5728	5379	5293	5041	5821	6200	4972	5250	5190
Avg per Game	330.1	343.6	358.0	336.2	330.8	315.1	363.8	387.5	310.8	328.1	324.4
OPP RUSHING (net)	1305	1886	2048	1985	1612	1853	2128	2077	1573	1958	1850
Avg per Game	81.6	117.9	128.0	124.1	100.8	115.8	133.0	129.8	98.3	122.4	115.6
Rushes	364	405	456	453	413	415	497	477	375	414	419
Yards per Rush	3.6	4.7	4.5	4.4	3.9	4.5	4.3	4.4	4.2	4.7	4.4
OPP PASSING (net)	3976	3611	3680	3394	3681	3188	3693	4123	3399	3292	3340
Avg per Game	248.5	225.7	230.0	212.1	230.1	199.3	230.8	257.7	212.4	205.8	208.8
Pass Attempts	591	548	542	479	589	528	513	540	540	529	525
Pass Completions	378	374	355	300	383	310	358	366	349	342	342
Completion Pct	64.0%	68.3%	65.5%	62.6%	65.0%	58.7%	69.8%	67.8%	64.6%	64.7%	65.1%
Yards Gained	4285	3859	3868	3661	4014	3508	3917	4341	3649	3537	3643
Sacked	52	38	32	41	58	47	34	31	39	46	37
Yards Lost	309	248	188	267	333	320	224	218	250	245	303
INTERCEPTED BY	10	16	15	4	15	19	15	6	13	14	10
Yards Returned	70	145	249	-2	430	275	95	41	102	169	130
Returned for TD	1	2	2	0	3	1	0	0	0	1	1
OPP PUNT RETURNS	21	21	23	37	28	24	30	25	25	28	24
Avg Return	7.8	8.9	9.2	13.9	8.8	5.0	13.0	9.6	10.1	9.6	11.8
Returned for TD	0	0	0	1	0	0	0	0	0	0	0
OPP KICKOFF RETURNS	24	24	18	24	21	39	13	10	26	24	24
Avg Return	27.9	31.4	24.1	27.2	27.1	26.0	34.8	27.4	28.5	28.5	24.8
Returned for TD	0	1	0	1	0	0	1	0	0	0	0
OPP TOUCHDOWNS	38	42	51	48	32	41	46	46	32	29	43
Rushing	12	12	19	20	10	11	17	18	12	7	13
Passing	26	27	29	24	22	30	26	28	20	22	27
Returns	0	3	3	4	0	0	3	0	0	0	3

# 2024 NATIONAL FOOTBALL LEAGUE

## TEAM OFFENSIVE TOTALS

CATEGORY	MIA	NE	NYJ	PIT	TEN	ARI	ATL	CAR	CHI	DAL	DET
GAMES (W-L-T)	8-8-0	3-13-0	4-12-0	10-6-0	3-13-0	7-9-0	8-8-0	4-12-0	4-12-0	7-9-0	13-2-0
FIRST DOWNS	324	282	292	302	295	330	328	268	280	304	363
Rushing	83	96	76	116	107	128	113	90	92	89	128
Passing	207	153	187	150	155	177	187	152	162	180	212
Penalty	34	33	29	36	33	25	28	26	26	35	23
YDS GAINED (tot)	5198	4655	4900	5237	4858	5697	5750	4641	4596	5189	6129
Avg per Game	324.9	290.9	306.3	327.3	303.6	356.1	359.4	290.1	287.3	324.3	408.6
RUSHING (net)	1660	1892	1443	2092	1770	2300	1992	1723	1651	1555	2158
Avg per Game	103.8	118.3	90.2	130.8	110.6	143.8	124.5	107.7	103.2	97.2	143.9
Rushes	425	416	341	510	418	436	457	380	405	390	470
Yards per Rush	3.9	4.6	4.2	4.1	4.2	5.3	4.4	4.5	4.1	4.0	4.6
PASSING (net)	3538	2763	3457	3145	3088	3397	3758	2918	2945	3634	3971
Avg per Game	221.1	172.7	216.1	196.6	193.0	212.3	234.9	182.4	184.1	227.1	264.7
Attempts	550	499	570	468	504	508	521	512	536	603	484
Completions	388	320	362	304	320	349	343	315	332	378	346
Completion Pct	70.6%	64.1%	63.5%	65.0%	63.5%	68.7%	65.8%	61.5%	61.9%	62.7%	71.5%
Yards Gained	3809	3102	3742	3459	3376	3617	3971	3141	3404	3848	4184
Sacked	39	51	37	45	50	30	31	36	67	36	29
Yards Lost	271	339	285	314	288	220	213	223	459	214	213
Had Intercepted	8	11	10	6	21	11	18	15	6	14	10
Yards Opp Ret	158	120	222	88	295	138	255	234	43	213	49
Opp TDs on Int	1	1	2	2	4	1	1	1	0	1	0
PUNTS	54	67	59	63	70	50	47	71	76	58	43
Avg Yards	46.6	50.4	47.7	46.8	49.6	47.7	47.0	44.8	48.1	48.4	51.0
PUNT RETURNS	27	28	31	25	33	19	20	24	23	18	34
Avg Return	9.9	14.3	8.2	10.9	7.7	9.4	9.6	7.4	9.1	10.3	13.4
Returned for TD	0	0	0	1	0	0	0	0	0	1	1
KICKOFF RETURNS	22	25	28	23	37	25	26	42	23	33	12
Avg Return	27.9	25.8	30.6	22.5	26.2	28.4	26.7	25.2	28.4	32.2	32.1
Returned for TD	0	0	1	0	0	1	0	0	0	2	0
PENALTIES	110	104	131	99	125	91	92	116	103	117	93
Yards Penalized	894	857	1099	803	962	801	773	917	822	854	882
FUMBLES BY	23	29	19	20	26	20	21	16	17	29	12
Fumbles Lost	9	11	8	10	12	9	5	7	8	14	3
Opp Fumbles	13	22	17	29	14	19	17	15	20	20	18
Opp Fumbles Lost	6	5	8	15	6	7	6	8	11	8	8
POSS. TIME (avg)	31:42	28:49	29:00	31:21	30:47	29:39	29:33	27:10	29:59	28:47	31:48
TOUCHDOWNS	32	28	36	35	32	36	38	34	33	32	61
Rushing	11	10	8	13	11	16	15	15	12	5	24
Passing	21	17	27	20	21	17	19	19	19	23	35
Returns	0	1	1	2	0	3	4	0	2	4	2
EXTRA POINT KICKS	24/26	23/24	25/28	33/33	28/28	31/32	33/33	28/30	22/23	29/29	58/59
2-PT CONVERSIONS	2/5	3/4	4/8	0/2	2/3	3/4	2/4	1/3	3/10	1/3	0/1
FIELD GOALS MADE/ATTEMPTED	35/39	23/30	19/27	40/43	23/25	32/36	28/39	21/25	20/24	36/43	23/26
POINTS SCORED	325	266	306	363	297	353	351	297	286	331	493

# 2024 NATIONAL FOOTBALL LEAGUE

## TEAM DEFENSIVE TOTALS

CATEGORY	MIA	NE	NYJ	PIT	TEN	ARI	ATL	CAR	CHI	DAL	DET
POINTS ALLOWED	332	401	384	328	437	355	379	496	348	445	299
OPP FIRST DOWNS	292	332	326	303	296	318	322	386	306	324	288
Rushing	90	119	122	103	110	115	122	159	116	135	76
Passing	176	182	157	178	149	184	184	194	170	164	172
Penalty	26	31	47	22	37	19	16	33	20	25	40
OPP YARDS GAINED (tot)	4970	5570	5000	5242	4917	5387	5443	6340	5655	5770	5083
Avg per Game	310.6	348.1	312.5	327.6	307.3	336.7	340.2	396.3	353.4	360.6	338.9
OPP RUSHING (net)	1645	2103	1924	1610	2070	2011	1896	2830	2134	2218	1477
Avg per Game	102.8	131.4	120.3	100.6	129.4	125.7	118.5	176.9	133.4	138.6	98.5
Rushes	383	474	481	391	474	437	428	554	452	464	332
Yards per Rush	4.3	4.4	4.0	4.1	4.4	4.6	4.4	5.1	4.7	4.8	4.5
OPP PASSING (net)	3325	3467	3076	3632	2847	3376	3547	3510	3521	3552	3606
Avg per Game	207.8	216.7	192.3	227.0	177.9	211.0	221.7	219.4	220.1	222.0	240.4
Pass Attempts	535	501	480	536	445	496	543	492	478	481	529
Pass Completions	342	328	302	345	296	341	378	339	308	328	325
Completion Pct	63.9%	65.5%	62.9%	64.4%	66.5%	68.8%	69.6%	68.9%	64.4%	68.2%	61.4%
Yards Gained	3555	3620	3361	3874	3038	3604	3734	3731	3754	3846	3826
Sacked	32	28	39	36	31	39	31	31	37	46	33
Yards Lost	230	153	285	242	191	228	187	221	233	294	220
INTERCEPTED BY	9	7	5	16	11	7	12	8	11	13	14
Yards Returned	14	49	0	209	86	12	187	77	87	97	116
Returned for TD	0	0	0	0	0	0	3	0	1	1	1
OPP PUNT RETURNS	20	32	28	28	45	20	22	25	40	30	19
Avg Return	11.0	12.7	9.1	7.0	14.4	10.0	13.9	6.8	10.2	10.6	6.5
Returned for TD	0	1	0	0	1	0	0	0	0	0	0
OPP KICKOFF RETURNS	16	18	28	36	26	14	27	36	27	39	20
Avg Return	25.6	24.8	23.9	28.4	32.0	31.4	27.3	24.3	28.3	27.1	31.0
Returned for TD	0	0	0	0	0	0	0	0	0	0	0
OPP TOUCHDOWNS	32	45	40	38	52	37	41	56	35	52	32
Rushing	12	15	21	14	20	17	8	21	18	24	16
Passing	18	26	17	22	26	18	31	33	17	26	15
Returns	2	4	2	2	6	2	2	2	0	2	1



# 2024 NATIONAL FOOTBALL LEAGUE

## TEAM OFFENSIVE TOTALS

CATEGORY	GB	LAR	MIN	NO	NYG	PHI	SEA	SF	TB	WAS	NFL/Avg
GAMES (W-L-T)	11-5-0	10-6-0	14-2-0	5-11-0	3-13-0	13-3-0	9-7-0	6-9-0	9-7-0	11-5-0	---
FIRST DOWNS	323	322	339	285	291	339	311	297	375	362	314.0
Rushing	129	116	97	107	98	161	83	104	131	148	107.5
Passing	164	176	203	153	166	153	198	169	213	181	178.3
Penalty	30	30	39	25	27	25	30	24	31	33	28.3
YDS GAINED (tot)	5936	5230	5636	5150	4773	5939	5311	5489	6398	6015	5368.6
Avg per Game	371.0	326.9	352.3	321.9	298.3	371.2	331.9	365.9	399.9	375.9	336.9
RUSHING (net)	2313	1681	1735	1890	1683	2997	1501	1950	2357	2506	1907.0
Avg per Game	144.6	105.1	108.4	118.1	105.2	187.3	93.8	130.0	147.3	156.6	119.7
Rushes	493	429	438	425	399	596	359	411	452	508	430.2
Yards per Rush	4.7	3.9	4.0	4.5	4.2	5.0	4.2	4.7	5.2	4.9	4.4
PASSING (net)	3623	3549	3901	3260	3090	2942	3810	3539	4041	3509	3461.6
Avg per Game	226.4	221.8	243.8	203.8	193.1	183.9	238.1	235.9	252.6	219.3	217.2
Attempts	454	518	507	509	562	407	566	450	539	494	520.4
Completions	291	340	346	314	344	276	393	290	387	344	339.5
Completion Pct	64.1%	65.6%	68.2%	61.7%	61.2%	67.8%	69.4%	64.4%	71.8%	69.6%	65.2%
Yards Gained	3734	3762	4213	3490	3383	3248	4156	3686	4284	3733	3717.0
Sacked	19	28	47	35	48	43	52	32	39	44	39.0
Yards Lost	111	213	312	230	293	306	346	147	243	224	255.3
Had Intercepted	11	8	12	12	12	6	16	12	15	9	11.5
Yards Opp Ret	128	68	93	79	180	57	212	68	166	70	130.0
Opp TDs on Int	2	0	0	1	4	0	1	0	0	0	0.8
PUNTS	53	61	54	72	74	52	72	45	48	45	60.6
Avg Yards	46.2	44.4	45.4	44.1	44.8	47.9	49.0	43.9	44.1	46.8	47.4
PUNT RETURNS	18	16	22	23	28	28	24	31	20	22	25.8
Avg Return	7.9	8.2	6.9	12.7	7.3	9.2	7.0	9.0	8.0	10.8	9.9
Returned for TD	0	0	0	1	0	0	0	0	0	0	0.2
KICKOFF RETURNS	16	26	14	37	36	30	37	26	28	37	26.9
Avg Return	29.8	26.6	24.4	27.0	28.3	26.1	28.1	27.9	26.0	29.2	27.4
Returned for TD	0	0	0	0	1	0	1	0	0	0	0.2
PENALTIES	107	89	104	102	106	102	116	93	96	106	103.6
Yards Penalized	791	788	815	926	888	793	964	728	749	905	843.7
FUMBLES BY	14	13	17	16	21	18	21	21	25	19	18.6
Fumbles Lost	6	5	9	7	10	9	8	10	7	6	8.1
Opp Fumbles	24	14	18	13	20	29	21	19	26	22	18.6
Opp Fumbles Lost	13	7	9	3	10	13	5	6	11	10	8.1
POSS. TIME (avg)	30:34	29:10	30:45	28:10	30:09	32:32	28:54	30:45	31:59	31:11	30:00
TOUCHDOWNS	50	39	47	36	29	52	39	34	56	52	40.4
Rushing	21	15	9	15	13	29	17	14	15	24	14.9
Passing	28	20	35	20	14	22	17	18	39	27	23.5
Returns	1	4	3	1	2	1	5	2	2	1	2.0
EXTRA POINT KICKS	45/45	31/35	45/46	30/32	21/22	45/46	34/37	31/32	51/53	43/45	95.9%
2-PT CONVERSIONS	3/5	0/3	0/1	1/4	1/7	3/6	0/2	0/2	1/3	4/5	40.5%
FIELD GOALS MADE/ATTEMPTED	29/35	25/30	32/38	23/27	21/26	26/33	25/29	32/39	28/30	33/41	83.8%
POINTS SCORED	438	342	423	319	260	443	345	331	475	462	363.3

# 2024 NATIONAL FOOTBALL LEAGUE

## TEAM DEFENSIVE TOTALS

CATEGORY	GB	LAR	MIN	NO	NYG	PHI	SEA	SF	TB	WAS	NFL/Avg
POINTS ALLOWED	314	356	301	371	395	290	343	349	366	372	363.3
OPP FIRST DOWNS	311	324	301	334	310	283	309	272	317	312	314.0
Rushing	99	112	74	127	126	102	104	103	90	113	107.5
Passing	190	183	204	183	162	156	177	151	198	163	178.3
Penalty	22	29	23	24	22	25	28	18	29	36	28.3
OPP YARDS GAINED (tot)	5123	5667	5311	6064	5593	4494	5253	4564	5518	5180	5368.6
Avg per Game	320.2	354.2	331.9	379.0	349.6	280.9	328.3	304.3	344.9	323.8	336.9
OPP RUSHING (net)	1606	2084	1410	2225	2265	1671	1969	1815	1599	2187	1907.0
Avg per Game	100.4	130.3	88.1	139.1	141.6	104.4	123.1	121.0	99.9	136.7	119.7
Rushes	400	453	361	458	478	391	430	416	370	451	430.2
Yards per Rush	4.0	4.6	3.9	4.9	4.7	4.3	4.6	4.4	4.3	4.9	4.4
OPP PASSING (net)	3517	3583	3901	3839	3328	2823	3284	2749	3919	2993	3461.6
Avg per Game	219.8	223.9	243.8	239.9	208.0	176.4	205.3	183.3	244.9	187.1	217.2
Pass Attempts	535	515	604	559	462	513	528	447	588	462	520.4
Pass Completions	360	334	388	345	322	315	344	287	392	287	339.5
Completion Pct	67.3%	64.9%	64.2%	61.7%	69.7%	61.4%	65.2%	64.2%	66.7%	62.1%	65.2%
Yards Gained	3811	3878	4228	4074	3600	3128	3596	2931	4224	3248	3717.0
Sacked	44	36	47	38	43	41	42	35	44	41	39.0
Yards Lost	294	295	327	235	272	305	312	182	305	255	255.3
INTERCEPTED BY	16	13	22	13	5	12	12	11	7	7	11.5
Yards Returned	271	145	134	166	52	145	261	167	28	153	130.0
Returned for TD	1	2	2	0	0	1	2	1	0	1	0.8
OPP PUNT RETURNS	19	23	25	27	26	22	29	17	20	23	25.8
Avg Return	7.1	8.4	6.7	7.9	10.5	7.0	8.8	13.9	13.2	6.4	9.9
Returned for TD	0	0	0	0	1	0	0	0	1	0	0.2
OPP KICKOFF RETURNS	45	12	14	54	13	29	37	28	23	72	26.9
Avg Return	26.8	29.5	28.5	25.8	28.5	28.6	27.4	28.6	27.2	26.4	27.4
Returned for TD	0	0	0	0	0	0	1	1	0	2	0.2
OPP TOUCHDOWNS	36	39	33	40	45	32	38	39	40	44	40.4
Rushing	12	13	9	19	18	9	11	20	13	17	14.9
Passing	22	25	23	17	21	21	24	18	26	25	23.5
Returns	2	1	1	4	6	2	3	1	1	2	2.0

# 2024 NATIONAL FOOTBALL LEAGUE

## AFC TEAM RANKINGS

TEAM	OFFENSE			DEFENSE		
	TOTAL	RUSH	PASS	TOTAL	RUSH	PASS
BAL	*1	1	2	9	*1	15
BUF	3	3	3	12	8	10
CIN	2	14	*1	14	12	12
CLE	14	13	9	11	11	7
DEN	10	8	11	10	4	13
HOU	8	10	8	5	7	3
IND	5	2	14	15	16	14
JAX	13	12	12	16	14	16
KC	4	7	4	3	2	8
LAC	9	9	10	8	10	4
LV	12	16	5	6	6	6
MIA	7	11	6	2	5	5
NE	16	5	16	13	15	9
NYJ	11	15	7	4	9	2
PIT	6	4	13	7	3	11
TEN	15	6	15	1	13	1

## NFC TEAM RANKINGS

TEAM	OFFENSE			DEFENSE		
	Total	Rush	Pass	Total	Rush	Pass
ARI	8	6	11	7	9	6
ATL	7	8	6	9	6	10
CAR	15	11	16	16	16	7
CHI	16	14	14	12	11	9
DAL	12	15	7	14	13	11
DET	1	5	1	8	2	14
GB	5	4	8	3	4	8
LAR	11	13	9	13	10	12
MIN	9	10	3	6	1	15
NO	13	9	12	15	14	13
NYG	14	12	13	11	15	5
PHI	4	*1	15	*1	5	*1
SEA	10	16	4	5	8	4
SF	6	7	5	2	7	2
TB	2	3	2	10	3	16
WAS	3	2	10	4	12	3

t = Tied for position

\* = League Leader



# 2024 NATIONAL FOOTBALL LEAGUE

## NFL TEAM RANKINGS

TEAM	OFFENSE			DEFENSE		
	TOTAL	RUSH	PASS	TOTAL	RUSH	PASS
ARI	11	7	18	18	20	12
ATL	10	12	8	20	14	19
BAL	*1	2	5	14	*1	31
BUF	9	9	9	21	13	22
CAR	31	20	31	32	32	16
CHI	32	25	29	25	27	18
CIN	7	29	*1	27	21	24
CLE	27	28	20	17	19	13
DAL	19	27	11	28	29	20
DEN	23	17	22	15	8	25
DET	2	6	2	19	4	28
GB	6	5	12	8	6	17
HOU	21	21	19	7	12	6
IND	15	8	26	29	26	26
JAX	26	26	23	31	23	32
KC	13	16	10	5	3	14
LAC	22	18	21	12	17	8
LAR	17	23	14	26	24	21
LV	25	32	13	10	11	11
MIA	18	24	15	4	9	9
MIN	12	19	4	16	2	29
NE	30	13	32	23	25	15
NO	20	14	24	30	30	27
NYG	29	22	27	24	31	10
NYJ	24	31	17	6	15	5
PHI	5	*1	30	*1	10	*1
PIT	16	10	25	11	7	23
SEA	14	30	6	13	18	7
SF	8	11	7	2	16	3
TB	3	4	3	22	5	30
TEN	28	15	28	3	22	2
WAS	4	3	16	9	28	4

t = Tied for position

\* = League Leader

# 2024 NATIONAL FOOTBALL LEAGUE

## AFC TEAM OFFENSE RANK

TEAM	(A)	(B)	(C)	(D)	(E)	(F)	(G)	(H)	(I)	(J)	(K)	(L)	(M)	(N)	(O)	(P)	(Q)
BAL	1	1	1	1	2	1	2	3	1	2	3	8	10	15	11	2	13
BUF	3	2	3	3	3	2	3	1	4	4	1	5	14	16	15	1	11
CIN	2	3	14	9	1	3	5	9	2	3	12	16	5	6	3	3	14
CLE	14	16	13	11	9	16	14	15	11t	16	8	10	15	3	8	16	16
DEN	10	10	8	10	11	10	11	2	14	10	4	1	6	12	6	4	5
HOU	8	12	10	8	8	12	10	13	11t	11	6	13	2	10	2	9	8
IND	5	4	2	2	14	5	15	5	10	8	5	7	4	2	4	8	9
JAX	13	6	12	5	12	7	13	4	16	12	11	4	13	5	1	12t	3
KC	4	7	7	14	4	9	8	6	3	1	2	9	9	8	12	5	7
LAC	9	5	9	13	10	4	1	11	11t	6	7	3	8	13	10	6	1
LV	12	15	16	16	5	14	12	10	8	14	9t	12	3	7	5	14	10
MIA	7	9	11	15	6	8	6	8	5	13	14	11	7	14	14	10	6
NE	16	14	5	4	16	15	9	16	15	15	9t	2	12	1	9	15	12
NYJ	11	8	15	7	7	11	7	7	9	7	15	14	1	9	13	11	15
PIT	6	11	4	12	13	6	4	12	6	5	13	6	16	11	7	7	2
TEN	15	13	6	6	15	13	16	14	7	9	16	15	11	4	16	12t	4

## AFC TEAM DEFENSE RANK

TEAM	(A)	(B)	(C)	(D)	(E)	(F)	(G)	(H)	(I)	(J)	(K)	(L)	(M)	(N)	(O)	(P)	(Q)	(R)	(S)
BAL	9	7	1	1	15	10	11	3	9	9	1	3	10	7	13	7	12	2	1
BUF	12	12	8	15	10	9	4	10	14	15	4	5	14	11	5	6	6	1	3
CIN	14	14	12	14	12	12	5	14	15	12	11	7	2	14	14	15	8	6	5
CLE	11	11	11	10	7	13	16	5	1	2	5	15	8	9	4	10t	1	16	13
DEN	10	1	4	2	13	2	7	1	10	6	6	4	7	12	9	3	15	5	11
HOU	5	3	7	13	3	1	1	2	6t	4	12	1	6	16	15	8	16	9	6
IND	15	15	16	6	14	15	3	12	11	16	7	14	16	6	6	13	5	10	14
JAX	16	16	14	8	16	16	14	15	16	14	9	8	9	8	8	14	11	13	16
KC	3	5	2	5	8	5	9	7	6t	10t	2	10	12	10	10	2	4	3	2
LAC	8	9	10	16	4	3	6	4	3	5	10	9	13	15	16	1	2	4	10
LV	6	8	6	11	6	7	10	8	5	7	15	12	4	2	2	10t	13	12	12
MIA	2	6	5	7	5	4	12	13	2	3	3	11	5	13	12	5	10	8	4
NE	13	13	15	12	9	14	13	16	13	13	8	13	3	1	1	12	9	14	15
NYJ	4	2	9	3	2	6	15	6	12	8	14	6	1	3	7	9	14	11	9
PIT	7	10	3	4	11	11	2	11	8	1	13	2	11	4	3	4	3	7	7
TEN	1	4	13	9	1	8	8	9	4	10t	16	16	15	5	11	16	7	15	8

- (A) Total Yards per Game
- (B) Total Yards per Play
- (C) Rushing Yards per Game
- (D) Rushing Yards per Attempt
- (E) Passing Net Yards per Game
- (F) Passing Net Yards per Play
- (G) Passing, Percent Had Intercepted
- (H) Sacks per Pass Play
- (I) First Downs per Game
- (J) Third Down Efficiency

- (K) Fourth Down Efficiency
- (L) Punt Return Average
- (M) Kickoff Return Average
- (N) Gross Punting Average
- (O) Net Punting Average
- (P) Points per Game
- (Q) Field Goal Percentage
- (R) Points per Game Differential (combined offense/defense)
- (S) Net Yards per Game Differential (combined offense/defense)

# 2024 NATIONAL FOOTBALL LEAGUE

## NFC TEAM OFFENSE RANK

TEAM	(A)	(B)	(C)	(D)	(E)	(F)	(G)	(H)	(I)	(J)	(K)	(L)	(M)	(N)	(O)	(P)	(Q)
ARI	8	5	6	1	11	10	7	3	6	4	15	6	5	6	3	8	2
ATL	7	7	8	10	6	6	16	4	7	9	4	5	11	7	14	9	16
CAR	15	14	11	8	16	14	15	8	16	15	14	13	15	11	9	14	7
CHI	16	16	14	13	14	16	1	16	15	16	8	8	6	4	7	15	9t
DAL	12	13	15	14	7	13	8	5	12	12	16	4	1	3	8	12	8
DET	1	1	5	7	1	1	5	6	1	2	3	1	2	1	1	1	3
GB	5	4	4	6	8	2	11	1	8	8	11	12	3	9	6	5	11
LAR	11	11	13	16	9	9	3	2	9	10	5	10	12	13	10	11	9t
MIN	9	8	10	15	3	4	10	14	4t	7	7	16	16	10	11	6	6
NO	13	12	9	9	12	12	9	7	14	13	10	2	10	15	13	13	5
NYG	14	15	12	11	13	15	6	11	13	14	9	14	7	12	12	16	13
PHI	4	9	1	3	15	7	2	15	4t	5	2	7	13	5	5	4	15
SEA	10	10	16	12	4	11	14	13	11	11	12	15	8	2	2	10	4
SF	6	3	7	5	5	3	12	9	10	6	13	9	9	16	15	7	12
TB	2	2	3	2	2	5	13	10	2	1	6	11	14	14	16	2	1
WAS	3	6	2	4	10	8	4	12	3	3	1	3	4	8	4	3	14

## NFC TEAM DEFENSE RANK

TEAM	(A)	(B)	(C)	(D)	(E)	(F)	(G)	(H)	(I)	(J)	(K)	(L)	(M)	(N)	(O)	(P)	(Q)	(R)	(S)
ARI	7	9	9	10	6	9	14	7	11	14	11	10	16	14	14	7	13	8	8
ATL	9	7	6	6	10	7	11	16	12	15	6	15	7	1	2	13	16	11	9
CAR	16	16	16	16	7	14	12	14	16	16	9	4	1	5	6	16	10t	16	16
CHI	12	15	11	11	9	16	9	10	4	8	4t	11	9	10	11	6	10t	13	15
DAL	14	14	13	13	11	15	3	1	13t	3	15	13	5	9	4	15	15	14	12
DET	8	11	2	7	14	10	4	15	5	1	2	2	15	15	5	4	9	1	2
GB	3	3	4	2	8	6	2	4	8	5	10	6	4	12	15	3	8	3	6
LAR	13	10	10	9	12	12	5	12	13t	11	7	8	14	6	8	8	12	9	11
MIN	6	4	1	1	15	5	1	9	3	2	1	3	10	13	13	2	2	4	7
NO	15	13	14	15	13	11	8	13	15	10	4t	7	2	3	1	10	5	12	14
NYG	11	12	15	12	5	13	16	2	7	12	8	12	11	11	9	14	6	15	13
PHI	1	1	5	3	1	1	7	5	1	4	14	5	12	4	7	1	3	2	1
SEA	5	5	8	8	4	3	10	6	6	6	3	9	8	7	12	5	7	7	10
SF	2	2	7	5	2	2	6	8	2	13	12	16	13	16	16	12	14	10	3
TB	10	8	3	4	16	8	15	11	10	9	13	14	6	2	3	9	1	5	4
WAS	4	6	12	14	3	4	13	3	9	7	16	1	3	8	10	11	4	6	5

- (A) Total Yards per Game
- (B) Total Yards per Play
- (C) Rushing Yards per Game
- (D) Rushing Yards per Attempt
- (E) Passing Net Yards per Game
- (F) Passing Net Yards per Play
- (G) Passing, Percent Had Intercepted
- (H) Sacks per Pass Play
- (I) First Downs per Game
- (J) Third Down Efficiency

- (K) Fourth Down Efficiency
- (L) Punt Return Average
- (M) Kickoff Return Average
- (N) Gross Punting Average
- (O) Net Punting Average
- (P) Points per Game
- (Q) Field Goal Percentage
- (R) Points per Game Differential (combined offense/defense)
- (S) Net Yards per Game Differential (combined offense/defense)



# 2024 NATIONAL FOOTBALL LEAGUE

## NFL TEAM OFFENSE RANK

TEAM	(A)	(B)	(C)	(D)	(E)	(F)	(G)	(H)	(I)	(J)	(K)	(L)	(M)	(N)	(O)	(P)	(Q)
BAL	1	1	2	1	5	1	2	4	3	3	7t	11	22	23	19	3	28
BUF	9	6	9	10	9	4	4	1	7	7	2	7	28	24	24	2	22
CIN	7	8	29	20	1	9	6	19	5	4	20	30	9	7	5	6	29
CLE	27	31	28	23	20	32	29	29	24t	32	16	14	31	4	14	32	32
DEN	23	22	17	21	22	22	18	3	27	18	9	1	14	19	11	10	6
HOU	21	24	21	19	19	25	17	27	24t	19	11	22	4	16	3	18	12
IND	15	13	8	8	26	15	31	11	22t	16	10	10	7	3	8	16t	14
JAX	26	18	26	15	23	18	25	6	31	21	19	6	27	6	2	25t	4
KC	13	19	16	27	10	21	12	12	6	1t	3	13	19	10	21	11	8t
LAC	22	16	18	25	21	13	1	23	24t	14	13t	5	17	21	18	12	1
LV	25	29	32	32	13	27	23	20	20	28	17t	16	6	9	10	28	15t
MIA	18	21	24	31	15	19	7	16	12	22	28	15	15	22	23	22	7
NE	30	28	13	11	32	30	16	30	29	29	17t	2	26	2	16	30	27
NYJ	24	20	31	17	17	23	10	13	21	15	29	23	3	14	22	24	31
PIT	16	23	10	24	25	17	5	26	18	13	27	8	32	18	13	13	3
TEN	28	27	15	16	28	26	32	28	19	17	31	27	23	5	30	25t	5
ARI	11	7	7	2	18	14	15	7	10	8	30	18	10	15	6	15	8t
ATL	10	10	12	14	8	8	30	8	11	20	6	17	20	17	29	16t	30
CAR	31	26	20	12	31	28	28	15	32	30	26	28	29	27	20	25t	17
CHI	32	32	25	26	29	31	3	32	30	31	15	20	11	12	15	29	19t
DAL	19	25	27	28	11	24	19	9	17	25	32	12	1	11	17	21	18
DET	2	2	6	9	2	2	13	10	1	5	5	3	2	1	1	1	10
GB	6	5	5	7	12	3	22	2	13	12	23	26	5	25	12	8	21
LAR	17	15	23	30	14	12	9	5	14	23	7t	24	21	29	25	20	19t
MIN	12	11	19	29	4	6	21	25	8t	11	13t	32	30	26	26	9	15t
NO	20	17	14	13	24	20	20	14	28	26	22	4	18	31	28	23	13
NYG	29	30	22	18	27	29	14	21	22t	27	21	29	12	28	27	31	24
PHI	5	12	1	4	30	10	8	31	8t	9	4	19	24	13	9	7	26
SEA	14	14	30	22	6	16	27	24	16	24	24	31	13	8	4	19	11
SF	8	4	11	6	7	5	24	17	15	10	25	21	16	32	31	14	23
TB	3	3	4	3	3	7	26	18	2	1t	12	25	25	30	32	4	2
WAS	4	9	3	5	16	11	11	22	4	6	1	9	8	20	7	5	25

- (A) Total Yards per Game
- (B) Total Yards per Play
- (C) Rushing Yards per Game
- (D) Rushing Yards per Attempt
- (E) Passing Net Yards per Game
- (F) Passing Net Yards per Play
- (G) Passing, Percent Had Intercepted
- (H) Sacks per Pass Play
- (I) First Downs per Game

- (J) Third Down Efficiency
- (K) Fourth Down Efficiency
- (L) Punt Return Average
- (M) Kickoff Return Average
- (N) Gross Punting Average
- (O) Net Punting Average
- (P) Points per Game
- (Q) Field Goal Percentage

# 2024 NATIONAL FOOTBALL LEAGUE

## NFL TEAM DEFENSE RANK

TEAM	(A)	(B)	(C)	(D)	(E)	(F)	(G)	(H)	(I)	(J)	(K)	(L)	(M)	(N)	(O)	(P)	(Q)	(R)	(S)
BAL	14	10	1	1	31	17	22	6	18t	20	3	9	18	18	25	13	21t	4	1
BUF	21	21	13	25	22	15	6	22	29	29	9	14	30	24	10	11	9	2	9
CIN	27	23	21	21	24	21	7	29	30	25	24	16	2	28	30	29	15	12	14
CLE	17	19	19	15	13	25	32	8	1t	3	12	30	13	20	9	24t	1	31	24
DEN	15	2	8	2	25	3	11	1	21t	14	13	13	11	25	14	5	26t	11	21
HOU	7	5	12	20	6	2	2	4	8t	8	25	1	8	31	31	16	29	17	16
IND	29	24	26	9	26	30	5	25	23t	31	14	27	32	17	11	27	8	22	25
JAX	31	32	23	12	32	32	29	30	31	27	20	17	17	19	13	28	19	26	31
KC	5	7	3	7	14	8	15	18	8t	21t	5	20	21t	21	16	2	6t	8	8
LAC	12	14	17	27	8	5	9t	7	5	9	22t	18	24	30	32	1	3	10	20
LV	10	13	11	16	11	10	21	19	7	16	31	25	5	9	5	24t	24	25	22
MIA	4	8	9	10	9	7	23	28	4	5	6t	24	6	27	20	9	18	16	13
NE	23	22	25	18	15	26	27	32	27	26	18	26	4	4	1	26	17	28t	29
NYJ	6	3	15	4	5	9	31	10	26	17	30	15	1	12	12	22	25	24	19
PIT	11	17	7	6	23	20	4	24	11	2	29	6	20	15	6	8	4t	13	17
TEN	3	6	22	14	2	12	13	21	6	21t	32	32	31	16	19	30	13t	30	18
ARI	18	20	20	24	12	19	26	13	20	28	19	19	29	26	27	14	28	15	11
ATL	20	16	14	17	19	16	20	31	21t	30	10	29	15	1	3	21	32	20	12
CAR	32	31	32	32	16	28	24	26	32	32	16	5	3	6	15	32	21t	32	32
CHI	25	30	27	26	18	31	18	16	12	13	6t	21	19	13	23	12	21t	23	30
DAL	28	29	29	29	20	29	8	2	23t	6	27	23	12	11	7	31	31	27	26
DET	19	26	4	19	28	22	9t	27	13	1	2	3	28	29	8	7	20	1	3
GB	8	9	6	5	17	14	3	9	16	10	17	8	10	22	28	6	16	5	7
LAR	26	25	24	23	21	24	12	20	23t	19	11	11	27	7	18	15	26t	18	23
MIN	16	11	2	3	29	13	1	15	10	4	1	4	21t	23	26	4	4t	6	10
NO	30	28	30	31	27	23	17	23	28	18	6t	10	7	3	2	18	11	21	28
NYG	24	27	31	28	10	27	30	3	15	23	15	22	23	14	21	23	12	28t	27
PHI	1	1	10	8	1	1	16	11	1t	7	26	7	25	5	17	3	6t	3	2
SEA	13	12	18	22	7	6	19	12	14	11	4	12	16	8	24	10	13t	14	15
SF	2	4	16	13	3	4	14	14	3	24	21	31	26	32	29	20	30	19	4
TB	22	18	5	11	30	18	28	17	18t	15	22t	28	14	2	4	17	2	7	5
WAS	9	15	28	30	4	11	25	5	17	12	28	2	9	10	22	19	10	9	6

- (A) Total Yards per Game
- (B) Total Yards per Play
- (C) Rushing Yards per Game
- (D) Rushing Yards per Attempt
- (E) Passing Net Yards per Game
- (F) Passing Net Yards per Play
- (G) Passing, Percent Had Intercepted
- (H) Sacks per Pass Play
- (I) First Downs per Game
- (J) Third Down Efficiency

- (K) Fourth Down Efficiency
- (L) Punt Return Average
- (M) Kickoff Return Average
- (N) Gross Punting Average
- (O) Net Punting Average
- (P) Points per Game
- (Q) Field Goal Percentage
- (R) Points per Game Differential (combined offense/defense)
- (S) Net Yards per Game Differential (combined offense/defense)

# 2024 NATIONAL FOOTBALL LEAGUE

## AFC TOTAL OFFENSE

RANK	TEAM	TOTAL	RUSH	PASS	TOTAL/G	RUSH/G	PASS/G
1	Baltimore	6787	2969	3818	424.2	185.6	238.6
2	Cincinnati	5900	1506	4394	368.8	94.1	274.6
3	Buffalo	5846	2100	3746	365.4	131.3	234.1
4	Kansas City	5472	1763	3709	342.0	110.2	231.8
5	Indianapolis	5263	2154	3109	328.9	134.6	194.3
6	Pittsburgh	5237	2092	3145	327.3	130.8	196.6
7	Miami	5198	1660	3538	324.9	103.8	221.1
8	Houston	5061	1702	3359	316.3	106.4	209.9
9	Los Angeles Chargers	5040	1745	3295	315.0	109.1	205.9
10	Denver	5039	1750	3289	314.9	109.4	205.6
11	New York Jets	4900	1443	3457	306.3	90.2	216.1
12	Las Vegas	4890	1318	3572	305.6	82.4	223.3
13	Jacksonville	4887	1616	3271	305.4	101.0	204.4
14	Cleveland	4884	1552	3332	305.3	97.0	208.3
15	Tennessee	4858	1770	3088	303.6	110.6	193.0
16	New England	4655	1892	2763	290.9	118.3	172.7
	<b>TOTALS</b>	<b>83917</b>	<b>29032</b>	<b>54885</b>	<b>327.8</b>	<b>113.4</b>	<b>214.4</b>

## AFC TOTAL DEFENSE

RANK	TEAM	TOTAL	RUSH	PASS	TOTAL/G	RUSH/G	PASS/G
1	Tennessee	4917	2070	2847	307.3	129.4	177.9
2	Miami	4970	1645	3325	310.6	102.8	207.8
3	Kansas City	4972	1573	3399	310.8	98.3	212.4
4	New York Jets	5000	1924	3076	312.5	120.3	192.3
5	Houston	5041	1853	3188	315.1	115.8	199.3
6	Las Vegas	5190	1850	3340	324.4	115.6	208.8
7	Pittsburgh	5242	1610	3632	327.6	100.6	227.0
8	Los Angeles Chargers	5250	1958	3292	328.1	122.4	205.8
9	Baltimore	5281	1305	3976	330.1	81.6	248.5
10	Denver	5293	1612	3681	330.8	100.8	230.1
11	Cleveland	5379	1985	3394	336.2	124.1	212.1
12	Buffalo	5497	1886	3611	343.6	117.9	225.7
13	New England	5570	2103	3467	348.1	131.4	216.7
14	Cincinnati	5728	2048	3680	358.0	128.0	230.0
15	Indianapolis	5821	2128	3693	363.8	133.0	230.8
16	Jacksonville	6200	2077	4123	387.5	129.8	257.7
	<b>TOTALS</b>	<b>85351</b>	<b>29627</b>	<b>55724</b>	<b>333.4</b>	<b>115.7</b>	<b>217.7</b>



# 2024 NATIONAL FOOTBALL LEAGUE

## NFC TOTAL OFFENSE

RANK	TEAM	TOTAL	RUSH	PASS	TOTAL/G	RUSH/G	PASS/G
1	Detroit	6129	2158	3971	408.6	143.9	264.7
2	Tampa Bay	6398	2357	4041	399.9	147.3	252.6
3	Washington	6015	2506	3509	375.9	156.6	219.3
4	Philadelphia	5939	2997	2942	371.2	187.3	183.9
5	Green Bay	5936	2313	3623	371.0	144.6	226.4
6	San Francisco	5489	1950	3539	365.9	130.0	235.9
7	Atlanta	5750	1992	3758	359.4	124.5	234.9
8	Arizona	5697	2300	3397	356.1	143.8	212.3
9	Minnesota	5636	1735	3901	352.3	108.4	243.8
10	Seattle	5311	1501	3810	331.9	93.8	238.1
11	Los Angeles Rams	5230	1681	3549	326.9	105.1	221.8
12	Dallas	5189	1555	3634	324.3	97.2	227.1
13	New Orleans	5150	1890	3260	321.9	118.1	203.8
14	New York Giants	4773	1683	3090	298.3	105.2	193.1
15	Carolina	4641	1723	2918	290.1	107.7	182.4
16	Chicago	4596	1651	2945	287.3	103.2	184.1
	<b>TOTALS</b>	<b>87879</b>	<b>31992</b>	<b>55887</b>	<b>346.0</b>	<b>126.0</b>	<b>220.0</b>

## NFC TOTAL DEFENSE

RANK	TEAM	TOTAL	RUSH	PASS	TOTAL/G	RUSH/G	PASS/G
1	Philadelphia	4494	1671	2823	280.9	104.4	176.4
2	San Francisco	4564	1815	2749	304.3	121.0	183.3
3	Green Bay	5123	1606	3517	320.2	100.4	219.8
4	Washington	5180	2187	2993	323.8	136.7	187.1
5	Seattle	5253	1969	3284	328.3	123.1	205.3
6	Minnesota	5311	1410	3901	331.9	88.1	243.8
7	Arizona	5387	2011	3376	336.7	125.7	211.0
8	Detroit	5083	1477	3606	338.9	98.5	240.4
9	Atlanta	5443	1896	3547	340.2	118.5	221.7
10	Tampa Bay	5518	1599	3919	344.9	99.9	244.9
11	New York Giants	5593	2265	3328	349.6	141.6	208.0
12	Chicago	5655	2134	3521	353.4	133.4	220.1
13	Los Angeles Rams	5667	2084	3583	354.2	130.3	223.9
14	Dallas	5770	2218	3552	360.6	138.6	222.0
15	New Orleans	6064	2225	3839	379.0	139.1	239.9
16	Carolina	6340	2830	3510	396.3	176.9	219.4
	<b>TOTALS</b>	<b>86445</b>	<b>31397</b>	<b>55048</b>	<b>340.3</b>	<b>123.6</b>	<b>216.7</b>

# 2024 NATIONAL FOOTBALL LEAGUE

## NFL TOTAL OFFENSE

RANK	TEAM	TOTAL	RUSH	PASS	TOTAL/G	RUSH/G	PASS/G
1	Baltimore	6787	2969	3818	424.2	185.6	238.6
2	Detroit	6129	2158	3971	408.6	143.9	264.7
3	Tampa Bay	6398	2357	4041	399.9	147.3	252.6
4	Washington	6015	2506	3509	375.9	156.6	219.3
5	Philadelphia	5939	2997	2942	371.2	187.3	183.9
6	Green Bay	5936	2313	3623	371.0	144.6	226.4
7	Cincinnati	5900	1506	4394	368.8	94.1	274.6
8	San Francisco	5489	1950	3539	365.9	130.0	235.9
9	Buffalo	5846	2100	3746	365.4	131.3	234.1
10	Atlanta	5750	1992	3758	359.4	124.5	234.9
11	Arizona	5697	2300	3397	356.1	143.8	212.3
12	Minnesota	5636	1735	3901	352.3	108.4	243.8
13	Kansas City	5472	1763	3709	342.0	110.2	231.8
14	Seattle	5311	1501	3810	331.9	93.8	238.1
15	Indianapolis	5263	2154	3109	328.9	134.6	194.3
16	Pittsburgh	5237	2092	3145	327.3	130.8	196.6
17	Los Angeles Rams	5230	1681	3549	326.9	105.1	221.8
18	Miami	5198	1660	3538	324.9	103.8	221.1
19	Dallas	5189	1555	3634	324.3	97.2	227.1
20	New Orleans	5150	1890	3260	321.9	118.1	203.8
21	Houston	5061	1702	3359	316.3	106.4	209.9
22	Los Angeles Chargers	5040	1745	3295	315.0	109.1	205.9
23	Denver	5039	1750	3289	314.9	109.4	205.6
24	New York Jets	4900	1443	3457	306.3	90.2	216.1
25	Las Vegas	4890	1318	3572	305.6	82.4	223.3
26	Jacksonville	4887	1616	3271	305.4	101.0	204.4
27	Cleveland	4884	1552	3332	305.3	97.0	208.3
28	Tennessee	4858	1770	3088	303.6	110.6	193.0
29	New York Giants	4773	1683	3090	298.3	105.2	193.1
30	New England	4655	1892	2763	290.9	118.3	172.7
31	Carolina	4641	1723	2918	290.1	107.7	182.4
32	Chicago	4596	1651	2945	287.3	103.2	184.1
	<b>TOTALS</b>	<b>171796</b>	<b>61024</b>	<b>110772</b>	<b>336.9</b>	<b>119.7</b>	<b>217.2</b>

# 2024 NATIONAL FOOTBALL LEAGUE

## NFL TOTAL DEFENSE

RANK	TEAM	TOTAL	RUSH	PASS	TOTAL/G	RUSH/G	PASS/G
1	Philadelphia	4494	1671	2823	280.9	104.4	176.4
2	San Francisco	4564	1815	2749	304.3	121.0	183.3
3	Tennessee	4917	2070	2847	307.3	129.4	177.9
4	Miami	4970	1645	3325	310.6	102.8	207.8
5	Kansas City	4972	1573	3399	310.8	98.3	212.4
6	New York Jets	5000	1924	3076	312.5	120.3	192.3
7	Houston	5041	1853	3188	315.1	115.8	199.3
8	Green Bay	5123	1606	3517	320.2	100.4	219.8
9	Washington	5180	2187	2993	323.8	136.7	187.1
10	Las Vegas	5190	1850	3340	324.4	115.6	208.8
11	Pittsburgh	5242	1610	3632	327.6	100.6	227.0
12	Los Angeles Chargers	5250	1958	3292	328.1	122.4	205.8
13	Seattle	5253	1969	3284	328.3	123.1	205.3
14	Baltimore	5281	1305	3976	330.1	81.6	248.5
15	Denver	5293	1612	3681	330.8	100.8	230.1
16	Minnesota	5311	1410	3901	331.9	88.1	243.8
17	Cleveland	5379	1985	3394	336.2	124.1	212.1
18	Arizona	5387	2011	3376	336.7	125.7	211.0
19	Detroit	5083	1477	3606	338.9	98.5	240.4
20	Atlanta	5443	1896	3547	340.2	118.5	221.7
21	Buffalo	5497	1886	3611	343.6	117.9	225.7
22	Tampa Bay	5518	1599	3919	344.9	99.9	244.9
23	New England	5570	2103	3467	348.1	131.4	216.7
24	New York Giants	5593	2265	3328	349.6	141.6	208.0
25	Chicago	5655	2134	3521	353.4	133.4	220.1
26	Los Angeles Rams	5667	2084	3583	354.2	130.3	223.9
27	Cincinnati	5728	2048	3680	358.0	128.0	230.0
28	Dallas	5770	2218	3552	360.6	138.6	222.0
29	Indianapolis	5821	2128	3693	363.8	133.0	230.8
30	New Orleans	6064	2225	3839	379.0	139.1	239.9
31	Jacksonville	6200	2077	4123	387.5	129.8	257.7
32	Carolina	6340	2830	3510	396.3	176.9	219.4
	<b>TOTALS</b>	<b>171796</b>	<b>61024</b>	<b>110772</b>	<b>336.9</b>	<b>119.7</b>	<b>217.2</b>



# 2024 NATIONAL FOOTBALL LEAGUE

## AFC TEAM TAKEAWAYS/GIVEAWAYS

RANK	TEAM	TAKEAWAYS			GIVEAWAYS			NET DIFF
		INT	FUM	TOTAL	INT	FUM	TOTAL	
1	Buffalo	16	15	31	6	2	8	+23
2	Pittsburgh	16	15	31	6	10	16	+15
3	Los Angeles Chargers	14	6	20	3	6	9	+11
4	Houston	19	9	28	12	6	18	+10
5t	Denver	15	10	25	12	7	19	+6
5t	Kansas City	13	7	20	11	3	14	+6
7t	Baltimore	10	5	15	4	7	11	+4
7t	Cincinnati	15	9	24	8	12	20	+4
9	Miami	9	6	15	8	9	17	-2
10t	Indianapolis	15	9	24	19	10	29	-5
10t	New York Jets	5	8	13	10	8	18	-5
12	New England	7	5	12	11	11	22	-10
13	Jacksonville	6	3	9	14	9	23	-14
14	Las Vegas	10	3	13	15	13	28	-15
15	Tennessee	11	6	17	21	12	33	-16
16	Cleveland	4	8	12	21	11	32	-20
	<b>TOTALS</b>	<b>185</b>	<b>124</b>	<b>309</b>	<b>181</b>	<b>136</b>	<b>317</b>	<b>-8</b>

## NFC TEAM TAKEAWAYS/GIVEAWAYS

RANK	TEAM	TAKEAWAYS			GIVEAWAYS			NET DIFF
		INT	FUM	TOTAL	INT	FUM	TOTAL	
1	Green Bay	16	13	29	11	6	17	+12
2t	Minnesota	22	9	31	12	9	21	+10
2t	Philadelphia	12	13	25	6	9	15	+10
4	Detroit	14	8	22	10	3	13	+9
5	Chicago	11	11	22	6	8	14	+8
6	Los Angeles Rams	13	7	20	8	5	13	+7
7	Washington	7	10	17	9	6	15	+2
8	New Orleans	13	3	16	12	7	19	-3
9	Tampa Bay	7	11	18	15	7	22	-4
10t	Atlanta	12	6	18	18	5	23	-5
10t	San Francisco	11	6	17	12	10	22	-5
12t	Arizona	7	7	14	11	9	20	-6
12t	Carolina	8	8	16	15	7	22	-6
14t	Dallas	13	8	21	14	14	28	-7
14t	New York Giants	5	10	15	12	10	22	-7
14t	Seattle	12	5	17	16	8	24	-7
	<b>TOTALS</b>	<b>183</b>	<b>135</b>	<b>318</b>	<b>187</b>	<b>123</b>	<b>310</b>	<b>+8</b>

# 2024 NATIONAL FOOTBALL LEAGUE

## NFL TEAM TAKEAWAYS/GIVEAWAYS

RANK	TEAM	TAKEAWAYS			GIVEAWAYS			NET DIFF
		INT	FUM	TOTAL	INT	FUM	TOTAL	
1	Buffalo	16	15	31	6	2	8	+23
2	Pittsburgh	16	15	31	6	10	16	+15
3	Green Bay	16	13	29	11	6	17	+12
4	Los Angeles Chargers	14	6	20	3	6	9	+11
5t	Houston	19	9	28	12	6	18	+10
5t	Minnesota	22	9	31	12	9	21	+10
5t	Philadelphia	12	13	25	6	9	15	+10
8	Detroit	14	8	22	10	3	13	+9
9	Chicago	11	11	22	6	8	14	+8
10	Los Angeles Rams	13	7	20	8	5	13	+7
11t	Denver	15	10	25	12	7	19	+6
11t	Kansas City	13	7	20	11	3	14	+6
13t	Baltimore	10	5	15	4	7	11	+4
13t	Cincinnati	15	9	24	8	12	20	+4
15	Washington	7	10	17	9	6	15	+2
16	Miami	9	6	15	8	9	17	-2
17	New Orleans	13	3	16	12	7	19	-3
18	Tampa Bay	7	11	18	15	7	22	-4
19t	Atlanta	12	6	18	18	5	23	-5
19t	Indianapolis	15	9	24	19	10	29	-5
19t	New York Jets	5	8	13	10	8	18	-5
19t	San Francisco	11	6	17	12	10	22	-5
23t	Arizona	7	7	14	11	9	20	-6
23t	Carolina	8	8	16	15	7	22	-6
25t	Dallas	13	8	21	14	14	28	-7
25t	New York Giants	5	10	15	12	10	22	-7
25t	Seattle	12	5	17	16	8	24	-7
28	New England	7	5	12	11	11	22	-10
29	Jacksonville	6	3	9	14	9	23	-14
30	Las Vegas	10	3	13	15	13	28	-15
31	Tennessee	11	6	17	21	12	33	-16
32	Cleveland	4	8	12	21	11	32	-20
	<b>TOTALS</b>	<b>368</b>	<b>259</b>	<b>627</b>	<b>368</b>	<b>259</b>	<b>627</b>	<b>0</b>

# 2024 NATIONAL FOOTBALL LEAGUE

## AFC OFFENSE INSIDE THE 20

RANK	TEAM	DRIVES	PTS	TD	TD%	FG	SCORES	SCORE%
1	Baltimore	62	353	46	74.2%	11	57	91.9%
2	Buffalo	65	360	46	70.8%	14	60	92.3%
3	Cincinnati	57	304	38	66.7%	14	52	91.2%
4	Denver	51	254	31	60.8%	13	44	86.3%
5	Miami	48	237	28	58.3%	15	43	89.6%
6	Jacksonville	47	227	27	57.4%	13	40	85.1%
7	Los Angeles Chargers	44	224	25	56.8%	17	42	95.5%
8	Tennessee	43	198	24	55.8%	10	34	79.1%
9	Indianapolis	49	242	27	55.1%	19	46	93.9%
10	Kansas City	65	313	35	53.8%	24	59	90.8%
11	New York Jets	50	225	26	52.0%	15	41	82.0%
12	Houston	53	238	27	50.9%	17	44	83.0%
13	Cleveland	34	140	17	50.0%	7	24	70.6%
14	Las Vegas	43	196	21	48.8%	17	38	88.4%
15	New England	44	192	21	47.7%	15	36	81.8%
16	Pittsburgh	54	237	25	46.3%	21	46	85.2%
	<b>TOTALS</b>	<b>809</b>	<b>3940</b>	<b>464</b>	<b>57.4%</b>	<b>242</b>	<b>706</b>	<b>87.3%</b>

## AFC DEFENSE INSIDE THE 20

RANK	TEAM	DRIVES	PTS	TD	TD%	FG	SCORES	SCORE%
1	Los Angeles Chargers	38	162	17	44.7%	15	32	84.2%
2	Miami	50	214	23	46.0%	18	41	82.0%
3	Denver	49	218	23	46.9%	19	42	85.7%
4	Kansas City	49	212	24	49.0%	16	40	81.6%
5	Baltimore	47	215	26	55.3%	12	38	80.9%
6	Pittsburgh	57	266	32	56.1%	15	47	82.5%
7	Buffalo	58	277	34	58.6%	13	47	81.0%
8t	Indianapolis	58	285	35	60.3%	13	48	82.8%
8t	New York Jets	58	288	35	60.3%	16	51	87.9%
10	Jacksonville	56	282	34	60.7%	17	51	91.1%
11	Cleveland	49	237	30	61.2%	9	39	79.6%
12	Las Vegas	52	271	32	61.5%	17	49	94.2%
13	New England	55	284	34	61.8%	16	50	90.9%
14	Tennessee	53	284	35	66.0%	14	49	92.5%
15t	Cincinnati	51	273	34	66.7%	12	46	90.2%
15t	Houston	42	217	28	66.7%	8	36	85.7%
	<b>TOTALS</b>	<b>822</b>	<b>3985</b>	<b>476</b>	<b>57.9%</b>	<b>230</b>	<b>706</b>	<b>85.9%</b>



# 2024 NATIONAL FOOTBALL LEAGUE

## NFC OFFENSE INSIDE THE 20

RANK	TEAM	DRIVES	PTS	TD	TD%	FG	SCORES	SCORE%
1	Detroit	65	344	44	67.7%	13	57	87.7%
2	Tampa Bay	66	359	44	66.7%	18	62	93.9%
3	Washington	68	355	42	61.8%	20	62	91.2%
4	Chicago	36	179	22	61.1%	10	32	88.9%
5	Green Bay	66	339	40	60.6%	19	59	89.4%
6	Minnesota	57	285	34	59.6%	16	50	87.7%
7	Carolina	44	215	26	59.1%	12	38	86.4%
8	New Orleans	41	190	24	58.5%	9	33	80.5%
9	Philadelphia	64	315	37	57.8%	19	56	87.5%
10	Seattle	39	176	21	53.8%	10	31	79.5%
11	Arizona	53	254	28	52.8%	19	47	88.7%
12	Los Angeles Rams	59	269	31	52.5%	19	50	84.7%
13	Atlanta	48	218	25	52.1%	14	39	81.3%
14	San Francisco	56	257	29	51.8%	19	48	85.7%
15	Dallas	44	183	22	50.0%	10	32	72.7%
16	New York Giants	43	163	19	44.2%	11	30	69.8%
	<b>TOTALS</b>	<b>849</b>	<b>4101</b>	<b>488</b>	<b>57.5%</b>	<b>238</b>	<b>726</b>	<b>85.5%</b>

## NFC DEFENSE INSIDE THE 20

RANK	TEAM	DRIVES	PTS	TD	TD%	FG	SCORES	SCORE%
1	Chicago	60	262	28	46.7%	23	51	85.0%
2	Los Angeles Rams	53	225	25	47.2%	18	43	81.1%
3	Detroit	46	202	23	50.0%	14	37	80.4%
4	Arizona	55	250	28	50.9%	18	46	83.6%
5	Philadelphia	47	209	24	51.1%	14	38	80.9%
6	Seattle	53	252	28	52.8%	19	47	88.7%
7	New York Giants	50	248	27	54.0%	20	47	94.0%
8	Tampa Bay	55	253	30	54.5%	15	45	81.8%
9	New Orleans	51	238	28	54.9%	15	43	84.3%
10	Minnesota	46	223	26	56.5%	13	39	84.8%
11	Green Bay	49	237	29	59.2%	12	41	83.7%
12	Atlanta	51	259	32	62.7%	12	44	86.3%
13	Carolina	71	376	46	64.8%	18	64	90.1%
14	San Francisco	49	268	32	65.3%	15	47	95.9%
15	Washington	47	250	31	66.0%	13	44	93.6%
16	Dallas	53	304	39	73.6%	11	50	94.3%
	<b>TOTALS</b>	<b>836</b>	<b>4056</b>	<b>476</b>	<b>56.9%</b>	<b>250</b>	<b>726</b>	<b>86.8%</b>

# 2024 NATIONAL FOOTBALL LEAGUE

## NFL OFFENSE INSIDE THE 20

RANK	TEAM	DRIVES	PTS	TD	TD%	FG	SCORES	SCORE%
1	Baltimore	62	353	46	74.2%	11	57	91.9%
2	Buffalo	65	360	46	70.8%	14	60	92.3%
3	Detroit	65	344	44	67.7%	13	57	87.7%
4t	Cincinnati	57	304	38	66.7%	14	52	91.2%
4t	Tampa Bay	66	359	44	66.7%	18	62	93.9%
6	Washington	68	355	42	61.8%	20	62	91.2%
7	Chicago	36	179	22	61.1%	10	32	88.9%
8	Denver	51	254	31	60.8%	13	44	86.3%
9	Green Bay	66	339	40	60.6%	19	59	89.4%
10	Minnesota	57	285	34	59.6%	16	50	87.7%
11	Carolina	44	215	26	59.1%	12	38	86.4%
12	New Orleans	41	190	24	58.5%	9	33	80.5%
13	Miami	48	237	28	58.3%	15	43	89.6%
14	Philadelphia	64	315	37	57.8%	19	56	87.5%
15	Jacksonville	47	227	27	57.4%	13	40	85.1%
16	Los Angeles Chargers	44	224	25	56.8%	17	42	95.5%
17	Tennessee	43	198	24	55.8%	10	34	79.1%
18	Indianapolis	49	242	27	55.1%	19	46	93.9%
19t	Kansas City	65	313	35	53.8%	24	59	90.8%
19t	Seattle	39	176	21	53.8%	10	31	79.5%
21	Arizona	53	254	28	52.8%	19	47	88.7%
22	Los Angeles Rams	59	269	31	52.5%	19	50	84.7%
23	Atlanta	48	218	25	52.1%	14	39	81.3%
24	New York Jets	50	225	26	52.0%	15	41	82.0%
25	San Francisco	56	257	29	51.8%	19	48	85.7%
26	Houston	53	238	27	50.9%	17	44	83.0%
27t	Cleveland	34	140	17	50.0%	7	24	70.6%
27t	Dallas	44	183	22	50.0%	10	32	72.7%
29	Las Vegas	43	196	21	48.8%	17	38	88.4%
30	New England	44	192	21	47.7%	15	36	81.8%
31	Pittsburgh	54	237	25	46.3%	21	46	85.2%
32	New York Giants	43	163	19	44.2%	11	30	69.8%
	<b>TOTALS</b>	<b>1658</b>	<b>8041</b>	<b>952</b>	<b>57.4%</b>	<b>480</b>	<b>1432</b>	<b>86.4%</b>

# 2024 NATIONAL FOOTBALL LEAGUE

## NFL DEFENSE INSIDE THE 20

RANK	TEAM	DRIVES	PTS	TD	TD%	FG	SCORES	SCORE%
1	Los Angeles Chargers	38	162	17	44.7%	15	32	84.2%
2	Miami	50	214	23	46.0%	18	41	82.0%
3	Chicago	60	262	28	46.7%	23	51	85.0%
4	Denver	49	218	23	46.9%	19	42	85.7%
5	Los Angeles Rams	53	225	25	47.2%	18	43	81.1%
6	Kansas City	49	212	24	49.0%	16	40	81.6%
7	Detroit	46	202	23	50.0%	14	37	80.4%
8	Arizona	55	250	28	50.9%	18	46	83.6%
9	Philadelphia	47	209	24	51.1%	14	38	80.9%
10	Seattle	53	252	28	52.8%	19	47	88.7%
11	New York Giants	50	248	27	54.0%	20	47	94.0%
12	Tampa Bay	55	253	30	54.5%	15	45	81.8%
13	New Orleans	51	238	28	54.9%	15	43	84.3%
14	Baltimore	47	215	26	55.3%	12	38	80.9%
15	Pittsburgh	57	266	32	56.1%	15	47	82.5%
16	Minnesota	46	223	26	56.5%	13	39	84.8%
17	Buffalo	58	277	34	58.6%	13	47	81.0%
18	Green Bay	49	237	29	59.2%	12	41	83.7%
19t	Indianapolis	58	285	35	60.3%	13	48	82.8%
19t	New York Jets	58	288	35	60.3%	16	51	87.9%
21	Jacksonville	56	282	34	60.7%	17	51	91.1%
22	Cleveland	49	237	30	61.2%	9	39	79.6%
23	Las Vegas	52	271	32	61.5%	17	49	94.2%
24	New England	55	284	34	61.8%	16	50	90.9%
25	Atlanta	51	259	32	62.7%	12	44	86.3%
26	Carolina	71	376	46	64.8%	18	64	90.1%
27	San Francisco	49	268	32	65.3%	15	47	95.9%
28	Washington	47	250	31	66.0%	13	44	93.6%
29	Tennessee	53	284	35	66.0%	14	49	92.5%
30t	Cincinnati	51	273	34	66.7%	12	46	90.2%
30t	Houston	42	217	28	66.7%	8	36	85.7%
32	Dallas	53	304	39	73.6%	11	50	94.3%
	<b>TOTALS</b>	<b>1658</b>	<b>8041</b>	<b>952</b>	<b>57.4%</b>	<b>480</b>	<b>1432</b>	<b>86.4%</b>



# 2024 NATIONAL FOOTBALL LEAGUE

## AFC TEAM OFFENSE FIRST DOWNS, THIRD DOWNS & FOURTH DOWNS

RANK	TEAM	FIRST DOWNS				THIRD DOWNS			FOURTH DOWNS		
		TOTAL	RUSH	PASS	PEN	MADE	ATT	PCT	MADE	ATT	PCT
1	Baltimore	373	156	187	30	85	177	48.0%	8	12	66.7%
2	Cincinnati	355	83	238	34	95	201	47.3%	10	18	55.6%
3	Kansas City	345	106	215	24	110	220	50.0%	11	15	73.3%
4	Buffalo	344	132	174	38	83	187	44.4%	15	18	83.3%
5	Miami	324	83	207	34	74	200	37.0%	12	28	42.9%
6	Pittsburgh	302	116	150	36	86	216	39.8%	7	16	43.8%
7	Tennessee	295	107	155	33	76	200	38.0%	7	20	35.0%
8	Las Vegas	294	75	198	21	76	215	35.3%	13	23	56.5%
9	New York Jets	292	76	187	29	78	198	39.4%	9	22	40.9%
10	Indianapolis	291	118	150	23	78	204	38.2%	17	27	63.0%
11t	Cleveland	290	92	171	27	66	225	29.3%	24	42	57.1%
11t	Houston	290	81	189	20	82	219	37.4%	10	16	62.5%
11t	Los Angeles Chargers	290	99	163	28	82	207	39.6%	9	15	60.0%
14	Denver	286	110	157	19	81	216	37.5%	13	20	65.0%
15	New England	282	96	153	33	71	203	35.0%	13	23	56.5%
16	Jacksonville	279	97	164	18	71	190	37.4%	14	25	56.0%
	<b>TOTALS</b>	<b>4932</b>	<b>1627</b>	<b>2858</b>	<b>447</b>	<b>1294</b>	<b>3278</b>	<b>39.5%</b>	<b>192</b>	<b>340</b>	<b>56.5%</b>

## AFC TEAM DEFENSE FIRST DOWNS, THIRD DOWNS & FOURTH DOWNS

RANK	TEAM	FIRST DOWNS				THIRD DOWNS			FOURTH DOWNS		
		TOTAL	RUSH	PASS	PEN	MADE	ATT	PCT	MADE	ATT	PCT
1	Cleveland	283	100	164	19	74	210	35.2%	8	15	53.3%
2	Miami	292	90	176	26	70	197	35.5%	9	18	50.0%
3	Los Angeles Chargers	295	105	159	31	78	215	36.3%	17	27	63.0%
4	Tennessee	296	110	149	37	83	201	41.3%	9	11	81.8%
5	Las Vegas	297	91	181	25	81	207	39.1%	9	12	75.0%
6t	Houston	299	102	163	34	74	205	36.1%	15	23	65.2%
6t	Kansas City	299	98	176	25	83	201	41.3%	10	21	47.6%
8	Pittsburgh	303	103	178	22	67	191	35.1%	15	21	71.4%
9	Baltimore	317	68	209	40	86	214	40.2%	12	26	46.2%
10	Denver	322	82	199	41	87	227	38.3%	15	28	53.6%
11	Indianapolis	324	118	181	25	99	220	45.0%	11	20	55.0%
12	New York Jets	326	122	157	47	80	203	39.4%	13	18	72.2%
13	New England	332	119	182	31	87	200	43.5%	10	17	58.8%
14	Buffalo	337	104	203	30	84	189	44.4%	16	31	51.6%
15	Cincinnati	345	131	184	30	83	195	42.6%	16	25	64.0%
16	Jacksonville	365	125	208	32	92	210	43.8%	14	23	60.9%
	<b>TOTALS</b>	<b>5032</b>	<b>1668</b>	<b>2869</b>	<b>495</b>	<b>1308</b>	<b>3285</b>	<b>39.8%</b>	<b>199</b>	<b>336</b>	<b>59.2%</b>

# 2024 NATIONAL FOOTBALL LEAGUE

## NFC TEAM OFFENSE FIRST DOWNS, THIRD DOWNS & FOURTH DOWNS

RANK	TEAM	FIRST DOWNS				THIRD DOWNS			FOURTH DOWNS		
		TOTAL	RUSH	PASS	PEN	MADE	ATT	PCT	MADE	ATT	PCT
1	Tampa Bay	375	131	213	31	100	200	50.0%	8	13	61.5%
2	Detroit	363	128	212	23	84	180	46.7%	18	26	69.2%
3	Washington	362	148	181	33	93	204	45.6%	19	22	86.4%
4t	Minnesota	339	97	203	39	77	187	41.2%	6	10	60.0%
4t	Philadelphia	339	161	153	25	95	221	43.0%	18	25	72.0%
6	Arizona	330	128	177	25	79	182	43.4%	6	16	37.5%
7	Atlanta	328	113	187	28	73	195	37.4%	19	28	67.9%
8	Green Bay	323	129	164	30	72	180	40.0%	8	15	53.3%
9	Los Angeles Rams	322	116	176	30	69	187	36.9%	14	21	66.7%
10	Seattle	311	83	198	30	73	199	36.7%	10	19	52.6%
11	Dallas	304	89	180	35	77	211	36.5%	9	26	34.6%
12	San Francisco	297	104	169	24	74	176	42.0%	6	13	46.2%
13	New York Giants	291	98	166	27	78	218	35.8%	18	33	54.5%
14	New Orleans	285	107	153	25	73	203	36.0%	13	24	54.2%
15	Chicago	280	92	162	26	69	217	31.8%	22	37	59.5%
16	Carolina	268	90	152	26	69	199	34.7%	13	29	44.8%
	<b>TOTALS</b>	<b>5117</b>	<b>1814</b>	<b>2846</b>	<b>457</b>	<b>1255</b>	<b>3159</b>	<b>39.7%</b>	<b>207</b>	<b>357</b>	<b>58.0%</b>

## NFC TEAM DEFENSE FIRST DOWNS, THIRD DOWNS & FOURTH DOWNS

RANK	TEAM	FIRST DOWNS				THIRD DOWNS			FOURTH DOWNS		
		TOTAL	RUSH	PASS	PEN	MADE	ATT	PCT	MADE	ATT	PCT
1	San Francisco	272	103	151	18	80	191	41.9%	13	21	61.9%
2	Philadelphia	283	102	156	25	71	197	36.0%	17	26	65.4%
3	Detroit	288	76	172	40	52	164	31.7%	11	25	44.0%
4	Minnesota	301	74	204	23	73	207	35.3%	11	31	35.5%
5	Chicago	306	116	170	20	77	203	37.9%	9	18	50.0%
6	Seattle	309	104	177	28	78	210	37.1%	8	17	47.1%
7	New York Giants	310	126	162	22	84	202	41.6%	11	19	57.9%
8	Green Bay	311	99	190	22	71	194	36.6%	17	29	58.6%
9	Washington	312	113	163	36	72	190	37.9%	15	22	68.2%
10	Tampa Bay	317	90	198	29	77	197	39.1%	17	27	63.0%
11	Arizona	318	115	184	19	86	195	44.1%	13	22	59.1%
12	Atlanta	322	122	184	16	89	200	44.5%	13	25	52.0%
13t	Dallas	324	135	164	25	69	192	35.9%	16	24	66.7%
13t	Los Angeles Rams	324	112	183	29	77	193	39.9%	9	17	52.9%
15	New Orleans	334	127	183	24	82	208	39.4%	13	26	50.0%
16	Carolina	386	159	194	33	103	209	49.3%	7	12	58.3%
	<b>TOTALS</b>	<b>5017</b>	<b>1773</b>	<b>2835</b>	<b>409</b>	<b>1241</b>	<b>3152</b>	<b>39.4%</b>	<b>200</b>	<b>361</b>	<b>55.4%</b>

# 2024 NATIONAL FOOTBALL LEAGUE

## NFL TEAM OFFENSE FIRST DOWNS, THIRD DOWNS & FOURTH DOWNS

RANK	TEAM	FIRST DOWNS				THIRD DOWNS			FOURTH DOWNS		
		TOTAL	RUSH	PASS	PEN	MADE	ATT	PCT	MADE	ATT	PCT
1	Tampa Bay	375	131	213	31	100	200	50.0%	8	13	61.5%
2	Baltimore	373	156	187	30	85	177	48.0%	8	12	66.7%
3	Detroit	363	128	212	23	84	180	46.7%	18	26	69.2%
4	Washington	362	148	181	33	93	204	45.6%	19	22	86.4%
5	Cincinnati	355	83	238	34	95	201	47.3%	10	18	55.6%
6	Kansas City	345	106	215	24	110	220	50.0%	11	15	73.3%
7	Buffalo	344	132	174	38	83	187	44.4%	15	18	83.3%
8t	Minnesota	339	97	203	39	77	187	41.2%	6	10	60.0%
8t	Philadelphia	339	161	153	25	95	221	43.0%	18	25	72.0%
10	Arizona	330	128	177	25	79	182	43.4%	6	16	37.5%
11	Atlanta	328	113	187	28	73	195	37.4%	19	28	67.9%
12	Miami	324	83	207	34	74	200	37.0%	12	28	42.9%
13	Green Bay	323	129	164	30	72	180	40.0%	8	15	53.3%
14	Los Angeles Rams	322	116	176	30	69	187	36.9%	14	21	66.7%
15	Seattle	311	83	198	30	73	199	36.7%	10	19	52.6%
16	Dallas	304	89	180	35	77	211	36.5%	9	26	34.6%
17	Pittsburgh	302	116	150	36	86	216	39.8%	7	16	43.8%
18	San Francisco	297	104	169	24	74	176	42.0%	6	13	46.2%
19	Tennessee	295	107	155	33	76	200	38.0%	7	20	35.0%
20	Las Vegas	294	75	198	21	76	215	35.3%	13	23	56.5%
21	New York Jets	292	76	187	29	78	198	39.4%	9	22	40.9%
22t	Indianapolis	291	118	150	23	78	204	38.2%	17	27	63.0%
22t	New York Giants	291	98	166	27	78	218	35.8%	18	33	54.5%
24t	Cleveland	290	92	171	27	66	225	29.3%	24	42	57.1%
24t	Houston	290	81	189	20	82	219	37.4%	10	16	62.5%
24t	Los Angeles Chargers	290	99	163	28	82	207	39.6%	9	15	60.0%
27	Denver	286	110	157	19	81	216	37.5%	13	20	65.0%
28	New Orleans	285	107	153	25	73	203	36.0%	13	24	54.2%
29	New England	282	96	153	33	71	203	35.0%	13	23	56.5%
30	Chicago	280	92	162	26	69	217	31.8%	22	37	59.5%
31	Jacksonville	279	97	164	18	71	190	37.4%	14	25	56.0%
32	Carolina	268	90	152	26	69	199	34.7%	13	29	44.8%
	<b>TOTALS</b>	<b>10049</b>	<b>3441</b>	<b>5704</b>	<b>904</b>	<b>2549</b>	<b>6437</b>	<b>39.6%</b>	<b>399</b>	<b>697</b>	<b>57.2%</b>



# 2024 NATIONAL FOOTBALL LEAGUE

## NFL TEAM DEFENSE FIRST DOWNS, THIRD DOWNS & FOURTH DOWNS

RANK	TEAM	FIRST DOWNS				THIRD DOWNS			FOURTH DOWNS		
		TOTAL	RUSH	PASS	PEN	MADE	ATT	PCT	MADE	ATT	PCT
1	San Francisco	272	103	151	18	80	191	41.9%	13	21	61.9%
2t	Cleveland	283	100	164	19	74	210	35.2%	8	15	53.3%
2t	Philadelphia	283	102	156	25	71	197	36.0%	17	26	65.4%
4	Detroit	288	76	172	40	52	164	31.7%	11	25	44.0%
5	Miami	292	90	176	26	70	197	35.5%	9	18	50.0%
6	Los Angeles Chargers	295	105	159	31	78	215	36.3%	17	27	63.0%
7	Tennessee	296	110	149	37	83	201	41.3%	9	11	81.8%
8	Las Vegas	297	91	181	25	81	207	39.1%	9	12	75.0%
9t	Houston	299	102	163	34	74	205	36.1%	15	23	65.2%
9t	Kansas City	299	98	176	25	83	201	41.3%	10	21	47.6%
11	Minnesota	301	74	204	23	73	207	35.3%	11	31	35.5%
12	Pittsburgh	303	103	178	22	67	191	35.1%	15	21	71.4%
13	Chicago	306	116	170	20	77	203	37.9%	9	18	50.0%
14	Seattle	309	104	177	28	78	210	37.1%	8	17	47.1%
15	New York Giants	310	126	162	22	84	202	41.6%	11	19	57.9%
16	Green Bay	311	99	190	22	71	194	36.6%	17	29	58.6%
17	Washington	312	113	163	36	72	190	37.9%	15	22	68.2%
18t	Baltimore	317	68	209	40	86	214	40.2%	12	26	46.2%
18t	Tampa Bay	317	90	198	29	77	197	39.1%	17	27	63.0%
20	Arizona	318	115	184	19	86	195	44.1%	13	22	59.1%
21t	Atlanta	322	122	184	16	89	200	44.5%	13	25	52.0%
21t	Denver	322	82	199	41	87	227	38.3%	15	28	53.6%
23t	Dallas	324	135	164	25	69	192	35.9%	16	24	66.7%
23t	Indianapolis	324	118	181	25	99	220	45.0%	11	20	55.0%
23t	Los Angeles Rams	324	112	183	29	77	193	39.9%	9	17	52.9%
26	New York Jets	326	122	157	47	80	203	39.4%	13	18	72.2%
27	New England	332	119	182	31	87	200	43.5%	10	17	58.8%
28	New Orleans	334	127	183	24	82	208	39.4%	13	26	50.0%
29	Buffalo	337	104	203	30	84	189	44.4%	16	31	51.6%
30	Cincinnati	345	131	184	30	83	195	42.6%	16	25	64.0%
31	Jacksonville	365	125	208	32	92	210	43.8%	14	23	60.9%
32	Carolina	386	159	194	33	103	209	49.3%	7	12	58.3%
	<b>TOTALS</b>	<b>10049</b>	<b>3441</b>	<b>5704</b>	<b>904</b>	<b>2549</b>	<b>6437</b>	<b>39.6%</b>	<b>399</b>	<b>697</b>	<b>57.2%</b>

# 2024 NATIONAL FOOTBALL LEAGUE

---

## AFC OFFENSIVE FIRST DOWN YARDAGE

RANK	TEAM	YDS/PL	PLAYS	YARDS
1	Baltimore	7.01	472	3307
2	Cincinnati	6.22	459	2853
3	Indianapolis	6.07	430	2611
4	Buffalo	5.59	432	2413
5	Miami	5.53	455	2514
6	Houston	5.50	437	2402
7	Jacksonville	5.24	405	2122
8	Kansas City	5.18	458	2374
9	Tennessee	5.05	427	2157
10	Los Angeles Chargers	4.92	408	2006
11	Las Vegas	4.87	442	2154
12	Denver	4.85	421	2042
13	New York Jets	4.85	407	1973
14	New England	4.71	413	1944
15	Cleveland	4.70	445	2090
16	Pittsburgh	4.60	435	2000
	<b>TOTALS</b>	<b>5.32</b>	<b>6946</b>	<b>36962</b>

## AFC DEFENSIVE FIRST DOWN YARDAGE

RANK	TEAM	YDS/PL	PLAYS	YARDS
1	New York Jets	4.33	435	1883
2	Las Vegas	4.53	425	1926
3	Houston	5.06	431	2183
4	Kansas City	5.07	410	2079
5	Indianapolis	5.08	457	2323
6	Cleveland	5.09	430	2189
7	Denver	5.13	457	2344
8	Cincinnati	5.20	459	2389
9	Baltimore	5.42	439	2380
10	Buffalo	5.45	449	2446
11	Tennessee	5.45	417	2273
12	New England	5.45	443	2416
13	Los Angeles Chargers	5.52	429	2366
14	Pittsburgh	5.64	432	2435
15	Miami	5.84	421	2460
16	Jacksonville	6.51	475	3094
	<b>TOTALS</b>	<b>5.31</b>	<b>7009</b>	<b>37186</b>

# 2024 NATIONAL FOOTBALL LEAGUE

---

## NFC OFFENSIVE FIRST DOWN YARDAGE

RANK	TEAM	YDS/PL	PLAYS	YARDS
1	Detroit	6.76	457	3090
2	San Francisco	6.66	411	2737
3	Tampa Bay	6.35	479	3044
4	Green Bay	5.95	434	2581
5	Atlanta	5.83	451	2628
6	Arizona	5.82	449	2613
7	Minnesota	5.80	458	2655
8	Philadelphia	5.75	457	2628
9	Los Angeles Rams	5.70	441	2514
10	Carolina	5.70	400	2279
11	Washington	5.43	465	2526
12	Seattle	5.32	441	2347
13	New York Giants	5.03	435	2187
14	Dallas	4.98	446	2219
15	New Orleans	4.95	410	2029
16	Chicago	4.70	414	1944
	<b>TOTALS</b>	<b>5.68</b>	<b>7048</b>	<b>40021</b>

## NFC DEFENSIVE FIRST DOWN YARDAGE

RANK	TEAM	YDS/PL	PLAYS	YARDS
1	Washington	4.97	421	2091
2	Philadelphia	5.12	415	2125
3	Minnesota	5.12	439	2249
4	Arizona	5.36	427	2288
5	San Francisco	5.42	385	2086
6	Detroit	5.47	404	2208
7	Tampa Bay	5.57	442	2460
8	Los Angeles Rams	5.58	443	2471
9	New York Giants	5.65	439	2481
10	New Orleans	5.71	464	2649
11	Green Bay	5.78	437	2526
12	Atlanta	5.90	442	2607
13	Carolina	6.11	495	3024
14	Seattle	6.26	447	2797
15	Chicago	6.45	439	2833
16	Dallas	6.51	446	2902
	<b>TOTALS</b>	<b>5.70</b>	<b>6985</b>	<b>39797</b>



# 2024 NATIONAL FOOTBALL LEAGUE

---

## NFL OFFENSIVE FIRST DOWN YARDAGE

RANK	TEAM	YDS/PL	PLAYS	YARDS
1	Baltimore	7.01	472	3307
2	Detroit	6.76	457	3090
3	San Francisco	6.66	411	2737
4	Tampa Bay	6.35	479	3044
5	Cincinnati	6.22	459	2853
6	Indianapolis	6.07	430	2611
7	Green Bay	5.95	434	2581
8	Atlanta	5.83	451	2628
9	Arizona	5.82	449	2613
10	Minnesota	5.80	458	2655
11	Philadelphia	5.75	457	2628
12	Los Angeles Rams	5.70	441	2514
13	Carolina	5.70	400	2279
14	Buffalo	5.59	432	2413
15	Miami	5.53	455	2514
16	Houston	5.50	437	2402
17	Washington	5.43	465	2526
18	Seattle	5.32	441	2347
19	Jacksonville	5.24	405	2122
20	Kansas City	5.18	458	2374
21	Tennessee	5.05	427	2157
22	New York Giants	5.03	435	2187
23	Dallas	4.98	446	2219
24	New Orleans	4.95	410	2029
25	Los Angeles Chargers	4.92	408	2006
26	Las Vegas	4.87	442	2154
27	Denver	4.85	421	2042
28	New York Jets	4.85	407	1973
29	New England	4.71	413	1944
30	Cleveland	4.70	445	2090
31	Chicago	4.70	414	1944
32	Pittsburgh	4.60	435	2000
	<b>TOTALS</b>	<b>5.50</b>	<b>13994</b>	<b>76983</b>

# 2024 NATIONAL FOOTBALL LEAGUE

---

## NFL DEFENSIVE FIRST DOWN YARDAGE

RANK	TEAM	YDS/PL	PLAYS	YARDS
1	New York Jets	4.33	435	1883
2	Las Vegas	4.53	425	1926
3	Washington	4.97	421	2091
4	Houston	5.06	431	2183
5	Kansas City	5.07	410	2079
6	Indianapolis	5.08	457	2323
7	Cleveland	5.09	430	2189
8	Philadelphia	5.12	415	2125
9	Minnesota	5.12	439	2249
10	Denver	5.13	457	2344
11	Cincinnati	5.20	459	2389
12	Arizona	5.36	427	2288
13	San Francisco	5.42	385	2086
14	Baltimore	5.42	439	2380
15	Buffalo	5.45	449	2446
16	Tennessee	5.45	417	2273
17	New England	5.45	443	2416
18	Detroit	5.47	404	2208
19	Los Angeles Chargers	5.52	429	2366
20	Tampa Bay	5.57	442	2460
21	Los Angeles Rams	5.58	443	2471
22	Pittsburgh	5.64	432	2435
23	New York Giants	5.65	439	2481
24	New Orleans	5.71	464	2649
25	Green Bay	5.78	437	2526
26	Miami	5.84	421	2460
27	Atlanta	5.90	442	2607
28	Carolina	6.11	495	3024
29	Seattle	6.26	447	2797
30	Chicago	6.45	439	2833
31	Dallas	6.51	446	2902
32	Jacksonville	6.51	475	3094
	<b>TOTALS</b>	<b>5.50</b>	<b>13994</b>	<b>76983</b>

# 2024 NATIONAL FOOTBALL LEAGUE

## AFC KICKOFFS (RECEIVING TEAM)

RANK	TEAM	TOTAL KO	ADJ KO	TB	TB%	EZ	EZ%	OB	IN20	AVG START
1	Houston	79	79	58	73.4%	70	88.6%	0	4	30.3
2	Cincinnati	84	83	48	57.8%	59	71.1%	0	3	30.2
3	Las Vegas	91	91	68	74.7%	76	83.5%	2	3	30.2
4	Denver	74	71	57	80.3%	61	85.9%	2	1	30.1
5	New York Jets	87	85	58	68.2%	73	85.9%	0	1	30.1
6	Indianapolis	87	87	65	74.7%	77	88.5%	0	3	29.8
7	Buffalo	73	70	49	70.0%	55	78.6%	1	3	29.7
8	Miami	77	76	53	69.7%	61	80.3%	1	3	29.6
9	Los Angeles Chargers	69	66	45	68.2%	56	84.8%	1	3	29.5
10	New England	89	88	64	72.7%	76	86.4%	0	1	29.2
11	Cleveland	85	85	47	55.3%	53	62.4%	0	4	29.1
12	Pittsburgh	76	74	52	70.3%	57	77.0%	0	2	29.0
13	Jacksonville	89	89	60	67.4%	71	79.8%	0	4	29.0
14	Kansas City	69	67	38	56.7%	47	70.1%	1	6	28.9
15	Baltimore	81	74	45	60.8%	56	75.7%	1	5	28.8
16	Tennessee	94	89	54	60.7%	72	80.9%	2	5	28.5
	<b>TOTALS</b>	<b>1304</b>	<b>1274</b>	<b>861</b>	<b>67.6%</b>	<b>1020</b>	<b>80.1%</b>	<b>11</b>	<b>51</b>	<b>29.5</b>

## AFC KICKOFFS (KICKING TEAM)

RANK	TEAM	TOTAL KO	ADJ KO	TB	TB%	EZ	EZ%	OB	IN20	AVG START
1	Las Vegas	75	71	47	66.2%	53	74.6%	1	3	28.8
2	Houston	84	81	41	50.6%	52	64.2%	3	5	28.8
3	New York Jets	70	68	43	63.2%	51	75.0%	0	5	28.9
4	Cincinnati	92	88	71	80.7%	79	89.8%	0	4	29.1
5	Jacksonville	70	69	58	84.1%	64	92.8%	0	1	29.2
6	New England	64	61	43	70.5%	51	83.6%	1	1	29.4
7	Denver	88	84	64	76.2%	75	89.3%	2	2	29.5
8	Cleveland	61	59	36	61.0%	47	79.7%	0	3	29.5
9	Miami	82	78	62	79.5%	68	87.2%	2	3	29.6
10	Baltimore	99	98	74	75.5%	86	87.8%	0	5	29.6
11	Kansas City	86	85	59	69.4%	71	83.5%	1	3	29.7
12	Los Angeles Chargers	86	84	59	70.2%	72	85.7%	2	1	30.0
13	Pittsburgh	86	86	49	57.0%	61	70.9%	1	2	30.4
14	Buffalo	99	97	73	75.3%	84	86.6%	1	3	30.6
15	Indianapolis	81	79	66	83.5%	75	94.9%	0	0	30.7
16	Tennessee	66	64	39	60.9%	50	78.1%	0	4	31.5
	<b>TOTALS</b>	<b>1289</b>	<b>1252</b>	<b>884</b>	<b>70.6%</b>	<b>1039</b>	<b>83.0%</b>	<b>14</b>	<b>45</b>	<b>29.7</b>

ADJ KO: Adjusted kickoffs are used to compute Avg. Team Drive Start. Adjusted kickoffs do not include inside kicks or kickoffs at the end of a half unless either kickoff is returned for a touchdown. Adjusted kickoffs also do not include non-inside kickoffs that result in the kicking team ultimately retaining possession.

IN20: The number of drives that start inside (not including) the 20-yard line.



# 2024 NATIONAL FOOTBALL LEAGUE

## NFC KICKOFFS (RECEIVING TEAM)

RANK	TEAM	TOTAL KO	ADJ KO	TB	TB%	EZ	EZ%	OB	IN20	AVG START
1	Washington	84	82	43	52.4%	54	65.9%	3	0	31.4
2	Dallas	95	94	60	63.8%	75	79.8%	1	5	31.4
3	New York Giants	87	85	50	58.8%	61	71.8%	1	2	30.6
4	Detroit	71	70	58	82.9%	62	88.6%	1	0	30.6
5	San Francisco	77	75	49	65.3%	59	78.7%	2	2	30.5
6	Chicago	84	81	57	70.4%	68	84.0%	3	0	30.4
7	Arizona	84	82	55	67.1%	67	81.7%	2	2	30.0
8	Green Bay	71	68	51	75.0%	60	88.2%	2	1	29.8
9	Seattle	79	75	42	56.0%	59	78.7%	0	5	29.6
10	Los Angeles Rams	81	77	53	68.8%	59	76.6%	0	2	29.5
11	Minnesota	68	63	48	76.2%	55	87.3%	1	0	29.2
12	Tampa Bay	82	79	52	65.8%	66	83.5%	1	4	29.2
13	Atlanta	87	85	60	70.6%	69	81.2%	0	3	29.0
14	New Orleans	86	84	49	58.3%	64	76.2%	0	2	28.9
15	Philadelphia	71	67	38	56.7%	46	68.7%	0	3	28.9
16	Carolina	104	102	59	57.8%	74	72.5%	2	5	28.8
	<b>TOTALS</b>	<b>1311</b>	<b>1269</b>	<b>824</b>	<b>64.9%</b>	<b>998</b>	<b>78.6%</b>	<b>19</b>	<b>36</b>	<b>29.9</b>

## NFC KICKOFFS (KICKING TEAM)

RANK	TEAM	TOTAL KO	ADJ KO	TB	TB%	EZ	EZ%	OB	IN20	AVG START
1	New Orleans	73	71	18	25.4%	34	47.9%	0	5	28.1
2	Green Bay	89	87	42	48.3%	60	69.0%	1	3	28.8
3	Carolina	69	67	29	43.3%	39	58.2%	4	3	29.3
4	New York Giants	66	65	52	80.0%	59	90.8%	1	3	29.4
5	Dallas	82	77	38	49.4%	47	61.0%	2	3	29.5
6	Chicago	68	65	38	58.5%	52	80.0%	0	1	29.5
7	Tampa Bay	100	98	74	75.5%	83	84.7%	1	1	29.6
8	Detroit	97	95	76	80.0%	86	90.5%	0	0	29.6
9	Seattle	80	79	43	54.4%	56	70.9%	0	3	29.8
10	Atlanta	82	81	55	67.9%	63	77.8%	0	4	29.8
11	Los Angeles Rams	80	78	66	84.6%	75	96.2%	0	1	29.9
12	Minnesota	94	92	78	84.8%	84	91.3%	1	2	29.9
13	Philadelphia	92	92	62	67.4%	75	81.5%	1	5	30.1
14	Washington	97	91	21	23.1%	37	40.7%	1	4	30.1
15	Arizona	79	78	64	82.1%	74	94.9%	1	1	30.1
16	San Francisco	78	75	45	60.0%	55	73.3%	3	3	30.6
	<b>TOTALS</b>	<b>1326</b>	<b>1291</b>	<b>801</b>	<b>62.0%</b>	<b>979</b>	<b>75.8%</b>	<b>16</b>	<b>42</b>	<b>29.6</b>

ADJ KO: Adjusted kickoffs are used to compute Avg. Team Drive Start. Adjusted kickoffs do not include inside kicks or kickoffs at the end of a half unless either kickoff is returned for a touchdown. Adjusted kickoffs also do not include non-inside kickoffs that result in the kicking team ultimately retaining possession.

IN20: The number of drives that start inside (not including) the 20-yard line.

# 2024 NATIONAL FOOTBALL LEAGUE

## NFL KICKOFFS (RECEIVING TEAM)

RANK	TEAM	TOTAL KO	ADJ KO	TB	TB%	EZ	EZ%	OB	IN20	AVG START
1	Washington	84	82	43	52.4%	54	65.9%	3	0	31.4
2	Dallas	95	94	60	63.8%	75	79.8%	1	5	31.4
3	New York Giants	87	85	50	58.8%	61	71.8%	1	2	30.6
4	Detroit	71	70	58	82.9%	62	88.6%	1	0	30.6
5	San Francisco	77	75	49	65.3%	59	78.7%	2	2	30.5
6	Chicago	84	81	57	70.4%	68	84.0%	3	0	30.4
7	Houston	79	79	58	73.4%	70	88.6%	0	4	30.3
8	Cincinnati	84	83	48	57.8%	59	71.1%	0	3	30.2
9	Las Vegas	91	91	68	74.7%	76	83.5%	2	3	30.2
10	Denver	74	71	57	80.3%	61	85.9%	2	1	30.1
11	New York Jets	87	85	58	68.2%	73	85.9%	0	1	30.1
12	Arizona	84	82	55	67.1%	67	81.7%	2	2	30.0
13	Green Bay	71	68	51	75.0%	60	88.2%	2	1	29.8
14	Indianapolis	87	87	65	74.7%	77	88.5%	0	3	29.8
15	Buffalo	73	70	49	70.0%	55	78.6%	1	3	29.7
16	Seattle	79	75	42	56.0%	59	78.7%	0	5	29.6
17	Miami	77	76	53	69.7%	61	80.3%	1	3	29.6
18	Los Angeles Chargers	69	66	45	68.2%	56	84.8%	1	3	29.5
19	Los Angeles Rams	81	77	53	68.8%	59	76.6%	0	2	29.5
20	Minnesota	68	63	48	76.2%	55	87.3%	1	0	29.2
21	New England	89	88	64	72.7%	76	86.4%	0	1	29.2
22	Tampa Bay	82	79	52	65.8%	66	83.5%	1	4	29.2
23	Cleveland	85	85	47	55.3%	53	62.4%	0	4	29.1
24	Pittsburgh	76	74	52	70.3%	57	77.0%	0	2	29.0
25	Atlanta	87	85	60	70.6%	69	81.2%	0	3	29.0
26	Jacksonville	89	89	60	67.4%	71	79.8%	0	4	29.0
27	New Orleans	86	84	49	58.3%	64	76.2%	0	2	28.9
28	Kansas City	69	67	38	56.7%	47	70.1%	1	6	28.9
29	Philadelphia	71	67	38	56.7%	46	68.7%	0	3	28.9
30	Baltimore	81	74	45	60.8%	56	75.7%	1	5	28.8
31	Carolina	104	102	59	57.8%	74	72.5%	2	5	28.8
32	Tennessee	94	89	54	60.7%	72	80.9%	2	5	28.5
	<b>TOTALS</b>	<b>5230</b>	<b>5086</b>	<b>3370</b>	<b>66.3%</b>	<b>4036</b>	<b>79.4%</b>	<b>60</b>	<b>174</b>	<b>29.7</b>

ADJ KO: Adjusted kickoffs are used to compute Avg. Team Drive Start. Adjusted kickoffs do not include inside kicks or kickoffs at the end of a half unless either kickoff is returned for a touchdown. Adjusted kickoffs also do not include non-onside kickoffs that result in the kicking team ultimately retaining possession.

IN20: The number of drives that start inside (not including) the 20-yard line.

# 2024 NATIONAL FOOTBALL LEAGUE

## NFL KICKOFFS (KICKING TEAM)

RANK	TEAM	TOTAL KO	ADJ KO	TB	TB%	EZ	EZ%	OB	IN20	AVG START
1	New Orleans	73	71	18	25.4%	34	47.9%	0	5	28.1
2	Las Vegas	75	71	47	66.2%	53	74.6%	1	3	28.8
3	Green Bay	89	87	42	48.3%	60	69.0%	1	3	28.8
4	Houston	84	81	41	50.6%	52	64.2%	3	5	28.8
5	New York Jets	70	68	43	63.2%	51	75.0%	0	5	28.9
6	Cincinnati	92	88	71	80.7%	79	89.8%	0	4	29.1
7	Jacksonville	70	69	58	84.1%	64	92.8%	0	1	29.2
8	Carolina	69	67	29	43.3%	39	58.2%	4	3	29.3
9	New York Giants	66	65	52	80.0%	59	90.8%	1	3	29.4
10	New England	64	61	43	70.5%	51	83.6%	1	1	29.4
11	Dallas	82	77	38	49.4%	47	61.0%	2	3	29.5
12	Denver	88	84	64	76.2%	75	89.3%	2	2	29.5
13	Cleveland	61	59	36	61.0%	47	79.7%	0	3	29.5
14	Chicago	68	65	38	58.5%	52	80.0%	0	1	29.5
15	Tampa Bay	100	98	74	75.5%	83	84.7%	1	1	29.6
16	Detroit	97	95	76	80.0%	86	90.5%	0	0	29.6
17	Miami	82	78	62	79.5%	68	87.2%	2	3	29.6
18	Baltimore	99	98	74	75.5%	86	87.8%	0	5	29.6
19	Kansas City	86	85	59	69.4%	71	83.5%	1	3	29.7
20	Seattle	80	79	43	54.4%	56	70.9%	0	3	29.8
21	Atlanta	82	81	55	67.9%	63	77.8%	0	4	29.8
22	Los Angeles Rams	80	78	66	84.6%	75	96.2%	0	1	29.9
23	Minnesota	94	92	78	84.8%	84	91.3%	1	2	29.9
24	Los Angeles Chargers	86	84	59	70.2%	72	85.7%	2	1	30.0
25	Philadelphia	92	92	62	67.4%	75	81.5%	1	5	30.1
26	Washington	97	91	21	23.1%	37	40.7%	1	4	30.1
27	Arizona	79	78	64	82.1%	74	94.9%	1	1	30.1
28	Pittsburgh	86	86	49	57.0%	61	70.9%	1	2	30.4
29	San Francisco	78	75	45	60.0%	55	73.3%	3	3	30.6
30	Buffalo	99	97	73	75.3%	84	86.6%	1	3	30.6
31	Indianapolis	81	79	66	83.5%	75	94.9%	0	0	30.7
32	Tennessee	66	64	39	60.9%	50	78.1%	0	4	31.5
	<b>TOTALS</b>	<b>5230</b>	<b>5086</b>	<b>3370</b>	<b>66.3%</b>	<b>4036</b>	<b>79.4%</b>	<b>60</b>	<b>174</b>	<b>29.7</b>

ADJ KO: Adjusted kickoffs are used to compute Avg. Team Drive Start. Adjusted kickoffs do not include inside kicks or kickoffs at the end of a half unless either kickoff is returned for a touchdown. Adjusted kickoffs also do not include non-onside kickoffs that result in the kicking team ultimately retaining possession.

IN20: The number of drives that start inside (not including) the 20-yard line.



# 2024 NATIONAL FOOTBALL LEAGUE

## AFC PLAYER SINGLE-GAME HIGHS

CATEGORY	TOTAL	PLAYER	GAME	DETAILS
Points	18			8 times, 7 in non-overtime games
Passing Yards	497	Jameis Winston	CLE at DEN, Dec. 2	34-58, 497 YDS, 4 TD, 3 INT
Longest Pass	98	Will Levis	TEN vs. MIN, Nov. 17	to Nick Westbrook-Ikhine (TD)
Passing Touchdowns	5			4 times, -1 in non-overtime games
	5			4 times, 3 in non-overtime games
Rushing Yards	218	Jonathan Taylor	IND vs. TEN, Dec. 22	29-218, 3 TD
Rushing Attempts	32	Jonathan Taylor	IND at NYG, Dec. 29	32-125, 2 TD
Longest Rush	87	Derrick Henry	BAL vs. BUF, Sep. 29	(TD)
Receptions	14	Travis Kelce	KC vs. TB, Nov. 4 (OT)	14-100, 0 TD
	14	Ja'Marr Chase	CIN at DAL, Dec. 9	14-177, 2 TD
Receiving Yards	264	Ja'Marr Chase	CIN at BAL, Nov. 7	11-264, 3 TD
Kickoff Return Yards	182	Derius Davis	LAC vs. TB, Dec. 15	7-182, 0 TD
Kickoff Returns	7	Derius Davis	LAC vs. TB, Dec. 15	7-182, 0 TD
Longest Kickoff Return	100	Charlie Jones	CIN at CLE, Oct. 20	(TD)
Punt Return Yards	97	Marvin Mims Jr.	DEN vs. IND, Dec. 15	3-97, 1 FC, 0 TD
Punt Returns	5			10 times in non-overtime games
Longest Punt Return	96	Parker Washington	JAX vs. NE, Oct. 20	(TD)
Interceptions	2			10 times, 9 in non-overtime games
Longest Interception Return	100	Pat Surtain II	DEN vs. LV, Oct. 6	(TD)
Sacks	4.0	Trey Hendrickson	CIN vs. LV, Nov. 3	
Scrimmage Yards	264	Ja'Marr Chase	CIN at BAL, Nov. 7	Rush: 0-0, Rec: 11-264
Longest Punt	84	Corey Bojorquez	CLE at LV, Sep. 29	
Punts	9	Matt Araiza	KC at CLE, Dec. 15	9-399 (44.3)
Field Goals Made	6	Chris Boswell	PIT at ATL, Sep. 8	6-6, 57 long
	6	Chris Boswell	PIT vs. BAL, Nov. 17	6-6, 57 long
Longest Field Goal	63	Joey Slye	NE at SF, Sep. 29	

# 2024 NATIONAL FOOTBALL LEAGUE

## NFC PLAYER SINGLE-GAME HIGHS

CATEGORY	TOTAL	PLAYER	GAME	DETAILS
Points	24	Alvin Kamara	NO at DAL, Sep. 15	4 TD
Passing Yards	509	Kirk Cousins	ATL vs. TB, Oct. 3 (OT)	42-58, 509 YDS, 4 TD, 1 INT
	494	Jared Goff	DET vs. BUF, Dec. 15	38-59, 494 YDS, 5 TD, 0 INT
Longest Pass	97	Sam Darnold	MIN vs. SF, Sep. 15	to Justin Jefferson (TD)
Passing Touchdowns	5			4 times in non-overtime games
Rushing Yards	255	Saquon Barkley	PHI at LAR, Nov. 24	26-255, 2 TD
Rushing Attempts	32	Josh Jacobs	GB vs. IND, Sep. 15	32-151, 0 TD
Longest Rush	76	Isaac Guerendo	SF at SEA, Oct. 10	
Receptions	14	Cooper Kupp	LAR at DET, Sep. 8 (OT)	14-110, 1 TD
	14	Amon-Ra St. Brown	DET vs. BUF, Dec. 15	14-193, 1 TD
Receiving Yards	193	Amon-Ra St. Brown	DET vs. BUF, Dec. 15	14-193, 1 TD
Kickoff Return Yards	208	Deebo Samuel Sr.	SF at BUF, Dec. 1	6-208, 0 TD
Kickoff Returns	8	Raheem Blackshear	CAR at NO, Sep. 8	8-204, 0 TD
Longest Kickoff Return	100	Ihmir Smith-Marsette	NYG vs. IND, Dec. 29	(TD)
Punt Return Yards	190	Kalif Raymond	DET vs. TEN, Oct. 27	5-190, 1 FC, 1 TD
Punt Returns	5			7 times, 6 in non-overtime games
Longest Punt Return	90	Kalif Raymond	DET vs. TEN, Oct. 27	(TD)
Interceptions	2			5 times, 4 in non-overtime games
Longest Interception Return	92	Leonard Williams	SEA at NYJ, Dec. 1	(TD)
Sacks	4.0	Aidan Hutchinson	DET vs. TB, Sep. 15	
Scrimmage Yards	302	Saquon Barkley	PHI at LAR, Nov. 24	Rush: 26-255, Rec: 4-47
Longest Punt	74	Daniel Whelan	GB vs. MIN, Sep. 29	
	74	Tress Way	WAS vs. PIT, Nov. 10	
Punts	11	Matt Haack	NYG vs. PHI, Oct. 20	11-517 (47.0)
Field Goals Made	7	Austin Seibert	WAS vs. NYG, Sep. 15	7-7, 45 long
Longest Field Goal	65	Brandon Aubrey	DAL vs. BAL, Sep. 22	

# 2024 NATIONAL FOOTBALL LEAGUE

## NFL PLAYER SINGLE-GAME HIGHS

CATEGORY	TOTAL	PLAYER	GAME	DETAILS
Points	24	Alvin Kamara	NO at DAL, Sep. 15	4 TD
Passing Yards	509	Kirk Cousins	ATL vs. TB, Oct. 3 (OT)	42-58, 509 YDS, 4 TD, 1 INT
	497	Jameis Winston	CLE at DEN, Dec. 2	34-58, 497 YDS, 4 TD, 3 INT
Longest Pass	98	Will Levis	TEN vs. MIN, Nov. 17	to Nick Westbrook-Ikhine (TD)
Passing Touchdowns	5			8 times, -1 in non-overtime games
	5			8 times, 7 in non-overtime games
Rushing Yards	255	Saquon Barkley	PHI at LAR, Nov. 24	26-255, 2 TD
Rushing Attempts	32	Josh Jacobs	GB vs. IND, Sep. 15	32-151, 0 TD
	32	Jonathan Taylor	IND at NYG, Dec. 29	32-125, 2 TD
Longest Rush	87	Derrick Henry	BAL vs. BUF, Sep. 29	(TD)
Receptions	14			4 times, -1 in non-overtime games
	14			4 times, 2 in non-overtime games
Receiving Yards	264	Ja'Marr Chase	CIN at BAL, Nov. 7	11-264, 3 TD
Kickoff Return Yards	208	Deebo Samuel Sr.	SF at BUF, Dec. 1	6-208, 0 TD
Kickoff Returns	8	Raheem Blackshear	CAR at NO, Sep. 8	8-204, 0 TD
Longest Kickoff Return	100	Charlie Jones	CIN at CLE, Oct. 20	(TD)
	100	Ihmir Smith-Marsette	NYG vs. IND, Dec. 29	(TD)
Punt Return Yards	190	Kalif Raymond	DET vs. TEN, Oct. 27	5-190, 1 FC, 1 TD
Punt Returns	5			17 times, 16 in non-overtime games
Longest Punt Return	96	Parker Washington	JAX vs. NE, Oct. 20	(TD)
Interceptions	2			15 times, 13 in non-overtime games
Longest Interception Return	100	Pat Surtain II	DEN vs. LV, Oct. 6	(TD)
Sacks	4.0	Aidan Hutchinson	DET vs. TB, Sep. 15	
Scrimmage Yards	302	Saquon Barkley	PHI at LAR, Nov. 24	Rush: 26-255, Rec: 4-47
Longest Punt	84	Corey Bojorquez	CLE at LV, Sep. 29	
Punts	11	Matt Haack	NYG vs. PHI, Oct. 20	11-517 (47.0)
Field Goals Made	7	Austin Seibert	WAS vs. NYG, Sep. 15	7-7, 45 long
Longest Field Goal	65	Brandon Aubrey	DAL vs. BAL, Sep. 22	



# 2024 NATIONAL FOOTBALL LEAGUE

## 300-YARD PASSING GAMES

YARDS	PLAYER	GAME	DETAILS
509	Kirk Cousins	ATL vs. TB, Oct. 3 (OT)	42-58, 4 TD, 1 INT
497	Jameis Winston	CLE at DEN, Dec. 2	34-58, 4 TD, 3 INT
494	Jared Goff	DET vs. BUF, Dec. 15	38-59, 5 TD, 0 INT
428	Joe Burrow	CIN at BAL, Nov. 7	34-56, 4 TD, 0 INT
414	Russell Wilson	PIT at CIN, Dec. 1	29-38, 3 TD, 1 INT
412	Jared Goff	DET vs. JAX, Nov. 17	24-29, 4 TD, 0 INT
412	Joe Burrow	CIN vs. DEN, Dec. 28 (OT)	39-49, 3 TD, 0 INT
395	Geno Smith	SEA at DET, Sep. 30	38-56, 1 TD, 1 INT
395	Jameis Winston	CLE at NO, Nov. 17	30-46, 2 TD, 0 INT
392	Joe Burrow	CIN vs. BAL, Oct. 6 (OT)	30-39, 5 TD, 1 INT
389	Jordan Love	GB vs. MIN, Sep. 29	32-54, 4 TD, 3 INT
379	Dak Prescott	DAL vs. BAL, Sep. 22	28-51, 2 TD, 0 INT
377	Sam Darnold	MIN vs. GB, Dec. 29	33-43, 3 TD, 1 INT
371	Trevor Lawrence	JAX vs. IND, Oct. 6	28-34, 2 TD, 1 INT
370	Baker Mayfield	TB vs. BAL, Oct. 21	31-45, 3 TD, 2 INT
369	Joe Burrow	CIN at DAL, Dec. 9	33-44, 3 TD, 1 INT
365	Tua Tagovailoa	MIA at GB, Nov. 28	37-46, 2 TD, 0 INT
363	Caleb Williams	CHI at IND, Sep. 22	33-52, 2 TD, 2 INT
363	Geno Smith	SEA vs. LAR, Nov. 3 (OT)	21-34, 3 TD, 3 INT
362	Josh Allen	BUF at DET, Dec. 15	23-34, 2 TD, 0 INT
359	Joe Flacco	IND at JAX, Oct. 6	33-44, 3 TD, 0 INT
359	Baker Mayfield	TB vs. CAR, Dec. 29	27-32, 5 TD, 0 INT
356	Joe Burrow	CIN at LAC, Nov. 17	28-50, 3 TD, 0 INT
354	Cooper Rush	DAL vs. HOU, Nov. 18	32-55, 1 TD, 1 INT
353	Brock Purdy	SF at TB, Nov. 10	25-36, 2 TD, 0 INT
352	Dak Prescott	DAL at PIT, Oct. 6	29-42, 2 TD, 2 INT
349	Justin Herbert	LAC at ARI, Oct. 21	27-39, 0 TD, 0 INT
348	Lamar Jackson	BAL at CIN, Oct. 6 (OT)	26-42, 4 TD, 0 INT
347	Baker Mayfield	TB vs. PHI, Sep. 29	30-47, 2 TD, 0 INT
347	Sam Darnold	MIN vs. ATL, Dec. 8	22-28, 5 TD, 0 INT
345	C.J. Stroud	HOU vs. JAX, Sep. 29	27-40, 2 TD, 0 INT
344	Kirk Cousins	ATL at MIN, Dec. 8	23-37, 0 TD, 2 INT
342	Josh Allen	BUF at LAR, Dec. 8	22-37, 3 TD, 0 INT
340	Caleb Williams	CHI vs. MIN, Nov. 24 (OT)	32-47, 2 TD, 0 INT
340	Aidan O'Connell	LV at KC, Nov. 29	23-35, 2 TD, 0 INT
339	Aaron Rodgers	NYJ at MIA, Dec. 8 (OT)	27-39, 1 TD, 0 INT
338	Tua Tagovailoa	MIA vs. JAX, Sep. 8	23-37, 1 TD, 0 INT
336	Jared Goff	DET at CHI, Dec. 22	23-32, 3 TD, 0 INT
334	Jameis Winston	CLE vs. BAL, Oct. 27	27-41, 3 TD, 0 INT
334	Caleb Williams	CHI vs. DET, Dec. 22	26-40, 2 TD, 0 INT
331	C.J. Stroud	HOU vs. BUF, Oct. 6	28-38, 1 TD, 1 INT

# 2024 NATIONAL FOOTBALL LEAGUE

## 300-YARD PASSING GAMES

YARDS	PLAYER	GAME	DETAILS
331	Patrick Mahomes	KC vs. NO, Oct. 7	28-39, 0 TD, 1 INT
331	Tua Tagovailoa	MIA vs. NYJ, Dec. 8 (OT)	33-47, 2 TD, 0 INT
330	Baker Mayfield	TB vs. ATL, Oct. 27	37-50, 3 TD, 2 INT
330	Sam Darnold	MIN at CHI, Nov. 24 (OT)	22-34, 2 TD, 0 INT
330	Joe Flacco	IND at NYG, Dec. 29	26-38, 2 TD, 2 INT
327	Geno Smith	SEA at NE, Sep. 15 (OT)	33-44, 1 TD, 0 INT
326	Jayden Daniels	WAS vs. CHI, Oct. 27	21-38, 1 TD, 0 INT
325	Baker Mayfield	TB at NO, Oct. 13	24-36, 4 TD, 3 INT
325	Brock Purdy	SF vs. CHI, Dec. 8	20-25, 2 TD, 0 INT
324	Joe Burrow	CIN vs. WAS, Sep. 23	29-38, 3 TD, 0 INT
323	Lamar Jackson	BAL vs. WAS, Oct. 13	20-26, 1 TD, 1 INT
323	Josh Allen	BUF vs. TEN, Oct. 20	21-33, 2 TD, 0 INT
321	Kyler Murray	ARI at LAR, Dec. 28	33-48, 1 TD, 2 INT
320	Matthew Stafford	LAR vs. BUF, Dec. 8	23-30, 2 TD, 0 INT
320	Patrick Mahomes	KC at PIT, Dec. 25	29-38, 3 TD, 0 INT
319	Brock Purdy	SF at MIN, Sep. 15	28-36, 1 TD, 1 INT
319	Andy Dalton	CAR at LV, Sep. 22	26-37, 3 TD, 0 INT
317	Matthew Stafford	LAR at DET, Sep. 8 (OT)	34-49, 1 TD, 1 INT
317	Tua Tagovailoa	MIA vs. NE, Nov. 24	29-40, 4 TD, 0 INT
315	Jared Goff	DET at DAL, Oct. 13	18-25, 3 TD, 0 INT
314	Geno Smith	SEA vs. MIN, Dec. 22	31-43, 3 TD, 2 INT
313	Brock Purdy	SF at MIA, Dec. 22	26-40, 2 TD, 1 INT
312	Justin Fields	PIT at IND, Sep. 29	22-34, 1 TD, 0 INT
312	Geno Smith	SEA vs. SF, Oct. 10	30-52, 1 TD, 2 INT
311	Jalen Hurts	PHI at NO, Sep. 22	29-38, 0 TD, 1 INT
309	Joe Burrow	CIN vs. PIT, Dec. 1	28-38, 3 TD, 1 INT
309	Drew Lock	NYG vs. IND, Dec. 29	17-23, 4 TD, 0 INT
308	Trevor Lawrence	JAX vs. GB, Oct. 27	21-32, 2 TD, 1 INT
307	Jared Goff	DET vs. TB, Sep. 15	34-55, 0 TD, 2 INT
307	Kyler Murray	ARI at MIA, Oct. 27	26-36, 2 TD, 0 INT
307	Bo Nix	DEN vs. ATL, Nov. 17	28-33, 4 TD, 0 INT
306	Kirk Cousins	ATL at NO, Nov. 10	23-38, 0 TD, 1 INT
306	Patrick Mahomes	KC vs. LV, Nov. 29	26-46, 1 TD, 0 INT
304	Caleb Williams	CHI vs. CAR, Oct. 6	20-29, 2 TD, 0 INT
303	Baker Mayfield	TB at DAL, Dec. 22	31-43, 2 TD, 1 INT

# 2024 NATIONAL FOOTBALL LEAGUE

## 100-YARD RECEIVING GAMES

YARDS	PLAYER	GAME	DETAILS
264	Ja'Marr Chase	CIN at BAL, Nov. 7	11 REC, 3 TD
235	Jerry Jeudy	CLE at DEN, Dec. 2	9 REC, 1 TD
198	Davante Adams	NYJ at JAX, Dec. 15	9 REC, 2 TD
193	Ja'Marr Chase	CIN vs. BAL, Oct. 6 (OT)	10 REC, 2 TD
193	Amon-Ra St. Brown	DET vs. BUF, Dec. 15	14 REC, 1 TD
180	Jaxon Smith-Njigba	SEA vs. LAR, Nov. 3 (OT)	7 REC, 2 TD
177	Ja'Marr Chase	CIN at DAL, Dec. 9	14 REC, 2 TD
175	Jauan Jennings	SF at LAR, Sep. 22	11 REC, 3 TD
171	Malik Nabers	NYG vs. IND, Dec. 29	7 REC, 2 TD
170	Dallas Goedert	PHI at NO, Sep. 22	10 REC, 0 TD
162	Jordan Addison	MIN at CHI, Nov. 24 (OT)	8 REC, 1 TD
162	Puka Nacua	LAR vs. BUF, Dec. 8	12 REC, 1 TD
161	Amon-Ra St. Brown	DET vs. JAX, Nov. 17	11 REC, 2 TD
159	Mike Evans	TB at LAC, Dec. 15	9 REC, 2 TD
154	Drake London	ATL vs. TB, Oct. 3 (OT)	12 REC, 1 TD
151	Nico Collins	HOU vs. JAX, Sep. 29	12 REC, 1 TD
151	George Kittle	SF vs. CHI, Dec. 8	6 REC, 0 TD
150	Christian Watson	GB at CHI, Nov. 17	4 REC, 0 TD
148	Tee Higgins	CIN at LAC, Nov. 17	9 REC, 1 TD
147	Brandon Aiyuk	SF vs. ARI, Oct. 6	8 REC, 0 TD
146	CeeDee Lamb	DAL at SF, Oct. 27	13 REC, 2 TD
144	Jaylen Waddle	MIA vs. NE, Nov. 24	8 REC, 1 TD
144	Justin Jefferson	MIN at SEA, Dec. 22	10 REC, 2 TD
143	Calvin Ridley	TEN at DET, Oct. 27	10 REC, 0 TD
143	Jameson Williams	DET at CHI, Dec. 22	5 REC, 1 TD
142	Jerry Jeudy	CLE at NO, Nov. 17	6 REC, 1 TD
142	Darnell Mooney	ATL at MIN, Dec. 8	6 REC, 0 TD
141	Keenan Allen	CHI vs. DET, Dec. 22	9 REC, 1 TD
140	Brock Bowers	LV at KC, Nov. 29	10 REC, 1 TD
139	Jayden Reed	GB vs. MIN, Sep. 29	7 REC, 1 TD
138	Jayden Reed	GB at PHI, Sep. 6	4 REC, 1 TD
137	Justin Jefferson	MIN vs. IND, Nov. 3	7 REC, 0 TD
135	Nico Collins	HOU vs. CHI, Sep. 15	8 REC, 1 TD
134	Alec Pierce	IND at JAX, Oct. 6	3 REC, 1 TD
133	Justin Jefferson	MIN vs. SF, Sep. 15	4 REC, 1 TD
133	Trey McBride	ARI at SEA, Nov. 24	12 REC, 0 TD
133	Jordan Addison	MIN vs. ATL, Dec. 8	8 REC, 3 TD
132	Zay Flowers	BAL vs. WAS, Oct. 13	9 REC, 0 TD
132	Justin Jefferson	MIN vs. ATL, Dec. 8	7 REC, 2 TD
132	Brian Thomas Jr.	JAX at LV, Dec. 22	9 REC, 1 TD
131	Tee Higgins	CIN vs. DEN, Dec. 28 (OT)	11 REC, 3 TD



# 2024 NATIONAL FOOTBALL LEAGUE

## 100-YARD RECEIVING GAMES

YARDS	PLAYER	GAME	DETAILS
130	Tyreek Hill	MIA vs. JAX, Sep. 8	7 REC, 1 TD
130	Marvin Harrison Jr.	ARI vs. LAR, Sep. 15	4 REC, 2 TD
130	JuJu Smith-Schuster	KC vs. NO, Oct. 7	7 REC, 0 TD
129	DK Metcalf	SEA at NE, Sep. 15 (OT)	10 REC, 1 TD
129	Puka Nacua	LAR vs. ARI, Dec. 28	10 REC, 0 TD
128	George Kittle	SF vs. DAL, Oct. 27	6 REC, 1 TD
127	Malik Nabers	NYG at WAS, Sep. 15	10 REC, 1 TD
127	Zay Flowers	BAL vs. DEN, Nov. 3	5 REC, 2 TD
126	Tank Dell	HOU at NYJ, Oct. 31	6 REC, 0 TD
126	Brock Bowers	LV at MIA, Nov. 17	13 REC, 1 TD
125	Alec Pierce	IND vs. HOU, Sep. 8	3 REC, 1 TD
125	Chris Godwin	TB at NO, Oct. 13	11 REC, 2 TD
125	Keon Coleman	BUF vs. TEN, Oct. 20	4 REC, 0 TD
125	Terry McLaurin	WAS vs. CHI, Oct. 27	5 REC, 0 TD
124	Trey McBride	ARI at MIA, Oct. 27	9 REC, 0 TD
124	Jameson Williams	DET vs. JAX, Nov. 17	4 REC, 1 TD
123	Ladd McConkey	LAC vs. CIN, Nov. 17	6 REC, 0 TD
123	Puka Nacua	LAR at NE, Nov. 17	7 REC, 1 TD
123	Trey McBride	ARI at LAR, Dec. 28	12 REC, 1 TD
122	Diontae Johnson	CAR at LV, Sep. 22	8 REC, 1 TD
122	Darius Slayton	NYG at SEA, Oct. 6	8 REC, 1 TD
122	Brian Thomas Jr.	JAX vs. IND, Oct. 6	5 REC, 1 TD
122	Courtland Sutton	DEN at BAL, Nov. 3	7 REC, 0 TD
122	Alec Pierce	IND at NYG, Dec. 29	6 REC, 1 TD
121	Jameson Williams	DET vs. LAR, Sep. 8 (OT)	5 REC, 1 TD
121	Rashod Bateman	BAL at TB, Oct. 21	4 REC, 1 TD
121	Jakobi Meyers	LV vs. DEN, Nov. 24	10 REC, 0 TD
120	DeVonta Smith	PHI vs. DAL, Dec. 29	6 REC, 2 TD
119	A.J. Brown	PHI vs. GB, Sep. 6	5 REC, 1 TD
119	Amon-Ra St. Brown	DET vs. TB, Sep. 15	11 REC, 0 TD
119	Nico Collins	HOU at JAX, Dec. 1	8 REC, 0 TD
118	Ja'Marr Chase	CIN vs. WAS, Sep. 23	6 REC, 2 TD
118	Quentin Johnston	LAC at CLE, Nov. 3	4 REC, 1 TD
118	Mike Evans	TB at CAR, Dec. 1 (OT)	8 REC, 1 TD
117	Nico Collins	HOU at IND, Sep. 8	6 REC, 0 TD
117	Chris Godwin	TB at DET, Sep. 15	7 REC, 1 TD
117	Jaxon Smith-Njigba	SEA at NE, Sep. 15 (OT)	12 REC, 0 TD
117	Nick Westbrook-Ikhine	TEN vs. MIN, Nov. 17	2 REC, 1 TD
117	Puka Nacua	LAR vs. PHI, Nov. 24	9 REC, 0 TD
117	Ladd McConkey	LAC at ATL, Dec. 1	9 REC, 0 TD
116	A.J. Brown	PHI vs. CLE, Oct. 13	6 REC, 1 TD

# 2024 NATIONAL FOOTBALL LEAGUE

## 100-YARD RECEIVING GAMES

YARDS	PLAYER	GAME	DETAILS
116	CeeDee Lamb	DAL at CAR, Dec. 15	9 REC, 1 TD
115	Malik Nabers	NYG vs. DAL, Sep. 26	12 REC, 0 TD
115	Justin Jefferson	MIN at LAR, Oct. 24	8 REC, 0 TD
115	Zay Flowers	BAL at CLE, Oct. 27	7 REC, 0 TD
115	Tylan Wallace	BAL vs. CIN, Nov. 7	3 REC, 1 TD
115	Tyreek Hill	MIA vs. NYJ, Dec. 8 (OT)	10 REC, 1 TD
114	Allen Lazard	NYJ vs. BUF, Oct. 14	6 REC, 1 TD
114	T.J. Hockenson	MIN at CHI, Nov. 24 (OT)	7 REC, 0 TD
114	Christian Watson	GB at DET, Dec. 5	4 REC, 0 TD
114	Garrett Wilson	NYJ at MIA, Dec. 8 (OT)	7 REC, 0 TD
114	Ty Johnson	BUF at DET, Dec. 15	5 REC, 0 TD
113	George Pickens	PIT at IND, Sep. 29	7 REC, 0 TD
113	Michael Pittman	IND vs. PIT, Sep. 29	6 REC, 0 TD
113	Garrett Wilson	NYJ at NE, Oct. 27	5 REC, 0 TD
113	Jayden Reed	GB vs. DET, Nov. 3	5 REC, 0 TD
113	Terry McLaurin	WAS vs. PIT, Nov. 10	5 REC, 0 TD
113	Jonnu Smith	MIA at GB, Nov. 28	10 REC, 0 TD
112	Rome Odunze	CHI at IND, Sep. 22	6 REC, 1 TD
112	Terry McLaurin	WAS vs. CLE, Oct. 6	4 REC, 0 TD
112	Amon-Ra St. Brown	DET at MIN, Oct. 20	8 REC, 1 TD
111	Isaiah Likely	BAL at KC, Sep. 5	9 REC, 1 TD
111	Zay Flowers	BAL at CIN, Oct. 6 (OT)	7 REC, 0 TD
111	George Pickens	PIT vs. NYJ, Oct. 20	5 REC, 1 TD
111	Marvin Harrison Jr.	ARI at MIA, Oct. 27	6 REC, 1 TD
111	Ladd McConkey	LAC vs. NO, Oct. 27	6 REC, 2 TD
111	Elijah Moore	CLE at DEN, Dec. 2	8 REC, 0 TD
111	Sam LaPorta	DET vs. BUF, Dec. 15	7 REC, 0 TD
110	Cooper Kupp	LAR at DET, Sep. 8 (OT)	14 REC, 1 TD
110	Davante Adams	LV at BAL, Sep. 15	9 REC, 1 TD
110	Deebo Samuel Sr.	SF at MIN, Sep. 15	8 REC, 0 TD
110	Rashee Rice	KC at ATL, Sep. 22	12 REC, 1 TD
110	Jaxon Smith-Njigba	SEA at SF, Nov. 17	10 REC, 0 TD
110	A.J. Brown	PHI vs. PIT, Dec. 15	8 REC, 1 TD
110	Jalen Coker	CAR vs. DAL, Dec. 15	4 REC, 1 TD
110	Adam Thielen	CAR at TB, Dec. 29	5 REC, 2 TD
109	Jaylen Waddle	MIA vs. JAX, Sep. 8	5 REC, 0 TD
109	Hunter Henry	NE vs. SEA, Sep. 15 (OT)	8 REC, 0 TD
109	Josh Downs	IND at HOU, Oct. 27	4 REC, 1 TD
109	A.J. Brown	PHI at DAL, Nov. 10	5 REC, 0 TD
109	Marquez Valdes-Scantling	NO vs. ATL, Nov. 10	3 REC, 2 TD
109	A.J. Brown	PHI at LAR, Nov. 24	6 REC, 1 TD

# 2024 NATIONAL FOOTBALL LEAGUE

## 100-YARD RECEIVING GAMES

YARDS	PLAYER	GAME	DETAILS
109	Davante Adams	NYJ at MIA, Dec. 8 (OT)	9 REC, 1 TD
109	DeVonta Smith	PHI vs. PIT, Dec. 15	11 REC, 1 TD
109	Michael Pittman	IND at NYG, Dec. 29	9 REC, 1 TD
108	Darius Slayton	NYG at PIT, Oct. 28	4 REC, 0 TD
108	Jerry Jeudy	CLE vs. KC, Dec. 15	11 REC, 0 TD
107	Garrett Wilson	NYJ vs. BUF, Oct. 14	8 REC, 1 TD
107	Chris Olave	NO at LAC, Oct. 27	8 REC, 0 TD
107	Khalil Shakir	BUF at SEA, Oct. 27	9 REC, 0 TD
106	Puka Nacua	LAR vs. MIN, Oct. 24	7 REC, 0 TD
106	Cooper Kupp	LAR at NE, Nov. 17	6 REC, 2 TD
106	DJ Moore	CHI vs. MIN, Nov. 24 (OT)	7 REC, 1 TD
106	Khalil Shakir	BUF at LAR, Dec. 8	5 REC, 1 TD
106	George Kittle	SF at MIA, Dec. 22	8 REC, 0 TD
106	Drake London	ATL at WAS, Dec. 29 (OT)	7 REC, 0 TD
105	Darnell Mooney	ATL vs. TB, Oct. 3 (OT)	9 REC, 2 TD
105	DJ Moore	CHI vs. CAR, Oct. 6	5 REC, 2 TD
105	Jakobi Meyers	LV at CIN, Nov. 3	8 REC, 0 TD
105	Marvin Mims Jr.	DEN vs. CLE, Dec. 2	3 REC, 1 TD
105	Brian Thomas Jr.	JAX vs. NYJ, Dec. 15	10 REC, 2 TD
105	CeeDee Lamb	DAL vs. TB, Dec. 22	7 REC, 0 TD
105	Tyreek Hill	MIA at CLE, Dec. 29	9 REC, 0 TD
104	DK Metcalf	SEA vs. MIA, Sep. 22	4 REC, 1 TD
104	DK Metcalf	SEA at DET, Sep. 30	7 REC, 0 TD
104	Cooper Kupp	LAR at SEA, Nov. 3 (OT)	11 REC, 0 TD
104	Rome Odunze	CHI at ARI, Nov. 3	5 REC, 0 TD
103	Rashee Rice	KC vs. BAL, Sep. 5	7 REC, 0 TD
103	Breece Hall	NYJ at PIT, Oct. 20	6 REC, 0 TD
103	Parker Washington	JAX vs. HOU, Dec. 1	6 REC, 1 TD
103	Marvin Mims Jr.	DEN at CIN, Dec. 28 (OT)	8 REC, 2 TD
102	Deebo Samuel Sr.	SF at SEA, Oct. 10	3 REC, 1 TD
102	Evan Engram	JAX at CHI, Oct. 13	10 REC, 0 TD
102	Terry McLaurin	WAS vs. DAL, Nov. 24	5 REC, 1 TD
102	Courtland Sutton	DEN vs. CLE, Dec. 2	6 REC, 0 TD
102	Adam Thielen	CAR at PHI, Dec. 8	9 REC, 0 TD
102	Ja'Marr Chase	CIN vs. DEN, Dec. 28 (OT)	9 REC, 0 TD
101	Garrett Wilson	NYJ at MIN, Oct. 6	13 REC, 1 TD
101	Jonnu Smith	MIA vs. LV, Nov. 17	6 REC, 2 TD
100	Terry McLaurin	WAS at CIN, Sep. 23	4 REC, 1 TD
100	Cade Otton	TB vs. BAL, Oct. 21	8 REC, 0 TD
100	Courtland Sutton	DEN vs. CAR, Oct. 27	8 REC, 0 TD
100	Mike Gesicki	CIN vs. LV, Nov. 3	5 REC, 2 TD



# 2024 NATIONAL FOOTBALL LEAGUE

---

## 100-YARD RECEIVING GAMES

YARDS	PLAYER	GAME	DETAILS
100	Travis Kelce	KC vs. TB, Nov. 4 (OT)	14 REC, 0 TD
100	Zay Flowers	BAL vs. PIT, Dec. 21	5 REC, 0 TD

# 2024 NATIONAL FOOTBALL LEAGUE

## 100-YARD RUSHING GAMES

YARDS	PLAYER	GAME	DETAILS
255	Saquon Barkley	PHI at LAR, Nov. 24	26 ATT, 2 TD
218	Jonathan Taylor	IND vs. TEN, Dec. 22	29 ATT, 3 TD
199	Derrick Henry	BAL vs. BUF, Sep. 29	24 ATT, 1 TD
176	Saquon Barkley	PHI at NYG, Oct. 20	17 ATT, 1 TD
169	Derrick Henry	BAL at TB, Oct. 21	15 ATT, 0 TD
167	Saquon Barkley	PHI vs. DAL, Dec. 29	31 ATT, 0 TD
162	Derrick Henry	BAL vs. PIT, Dec. 21	24 ATT, 0 TD
159	Joe Mixon	HOU at IND, Sep. 8	30 ATT, 1 TD
159	Saquon Barkley	PHI vs. JAX, Nov. 3	27 ATT, 1 TD
155	Alvin Kamara	NO at CAR, Nov. 3	29 ATT, 0 TD
153	Chuba Hubbard	CAR vs. NYG, Nov. 10 (OT)	28 ATT, 1 TD
152	Bucky Irving	TB at CAR, Dec. 1 (OT)	25 ATT, 1 TD
152	Chuba Hubbard	CAR vs. ARI, Dec. 22 (OT)	25 ATT, 2 TD
151	Josh Jacobs	GB vs. IND, Sep. 15	32 ATT, 0 TD
151	Derrick Henry	BAL at DAL, Sep. 22	25 ATT, 2 TD
150	Saquon Barkley	PHI at WAS, Dec. 22	29 ATT, 2 TD
149	Rico Dowdle	DAL at CAR, Dec. 15	25 ATT, 0 TD
147	Jordan Mason	SF vs. NYJ, Sep. 9	28 ATT, 1 TD
147	Saquon Barkley	PHI at NO, Sep. 22	17 ATT, 2 TD
147	Derrick Henry	BAL at HOU, Dec. 25	27 ATT, 1 TD
146	Saquon Barkley	PHI vs. WAS, Nov. 14	26 ATT, 2 TD
145	Tyrone Tracy Jr.	NYG at PIT, Oct. 28	20 ATT, 1 TD
140	Derrick Henry	BAL at LAC, Nov. 25	24 ATT, 0 TD
138	Taysom Hill	NO vs. CLE, Nov. 17	7 ATT, 3 TD
136	Sean Tucker	TB at NO, Oct. 13	14 ATT, 1 TD
135	J.K. Dobbins	LAC vs. LV, Sep. 8	10 ATT, 1 TD
134	Zach Charbonnet	SEA at ARI, Dec. 8	22 ATT, 2 TD
133	Brian Robinson	WAS vs. NYG, Sep. 15	17 ATT, 0 TD
132	Derrick Henry	BAL vs. WAS, Oct. 13	24 ATT, 2 TD
131	J.K. Dobbins	LAC at CAR, Sep. 15	17 ATT, 1 TD
131	Rico Dowdle	DAL vs. CIN, Dec. 9	18 ATT, 0 TD
129	Tyrone Tracy Jr.	NYG at SEA, Oct. 6	18 ATT, 0 TD
129	D'Andre Swift	CHI at WAS, Oct. 27	18 ATT, 1 TD
128	Tony Pollard	TEN vs. NE, Nov. 3 (OT)	28 ATT, 0 TD
127	Jahmyr Gibbs	DET vs. TEN, Oct. 27	11 ATT, 1 TD
127	Josh Jacobs	GB at JAX, Oct. 27	25 ATT, 2 TD
127	Jayden Daniels	WAS vs. ATL, Dec. 29 (OT)	16 ATT, 0 TD
125	Bijan Robinson	ATL at LV, Dec. 16	22 ATT, 0 TD
125	Jonathan Taylor	IND at NYG, Dec. 29	32 ATT, 2 TD
124	Saquon Barkley	PHI vs. CAR, Dec. 8	20 ATT, 0 TD
123	Jordan Mason	SF vs. NE, Sep. 29	24 ATT, 1 TD

# 2024 NATIONAL FOOTBALL LEAGUE

## 100-YARD RUSHING GAMES

YARDS	PLAYER	GAME	DETAILS
122	Lamar Jackson	BAL at KC, Sep. 5	16 ATT, 0 TD
122	James Conner	ARI vs. LAR, Sep. 15	21 ATT, 1 TD
122	Kyren Williams	LAR at NYJ, Dec. 22	23 ATT, 1 TD
120	Rhamondre Stevenson	NE at CIN, Sep. 8	25 ATT, 1 TD
120	Chase Brown	CIN vs. LV, Nov. 3	27 ATT, 0 TD
120	De'Von Achane	MIA vs. SF, Dec. 22	17 ATT, 1 TD
119	Tony Pollard	TEN at HOU, Nov. 24	24 ATT, 1 TD
118	Tank Bigsby	JAX vs. NE, Oct. 20	26 ATT, 2 TD
117	Bucky Irving	TB at LAC, Dec. 15	15 ATT, 0 TD
117	James Conner	ARI at CAR, Dec. 22 (OT)	15 ATT, 1 TD
116	Jahmyr Gibbs	DET at MIN, Oct. 20	15 ATT, 2 TD
116	Bijan Robinson	ATL at NO, Nov. 10	20 ATT, 2 TD
115	Alvin Kamara	NO at DAL, Sep. 15	20 ATT, 3 TD
115	Joe Mixon	HOU at GB, Oct. 20	25 ATT, 2 TD
115	Ameer Abdullah	LV at NO, Dec. 29	20 ATT, 0 TD
114	Chuba Hubbard	CAR at LV, Sep. 22	21 ATT, 0 TD
114	Najee Harris	PIT vs. NYG, Oct. 28	19 ATT, 0 TD
114	Jonathan Taylor	IND vs. BUF, Nov. 10	21 ATT, 0 TD
113	Breece Hall	NYJ vs. BUF, Oct. 14	18 ATT, 0 TD
113	Bucky Irving	TB vs. CAR, Dec. 29	20 ATT, 0 TD
112	Rico Dowdle	DAL vs. NYG, Nov. 28	22 ATT, 1 TD
112	Alvin Kamara	NO vs. LAR, Dec. 1	23 ATT, 0 TD
111	James Cook	BUF at SEA, Oct. 27	17 ATT, 2 TD
110	Jonathan Taylor	IND vs. CHI, Sep. 22	23 ATT, 2 TD
110	James Conner	ARI vs. NE, Dec. 15	16 ATT, 2 TD
109	Saquon Barkley	PHI vs. GB, Sep. 6	24 ATT, 2 TD
109	Joe Mixon	HOU at DAL, Nov. 18	20 ATT, 3 TD
109	Jahmyr Gibbs	DET at CHI, Dec. 22	23 ATT, 1 TD
108	Saquon Barkley	PHI at CIN, Oct. 27	22 ATT, 0 TD
108	Kyren Williams	LAR at SF, Dec. 12	29 ATT, 0 TD
107	James Conner	ARI vs. CHI, Nov. 3	18 ATT, 0 TD
107	Saquon Barkley	PHI at BAL, Dec. 1	23 ATT, 1 TD
107	James Cook	BUF vs. SF, Dec. 1	14 ATT, 1 TD
107	Jonathan Taylor	IND at DEN, Dec. 15	22 ATT, 0 TD
106	Najee Harris	PIT at LV, Oct. 13	14 ATT, 1 TD
106	Joe Mixon	HOU at NYJ, Oct. 31	24 ATT, 1 TD
106	Derrick Henry	BAL vs. DEN, Nov. 3	23 ATT, 2 TD
106	Kareem Hunt	KC vs. TB, Nov. 4 (OT)	27 ATT, 1 TD
106	Josh Jacobs	GB vs. SF, Nov. 24	26 ATT, 3 TD
106	Aaron Jones	MIN at CHI, Nov. 24 (OT)	22 ATT, 1 TD
105	David Montgomery	DET at ARI, Sep. 22	23 ATT, 1 TD



# 2024 NATIONAL FOOTBALL LEAGUE

---

## 100-YARD RUSHING GAMES

YARDS	PLAYER	GAME	DETAILS
105	Tyler Allgeier	ATL at CAR, Oct. 13	18 ATT, 1 TD
105	Jonathan Taylor	IND at HOU, Oct. 27	20 ATT, 1 TD
105	James Cook	BUF at DET, Dec. 15	14 ATT, 2 TD
104	James Conner	ARI vs. WAS, Sep. 29	18 ATT, 1 TD
104	Chuba Hubbard	CAR vs. CIN, Sep. 29	18 ATT, 1 TD
104	Kyren Williams	LAR at NO, Dec. 1	15 ATT, 1 TD
104	Rico Dowdle	DAL at PHI, Dec. 29	23 ATT, 0 TD
103	Kenneth Walker III	SEA vs. DEN, Sep. 8	20 ATT, 1 TD
103	Jonathan Taylor	IND at GB, Sep. 15	12 ATT, 0 TD
103	Bijan Robinson	ATL vs. SEA, Oct. 20	21 ATT, 1 TD
103	Tyrone Tracy Jr.	NYG at CAR, Nov. 10 (OT)	18 ATT, 1 TD
103	Brian Robinson	WAS vs. TEN, Dec. 1	16 ATT, 1 TD
102	Aaron Jones	MIN vs. HOU, Sep. 22	19 ATT, 0 TD
102	Kyren Williams	LAR vs. GB, Oct. 6	22 ATT, 1 TD
102	Kareem Hunt	KC vs. NO, Oct. 7	27 ATT, 1 TD
102	Joe Mixon	HOU at NE, Oct. 13	13 ATT, 1 TD
102	Najee Harris	PIT vs. NYJ, Oct. 20	21 ATT, 1 TD
102	Joe Mixon	HOU vs. IND, Oct. 27	25 ATT, 1 TD
102	Bijan Robinson	ATL vs. LAC, Dec. 1	26 ATT, 1 TD
102	Tony Pollard	TEN vs. JAX, Dec. 8	21 ATT, 0 TD
101	Brian Robinson	WAS at ARI, Sep. 29	21 ATT, 1 TD
101	Tank Bigsby	JAX vs. IND, Oct. 6	13 ATT, 2 TD
101	James Conner	ARI vs. LAC, Oct. 21	19 ATT, 0 TD
101	Joe Mixon	HOU at JAX, Dec. 1	20 ATT, 1 TD
100	Jordan Mason	SF at MIN, Sep. 15	20 ATT, 1 TD
100	James Cook	BUF vs. NE, Dec. 22	11 ATT, 1 TD

# 2024 NATIONAL FOOTBALL LEAGUE

## AFC LEADING PASSERS

RANK	PLAYER	TEAM	ATT	COMP	COMP%	YDS	YPA	TD	TD%	LONG	INT	INT%	RATING
1	L. Jackson	BAL	442	300	67.9%	3955	8.95	39	8.8%	84t	4	0.9%	121.6
2	Burrow	CIN	606	423	69.8%	4641	7.66	42	6.9%	70t	8	1.3%	109.8
3	Allen	BUF	483	307	63.6%	3731	7.72	28	5.8%	64	6	1.2%	101.4
4	Tagovailoa	MIA	399	291	72.9%	2867	7.19	19	4.8%	80t	7	1.8%	101.4
5	Herbert	LAC	468	304	65.0%	3524	7.53	21	4.5%	66t	3	0.6%	99.9
6	Ru. Wilson	PIT	305	197	64.6%	2334	7.65	15	4.9%	46	5	1.6%	97.4
7	Mahomes	KC	581	392	67.5%	3928	6.76	26	4.5%	54t	11	1.9%	93.5
8	*Nix	DEN	538	350	65.1%	3454	6.42	25	4.6%	93t	12	2.2%	89.2
9	Rodgers	NYJ	548	345	63.0%	3623	6.61	24	4.4%	71t	10	1.8%	89.1
10	*Maye	NE	337	225	66.8%	2276	6.75	15	4.5%	40t	10	3.0%	88.3
11	Stroud	HOU	526	330	62.7%	3677	6.99	19	3.6%	67t	12	2.3%	86.0
12	Minschew	LV	306	203	66.3%	2013	6.58	9	2.9%	57t	10	3.3%	81.0
13	Winston	CLE	296	181	61.1%	2121	7.17	13	4.4%	89t	12	4.1%	80.6

# 2024 NATIONAL FOOTBALL LEAGUE

---

## AFC LEADING PASSERS, RANKS

PLAYER	TEAM	ATT	COMP	COMP%	YDS	YPA	TD	TD%	INT	INT%	RATING
L. Jackson	BAL	8	8	3	2	1	2	1	2	2	1
Burrow	CIN	1	1	2	1	3	1	2	6	4	2
Allen	BUF	6	6	10	4	2	3	3	4	3	3
Tagovailoa	MIA	9	9	1	9	6	8t	5	5	6	4
Herbert	LAC	7	7	8	7	5	7	7	1	1	5
Ru. Wilson	PIT	12	12	9	10	4	10t	4	3	5	6
Mahomes	KC	2	2	4	3	9	4	8	10	8	7
*Nix	DEN	4	3	7	8	13	5	6	11t	9	8
Rodgers	NYJ	3	4	11	6	11	6	11	7t	7	9
*Maye	NE	10	10	5	11	10	10t	9	7t	11	10
Stroud	HOU	5	5	12	5	8	8t	12	11t	10	11
Minshew	LV	11	11	6	14	12	16t	13	7t	12	12
Winston	CLE	13	13t	13	12	7	12	10	11t	13	13



# 2024 NATIONAL FOOTBALL LEAGUE

## AFC FOURTH-QUARTER PASSING LEADERS

RANK	PLAYER	TEAM	ATT	COMP	COMP%	YDS	YPA	TD	TD%	INT	INT%	RATING
1	L. Jackson	BAL	116	74	63.8%	996	8.59	11	9.5%	2	1.7%	115.4
2	Flacco	IND	60	39	65.0%	559	9.32	7	11.7%	3	5.0%	113.1
3	Fields	PIT	40	23	57.5%	302	7.55	3	7.5%	0	0.0%	106.5
4	Burrow	CIN	152	100	65.8%	1313	8.64	12	7.9%	5	3.3%	105.5
5	Mahomes	KC	116	78	67.2%	791	6.82	6	5.2%	1	0.9%	100.2
6	*Nix	DEN	134	92	68.7%	960	7.16	9	6.7%	4	3.0%	99.1
7	Allen	BUF	94	55	58.5%	679	7.22	5	5.3%	0	0.0%	98.7
8	Tagovailoa	MIA	95	69	72.6%	633	6.66	4	4.2%	2	2.1%	95.6
9	*Maye	NE	113	70	61.9%	764	6.76	7	6.2%	3	2.7%	91.5
10	O'Connell	LV	78	51	65.4%	511	6.55	4	5.1%	2	2.6%	90.3
11	Rodgers	NYJ	159	103	64.8%	1063	6.69	5	3.1%	2	1.3%	89.2
12	Ru. Wilson	PIT	70	42	60.0%	499	7.13	4	5.7%	2	2.9%	88.9
13	Herbert	LAC	96	52	54.2%	628	6.54	4	4.2%	0	0.0%	88.4
14	M. Jones	JAX	78	53	67.9%	527	6.76	4	5.1%	3	3.8%	87.9
15	Rudolph	TEN	67	45	67.2%	452	6.75	4	6.0%	3	4.5%	87.4
16	D. Watson	CLE	58	39	67.2%	335	5.78	2	3.4%	1	1.7%	86.5
17	Minschew	LV	102	69	67.6%	679	6.66	4	3.9%	4	3.9%	82.9
18	Stroud	HOU	113	67	59.3%	696	6.16	3	2.7%	2	1.8%	78.6
19	Ridder	ARI-LV	64	41	64.1%	384	6.00	2	3.1%	2	3.1%	77.9
20	Lawrence	JAX	83	46	55.4%	515	6.20	3	3.6%	2	2.4%	76.1
21	Winston	CLE	103	64	62.1%	701	6.81	5	4.9%	6	5.8%	74.1
22	Brissett	NE	52	29	55.8%	306	5.88	0	0.0%	0	0.0%	73.1
23	Richardson	IND	95	47	49.5%	664	6.99	4	4.2%	4	4.2%	68.9
24	Levis	TEN	86	43	50.0%	400	4.65	3	3.5%	5	5.8%	50.5
25	Thompson-Robinson	CLE	59	31	52.5%	212	3.59	0	0.0%	4	6.8%	32.6

# 2024 NATIONAL FOOTBALL LEAGUE

## AFC THIRD-DOWN PASSING LEADERS

RANK	PLAYER	TEAM	ATT	COMP	COMP%	YDS	YPA	TD	TD%	INT	INT%	RATING
1	L. Jackson	BAL	110	69	62.7%	912	8.29	11	10.0%	0	0.0%	122.2
2	Burrow	CIN	143	92	64.3%	1089	7.62	13	9.1%	2	1.4%	111.9
3	Mahomes	KC	143	93	65.0%	1076	7.52	11	7.7%	1	0.7%	110.4
4	Herbert	LAC	123	72	58.5%	824	6.70	8	6.5%	0	0.0%	100.5
5	Allen	BUF	125	67	53.6%	943	7.54	10	8.0%	2	1.6%	98.2
6	Ru. Wilson	PIT	92	56	60.9%	796	8.65	6	6.5%	3	3.3%	97.0
7	Winston	CLE	80	49	61.3%	583	7.29	4	5.0%	1	1.3%	94.9
8	*Maye	NE	82	48	58.5%	530	6.46	6	7.3%	3	3.7%	86.9
9	Tagovailoa	MIA	100	65	65.0%	703	7.03	4	4.0%	3	3.0%	86.4
10	*Nix	DEN	159	97	61.0%	1094	6.88	8	5.0%	5	3.1%	85.3
11	Stroud	HOU	151	88	58.3%	1069	7.08	6	4.0%	4	2.6%	82.4
12	Rodgers	NYJ	144	83	57.6%	1085	7.53	7	4.9%	6	4.2%	80.4
13	Minschew	LV	80	46	57.5%	428	5.35	3	3.8%	5	6.3%	58.8

# 2024 NATIONAL FOOTBALL LEAGUE

## AFC LEADING RUSHERS

RANK	PLAYER	TEAM	ATT	YDS	AVG	LONG	TD
1	Henry	BAL	305	1783	5.8	87t	14
2	Taylor	IND	269	1254	4.7	70t	10
3	Pollard	TEN	238	1017	4.3	41	5
4	Harris	PIT	251	1007	4.0	36t	5
5	Mixon	HOU	240	993	4.1	59	11
6	C. Brown	CIN	229	990	4.3	40	7
7	Cook	BUF	197	981	5.0	65t	15
8	L. Jackson (QB)	BAL	130	852	6.6	48t	4
9	Dobbins	LAC	177	842	4.8	61	9
10	Hall	NYJ	197	819	4.2	42	5
11	Stevenson	NE	207	801	3.9	33t	7
12	Achane	MIA	192	786	4.1	50t	5
13	Hunt	KC	200	728	3.6	20	7
14	Bigsby	JAX	154	727	4.7	65t	6
15	J. Ford	CLE	104	565	5.4	66	3
16	Allen (QB)	BUF	102	531	5.2	30	12
17	Etienne	JAX	137	527	3.8	22	2
18	Richardson (QB)	IND	86	499	5.8	29	6
19	Gibson	NE	108	497	4.6	45	1
20	Warren	PIT	114	490	4.3	22	1
21	Williams	DEN	134	485	3.6	20	4
22	McLaughlin	DEN	97	457	4.7	21	1
23	*Maye (QB)	NE	54	421	7.8	41	2
24	Mattison	LV	126	400	3.2	24	4
25	*Nix (QB)	DEN	85	383	4.5	32	4
26	*Davis	BUF	98	378	3.9	22	3
27	Edwards	LAC	101	365	3.6	43	4
28	Chubb	CLE	102	332	3.3	19	3
29	*Allen	NYJ	88	319	3.6	20t	2
30	Spears	TEN	84	312	3.7	23	4
31	Abdullah	LV	66	311	4.7	40	2
32	Pacheco	KC	83	310	3.7	34	1
33	Mahomes (QB)	KC	58	307	5.3	33	2
34	Fields (QB)	PIT	62	289	4.7	30	5
35	Mostert	MIA	85	278	3.3	21	2
36	*Estime	DEN	64	276	4.3	21	1
37	Herbert (QB)	LAC	65	264	4.1	38	2
38	*Wright	MIA	62	253	4.1	20	0
39	Moss	CIN	74	242	3.3	16	2
40	Stroud (QB)	HOU	52	233	4.5	25	0
41	Hill	BAL	47	228	4.9	51t	1
42	Foreman	CLE	61	205	3.4	25	0
43	Burrow (QB)	CIN	41	202	4.9	47t	2
44	Ty Johnson	BUF	39	200	5.1	19	1
45t	McCormick	LV	39	183	4.7	29	0
45t	White	LV	65	183	2.8	17	1
47	Levis (QB)	TEN	41	175	4.3	21	0
48	Sermon	IND	56	159	2.8	17	2
49	*Steele	KC	48	158	3.3	9	0
50	*Vidal	LAC	43	155	3.6	19	0



# 2024 NATIONAL FOOTBALL LEAGUE

---

## AFC THIRD-AND-ONE RUSHING LEADERS

RANK	PLAYER	TEAM	ATT	FD	PCT
1t	*Allen	NYJ	9	9	100.0%
1t	Herbert (QB)	LAC	8	8	100.0%
1t	C. Brown	CIN	6	6	100.0%
1t	M. Jones (QB)	JAX	5	5	100.0%
1t	Burrow (QB)	CIN	4	4	100.0%
6	Allen (QB)	BUF	11	10	90.9%
7t	Levis (QB)	TEN	8	7	87.5%
7t	Mixon	HOU	8	7	87.5%
9	Dobbins	LAC	7	6	85.7%
10t	*Nix (QB)	DEN	10	8	80.0%
10t	L. Jackson (QB)	BAL	5	4	80.0%
10t	Rudolph (QB)	TEN	5	4	80.0%
13	Henry	BAL	13	10	76.9%
14	Hunt	KC	11	8	72.7%
15	Taylor	IND	16	11	68.8%
16t	Achane	MIA	6	4	66.7%
16t	Pacheco	KC	6	4	66.7%
16t	*Steele	KC	6	4	66.7%
19	Bigsby	JAX	8	5	62.5%
20t	Hall	NYJ	7	4	57.1%
20t	Haskins	LAC	7	4	57.1%

# 2024 NATIONAL FOOTBALL LEAGUE

## AFC LEADERS IN RECEPTIONS

RANK	PLAYER	TEAM	REC	YDS	AVG	LONG	TD
1	Chase	CIN	117	1612	13.8	70t	16
2	*Bowers (TE)	LV	108	1144	10.6	57t	4
3t	Wilson	NYJ	97	1053	10.9	42	7
3t	Kelce (TE)	KC	97	823	8.5	38	3
5	Jeady	CLE	84	1166	13.9	89t	4
6	*B. Thomas	JAX	80	1179	14.7	85t	10
7t	D. Adams	LV-NYJ	79	975	12.3	71t	7
7t	T. Hill	MIA	79	939	11.9	80t	6
7t	J. Smith (TE)	MIA	79	828	10.5	57t	7
10t	Meyers	LV	78	904	11.6	43	3
10t	Achane (RB)	MIA	78	592	7.6	39	6
12	*McConkey	LAC	77	1054	13.7	60t	7
13t	Sutton	DEN	76	983	12.9	37	7
13t	Shakir	BUF	76	821	10.8	52	4
15	Flowers	BAL	73	1047	14.3	53t	4
16	Higgins	CIN	69	858	12.4	42t	10
17	Henry (TE)	NE	66	674	10.2	35	2
18	Njoku (TE)	CLE	64	505	7.9	29	5
19t	Collins	HOU	63	968	15.4	67t	6
19t	Pittman	IND	63	736	11.7	33	3
19t	Douglas	NE	63	587	9.3	36t	3
22	Downs	IND	62	709	11.4	69t	5
23	Ridley	TEN	61	941	15.4	63	4
24	*Worthy	KC	59	638	10.8	54t	6
25t	Pickens	PIT	58	900	15.5	44	3
25t	Moore	CLE	58	502	8.7	44	1
27t	Gesicki (TE)	CIN	57	597	10.5	47t	2
27t	Freiermuth (TE)	PIT	57	568	10.0	30	6
29	Hopkins	TEN-KC	56	610	10.9	35	5
30t	Waddle	MIA	54	700	13.0	63	2
30t	Hall (RB)	NYJ	54	468	8.7	57	2
30t	C. Brown (RB)	CIN	54	360	6.7	34	4
33	Okonkwo (TE)	TEN	52	479	9.2	70t	2
34t	Dell	HOU	51	667	13.1	50	3
34t	Andrews (TE)	BAL	51	619	12.1	67	10
36	Schultz (TE)	HOU	50	503	10.1	32	2
37t	Conklin (TE)	NYJ	49	433	8.8	27	3
37t	Williams (RB)	DEN	49	296	6.0	34	0
39t	Diggs	HOU	47	496	10.6	49	3
39t	Engram (TE)	JAX	47	365	7.8	24	1
41	Dissly (TE)	LAC	45	439	9.8	29t	1
42t	Cooper	CLE-BUF	44	547	12.4	30t	4
42t	Tucker	LV	44	515	11.7	58t	3
42t	Kincaid (TE)	BUF	44	448	10.2	29	2
45t	Johnston	LAC	42	525	12.5	66t	8
45t	Hill (RB)	BAL	42	383	9.1	27t	3
47t	Hooper (TE)	NE	41	449	11.0	38t	3
47t	Pollard (RB)	TEN	41	238	5.8	30	0
49t	Bateman	BAL	40	680	17.0	59	8
49t	Abdullah (RB)	LV	40	261	6.5	24	3

# 2024 NATIONAL FOOTBALL LEAGUE

## AFC RECEIVING YARDAGE LEADERS

RANK	PLAYER	TEAM	YDS	REC	AVG	LONG	TD
1	Chase	CIN	1612	117	13.8	70t	16
2	*B. Thomas	JAX	1179	80	14.7	85t	10
3	Jeudy	CLE	1166	84	13.9	89t	4
4	*Bowers (TE)	LV	1144	108	10.6	57t	4
5	*McConkey	LAC	1054	77	13.7	60t	7
6	Wilson	NYJ	1053	97	10.9	42	7
7	Flowers	BAL	1047	73	14.3	53t	4
8	Sutton	DEN	983	76	12.9	37	7
9	D. Adams	LV-NYJ	975	79	12.3	71t	7
10	Collins	HOU	968	63	15.4	67t	6
11	Ridley	TEN	941	61	15.4	63	4
12	T. Hill	MIA	939	79	11.9	80t	6
13	Meyers	LV	904	78	11.6	43	3
14	Pickens	PIT	900	58	15.5	44	3
15	Higgins	CIN	858	69	12.4	42t	10
16	J. Smith (TE)	MIA	828	79	10.5	57t	7
17	Kelce (TE)	KC	823	97	8.5	38	3
18	Shakir	BUF	821	76	10.8	52	4
19	Pierce	IND	767	35	21.9	65t	6
20	Pittman	IND	736	63	11.7	33	3
21	Downs	IND	709	62	11.4	69t	5
22	Waddle	MIA	700	54	13.0	63	2
23	Bateman	BAL	680	40	17.0	59	8
24	Henry (TE)	NE	674	66	10.2	35	2
25	Dell	HOU	667	51	13.1	50	3
26	*Worthy	KC	638	59	10.8	54t	6
27	Andrews (TE)	BAL	619	51	12.1	67	10
28	Hopkins	TEN-KC	610	56	10.9	35	5
29	Gesicki (TE)	CIN	597	57	10.5	47t	2
30	Achane (RB)	MIA	592	78	7.6	39	6
31	Douglas	NE	587	63	9.3	36t	3
32	Palmer	LAC	584	39	15.0	45	1
33	Freiermuth (TE)	PIT	568	57	10.0	30	6
34	Austin	PIT	548	36	15.2	55t	4
35	Cooper	CLE-BUF	547	44	12.4	30t	4
36t	*Coleman	BUF	525	27	19.4	64	4
36t	Johnston	LAC	525	42	12.5	66t	8
38	Tucker	LV	515	44	11.7	58t	3
39	Njoku (TE)	CLE	505	64	7.9	29	5
40	Schultz (TE)	HOU	503	50	10.1	32	2
41	Moore	CLE	502	58	8.7	44	1
42	Diggs	HOU	496	47	10.6	49	3
43	Okonkwo (TE)	TEN	479	52	9.2	70t	2
44	Boutte	NE	472	36	13.1	40t	2
45	Hall (RB)	NYJ	468	54	8.7	57	2
46	Iosivas	CIN	467	34	13.7	39	6
47	Lazard	NYJ	459	34	13.5	52t	5
48	Mims	DEN	452	34	13.3	93t	4
49	Hooper (TE)	NE	449	41	11.0	38t	3
50	Kincaid (TE)	BUF	448	44	10.2	29	2



# 2024 NATIONAL FOOTBALL LEAGUE

## AFC THIRD-DOWN RECEIVING LEADERS

RANK	PLAYER	TEAM	REC	YDS	AVG	LONG	TD
1	Sutton	DEN	28	443	15.8	33	3
2t	Wilson	NYJ	25	280	11.2	26t	3
2t	Kelce (TE)	KC	25	254	10.2	38	1
4t	Pickens	PIT	23	303	13.2	37	0
4t	*Bowers (TE)	LV	23	269	11.7	29	1
6	Shakir	BUF	22	348	15.8	52	2
7t	Henry (TE)	NE	21	242	11.5	32	1
7t	*McConkey	LAC	21	235	11.2	19	2
9t	Higgins	CIN	20	312	15.6	38t	4
9t	Meyers	LV	20	265	13.3	43	0
9t	Chase	CIN	20	249	12.5	63t	2
12t	Collins	HOU	19	281	14.8	34	3
12t	Moore	CLE	19	198	10.4	44	0
14t	Downs	IND	18	243	13.5	31	2
14t	Dell	HOU	18	216	12.0	31	0
14t	T. Hill	MIA	18	211	11.7	30	2
17t	Jeady	CLE	17	240	14.1	35t	1
17t	J. Smith (TE)	MIA	17	176	10.4	33	2
19t	D. Adams	LV-NYJ	16	286	17.9	43	1
19t	Johnston	LAC	16	228	14.3	66t	5
19t	Gesicki (TE)	CIN	16	199	12.4	47t	1
19t	Freiermuth (TE)	PIT	16	181	11.3	22	3
19t	Douglas	NE	16	168	10.5	35t	1
24t	*B. Thomas	JAX	15	280	18.7	62t	5
24t	Hill (RB)	BAL	15	168	11.2	24	0
26t	Ridley	TEN	14	278	19.9	63	1
26t	Perine (RB)	KC	14	211	15.1	35	1
26t	Boyd	TEN	14	177	12.6	40	0
26t	Hopkins	TEN-KC	14	169	12.1	35	2
26t	Andrews (TE)	BAL	14	162	11.6	23	4
26t	Williams (RB)	DEN	14	109	7.8	34	0
26t	Warren (RB)	PIT	14	102	7.3	26	0
33t	Mims	DEN	13	237	18.2	93t	2
33t	Flowers	BAL	13	226	17.4	49	1
33t	Palmer	LAC	13	182	14.0	28t	1
33t	Waddle	MIA	13	182	14.0	36	0
33t	Schultz (TE)	HOU	13	176	13.5	32	1
33t	Conklin (TE)	NYJ	13	159	12.2	25	1
33t	*Worthy	KC	13	138	10.6	19	0
33t	Achane (RB)	MIA	13	132	10.2	39	1
33t	Diggs	HOU	13	127	9.8	21	1
33t	Hall (RB)	NYJ	13	119	9.2	29t	1
43t	Austin	PIT	12	223	18.6	46	2
43t	Bateman	BAL	12	122	10.2	16t	3
43t	Tucker	LV	12	106	8.8	18t	1
43t	Abdullah (RB)	LV	12	91	7.6	24	1
47t	*Vele	DEN	11	107	9.7	20	1
47t	Engram (TE)	JAX	11	92	8.4	15	0
47t	Okonkwo (TE)	TEN	11	81	7.4	18	0
47t	Njoku (TE)	CLE	11	77	7.0	18	2

# 2024 NATIONAL FOOTBALL LEAGUE

## AFC LEADING SCORERS (NON-KICKING)

RANK	PLAYER	TEAM	POS	TOUCHDOWNS				X2	PTS
				TOTAL	RUSH	REC	RET		
1	Cook	BUF	RB	17	15	2	0	0	102
2t	Chase	CIN	WR	16	0	16	0	0	96
2t	Henry	BAL	RB	16	14	2	0	0	96
4	Allen	BUF	QB	13	12	1	0	0	78
5	Mixon	HOU	RB	12	11	1	0	0	72
6	C. Brown	CIN	RB	11	7	4	0	1	68
7t	Achane	MIA	RB	11	5	6	0	0	66
7t	Taylor	IND	RB	11	10	1	0	0	66
9	*B. Thomas	JAX	WR	10	0	10	0	2	64
10t	Andrews	BAL	TE	10	0	10	0	0	60
10t	Higgins	CIN	WR	10	0	10	0	0	60
12t	Dobbins	LAC	RB	9	9	0	0	0	54
12t	Westbrook-Ikhine	TEN	WR	9	0	9	0	0	54
12t	*Worthy	KC	WR	9	3	6	0	0	54
15	Stevenson	NE	RB	8	7	1	0	2	52
16t	Bateman	BAL	WR	8	0	8	0	0	48
16t	Johnston	LAC	WR	8	0	8	0	0	48
18t	D. Adams	LV-NYJ	WR	7	0	7	0	1	44
18t	Hall	NYJ	RB	7	5	2	0	1	44
18t	Wilson	NYJ	WR	7	0	7	0	1	44
21t	Hunt	KC	RB	7	7	0	0	0	42
21t	*McConkey	LAC	WR	7	0	7	0	0	42
21t	J. Smith	MIA	TE	7	0	7	0	0	42
21t	Sutton	DEN	WR	7	0	7	0	0	42
25	Richardson	IND	QB	6	6	0	0	1	38
26t	Bigsby	JAX	RB	6	6	0	0	0	36
26t	Collins	HOU	WR	6	0	6	0	0	36
26t	Freiermuth	PIT	TE	6	0	6	0	0	36
26t	T. Hill	MIA	WR	6	0	6	0	0	36
26t	Iosivas	CIN	WR	6	0	6	0	0	36
26t	Likely	BAL	TE	6	0	6	0	0	36
26t	Pierce	IND	WR	6	0	6	0	0	36
33	Njoku	CLE	TE	5	0	5	0	2	34
34t	Mattison	LV	RB	5	4	1	0	1	32
34t	Pollard	TEN	RB	5	5	0	0	1	32
34t	Ridley	TEN	WR	5	1	4	0	0	32
37t	Abdullah	LV	RB	5	2	3	0	0	30
37t	Austin	PIT	WR	5	0	4	1	0	30
37t	*Davis	BUF	RB	5	3	2	0	0	30
37t	Downs	IND	WR	5	0	5	0	0	30
37t	Fields	PIT	QB	5	5	0	0	0	30
37t	Gray	KC	TE	5	0	5	0	0	30
37t	Harris	PIT	RB	5	5	0	0	0	30
37t	Hollins	BUF	WR	5	0	5	0	0	30
37t	Hopkins	TEN-KC	WR	5	0	5	0	0	30
37t	Lazard	NYJ	WR	5	0	5	0	0	30

# 2024 NATIONAL FOOTBALL LEAGUE

---

## AFC LEADING SCORERS (NON-KICKING)

RANK	PLAYER	TEAM	POS	TOUCHDOWNS				X2	PTS
				TOTAL	RUSH	REC	RET		
37t	*Nix	DEN	QB	5	4	1	0	0	30
37t	Spears	TEN	RB	5	4	1	0	0	30
49	Jeudy	CLE	WR	4	0	4	0	2	28
50t	*Coleman	BUF	WR	4	0	4	0	1	26
50t	L. Jackson	BAL	QB	4	4	0	0	1	26



# 2024 NATIONAL FOOTBALL LEAGUE

## AFC LEADING SCORERS (KICKING)

RANK	PLAYER	TEAM	PAT	FG	FG%	LONG	PTS
1	Boswell	PIT	33/33	40/43	93.0%	57	153
2	Fairbairn	HOU	32/33	35/41	85.4%	59	137
3	Dicker	LAC	31/34	35/37	94.6%	59	136
4	Lutz	DEN	41/41	30/33	90.9%	55	131
5	Sanders	MIA	24/26	35/39	89.7%	57	129
6	Bass	BUF	58/62	23/28	82.1%	61	127
7	Tucker	BAL	55/57	22/30	73.3%	56	121
8	Carlson	LV	21/23	32/38	84.2%	54	117
9	Gay	IND	31/31	27/32	84.4%	56	112
10	*C. Little	JAX	25/25	24/26	92.3%	59	97
11t	Butker	KC	29/31	21/24	87.5%	53	92
11t	Slye	NE	23/24	23/30	76.7%	63	92
13	Folk	TEN	25/25	21/22	95.5%	56	88
14	McPherson	CIN	37/38	16/22	72.7%	56	85
15	Hopkins	CLE	16/19	17/26	65.4%	56	67
16	*Narveson	GB-TEN	18/18	12/18	66.7%	47	54
17	Joseph	DET-NYG-WAS-NYJ	8/8	15/19	78.9%	52	53
18	Carlson	SF-NYJ	12/15	13/15	86.7%	58	51
19	Wright	SF-KC-TEN	6/6	13/14	92.9%	50	45
20t	Romo	MIN-NE	7/8	11/12	91.7%	55	40
20t	Zuerlein	NYJ	13/14	9/15	60.0%	40	40
22	York	WAS-CIN	15/16	5/9	55.6%	59	30
23	*Shrader	IND-NYJ-KC	9/9	5/5	100.0%	45	24

# 2024 NATIONAL FOOTBALL LEAGUE

---

## AFC TOUCHBACKS ON KICKOFFS

RANK	PLAYER	TEAM	TB
1	Bass	BUF	73
2	Tucker	BAL	67
3	Lutz	DEN	64
4	Sanders	MIA	62
5	Gay	IND	61
6	Dicker	LAC	59
7	C. Little	JAX	58
8	McPherson	CIN	54
9	Boswell	PIT	49
10	Butker	KC	48
11	Carlson	LV	47
12	Slye	NE	43
13	Fairbairn	HOU	41
14	Folk	TEN	37
15	Hopkins	CLE	34
16	Zuerlein	NYJ	28
17	Joseph	DET-NYG-WAS-NYJ	23
18	Romo	MIN-NE	19
19t	Narveson	GB-TEN	18
19t	York	WAS-CIN	18
21	Shrader	IND-NYJ-KC	17
22	Carlson	SF-NYJ	13
23	Stout	BAL	7
24	Wright	SF-KC-TEN	3
25t	Morstead	NYJ	1
25t	Reid	KC	1

# 2024 NATIONAL FOOTBALL LEAGUE

## AFC MOST YARDS FROM SCRIMMAGE

RANK	PLAYER	TEAM	POS	TOTAL			RUSHING			RECEIVING		
				YDS	PLAYS	AVG	YDS	ATT	AVG	YDS	ATT	AVG
1	Henry	BAL	RB	1953	322	6.1	1783	305	5.8	170	17	10.0
2	Chase	CIN	WR	1644	120	13.7	32	3	10.7	1612	117	13.8
3	Taylor	IND	RB	1387	286	4.8	1254	269	4.7	133	17	7.8
4	Achane	MIA	RB	1378	270	5.1	786	192	4.1	592	78	7.6
5	C. Brown	CIN	RB	1350	283	4.8	990	229	4.3	360	54	6.7
6	Mixon	HOU	RB	1297	275	4.7	993	240	4.1	304	35	8.7
7	Hall	NYJ	RB	1287	251	5.1	819	197	4.2	468	54	8.7
8	Harris	PIT	RB	1270	283	4.5	1007	251	4.0	263	32	8.2
9	Pollard	TEN	RB	1255	279	4.5	1017	238	4.3	238	41	5.8
10	Cook	BUF	RB	1239	229	5.4	981	197	5.0	258	32	8.1
11	*B. Thomas	JAX	WR	1227	86	14.3	48	6	8.0	1179	80	14.7
12	Jeudy	CLE	WR	1166	84	13.9	0	0	---	1166	84	13.9
13	*Bowers	LV	TE	1157	113	10.2	13	5	2.6	1144	108	10.6
14	Flowers	BAL	WR	1094	81	13.5	47	8	5.9	1047	73	14.3
15	Wilson	NYJ	WR	1058	98	10.8	5	1	5.0	1053	97	10.9
16	*McConkey	LAC	WR	1054	77	13.7	0	0	---	1054	77	13.7
17	Ridley	TEN	WR	999	67	14.9	58	6	9.7	941	61	15.4
18	T. Hill	MIA	WR	992	87	11.4	53	8	6.6	939	79	11.9
19t	Dobbins	LAC	RB	983	206	4.8	842	177	4.8	141	29	4.9
19t	Sutton	DEN	WR	983	76	12.9	0	0	---	983	76	12.9
21	D. Adams	LV-NYJ	WR	975	79	12.3	0	0	---	975	79	12.3
22	Stevenson	NE	RB	969	240	4.0	801	207	3.9	168	33	5.1
23	Collins	HOU	WR	968	63	15.4	0	0	---	968	63	15.4
24	Meyers	LV	WR	927	80	11.6	23	2	11.5	904	78	11.6
25	Hunt	KC	RB	904	223	4.1	728	200	3.6	176	23	7.7
26	Pickens	PIT	WR	894	60	14.9	-6	2	-3.0	900	58	15.5
27	Higgins	CIN	WR	858	69	12.4	0	0	---	858	69	12.4
28	L. Jackson	BAL	QB	852	130	6.6	852	130	6.6	0	0	---
29	J. Smith	MIA	TE	827	81	10.2	-1	2	-0.5	828	79	10.5
30	Shakir	BUF	WR	825	78	10.6	4	2	2.0	821	76	10.8
31	Kelce	KC	TE	824	98	8.4	1	1	1.0	823	97	8.5
32	Warren	PIT	RB	800	152	5.3	490	114	4.3	310	38	8.2
33	J. Ford	CLE	RB	790	141	5.6	565	104	5.4	225	37	6.1
34	Williams	DEN	RB	781	183	4.3	485	134	3.6	296	49	6.0
35	Bigsby	JAX	RB	778	160	4.9	727	154	4.7	51	6	8.5
36	Pierce	IND	WR	767	35	21.9	0	0	---	767	35	21.9
37	Etienne	JAX	RB	752	173	4.3	527	137	3.8	225	36	6.3
38	*Worthy	KC	WR	742	79	9.4	104	20	5.2	638	59	10.8
39	Pittman	IND	WR	736	63	11.7	0	0	---	736	63	11.7
40	Downs	IND	WR	721	63	11.4	12	1	12.0	709	62	11.4
41	Dell	HOU	WR	710	60	11.8	43	9	4.8	667	51	13.1
42	Waddle	MIA	WR	706	57	12.4	6	3	2.0	700	54	13.0
43t	Gibson	NE	RB	683	127	5.4	497	108	4.6	186	19	9.8
43t	Mattison	LV	RB	683	158	4.3	400	126	3.2	283	32	8.8
45	Bateman	BAL	WR	680	40	17.0	0	0	---	680	40	17.0
46	Henry	NE	TE	674	66	10.2	0	0	---	674	66	10.2
47	Andrews	BAL	TE	624	54	11.6	5	3	1.7	619	51	12.1
48	Hill	BAL	RB	611	89	6.9	228	47	4.9	383	42	9.1
49	Hopkins	TEN-KC	WR	610	56	10.9	0	0	---	610	56	10.9
50	Douglas	NE	WR	603	66	9.1	16	3	5.3	587	63	9.3



# 2024 NATIONAL FOOTBALL LEAGUE

## AFC LEADERS IN FIRST DOWNS

RANK	PLAYER	TEAM	POS	TOTAL	RUSH	REC
1	Henry	BAL	RB	97	88	9
2	Chase	CIN	WR	73	2	71
3	C. Brown	CIN	RB	72	49	23
4	Taylor	IND	RB	66	59	7
5	Achane	MIA	RB	63	33	30
6	Mixon	HOU	RB	62	50	12
7t	*Bowers	LV	TE	60	2	58
7t	Cook	BUF	RB	60	46	14
9	Pollard	TEN	RB	59	50	9
10	Wilson	NYJ	WR	58	1	57
11	Harris	PIT	RB	57	46	11
12	T. Hill	MIA	WR	55	2	53
13	Jeudy	CLE	WR	54	0	54
14t	Sutton	DEN	WR	53	0	53
14t	*B. Thomas	JAX	WR	53	3	50
16t	Allen	BUF	QB	52	51	1
16t	Hunt	KC	RB	52	42	10
18t	Hall	NYJ	RB	51	37	14
18t	J. Smith	MIA	TE	51	0	51
20t	Dobbins	LAC	RB	49	43	6
20t	*McConkey	LAC	WR	49	0	49
20t	Meyers	LV	WR	49	1	48
23t	Flowers	BAL	WR	48	1	47
23t	Stevenson	NE	RB	48	40	8
25t	D. Adams	LV-NYJ	WR	45	0	45
25t	Collins	HOU	WR	45	0	45
25t	Higgins	CIN	WR	45	0	45
25t	Kelce	KC	TE	45	0	45
29t	L. Jackson	BAL	QB	44	44	0
29t	Warren	PIT	RB	44	28	16
31	Ridley	TEN	WR	41	3	38
32t	Henry	NE	TE	40	0	40
32t	Williams	DEN	RB	40	28	12
32t	*Worthy	KC	WR	40	4	36
35t	Andrews	BAL	TE	39	3	36
35t	Etienne	JAX	RB	39	28	11
37	Dell	HOU	WR	38	3	35
38t	Bigsby	JAX	RB	37	36	1
38t	*Nix	DEN	QB	37	36	1
38t	Pickens	PIT	WR	37	0	37
41t	Downs	IND	WR	36	1	35
41t	Waddle	MIA	WR	36	0	36
43t	J. Ford	CLE	RB	35	25	10
43t	Hopkins	TEN-KC	WR	35	0	35
43t	Mattison	LV	RB	35	24	11
43t	Shakir	BUF	WR	35	0	35
47	Richardson	IND	QB	33	33	0
48t	Diggs	HOU	WR	32	1	31
48t	Gesicki	CIN	TE	32	0	32
48t	Gibson	NE	RB	32	23	9
48t	Pittman	IND	WR	32	0	32

# 2024 NATIONAL FOOTBALL LEAGUE

## AFC PUNTING YARDS LEADERS

RANK	PLAYER	TEAM	POS	PUNTS	YARDS	LONG	AVG	TB	BLK	DWN	OB	RETURNS		IN20	NET AVG
												TOT	YDS		
1	Stonehouse	TEN	P	68	3472	75	51.1	7	2	4	3	45	646	20	38.4
2	Cole	LV	P	62	3124	71	50.4	7	2	7	10	24	284	25	42.2
3	Baringer	NE	P	67	3375	75	50.4	8	0	8	3	32	406	29	41.9
4	Sanchez	IND	P	64	3182	65	49.7	4	0	2	4	30	390	24	42.4
5	Bojorquez	CLE	P	84	4171	84	49.7	6	0	11	13	37	514	36	42.1
6	Cooke	JAX	P	64	3159	73	49.4	3	0	1	17	25	239	32	44.7
7	*Rehkov	CIN	P	50	2457	80	49.1	5	0	4	2	23	212	24	42.9
8	Araiza	KC	P	57	2782	72	48.8	8	0	7	0	25	253	22	41.6
9	Townsend	HOU	P	72	3458	69	48.0	6	1	13	7	24	121	37	44.1
10	Morstead	NYJ	P	59	2815	75	47.7	7	0	5	6	28	254	18	41.0
11	Bailey	MIA	P	53	2518	64	47.5	5	1	4	14	20	219	21	40.7
12	Martin	BUF	P	50	2360	65	47.2	5	1	6	5	21	187	24	40.6
13	Dixon	DEN	P	75	3509	65	46.8	5	0	11	8	28	247	32	42.2
14	Waitman	PIT	P	60	2802	71	46.7	5	0	7	6	26	167	25	42.3
15	Scott	LAC	P	71	3315	67	46.7	4	0	7	9	28	268	28	41.8
16	Stout	BAL	P	51	2372	70	46.5	4	0	4	7	21	163	21	41.7

# 2024 NATIONAL FOOTBALL LEAGUE

## AFC NET PUNTING YARDS LEADERS

RANK	PLAYER	TEAM	POS	PUNTS	YARDS	LONG	AVG	TB	BLK	DWN	OB	RETURNS		IN20	NET AVG
												TOT	YDS		
1	Cooke	JAX	P	64	3159	73	49.4	3	0	1	17	25	239	32	44.7
2	Townsend	HOU	P	72	3458	69	48.0	6	1	13	7	24	121	37	44.1
3	*Rehkov	CIN	P	50	2457	80	49.1	5	0	4	2	23	212	24	42.9
4	Sanchez	IND	P	64	3182	65	49.7	4	0	2	4	30	390	24	42.4
5	Waitman	PIT	P	60	2802	71	46.7	5	0	7	6	26	167	25	42.3
6	Cole	LV	P	62	3124	71	50.4	7	2	7	10	24	284	25	42.2
7	Dixon	DEN	P	75	3509	65	46.8	5	0	11	8	28	247	32	42.2
8	Bojorquez	CLE	P	84	4171	84	49.7	6	0	11	13	37	514	36	42.1
9	Baringer	NE	P	67	3375	75	50.4	8	0	8	3	32	406	29	41.9
10	Scott	LAC	P	71	3315	67	46.7	4	0	7	9	28	268	28	41.8
11	Stout	BAL	P	51	2372	70	46.5	4	0	4	7	21	163	21	41.7
12	Araiza	KC	P	57	2782	72	48.8	8	0	7	0	25	253	22	41.6
13	Morstead	NYJ	P	59	2815	75	47.7	7	0	5	6	28	254	18	41.0
14	Bailey	MIA	P	53	2518	64	47.5	5	1	4	14	20	219	21	40.7
15	Martin	BUF	P	50	2360	65	47.2	5	1	6	5	21	187	24	40.6
16	Stonehouse	TEN	P	68	3472	75	51.1	7	2	4	3	45	646	20	38.4



# 2024 NATIONAL FOOTBALL LEAGUE

---

## AFC PUNT RETURN LEADERS

RANK	PLAYER	TEAM	POS	RET	FC	YDS	AVG	LONG	TD
1	Mims	DEN	WR	26	21	408	15.7	61	0
2	M. Jones	NE	CB	26	8	386	14.8	62	0
3	*Codrington	BUF	DB	27	7	313	11.6	29	0
4	Austin	PIT	WR	25	15	273	10.9	73t	1
5	Hardman	KC	WR	20	9	203	10.2	55	0
6	Proche	CLE	WR	19	9	172	9.1	18	0
7	Gipson	NYJ	WR	31	15	255	8.2	40	0
8	*Jackson	TEN	WR	28	7	215	7.7	20	0

# 2024 NATIONAL FOOTBALL LEAGUE

---

## AFC KICKOFF RETURN LEADERS

RANK	PLAYER	TEAM	POS	RET	YDS	AVG	LONG	TD
1	Davis	LAC	WR	19	524	27.6	56	0

# 2024 NATIONAL FOOTBALL LEAGUE

## AFC INTERCEPTION LEADERS

RANK	PLAYER	TEAM	POS	INT	YARDS	AVG	LONG	TD
1	Humphrey	BAL	CB	6	37	6.2	37t	1
2t	*Bullock	HOU	SAF	5	96	19.2	68	0
2t	Hooker	TEN	SAF	5	68	13.6	30	0
2t	Jackson	PIT	CB	5	88	17.6	49	0
2t	Stingley	HOU	CB	5	48	9.6	31	0
6t	*Still	LAC	DB	4	85	21.3	61t	1
6t	Stone	CIN	SAF	4	88	22.0	49	1
6t	Surtain	DEN	CB	4	132	33.0	100t	1
9t	*Bishop	PIT	CB	3	46	15.3	41	0
9t	Cross	IND	SAF	3	25	8.3	20	0
9t	*Hicks	KC	SAF	3	50	16.7	47	0
9t	B. Jones	DEN	SAF	3	74	24.7	37	0
9t	Jones	LV	CB	3	53	17.7	29t	1
9t	*Lassiter	HOU	CB	3	9	3.0	9	0
9t	Molden	LAC	CB	3	28	9.3	25	0
9t	Moore	IND	CB	3	28	9.3	12	0
9t	Taylor-Britt	CIN	CB	3	79	26.3	51t	1
18t	Barton	DEN	LB	2	71	35.5	56	0
18t	Benford	BUF	CB	2	30	15.0	24	0
18t	Bernard	BUF	LB	2	1	0.5	1	0
18t	Blackmon	IND	SAF	2	17	8.5	17	0
18t	Conner	KC	DB	2	32	16.0	29	0
18t	Cook	KC	FS	2	0	0.0	0	0
18t	Dodson	SEA-MIA	LB	2	0	0.0	0	0
18t	Echols	NYJ	CB	2	0	0.0	0	0
18t	Franklin	IND	OLB	2	4	2.0	4	0
18t	Gonzalez	NE	CB	2	2	1.0	2	0
18t	Hamlin	BUF	SS	2	19	9.5	19	0
18t	Ingram	BUF	DB	2	56	28.0	31t	1
18t	A. Johnson	BUF	NT	2	9	4.5	5	0
18t	Ta. Johnson	BUF	CB	2	23	11.5	23t	1
18t	Jones	IND	DB	2	5	2.5	5	0
18t	Kohou	MIA	CB	2	2	1.0	2	0
18t	McDuffie	KC	CB	2	0	0.0	0	0
18t	McMillian	DEN	CB	2	44	22.0	44t	1
18t	Moehrig	LV	SAF	2	28	14.0	16	0
18t	Pratt	CIN	LB	2	26	13.0	24	0
18t	Ramsey	MIA	CB	2	7	3.5	7	0
18t	Rapp	BUF	FS	2	5	2.5	5	0
18t	Reid	KC	SS	2	8	4.0	8	0
18t	Spillane	LV	LB	2	0	0.0	0	0
18t	Ward	CLE	CB	2	0	0.0	0	0
18t	Ward	HOU	SAF	2	67	33.5	65t	1
18t	A. Washington	BAL	SAF	2	33	16.5	32	0
18t	Womack	IND	CB	2	4	2.0	4	0
46t	*Abrams-Draine	DEN	CB	1	17	17.0	17	0
46t	T. Adams	NYJ	SS	1	0	0.0	0	0
46t	Awuzie	TEN	CB	1	8	8.0	8	0
46t	Battle	CIN	SAF	1	0	0.0	0	0
46t	Bell	CIN	SS	1	32	32.0	32	0
46t	Benton	PIT	DT	1	11	11.0	11	0
46t	Bolton	KC	LB	1	0	0.0	0	0
46t	Bonitto	DEN	LB	1	71	71.0	71t	1
46t	Brown	JAX	CB	1	0	0.0	0	0
46t	*Brownlee	TEN	DB	1	2	2.0	2	0

# 2024 NATIONAL FOOTBALL LEAGUE

## AFC INTERCEPTION LEADERS

RANK	PLAYER	TEAM	POS	INT	YARDS	AVG	LONG	TD
46t	Chaisson	LV	DE	1	0	0.0	0	0
46t	Cisco	JAX	FS	1	22	22.0	22	0
46t	Davis-Gaither	CIN	LB	1	12	12.0	12	0
46t	Dupree	LAC	OLB	1	0	0.0	0	0
46t	D. Elliott	PIT	DB	1	0	0.0	0	0
46t	Elliss	NE	LB	1	6	6.0	6	0
46t	Fitzpatrick	PIT	FS	1	25	25.0	25	0
46t	Ford	LAC	DT	1	3	3.0	3	0
46t	Fulton	LAC	CB	1	29	29.0	29	0
46t	Gardner	NYJ	CB	1	0	0.0	0	0
46t	Gifford	TEN	LB	1	0	0.0	0	0
46t	Gilman	LAC	SAF	1	18	18.0	18	0
46t	Hamilton	BAL	SAF	1	0	0.0	0	0
46t	*Harper	LV	SAF	1	14	14.0	14	0
46t	Hewitt	HOU	LB	1	45	45.0	45	0
46t	Hilton	CIN	CB	1	0	0.0	0	0
46t	Hobbs	LV	CB	1	35	35.0	35	0
46t	Hubbard	CIN	DE	1	0	0.0	0	0
46t	James	LAC	FS	1	2	2.0	2	0
46t	*J. Jones	JAX	CB	1	0	0.0	0	0
46t	M. Jones	NE	CB	1	35	35.0	35	0
46t	Kazee	PIT	SS	1	5	5.0	5	0
46t	Lewis	BUF	CB	1	0	0.0	0	0
46t	Lloyd	JAX	LB	1	3	3.0	3	0
46t	Mapu	NE	SAF	1	6	6.0	6	0
46t	Maye	MIA-LAC	FS	1	0	0.0	0	0
46t	Mills	NYJ	CB	1	0	0.0	0	0
46t	Moss	DEN	CB	1	0	0.0	0	0
46t	Murray	HOU	SS	1	0	0.0	0	0
46t	Murray	TEN	LB	1	6	6.0	6	0
46t	Newsome	CLE	CB	1	-2	-2.0	-2	0
46t	*Newton	CIN	CB	1	12	12.0	12	0
46t	Ogbah	MIA	OLB	1	0	0.0	0	0
46t	Oluokun	JAX	LB	1	0	0.0	0	0
46t	Owusu-Koramoah	CLE	LB	1	0	0.0	0	0
46t	Peppers	NE	FS	1	0	0.0	0	0
46t	Phillips	DAL-BUF	DT	1	2	2.0	2	0
46t	Pierre	PIT	CB	1	18	18.0	18	0
46t	Pitre	HOU	SAF	1	10	10.0	10	0
46t	Porter	PIT	CB	1	16	16.0	16	0
46t	Reese	TEN	LB	1	2	2.0	2	0
46t	*Roland-Wallace	KC	CB	1	0	0.0	0	0
46t	Savage	JAX	SAF	1	16	16.0	16	0
46t	Sieler	MIA	DE	1	0	0.0	0	0
46t	Singleton	DEN	LB	1	21	21.0	21	0
46t	Smith	BAL	ILB	1	0	0.0	0	0
46t	E. Speed	IND	LB	1	12	12.0	12	0
46t	Tart	LAC	DT	1	4	4.0	4	0
46t	Tavai	NE	OLB	1	0	0.0	0	0
46t	To'oTo'o	HOU	LB	1	0	0.0	0	0
46t	Trice	PIT	CB	1	0	0.0	0	0
46t	Walker	MIA	MLB	1	5	5.0	5	0
46t	*P. Wilson	PIT	LB	1	0	0.0	0	0
46t	Worley	TEN	CB	1	0	0.0	0	0



# 2024 NATIONAL FOOTBALL LEAGUE

## AFC SACK LEADERS

RANK	PLAYER	TEAM	POS	SACKS
1t	Garrett	CLE	DE	14.0
1t	Hendrickson	CIN	DE	14.0
3	Hunter	HOU	DE	12.0
4t	Bonitto	DEN	LB	11.5
4t	Van Noy	BAL	MLB	11.5
4t	Watt	PIT	OLB	11.5
7	Anderson	HOU	DE	11.0
8	McDonald	NYJ	DE	10.0
9t	Cooper	DEN	LB	9.5
9t	Walker	JAX	DE	9.5
11	Oweh	BAL	LB	9.0
12t	Allen	DEN	DE	8.5
12t	Sieler	MIA	DE	8.5
12t	Tuipulotu	LAC	LB	8.5
15t	Ca. Heyward	PIT	DT	8.0
15t	Hines-Allen	JAX	DE	8.0
15t	Karlaftis	KC	DE	8.0
15t	Landry	TEN	LB	8.0
15t	Rousseau	BUF	DE	8.0
20	Crosby	LV	DE	7.5
21	Paye	IND	DE	7.0
22t	Buckner	IND	DT	6.5
22t	Key	TEN	LB	6.5
22t	Madubuike	BAL	DT	6.5
22t	Wharton	KC	DT	6.5
26t	Dupree	LAC	OLB	6.0
26t	Epenesa	BUF	DE	6.0
26t	Franklin-Myers	DEN	DE	6.0
26t	Highsmith	PIT	LB	6.0
26t	Mack	LAC	OLB	6.0
26t	*Robinson	MIA	LB	6.0
26t	Quin. Williams	NYJ	NT	6.0
33	James	LAC	FS	5.5
34t	Bosa	LAC	LB	5.0
34t	Chaisson	LV	DE	5.0
34t	*Ellis	DEN	LB	5.0
34t	Ch. Jones	KC	DT	5.0
34t	Miller	BUF	OLB	5.0
34t	Settle	HOU	DT	5.0
34t	Simmons	TEN	DT	5.0
34t	Tillman	DEN	LB	5.0
34t	White	NE	DE	5.0
34t	Wise	NE	DE	5.0
44t	Clemons	NYJ	DE	4.5
44t	Ni. Herbig	PIT	LB	4.5
44t	Ogbah	MIA	OLB	4.5
44t	Ossai	CIN	DE	4.5
44t	Wilson	LV	DE	4.5
49t	Barnett	HOU	DE	4.0
49t	A. Butler	LV	DT	4.0
49t	C. Campbell	MIA	DE	4.0
49t	*Latu	IND	DE	4.0

# 2024 NATIONAL FOOTBALL LEAGUE

## AFC LEADERS IN FUMBLE RECOVERIES

RANK	PLAYER	TEAM	POS	TOTAL	OWN TEAM	OPP TEAM
1	Richardson	IND	QB	6	6	0
2	L. Jackson	BAL	QB	5	5	0
3t	*Maye	NE	QB	4	4	0
3t	Stevenson	NE	RB	4	4	0
5t	D. Elliott	PIT	DB	3	0	3
5t	Fields	PIT	QB	3	3	0
5t	Herbert	LAC	QB	3	3	0
5t	*Latham	TEN	OT	3	3	0
5t	Levis	TEN	QB	3	3	0
5t	Rodgers	NYJ	QB	3	3	0
5t	Warren	PIT	RB	3	3	0
5t	Williams	BUF	LB	3	0	3
5t	Winston	CLE	QB	3	3	0
14t	Bitonio	CLE	OG	2	2	0
14t	Bolton	KC	LB	2	0	2
14t	Brissett	NE	QB	2	2	0
14t	Brooks	MIA	ILB	2	0	2
14t	Burrow	CIN	QB	2	2	0
14t	Conklin	NYJ	TE	2	2	0
14t	Davis	LAC	WR	2	2	0
14t	Edwards	HOU	DE	2	0	2
14t	Gibson	NE	RB	2	2	0
14t	Ni. Herbig	PIT	LB	2	0	2
14t	*Jackson	TEN	WR	2	2	0
14t	M. Jones	NE	CB	2	1	1
14t	Lammons	IND	DB	2	0	2
14t	Milano	BUF	OLB	2	0	2
14t	Moehrig	LV	SAF	2	0	2
14t	Molden	LAC	CB	2	0	2
14t	*Nix	DEN	QB	2	2	0
14t	*Njongmeta	CIN	LB	2	0	2
14t	Perine	KC	RB	2	1	1
14t	Pratt	CIN	LB	2	0	2
14t	Rudolph	TEN	QB	2	2	0
14t	Simmons	TEN	DT	2	0	2
14t	Skowronek	PIT	WR	2	0	2
14t	Stanley	BAL	OT	2	2	0
14t	Tagovailoa	MIA	QB	2	2	0
14t	Torrence	BUF	OG	2	2	0
14t	Tranquill	KC	LB	2	0	2
14t	Watt	PIT	OLB	2	0	2
14t	Quin. Williams	NYJ	OLB	2	0	2
14t	L. Wilson	CIN	LB	2	0	2
14t	*P. Wilson	PIT	LB	2	0	2
14t	Ru. Wilson	PIT	QB	2	2	0

# 2024 NATIONAL FOOTBALL LEAGUE

## AFC LEADERS IN RECOVERIES OF FUMBLES BY OWN TEAM

RANK	PLAYER	TEAM	POS	REC	YARDS	AVG	LONG	TD
1	Richardson	IND	QB	6	0	0.0	0t	0
2	L. Jackson	BAL	QB	5	-7	-1.4	0t	0
3t	*Maye	NE	QB	4	0	0.0	0t	0
3t	Stevenson	NE	RB	4	0	0.0	0t	0
5t	Fields	PIT	QB	3	0	0.0	0t	0
5t	Herbert	LAC	QB	3	0	0.0	0t	0
5t	*Latham	TEN	OT	3	4	1.3	4	0
5t	Levis	TEN	QB	3	0	0.0	0t	0
5t	Rodgers	NYJ	QB	3	0	0.0	0t	0
5t	Warren	PIT	RB	3	0	0.0	0t	0
5t	Winston	CLE	QB	3	0	0.0	0t	0
12t	Bitonio	CLE	OG	2	0	0.0	0t	0
12t	Brissett	NE	QB	2	0	0.0	0t	0
12t	Burrow	CIN	QB	2	0	0.0	0t	0
12t	Conklin	NYJ	TE	2	-3	-1.5	0t	0
12t	Davis	LAC	WR	2	0	0.0	0t	0
12t	Gibson	NE	RB	2	0	0.0	0t	0
12t	*Jackson	TEN	WR	2	0	0.0	0t	0
12t	*Nix	DEN	QB	2	0	0.0	0t	0
12t	Rudolph	TEN	QB	2	0	0.0	0t	0
12t	Stanley	BAL	OT	2	0	0.0	0t	0
12t	Tagovailoa	MIA	QB	2	0	0.0	0t	0
12t	Torrence	BUF	OG	2	0	0.0	0t	0
12t	Ru. Wilson	PIT	QB	2	0	0.0	0t	0

# 2024 NATIONAL FOOTBALL LEAGUE

## AFC LEADERS IN RECOVERIES OF FUMBLES BY OPPOSING TEAM

RANK	PLAYER	TEAM	POS	REC	YARDS	AVG	LONG	TD
1t	D. Elliott	PIT	DB	3	10	3.3	10	0
1t	Williams	BUF	LB	3	0	0.0	0t	0
3t	Bolton	KC	LB	2	0	0.0	0t	0
3t	Brooks	MIA	ILB	2	23	11.5	12	0
3t	Edwards	HOU	DE	2	0	0.0	0t	0
3t	Ni. Herbig	PIT	LB	2	0	0.0	0t	0
3t	Lammons	IND	DB	2	3	1.5	3	0
3t	Milano	BUF	OLB	2	0	0.0	0t	0
3t	Moehrig	LV	SAF	2	0	0.0	0t	0
3t	Molden	LAC	CB	2	0	0.0	0t	0
3t	*Njongmeta	CIN	LB	2	0	0.0	0t	0
3t	Pratt	CIN	LB	2	9	4.5	9	0
3t	Simmons	TEN	DT	2	0	0.0	0t	0
3t	Skowronek	PIT	WR	2	0	0.0	0t	0
3t	Tranquill	KC	LB	2	3	1.5	3	0
3t	Watt	PIT	OLB	2	0	0.0	0t	0
3t	Quin. Williams	NYJ	OLB	2	15	7.5	15	0
3t	L. Wilson	CIN	LB	2	10	5.0	10	0
3t	*P. Wilson	PIT	LB	2	22	11.0	21t	1
20t	Anderson	HOU	DE	1	0	0.0	0t	0
20t	Anudike-Uzomah	KC	DE	1	0	0.0	0t	0
20t	J. Baker	SEA-TEN	OLB	1	0	0.0	0t	0
20t	Barnett	HOU	DE	1	28	28.0	28t	1
20t	Barton	DEN	LB	1	52	52.0	52t	1
20t	Battle	CIN	SAF	1	60	60.0	60	0
20t	Bell	CIN	SS	1	0	0.0	0t	0
20t	Benford	BUF	CB	1	43	43.0	43	0
20t	Benton	PIT	DT	1	0	0.0	0t	0
20t	Bernard	BUF	LB	1	0	0.0	0t	0
20t	*Bishop	PIT	CB	1	0	0.0	0t	0
20t	Blackmon	IND	SAF	1	0	0.0	0t	0
20t	Bolden	NE	CB	1	0	0.0	0t	0
20t	Bonitto	DEN	LB	1	50	50.0	50t	1
20t	Boyd	HOU	DB	1	0	0.0	0t	0
20t	*Briggs	CLE	DE	1	0	0.0	0t	0
20t	Bryan	IND	DT	1	0	0.0	0t	0
20t	*Bullock	HOU	SAF	1	0	0.0	0t	0
20t	Carlson	SF-NYJ	K	1	0	0.0	0t	0
20t	Carter	NYJ	CB	1	7	7.0	7	0
20t	Chestnut	TEN	RB	1	0	0.0	0t	0
20t	Clark	NYJ	FS	1	0	0.0	0t	0
20t	Conner	KC	DB	1	38	38.0	38t	1
20t	Delpit	CLE	SAF	1	0	0.0	0t	0
20t	Echols	NYJ	CB	1	0	0.0	0t	0
20t	Elam	BUF	CB	1	0	0.0	0t	0
20t	Elliss	NE	LB	1	0	0.0	0t	0
20t	Emerson	CLE	CB	1	2	2.0	2	0
20t	Fuller	MIA	CB	1	1	1.0	1	0
20t	Garrett	CLE	DE	1	0	0.0	0t	0
20t	Gonzalez	NE	CB	1	63	63.0	63t	1
20t	Hamilton	BAL	SAF	1	8	8.0	8	0
20t	Hamlin	BUF	SS	1	0	0.0	0t	0
20t	Hand	MIA	DE	1	0	0.0	0t	0
20t	*Harper	LV	SAF	1	0	0.0	0t	0
20t	Hawkins	NE	SAF	1	0	0.0	0t	0



# 2024 NATIONAL FOOTBALL LEAGUE

## AFC LEADERS IN RECOVERIES OF FUMBLES BY OPPOSING TEAM

RANK	PLAYER	TEAM	POS	REC	YARDS	AVG	LONG	TD
20t	Hickman	CLE	SAF	1	0	0.0	0t	0
20t	Hines-Allen	JAX	DE	1	13	13.0	13	0
20t	Hollins	BUF	WR	1	0	0.0	0t	0
20t	Jackson	PIT	CB	1	-1	-1.0	-1	0
20t	James	LAC	FS	1	0	0.0	0t	0
20t	Ta. Johnson	BUF	CB	1	0	0.0	0t	1
20t	B. Jones	DEN	SAF	1	34	34.0	34	0
20t	D. Jones	DEN	DT	1	0	0.0	0t	0
20t	M. Jones	NE	CB	1	17	17.0	17	0
20t	Key	TEN	LB	1	0	0.0	0t	0
20t	Kinlaw	NYJ	DE	1	4	4.0	4	0
20t	Kohou	MIA	CB	1	0	0.0	0t	0
20t	*Latu	IND	DE	1	0	0.0	0t	0
20t	Mack	LAC	OLB	1	22	22.0	22	0
20t	McDonald	NYJ	DE	1	0	0.0	0t	0
20t	McLeod	CLE	FS	1	25	25.0	25t	1
20t	Moore	IND	CB	1	38	38.0	38t	1
20t	Moss	DEN	CB	1	0	0.0	0t	0
20t	Odeyingbo	IND	DE	1	0	0.0	0t	0
20t	Olubi	IND	LB	1	18	18.0	18	0
20t	Perine	KC	RB	1	0	0.0	0t	0
20t	Queen	PIT	LB	1	0	0.0	0t	0
20t	*Reid	CLE	LB	1	0	0.0	0t	0
20t	Roach	DEN	DT	1	0	0.0	0t	0
20t	Rousseau	BUF	DE	1	0	0.0	0t	0
20t	Settle	HOU	DT	1	2	2.0	2	0
20t	Sieler	MIA	DE	1	0	0.0	0t	0
20t	Simpson	BAL	LB	1	0	0.0	0t	0
20t	Skinner	DEN	SAF	1	0	0.0	0t	0
20t	Smith	BAL	ILB	1	0	0.0	0t	0
20t	Spector	BUF	LB	1	0	0.0	0t	0
20t	Stewart	IND	DT	1	0	0.0	0t	0
20t	Stewart	HOU	SAF	1	0	0.0	0t	0
20t	Stone	CIN	SAF	1	6	6.0	6	0
20t	Surtain	DEN	CB	1	0	0.0	0t	0
20t	*Sweat	TEN	DT	1	30	30.0	30	0
20t	Tart	LAC	DT	1	0	0.0	0t	0
20t	Taylor	LAC	CB	1	0	0.0	0t	0
20t	D. Thomas	JAX	SAF	1	0	0.0	0t	0
20t	Thomas	DET-CIN	LB	1	0	0.0	0t	0
20t	Toohill	BUF	DE	1	0	0.0	0t	0
20t	Van Noy	BAL	MLB	1	0	0.0	0t	0
20t	Virgil	BUF	WR	1	0	0.0	0t	0
20t	Walker	JAX	DE	1	35	35.0	35t	1
20t	Ward	CLE	CB	1	0	0.0	0t	0
20t	M. Williams	BAL	FS	1	0	0.0	0t	0

# 2024 NATIONAL FOOTBALL LEAGUE

## NFC LEADING PASSERS

RANK	PLAYER	TEAM	ATT	COMP	COMP%	YDS	YPA	TD	TD%	LONG	INT	INT%	RATING
1	Goff	DET	472	337	71.4%	4095	8.68	33	7.0%	82t	10	2.1%	112.2
2	Mayfield	TB	538	386	71.7%	4279	7.95	39	7.2%	57t	15	2.8%	107.6
3	Darnold	MIN	504	343	68.1%	4153	8.24	35	6.9%	97t	12	2.4%	106.4
4	Hurts	PHI	361	248	68.7%	2903	8.04	18	5.0%	67t	5	1.4%	103.7
5	*Daniels	WAS	468	325	69.4%	3530	7.54	25	5.3%	86t	9	1.9%	101.2
6	Love	GB	413	261	63.2%	3320	8.04	25	6.1%	70t	11	2.7%	97.3
7	Purdy	SF	420	273	65.0%	3487	8.30	17	4.0%	76t	10	2.4%	94.4
8	Stafford	LAR	517	340	65.8%	3762	7.28	20	3.9%	69t	8	1.5%	93.7
9	K. Murray	ARI	506	347	68.6%	3609	7.13	17	3.4%	60t	11	2.2%	91.1
10	G. Smith	SEA	551	387	70.2%	4097	7.44	17	3.1%	71t	15	2.7%	90.5
11	Cousins	ATL	453	303	66.9%	3508	7.74	18	4.0%	60	16	3.5%	88.6
12	*Ca. Williams	CHI	533	330	61.9%	3393	6.37	19	3.6%	47	6	1.1%	87.4
13	Rush	DAL	308	187	60.7%	1844	5.99	12	3.9%	64t	5	1.6%	83.8
14	D. Jones	NYG-MIN	341	216	63.3%	2070	6.07	8	2.3%	43	7	2.1%	79.4
15	Young	CAR	350	209	59.7%	2152	6.15	12	3.4%	83t	9	2.6%	78.2

# 2024 NATIONAL FOOTBALL LEAGUE

## NFC LEADING PASSERS, RANKS

PLAYER	TEAM	ATT	COMP	COMP%	YDS	YPA	TD	TD%	INT	INT%	RATING
Goff	DET	7	6	2	4	1	3	2	8t	7	1
Mayfield	TB	2	2	1	1	6	1	1	13t	14	2
Darnold	MIN	6	4	7	2	3	2	3	12	9t	3
Hurts	PHI	12	12	5	12	4	8t	6	1t	2	4
*Daniels	WAS	8	8	4	7	8	4t	5	6t	5	5
Love	GB	11	11	12	11	5	4t	4	10t	12	6
Purdy	SF	10	10	10	9	2	10t	7	8t	9t	7
Stafford	LAR	4	5	9	5	10	6	10	5	3	8
K. Murray	ARI	5	3	6	6	11	10t	13	10t	8	9
G. Smith	SEA	1	1	3	3	9	10t	14	13t	13	10
Cousins	ATL	9	9	8	8	7	8t	8	15	15	11
*Ca. Williams	CHI	3	7	13	10	12	7	11	3	1	12
Rush	DAL	15	16	14	17	15	14t	9	1t	4	13
D. Jones	NYG-MIN	14	13	11	15	14	17	15	4	6	14
Young	CAR	13	14	15	13	13	14t	12	6t	11	15

# 2024 NATIONAL FOOTBALL LEAGUE

## NFC FOURTH-QUARTER PASSING LEADERS

RANK	PLAYER	TEAM	ATT	COMP	COMP%	YDS	YPA	TD	TD%	INT	INT%	RATING
1	*Daniels	WAS	135	96	71.1%	1111	8.23	11	8.1%	3	2.2%	113.5
2	Mayfield	TB	135	96	71.1%	1009	7.47	11	8.1%	2	1.5%	113.5
3	Love	GB	104	65	62.5%	968	9.31	6	5.8%	1	1.0%	108.2
4	Stafford	LAR	143	98	68.5%	1079	7.55	8	5.6%	1	0.7%	106.4
5	Hurts	PHI	74	54	73.0%	674	9.11	3	4.1%	2	2.7%	103.1
6	Goff	DET	124	81	65.3%	900	7.26	7	5.6%	2	1.6%	98.9
7	Darnold	MIN	105	63	60.0%	884	8.42	6	5.7%	2	1.9%	98.3
8	*Ca. Williams	CHI	168	107	63.7%	1020	6.07	9	5.4%	2	1.2%	93.4
9	Carr	NO	63	38	60.3%	405	6.43	5	7.9%	2	3.2%	92.4
10	Purdy	SF	106	74	69.8%	868	8.19	4	3.8%	5	4.7%	87.3
11	Prescott	DAL	75	41	54.7%	486	6.48	6	8.0%	3	4.0%	84.6
12	G. Smith	SEA	159	110	69.2%	1033	6.50	5	3.1%	6	3.8%	81.6
13	Lock	NYG	69	39	56.5%	491	7.12	1	1.4%	1	1.4%	77.6
14	K. Murray	ARI	142	95	66.9%	998	7.03	1	0.7%	5	3.5%	74.8
15	Young	CAR	120	71	59.2%	660	5.50	3	2.5%	3	2.5%	72.2
16	Rush	DAL	93	52	55.9%	424	4.56	2	2.2%	1	1.1%	70.4
17	D. Jones	NYG-MIN	119	68	57.1%	606	5.09	2	1.7%	4	3.4%	62.5
18	Cousins	ATL	119	73	61.3%	737	6.19	2	1.7%	8	6.7%	56.6
19	*Rattler	NO	74	38	51.4%	302	4.08	1	1.4%	4	5.4%	43.9



# 2024 NATIONAL FOOTBALL LEAGUE

## NFC THIRD-DOWN PASSING LEADERS

RANK	PLAYER	TEAM	ATT	COMP	COMP%	YDS	YPA	TD	TD%	INT	INT%	RATING
1	Goff	DET	111	74	66.7%	935	8.42	11	9.9%	0	0.0%	125.8
2	Carr	NO	79	51	64.6%	639	8.09	6	7.6%	1	1.3%	109.6
3	Mayfield	TB	130	87	66.9%	1086	8.35	11	8.5%	5	3.8%	104.8
4	*Daniels	WAS	121	74	61.2%	889	7.35	10	8.3%	2	1.7%	104.3
5	Purdy	SF	115	68	59.1%	801	6.97	8	7.0%	2	1.7%	96.3
6	Cousins	ATL	116	73	62.9%	858	7.40	5	4.3%	1	0.9%	96.1
7	Darnold	MIN	137	80	58.4%	974	7.11	9	6.6%	3	2.2%	93.1
8	Hurts	PHI	95	59	62.1%	782	8.23	5	5.3%	3	3.2%	92.5
9	Love	GB	107	57	53.3%	674	6.30	11	10.3%	4	3.7%	91.4
10	K. Murray	ARI	106	65	61.3%	690	6.51	4	3.8%	2	1.9%	85.0
11	D. Jones	NYG-MIN	92	59	64.1%	586	6.37	3	3.3%	2	2.2%	83.9
12	Rush	DAL	80	41	51.3%	547	6.84	5	6.3%	3	3.8%	78.5
13	*Ca. Williams	CHI	138	75	54.3%	771	5.59	5	3.6%	3	2.2%	73.7
14	Stafford	LAR	120	66	55.0%	687	5.73	4	3.3%	3	2.5%	72.5
15	G. Smith	SEA	136	83	61.0%	936	6.88	4	2.9%	7	5.1%	70.0
16	Young	CAR	99	53	53.5%	596	6.02	4	4.0%	4	4.0%	68.4

# 2024 NATIONAL FOOTBALL LEAGUE

## NFC LEADING RUSHERS

RANK	PLAYER	TEAM	ATT	YDS	AVG	LONG	TD
1	Barkley	PHI	345	2005	5.8	72t	13
2	K. Williams	LAR	316	1299	4.1	30	14
3	Robinson	ATL	276	1286	4.7	37t	12
4	Jacobs	GB	295	1285	4.4	38t	14
5	Hubbard	CAR	250	1195	4.8	38t	10
6	Gibbs	DET	209	1156	5.5	70t	12
7	Conner	ARI	236	1094	4.6	53	8
8	A. Jones	MIN	245	1093	4.5	41	5
9	*Irving	TB	188	1033	5.5	56	7
10	Dowdle	DAL	213	1007	4.7	27	1
11	Kamara	NO	228	950	4.2	24	6
12	Swift	CHI	233	894	3.8	56t	5
13	*Daniels (QB)	WAS	144	864	6.0	46	6
14t	Mason	SF	153	789	5.2	38	3
14t	Robinson	WAS	182	789	4.3	40t	8
16	*Tracy	NYG	178	780	4.4	45t	5
17	Montgomery	DET	185	775	4.2	21	12
18	Hurts (QB)	PHI	150	630	4.2	35	14
19	White	TB	144	613	4.3	56	3
20	Allgeier	ATL	128	592	4.6	25	3
21	Walker	SEA	153	573	3.7	28	7
22	K. Murray (QB)	ARI	75	550	7.3	50t	5
23	Charbonnet	SEA	121	510	4.2	51t	8
24	*Ca. Williams (QB)	CHI	78	479	6.1	24	0
25	Em. Wilson	GB	89	429	4.8	19	3
26	Singleton	NYG	106	415	3.9	43	4
27	*Guerendo	SF	73	381	5.2	76	4
28	Akers	HOU-MIN	98	379	3.9	25	2
29	Ekeler	WAS	74	355	4.8	50	4
30	Purdy (QB)	SF	63	311	4.9	16	4
31	Mayfield (QB)	TB	51	310	6.1	21	3
32	Tucker	TB	48	292	6.1	36	2
33	*Benson	ARI	63	291	4.6	20	1
34	Hill (TE)	NO	39	278	7.1	75t	6
35	Gainwell	PHI	64	276	4.3	20	1
36	D. Jones (QB)	NYG-MIN	67	265	4.0	24	2
37	McNichols	WAS	55	261	4.7	28	4
38	G. Smith (QB)	SEA	51	258	5.1	34t	2
39	Elliott	DAL	74	226	3.1	11	3
40	Young (QB)	CAR	38	225	5.9	34	4
41	Demercado	ARI	24	223	9.3	53t	1
42t	Darnold (QB)	MIN	64	202	3.2	19	1
42t	McCaffrey	SF	50	202	4.0	19	0
44	*Corum	LAR	56	197	3.5	12	0
45	Chandler	MIN	56	182	3.3	25	0
46	Rodriguez	WAS	35	173	4.9	25	2
47	Reed (WR)	GB	17	160	9.4	33t	1
48	Williams	NO	40	149	3.7	14t	1
49	Miller	NO	39	148	3.8	17	1
50	R. Johnson	CHI	53	147	2.8	9	6

# 2024 NATIONAL FOOTBALL LEAGUE

## NFC THIRD-AND-ONE RUSHING LEADERS

RANK	PLAYER	TEAM	ATT	FD	PCT
1t	D. Jones (QB)	NYG-MIN	8	8	100.0%
1t	Charbonnet	SEA	7	7	100.0%
1t	Darnold (QB)	MIN	7	7	100.0%
1t	*Daniels (QB)	WAS	6	6	100.0%
1t	R. Johnson	CHI	5	5	100.0%
1t	*Irving	TB	4	4	100.0%
1t	Stafford (QB)	LAR	4	4	100.0%
1t	Swift	CHI	4	4	100.0%
1t	Em. Wilson	GB	4	4	100.0%
10	K. Williams	LAR	13	12	92.3%
11	Robinson	ATL	8	7	87.5%
12	Purdy (QB)	SF	6	5	83.3%
13	Robinson	WAS	11	9	81.8%
14t	Hubbard	CAR	10	8	80.0%
14t	Elliott	DAL	5	4	80.0%
16	Conner	ARI	9	7	77.8%
17	Hurts (QB)	PHI	20	15	75.0%
18	White	TB	7	5	71.4%
19	Jacobs	GB	10	7	70.0%
20	Allgeier	ATL	10	6	60.0%
21	Kamara	NO	7	4	57.1%
22	Montgomery	DET	11	6	54.5%
23	A. Jones	MIN	8	4	50.0%

# 2024 NATIONAL FOOTBALL LEAGUE

## NFC LEADERS IN RECEPTIONS

RANK	PLAYER	TEAM	REC	YDS	AVG	LONG	TD
1t	*Nabers	NYG	104	1140	11.0	59t	6
1t	McBride (TE)	ARI	104	1081	10.4	37	1
3t	Lamb	DAL	101	1194	11.8	65t	6
3t	St. Brown	DET	101	1126	11.1	66t	11
5	Jefferson	MIN	100	1479	14.8	97t	10
6	Smith-Njigba	SEA	96	1121	11.7	46	6
7	D. London	ATL	90	1084	12.0	31	7
8	D. Moore	CHI	89	880	9.9	44	5
9	Robinson	NYG	83	656	7.9	35	3
10	Nacua	LAR	79	990	12.5	51	3
11	McLaurin	WAS	74	1034	14.0	86t	12
12t	Kittle (TE)	SF	68	967	14.2	43	8
12t	D. Smith	PHI	68	833	12.3	49	8
12t	Kamara (RB)	NO	68	543	8.0	57t	2
15t	A. Brown	PHI	67	1079	16.1	67t	7
15t	Allen	CHI	67	719	10.7	45t	7
15t	Kupp	LAR	67	710	10.6	69t	6
18	Evans	TB	65	915	14.1	57t	11
19	Mooney	ATL	64	992	15.5	49	5
20t	Metcalf	SEA	63	939	14.9	71t	4
20t	Jennings	SF	63	856	13.6	45	6
22	Addison	MIN	62	875	14.1	69	9
23	Ertz (TE)	WAS	61	610	10.0	37	6
24t	Otton (TE)	TB	59	600	10.2	44	4
24t	Robinson (RB)	ATL	59	428	7.3	29	1
26	McCloud	ATL	58	620	10.7	60	1
27t	*Harrison	ARI	57	822	14.4	60t	7
27t	Ferguson (TE)	DAL	57	482	8.5	27	0
29	Reed	GB	53	809	15.3	70t	6
30	*Odunze	CHI	52	716	13.8	47	3
31	White (RB)	TB	51	393	7.7	32	6
32t	Samuel	SF	50	665	13.3	76t	2
32t	Godwin	TB	50	576	11.5	55t	5
34t	Ja. Williams	DET	47	890	18.9	82t	6
34t	LaPorta (TE)	DET	47	599	12.7	52t	6
34t	Lockett	SEA	47	572	12.2	37	2
34t	Mi. Wilson	ARI	47	548	11.7	41t	4
34t	Conner (RB)	ARI	47	414	8.8	44	1
39t	Kraft (TE)	GB	46	671	14.6	67	7
39t	Doubs	GB	46	601	13.1	39	4
39t	*Legette	CAR	46	467	10.2	35	4
39t	A. Jones (RB)	MIN	46	378	8.2	25	2
39t	Walker (RB)	SEA	46	299	6.5	21	1
44t	Pitts (TE)	ATL	45	587	13.0	52	4
44t	Tolbert	DAL	45	512	11.4	48	7
44t	Kmet (TE)	CHI	45	471	10.5	31t	4
44t	*Irving (RB)	TB	45	397	8.8	42	0
48	Johnson (TE)	NO	44	468	10.6	30	3
49t	Thielen	CAR	43	571	13.3	40t	5
49t	Zaccheaus	WAS	43	455	10.6	49t	3
49t	Gibbs (RB)	DET	43	440	10.2	54	3
49t	N. Fant (TE)	SEA	43	437	10.2	28	0
49t	Hubbard (RB)	CAR	43	171	4.0	20	1



# 2024 NATIONAL FOOTBALL LEAGUE

## NFC RECEIVING YARDAGE LEADERS

RANK	PLAYER	TEAM	YDS	REC	AVG	LONG	TD
1	Jefferson	MIN	1479	100	14.8	97t	10
2	Lamb	DAL	1194	101	11.8	65t	6
3	*Nabers	NYG	1140	104	11.0	59t	6
4	St. Brown	DET	1126	101	11.1	66t	11
5	Smith-Njigba	SEA	1121	96	11.7	46	6
6	D. London	ATL	1084	90	12.0	31	7
7	McBride (TE)	ARI	1081	104	10.4	37	1
8	A. Brown	PHI	1079	67	16.1	67t	7
9	McLaurin	WAS	1034	74	14.0	86t	12
10	Mooney	ATL	992	64	15.5	49	5
11	Nacua	LAR	990	79	12.5	51	3
12	Kittle (TE)	SF	967	68	14.2	43	8
13	Metcalf	SEA	939	63	14.9	71t	4
14	Evans	TB	915	65	14.1	57t	11
15	Ja. Williams	DET	890	47	18.9	82t	6
16	D. Moore	CHI	880	89	9.9	44	5
17	Addison	MIN	875	62	14.1	69	9
18	Jennings	SF	856	63	13.6	45	6
19	D. Smith	PHI	833	68	12.3	49	8
20	*Harrison	ARI	822	57	14.4	60t	7
21	Reed	GB	809	53	15.3	70t	6
22	Allen	CHI	719	67	10.7	45t	7
23	*Odunze	CHI	716	52	13.8	47	3
24	Kupp	LAR	710	67	10.6	69t	6
25	Kraft (TE)	GB	671	46	14.6	67	7
26	Samuel	SF	665	50	13.3	76t	2
27	Robinson	NYG	656	83	7.9	35	3
28t	McCloud	ATL	620	58	10.7	60	1
28t	Watson	GB	620	29	21.4	60	2
30	Ertz (TE)	WAS	610	61	10.0	37	6
31	Doubs	GB	601	46	13.1	39	4
32	Otton (TE)	TB	600	59	10.2	44	4
33	LaPorta (TE)	DET	599	47	12.7	52t	6
34	Pitts (TE)	ATL	587	45	13.0	52	4
35	Godwin	TB	576	50	11.5	55t	5
36	Slayton	NYG	573	39	14.7	43	2
37	Lockett	SEA	572	47	12.2	37	2
38	Thielen	CAR	571	43	13.3	40t	5
39	Mi. Wilson	ARI	548	47	11.7	41t	4
40	Kamara (RB)	NO	543	68	8.0	57t	2
41	Atwell	LAR	525	37	14.2	50	0
42	Tolbert	DAL	512	45	11.4	48	7
43	Ferguson (TE)	DAL	482	57	8.5	27	0
44	Kmet (TE)	CHI	471	45	10.5	31t	4
45	Johnson (TE)	NO	468	44	10.6	30	3
46	*Legette	CAR	467	46	10.2	35	4
47	Zaccheaus	WAS	455	43	10.6	49t	3
48	N. Brown	WAS	453	35	12.9	52t	1
49	Hockenson (TE)	MIN	446	39	11.4	34	0
50	Goedert (TE)	PHI	441	38	11.6	61	2

# 2024 NATIONAL FOOTBALL LEAGUE

## NFC THIRD-DOWN RECEIVING LEADERS

RANK	PLAYER	TEAM	REC	YDS	AVG	LONG	TD
1	Robinson	NYG	32	292	9.1	35	2
2	St. Brown	DET	28	395	14.1	66t	5
3	Smith-Njigba	SEA	23	285	12.4	25	1
4t	*Nabers	NYG	22	294	13.4	39	3
4t	Jennings	SF	22	236	10.7	31t	3
6	Kittle (TE)	SF	21	246	11.7	41	5
7t	Jefferson	MIN	20	326	16.3	52t	5
7t	Lamb	DAL	20	261	13.1	52	1
9t	McLaurin	WAS	19	339	17.8	66	5
9t	McBride (TE)	ARI	19	238	12.5	29	0
9t	D. London	ATL	19	224	11.8	20	3
12	A. Brown	PHI	18	273	15.2	28	3
13t	Mooney	ATL	17	275	16.2	49	2
13t	Doubs	GB	17	252	14.8	39	3
13t	Nacua	LAR	17	195	11.5	21	1
16t	Godwin	TB	16	197	12.3	24	0
16t	D. Moore	CHI	16	180	11.3	31t	2
16t	Otton (TE)	TB	16	164	10.3	29	2
16t	Allen	CHI	16	162	10.1	25	1
16t	Kupp	LAR	16	140	8.8	27	1
21t	McCloud	ATL	15	176	11.7	27	0
21t	Addison	MIN	15	158	10.5	25	1
23t	Metcalf	SEA	14	220	15.7	31t	1
23t	Slayton	NYG	14	192	13.7	36	1
23t	D. Smith	PHI	14	171	12.2	27	3
23t	Hockenson (TE)	MIN	14	142	10.1	34	0
23t	Pitts (TE)	ATL	14	133	9.5	23	0
23t	Ertz (TE)	WAS	14	128	9.1	21	3
23t	Charbonnet (RB)	SEA	14	92	6.6	16	0
30t	Reed	GB	13	191	14.7	70t	4
30t	*Odunze	CHI	13	189	14.5	44	1
30t	White (RB)	TB	13	104	8.0	22	0
30t	Ferguson (TE)	DAL	13	94	7.2	24	0
30t	Kmet (TE)	CHI	13	86	6.6	25	1
35t	Ja. Williams	DET	12	215	17.9	52t	3
35t	Samuel	SF	12	187	15.6	47	1
35t	Evans	TB	12	186	15.5	35t	2
35t	Lockett	SEA	12	166	13.8	37	1
35t	Thielen	CAR	12	166	13.8	36	1
35t	Dortch	ARI	12	130	10.8	39	0
35t	Wicks	GB	12	97	8.1	18	3
42t	*Legette	CAR	11	121	11.0	31	1
42t	Zaccheaus	WAS	11	113	10.3	27	1
42t	Cooks	DAL	11	101	9.2	22	2
42t	M. Sanders (RB)	CAR	11	53	4.8	12	0
46t	Tolbert	DAL	10	192	19.2	48	1
46t	Goedert (TE)	PHI	10	185	18.5	61	0
46t	Robinson (RB)	ATL	10	107	10.7	26	0
46t	Parkinson (TE)	LAR	10	99	9.9	15	0
46t	Mi. Wilson	ARI	10	78	7.8	30	2
46t	Kamara (RB)	NO	10	71	7.1	20	0

# 2024 NATIONAL FOOTBALL LEAGUE

## NFC LEADING SCORERS (NON-KICKING)

RANK	PLAYER	TEAM	POS	TOUCHDOWNS				X2	PTS
				TOTAL	RUSH	REC	RET		
1t	Barkley	PHI	RB	15	13	2	0	3	96
1t	K. Williams	LAR	RB	16	14	2	0	0	96
3t	Gibbs	DET	RB	15	12	3	0	0	90
3t	Jacobs	GB	RB	15	14	1	0	0	90
5	Hurts	PHI	QB	14	14	0	0	0	84
6	Robinson	ATL	RB	13	12	1	0	1	80
7t	McLaurin	WAS	WR	12	0	12	0	0	72
7t	Montgomery	DET	RB	12	12	0	0	0	72
9	Hubbard	CAR	RB	11	10	1	0	1	68
10t	Evans	TB	WR	11	0	11	0	0	66
10t	St. Brown	DET	WR	11	0	11	0	0	66
12t	Addison	MIN	WR	10	1	9	0	0	60
12t	Jefferson	MIN	WR	10	0	10	0	0	60
14	Conner	ARI	RB	9	8	1	0	2	58
15t	Charbonnet	SEA	RB	9	8	1	0	0	54
15t	White	TB	RB	9	3	6	0	0	54
17t	Kamara	NO	RB	8	6	2	0	0	48
17t	Kittle	SF	TE	8	0	8	0	0	48
17t	Robinson	WAS	RB	8	8	0	0	0	48
17t	D. Smith	PHI	WR	8	0	8	0	0	48
17t	Walker	SEA	RB	8	7	1	0	0	48
22	Kraft	GB	TE	7	0	7	0	1	44
23t	Allen	CHI	WR	7	0	7	0	0	42
23t	A. Brown	PHI	WR	7	0	7	0	0	42
23t	*Harrison	ARI	WR	7	0	7	0	0	42
23t	*Irving	TB	RB	7	7	0	0	0	42
23t	A. Jones	MIN	RB	7	5	2	0	0	42
23t	D. London	ATL	WR	7	0	7	0	0	42
23t	*McMillan	TB	WR	7	0	7	0	0	42
23t	Reed	GB	WR	7	1	6	0	0	42
23t	Robinson	LAR	WR	7	0	7	0	0	42
23t	Tolbert	DAL	WR	7	0	7	0	0	42
33	Ertz	WAS	TE	6	0	6	0	2	40
34t	*Daniels	WAS	QB	6	6	0	0	1	38
34t	Lamb	DAL	WR	6	0	6	0	1	38
34t	*Nabers	NYG	WR	6	0	6	0	1	38
37t	Hill	NO	TE	6	6	0	0	0	36
37t	Jennings	SF	WR	6	0	6	0	0	36
37t	R. Johnson	CHI	RB	6	6	0	0	0	36
37t	Kupp	LAR	WR	6	0	6	0	0	36
37t	LaPorta	DET	TE	6	0	6	0	0	36
37t	Nailor	MIN	WR	6	0	6	0	0	36
37t	Smith-Njigba	SEA	WR	6	0	6	0	0	36
37t	*Tracy	NYG	RB	6	5	1	0	0	36
37t	Ja. Williams	DET	WR	6	0	6	0	0	36
46t	D. Moore	CHI	WR	5	0	5	0	1	32

# 2024 NATIONAL FOOTBALL LEAGUE

---

## NFC LEADING SCORERS (NON-KICKING)

RANK	PLAYER	TEAM	POS	TOUCHDOWNS				X2	PTS
				TOTAL	RUSH	REC	RET		
46t	K. Murray	ARI	QB	5	5	0	0	1	32
46t	Swift	CHI	RB	5	5	0	0	1	32
49t	Akers	HOU-MIN	RB	5	2	3	0	0	30
49t	Godwin	TB	WR	5	0	5	0	0	30
49t	Mooney	ATL	WR	5	0	5	0	0	30
49t	Moreau	NO	TE	5	0	5	0	0	30
49t	Thielen	CAR	WR	5	0	5	0	0	30
49t	Wicks	GB	WR	5	0	5	0	0	30



# 2024 NATIONAL FOOTBALL LEAGUE

## NFC LEADING SCORERS (KICKING)

RANK	PLAYER	TEAM	PAT	FG	FG%	LONG	PTS
1	Aubrey	DAL	29/29	36/43	83.7%	65	137
2	McLaughlin	TB	51/53	28/30	93.3%	56	135
3	Bates	DET	58/59	23/26	88.5%	58	127
4	Elliott	PHI	45/46	26/33	78.8%	50	123
5	Myers	SEA	34/37	25/29	86.2%	59	109
6	*Karty	LAR	31/35	25/30	83.3%	55	106
7	Seibert	WAS	22/24	27/30	90.0%	55	103
8t	Koo	ATL	26/26	25/34	73.5%	58	101
8t	*Reichard	MIN	38/38	21/26	80.8%	58	101
10t	Grupe	NO	30/32	23/27	85.2%	57	99
10t	Ryland	ARI	21/22	26/30	86.7%	58	99
12	Moody	SF	25/25	23/30	76.7%	53	94
13	Pineiro	CAR	28/30	21/25	84.0%	53	91
14	Santos	CHI	22/23	20/24	83.3%	54	82
15	McManus	GB	29/29	17/18	94.4%	55	80
16	Gano	NYG	14/14	7/9	77.8%	50	35
17	Gonzalez	WAS	17/17	4/6	66.7%	48	29
18	Prater	ARI	10/10	6/6	100.0%	57	28
19	Patterson	NYJ-CLE-ATL	11/11	3/5	60.0%	52	20
20	*McAtamney	NYG	1/1	1/1	100.0%	31	4
21	Wishnowsky	SF	0/0	1/1	100.0%	26	3
22	Gillan	NYG	0/1	0/0	---	---	0

# 2024 NATIONAL FOOTBALL LEAGUE

---

## NFC TOUCHBACKS ON KICKOFFS

RANK	PLAYER	TEAM	TB
1	Bates	DET	76
2	Evans	LAR	61
3	Reichard	MIN	59
4	Mann	PHI	56
5	Pinion	ATL	50
6	Ryland	ARI	47
7	Myers	SEA	43
8	Moody	SF	42
9t	Aubrey	DAL	38
9t	Gill	TB	38
9t	Santos	CHI	38
12	Pineiro	CAR	29
13	McManus	GB	25
14	Gano	NYG	23
15t	Camarda	TB	18
15t	Grupe	NO	18
17	Prater	ARI	17
18	Seibert	WAS	14
19	Browning	TB	13
20t	Elliott	PHI	6
20t	Gonzalez	WAS	6
22t	Karty	LAR	5
22t	Koo	ATL	5
22t	McLaughlin	TB	5
25	McAtamney	NYG	4
26t	Gillan	NYG	2
26t	Patterson	NYJ-CLE-ATL	2

# 2024 NATIONAL FOOTBALL LEAGUE

## NFC MOST YARDS FROM SCRIMMAGE

RANK	PLAYER	TEAM	POS	TOTAL			RUSHING			RECEIVING		
				YDS	PLAYS	AVG	YDS	ATT	AVG	YDS	ATT	AVG
1	Barkley	PHI	RB	2283	378	6.0	2005	345	5.8	278	33	8.4
2	Robinson	ATL	RB	1714	335	5.1	1286	276	4.7	428	59	7.3
3	Jacobs	GB	RB	1625	330	4.9	1285	295	4.4	340	35	9.7
4	Gibbs	DET	RB	1596	252	6.3	1156	209	5.5	440	43	10.2
5	Conner	ARI	RB	1508	283	5.3	1094	236	4.6	414	47	8.8
6	Kamara	NO	RB	1493	296	5.0	950	228	4.2	543	68	8.0
7	Jefferson	MIN	WR	1482	101	14.7	3	1	3.0	1479	100	14.8
8	K. Williams	LAR	RB	1481	350	4.2	1299	316	4.1	182	34	5.4
9	A. Jones	MIN	RB	1471	291	5.1	1093	245	4.5	378	46	8.2
10	*Irving	TB	RB	1430	233	6.1	1033	188	5.5	397	45	8.8
11	Hubbard	CAR	RB	1366	293	4.7	1195	250	4.8	171	43	4.0
12	Swift	CHI	RB	1280	275	4.7	894	233	3.8	386	42	9.2
13	Lamb	DAL	WR	1264	115	11.0	70	14	5.0	1194	101	11.8
14	Dowdle	DAL	RB	1244	250	5.0	1007	213	4.7	237	37	6.4
15	Smith-Njigba	SEA	WR	1143	100	11.4	22	4	5.5	1121	96	11.7
16	*Nabers	NYG	WR	1142	109	10.5	2	5	0.4	1140	104	11.0
17	St. Brown	DET	WR	1132	103	11.0	6	2	3.0	1126	101	11.1
18	Montgomery	DET	RB	1116	221	5.0	775	185	4.2	341	36	9.5
19	McBride	ARI	TE	1083	105	10.3	2	1	2.0	1081	104	10.4
20	D. London	ATL	WR	1081	91	11.9	-3	1	-3.0	1084	90	12.0
21	A. Brown	PHI	WR	1079	67	16.1	0	0	---	1079	67	16.1
22	*Tracy	NYG	RB	1057	214	4.9	780	178	4.4	277	36	7.7
23t	McLaurin	WAS	WR	1036	76	13.6	2	2	1.0	1034	74	14.0
23t	Nacua	LAR	WR	1036	90	11.5	46	11	4.2	990	79	12.5
25	White	TB	RB	1006	195	5.2	613	144	4.3	393	51	7.7
26	Mooney	ATL	WR	992	64	15.5	0	0	---	992	64	15.5
27	Reed	GB	WR	969	70	13.8	160	17	9.4	809	53	15.3
28	Kittle	SF	TE	967	68	14.2	0	0	---	967	68	14.2
29	Ja. Williams	DET	WR	953	56	17.0	63	9	7.0	890	47	18.9
30	D. Moore	CHI	WR	950	102	9.3	70	13	5.4	880	89	9.9
31	Robinson	WAS	RB	942	201	4.7	789	182	4.3	153	19	8.1
32	Metcalf	SEA	WR	939	63	14.9	0	0	---	939	63	14.9
33	Evans	TB	WR	915	65	14.1	0	0	---	915	65	14.1
34	Addison	MIN	WR	895	65	13.8	20	3	6.7	875	62	14.1
35	Mason	SF	RB	880	164	5.4	789	153	5.2	91	11	8.3
36	Walker	SEA	RB	872	199	4.4	573	153	3.7	299	46	6.5
37	*Daniels	WAS	QB	864	144	6.0	864	144	6.0	0	0	---
38	Jennings	SF	WR	856	63	13.6	0	0	---	856	63	13.6
39	D. Smith	PHI	WR	834	69	12.1	1	1	1.0	833	68	12.3
40	*Harrison	ARI	WR	822	57	14.4	0	0	---	822	57	14.4
41	Charbonnet	SEA	RB	818	163	5.0	510	121	4.2	308	42	7.3
42	Samuel	SF	WR	785	89	8.8	120	39	3.1	665	50	13.3
43	*Odunze	CHI	WR	731	55	13.3	15	3	5.0	716	52	13.8
44	Kupp	LAR	WR	720	69	10.4	10	2	5.0	710	67	10.6
45	Allen	CHI	WR	719	67	10.7	0	0	---	719	67	10.7
46	Ekeler	WAS	RB	701	107	6.6	355	74	4.8	346	33	10.5
47	McCloud	ATL	WR	699	68	10.3	79	10	7.9	620	58	10.7
48	Kraft	GB	TE	677	49	13.8	6	3	2.0	671	46	14.6
49	Robinson	NYG	WR	674	86	7.8	18	3	6.0	656	83	7.9
50	Allgeier	ATL	RB	663	139	4.8	592	128	4.6	71	11	6.5

# 2024 NATIONAL FOOTBALL LEAGUE

## NFC LEADERS IN FIRST DOWNS

RANK	PLAYER	TEAM	POS	TOTAL	RUSH	REC
1	Barkley	PHI	RB	94	82	12
2	K. Williams	LAR	RB	91	85	6
3	Robinson	ATL	RB	87	67	20
4t	Conner	ARI	RB	83	66	17
4t	Jacobs	GB	RB	83	68	15
6	Gibbs	DET	RB	79	57	22
7	Hubbard	CAR	RB	72	62	10
8	Kamara	NO	RB	70	52	18
9t	*Irving	TB	RB	66	50	16
9t	A. Jones	MIN	RB	66	48	18
9t	Montgomery	DET	RB	66	50	16
12	St. Brown	DET	WR	63	1	62
13	Hurts	PHI	QB	62	62	0
14t	Dowdle	DAL	RB	61	49	12
14t	Jefferson	MIN	WR	61	0	61
16	D. London	ATL	WR	60	0	60
17t	Lamb	DAL	WR	58	4	54
17t	McBride	ARI	TE	58	1	57
19	Smith-Njigba	SEA	WR	56	1	55
20	*Nabers	NYG	WR	54	1	53
21t	*Daniels	WAS	QB	53	53	0
21t	White	TB	RB	53	35	18
23	McLaurin	WAS	WR	52	0	52
24t	A. Brown	PHI	WR	51	0	51
24t	Robinson	WAS	RB	51	47	4
24t	Swift	CHI	RB	51	39	12
27	*Tracy	NYG	RB	50	37	13
28t	Evans	TB	WR	49	0	49
28t	Nacua	LAR	WR	49	2	47
30	Mooney	ATL	WR	48	0	48
31	Walker	SEA	RB	47	28	19
32	Kittle	SF	TE	44	0	44
33t	Jennings	SF	WR	43	0	43
33t	Mason	SF	RB	43	37	6
35	D. Smith	PHI	WR	42	0	42
36t	Allen	CHI	WR	41	0	41
36t	Allgeier	ATL	RB	41	39	2
38t	Addison	MIN	WR	40	1	39
38t	*Harrison	ARI	WR	40	0	40
38t	D. Moore	CHI	WR	40	3	37
38t	Ja. Williams	DET	WR	40	4	36
42t	Charbonnet	SEA	RB	37	30	7
42t	*Odunze	CHI	WR	37	1	36
44	Robinson	NYG	WR	36	1	35
45	Ertz	WAS	TE	35	0	35
46t	Lockett	SEA	WR	34	0	34
46t	Reed	GB	WR	34	7	27
48t	Doubs	GB	WR	33	0	33
48t	Godwin	TB	WR	33	1	32
48t	Metcalf	SEA	WR	33	0	33



# 2024 NATIONAL FOOTBALL LEAGUE

## NFC PUNTING YARDS LEADERS

RANK	PLAYER	TEAM	POS	PUNTS	YARDS	LONG	AVG	TB	BLK	DWN	OB	RETURNS		IN20	NET AVG
												TOT	YDS		
1	Fox	DET	P	43	2193	68	51.0	4	0	5	1	19	123	21	46.3
2	Gillikin	ARI	P	38	1887	63	49.7	1	0	6	2	16	183	19	44.3
3	Dickson	SEA	P	72	3528	68	49.0	8	0	7	7	29	254	30	43.3
4	Mann	PHI	P	51	2493	70	48.9	7	1	8	6	22	154	18	42.3
5	Anger	DAL	P	58	2807	62	48.4	3	0	5	1	30	318	23	41.9
6	*T. Taylor	CHI	P	76	3657	68	48.1	3	0	8	5	40	406	32	42.0
7	Pinion	ATL	P	47	2209	65	47.0	4	0	4	3	22	305	14	38.8
8	Way	WAS	P	45	2105	74	46.8	2	0	6	5	23	147	19	42.6
9t	Whelan	GB	P	53	2449	74	46.2	4	0	7	6	19	135	22	42.2
9t	R. Wright	MIN	P	53	2449	66	46.2	5	1	5	8	25	168	27	40.4
11	Evans	LAR	P	53	2427	68	45.8	2	0	10	11	21	181	29	41.6
12	Hekker	CAR	P	70	3183	65	45.5	3	1	19	4	25	169	22	41.6
13	*Hayball	NO	P	72	3172	64	44.1	3	0	9	7	27	213	39	40.3
14	Gillan	NYG	P	53	2328	67	43.9	2	0	5	7	17	135	26	40.6

# 2024 NATIONAL FOOTBALL LEAGUE

## NFC NET PUNTING YARDS LEADERS

RANK	PLAYER	TEAM	POS	PUNTS	YARDS	LONG	AVG	TB	BLK	DWN	OB	RETURNS		IN20	NET AVG
												TOT	YDS		
1	Fox	DET	P	43	2193	68	51.0	4	0	5	1	19	123	21	46.3
2	Gillikin	ARI	P	38	1887	63	49.7	1	0	6	2	16	183	19	44.3
3	Dickson	SEA	P	72	3528	68	49.0	8	0	7	7	29	254	30	43.3
4	Way	WAS	P	45	2105	74	46.8	2	0	6	5	23	147	19	42.6
5	Mann	PHI	P	51	2493	70	48.9	7	1	8	6	22	154	18	42.3
6	Whelan	GB	P	53	2449	74	46.2	4	0	7	6	19	135	22	42.2
7	*T. Taylor	CHI	P	76	3657	68	48.1	3	0	8	5	40	406	32	42.0
8	Anger	DAL	P	58	2807	62	48.4	3	0	5	1	30	318	23	41.9
9	Evans	LAR	P	53	2427	68	45.8	2	0	10	11	21	181	29	41.6
10	Hekker	CAR	P	70	3183	65	45.5	3	1	19	4	25	169	22	41.6
11	Gillan	NYG	P	53	2328	67	43.9	2	0	5	7	17	135	26	40.6
12	R. Wright	MIN	P	53	2449	66	46.2	5	1	5	8	25	168	27	40.4
13	*Hayball	NO	P	72	3172	64	44.1	3	0	9	7	27	213	39	40.3
14	Pinion	ATL	P	47	2209	65	47.0	4	0	4	3	22	305	14	38.8

# 2024 NATIONAL FOOTBALL LEAGUE

---

## NFC PUNT RETURN LEADERS

RANK	PLAYER	TEAM	POS	RET	FC	YDS	AVG	LONG	TD
1	Raymond	DET	WR	27	9	390	14.4	90t	1
2	*DeJean	PHI	CB	21	21	211	10.0	31	0
3	Darden	CLE-SEA	WR	31	11	292	9.4	28	0
4	Dortch	ARI	WR	19	3	178	9.4	27	0
5	Williams	ATL	RB	19	17	176	9.3	28	0
6	*Cowing	SF	WR	27	8	230	8.5	30	0
7	Smith-Marsette	NYG	WR	27	17	203	7.5	22	0
8	Powell	MIN	WR	21	16	152	7.2	15	0

# 2024 NATIONAL FOOTBALL LEAGUE

---

## NFC KICKOFF RETURN LEADERS

RANK	PLAYER	TEAM	POS	RET	YDS	AVG	LONG	TD
1	Turpin	DAL	WR	26	874	33.6	99t	1
2	Ekeler	WAS	RB	19	594	31.3	62	0
3	Gray	NYG	RB	21	554	26.4	37	0
4	Blackshear	CAR	RB	31	791	25.5	43	0



# 2024 NATIONAL FOOTBALL LEAGUE

## NFC INTERCEPTION LEADERS

RANK	PLAYER	TEAM	POS	INT	YARDS	AVG	LONG	TD
1t	K. Joseph	DET	SAF	7	60	8.6	33	1
1t	McKinney	GB	SAF	7	111	15.9	48	0
3t	Gardner-Johnson	PHI	SAF	6	116	19.3	69t	1
3t	B. Murphy	MIN	CB	6	2	0.3	2	0
5t	Bates	ATL	SS	4	55	13.8	55t	1
5t	Blankenship	PHI	SAF	4	29	7.3	28	0
5t	Branch	DET	SAF	4	48	12.0	47	0
5t	*Kinchens	LAR	SAF	4	123	30.8	103t	1
5t	*McCollough	LAR	DB	4	6	1.5	4t	1
10t	Adebo	NO	CB	3	68	22.7	47	0
10t	Bryant	SEA	CB	3	87	29.0	69t	1
10t	Bynum	MIN	SS	3	3	1.0	3	0
10t	Mathieu	NO	FS	3	29	9.7	23	0
10t	Woods	CAR	FS	3	70	23.3	33	0
10t	Woolen	SEA	CB	3	11	3.7	7	0
16t	Alexander	GB	CB	2	52	26.0	35t	1
16t	Davis	DET	CB	2	0	0.0	0	0
16t	Diggs	DAL	CB	2	1	0.5	1	0
16t	Griffin	MIN	CB	2	28	14.0	28	0
16t	Grugier-Hill	MIN	OLB	2	5	2.5	5	0
16t	Hooker	DAL	FS	2	20	10.0	21	0
16t	J. Johnson	CHI	CB	2	11	5.5	9	0
16t	Kendricks	DAL	MLB	2	15	7.5	8	0
16t	Lenoir	SF	CB	2	33	16.5	33	0
16t	Love	SEA	FS	2	26	13.0	26	0
16t	McCollum	TB	CB	2	4	2.0	4	0
16t	Metellus	MIN	SAF	2	16	8.0	12	0
16t	Mukuamu	DAL	SAF	2	20	10.0	15	0
16t	Murphy-Bunting	ARI	CB	2	2	1.0	2	0
16t	*Sainristil	WAS	CB	2	38	19.0	38	0
16t	Simmons	ATL	FS	2	0	0.0	0	0
16t	Smith	MIN	FS	2	0	0.0	0	0
16t	*Smith	TB	SAF	2	0	0.0	0	0
16t	Stevenson	CHI	CB	2	43	21.5	43t	1
16t	Terrell	ATL	CB	2	1	0.5	1	0
16t	Valentine	GB	DB	2	51	25.5	31	0
16t	Van Ginkel	MIN	OLB	2	73	36.5	63t	2
16t	Warner	SF	MLB	2	70	35.0	45t	1
16t	G. Williams	ARI	CB	2	0	0.0	0	0
40t	Abram	NO	DB	1	30	30.0	30	0
40t	Andersen	ATL	LB	1	47	47.0	47t	1
40t	Anderson	GB	SAF	1	18	18.0	18	0
40t	Baun	PHI	LB	1	0	0.0	0	0
40t	Belton	NYG	SAF	1	0	0.0	0	0
40t	Blackwell	CHI	CB	1	10	10.0	10	0
40t	Bosa	SF	DE	1	30	30.0	30	0
40t	Brisker	CHI	SAF	1	0	0.0	0	0
40t	J. Brown	SF	SAF	1	0	0.0	0	0
40t	Byard	CHI	FS	1	0	0.0	0	0
40t	Chinn	WAS	SAF	1	0	0.0	0	0
40t	*Cooper	GB	LB	1	22	22.0	22	0
40t	David	TB	OLB	1	7	7.0	7	0
40t	Davis	NO	OLB	1	0	0.0	0	0
40t	Ka. Davis	SF	DT	1	2	2.0	2	0
40t	Dean	TB	DB	1	0	0.0	0	0

# 2024 NATIONAL FOOTBALL LEAGUE

## NFC INTERCEPTION LEADERS

RANK	PLAYER	TEAM	POS	INT	YARDS	AVG	LONG	TD
40t	Dean	PHI	LB	1	0	0.0	0	0
40t	Durant	LAR	CB	1	0	0.0	0	0
40t	Edmunds	CHI	MLB	1	0	0.0	0	0
40t	Edwards	CHI	LB	1	0	0.0	0	0
40t	Elliss	ATL	LB	1	12	12.0	12	0
40t	Flannigan-Fowles	SF	LB	1	0	0.0	0	0
40t	Flott	NYG	CB	1	26	26.0	26	0
40t	Forbes	WAS-LAR	CB	1	19	19.0	19	0
40t	Fowler	WAS	LB	1	67	67.0	67t	1
40t	Gardeck	ARI	LB	1	10	10.0	10	0
40t	Gilmore	MIN	CB	1	0	0.0	0	0
40t	Golston	DAL	DE	1	18	18.0	18	0
40t	*Green	SF	CB	1	20	20.0	20	0
40t	Hankins	SEA	DT	1	0	0.0	0	0
40t	Harris	NO	DB	1	7	7.0	7	0
40t	Hawkins	NYG	CB	1	0	0.0	0	0
40t	Horn	CAR	CB	1	0	0.0	0	0
40t	Howden	NO	SAF	1	-5	-5.0	-5	0
40t	Izien	TB	SAF	1	17	17.0	17	0
40t	M. Jackson	CAR	CB	1	1	1.0	1	0
40t	Th. Jackson	MIN	DB	1	3	3.0	3	0
40t	Jean-Charles	NO	CB	1	0	0.0	0	0
40t	Jewell	CAR	ILB	1	0	0.0	0	0
40t	Jobe	SEA	CB	1	33	33.0	33	0
40t	J. Johnson	LAR	SS	1	0	0.0	0	0
40t	E. Jones	TEN-SEA	LB	1	12	12.0	12	0
40t	Jordan	NO	DE	1	0	0.0	0	0
40t	Judon	ATL	OLB	1	27	27.0	27t	1
40t	Lewis	DAL	CB	1	0	0.0	0	0
40t	Luvu	WAS	LB	1	0	0.0	0	0
40t	Martin	WAS	CB	1	29	29.0	29	0
40t	*Muasau	NYG	LB	1	1	1.0	1	0
40t	*Mustapha	SF	SAF	1	1	1.0	1	0
40t	Nixon	GB	DB	1	16	16.0	16	0
40t	Nowaske	DET	LB	1	8	8.0	8	0
40t	Oruwariye	DAL	CB	1	0	0.0	0	0
40t	Overshown	DAL	LB	1	23	23.0	23t	1
40t	Owens	CHI	DB	1	0	0.0	0	0
40t	*A. Phillips	NYG	DB	1	25	25.0	25	0
40t	Phillips	ATL	CB	1	45	45.0	45	0
40t	*Richardson	CAR	SAF	1	3	3.0	3	0
40t	Rozeboom	LAR	LB	1	16	16.0	16	0
40t	Saunders	NO	DT	1	37	37.0	37	0
40t	Smith	CHI	CB	1	23	23.0	23	0
40t	*Smith-Wade	CAR	CB	1	3	3.0	3	0
40t	*Turner	MIN	LB	1	4	4.0	4	0
40t	White	ARI	OLB	1	0	0.0	0	0
40t	D. Williams	LAR	DB	1	0	0.0	0	0
40t	*Williams	GB	SAF	1	1	1.0	1	0
40t	L. Williams	SEA	DE	1	92	92.0	92t	1
40t	Wilson	DAL	DB	1	0	0.0	0	0
40t	Er. Wilson	GB	LB	1	0	0.0	0	0
40t	Ma. Wilson	ARI	LB	1	0	0.0	0	0
40t	Witherspoon	LAR	CB	1	0	0.0	0	0
40t	Yiadam	SF	CB	1	11	11.0	11	0

# 2024 NATIONAL FOOTBALL LEAGUE

## NFC SACK LEADERS

RANK	PLAYER	TEAM	POS	SACKS
1	Van Ginkel	MIN	OLB	11.5
2	Greenard	MIN	LB	11.0
3	Fowler	WAS	LB	10.5
4	Parsons	DAL	LB	9.5
5t	Lawrence	NYG	DT	9.0
5t	L. Williams	SEA	DE	9.0
7	Floyd	SF	DE	8.5
8t	Burns	NYG	LB	8.0
8t	*Fiske	LAR	DT	8.0
8t	D. Hall	SEA	LB	8.0
8t	Luvu	WAS	LB	8.0
8t	Z. Smith	CLE-DET	DE	8.0
8t	Sweat	PHI	LB	8.0
8t	Turner	LAR	DT	8.0
15t	Bresee	NO	DT	7.5
15t	Hutchinson	DET	DE	7.5
15t	Kancey	TB	DT	7.5
18t	Bosa	SF	DE	7.0
18t	P. Jones	MIN	LB	7.0
18t	Young	LAR	LB	7.0
21t	Gary	GB	DE	6.5
21t	N. Smith	PHI	LB	6.5
23t	Ebiketie	ATL	LB	6.0
23t	Mafe	SEA	LB	6.0
23t	Ojulari	NYG	LB	6.0
23t	Vea	TB	DT	6.0
27t	David	TB	OLB	5.5
27t	Granderson	NO	DE	5.5
27t	L. Hall	TB	DE	5.5
27t	Judon	ATL	OLB	5.5
27t	A. Robinson	CAR	DT	5.5
27t	Sweat	CHI	DE	5.5
27t	C. Young	NO	DE	5.5
34t	Armstrong	WAS	DE	5.0
34t	Collins	SF	DT	5.0
34t	Dexter	CHI	DT	5.0
34t	Elliss	ATL	LB	5.0
34t	Lawson	DAL	DE-LB	5.0
34t	Overshown	DAL	LB	5.0
34t	Williams	PHI	DT	5.0
34t	Wyatt	GB	DT	5.0
42t	Carter	PHI	DT	4.5
42t	Cashman	MIN	LB	4.5
42t	Clowney	CAR	OLB	4.5
42t	Enagbare	GB	DE	4.5
42t	Ja. Reed	SEA	DT	4.5
42t	Stills	ARI	DT	4.5
42t	*Verse	LAR	LB	4.5
49t	Collins	ARI	LB	4.0
49t	Cox	GB	DE	4.0
49t	Golston	DAL	DE	4.0
49t	Gross-Matos	SF	DE	4.0
49t	D. Jones	SEA	DE	4.0
49t	Jordan	NO	DE	4.0
49t	Nelson	TB	LB	4.0

# 2024 NATIONAL FOOTBALL LEAGUE

---

## NFC SACK LEADERS

RANK	PLAYER	TEAM	POS	SACKS
49t	Odighizuwa	DAL	DT	4.0
49t	Payne	WAS	NT	4.0
49t	Taylor	NO	CB	4.0
49t	Thibodeaux	NYG	LB	4.0
49t	Wonnum	CAR	LB	4.0



# 2024 NATIONAL FOOTBALL LEAGUE

## NFC LEADERS IN FUMBLE RECOVERIES

RANK	PLAYER	TEAM	POS	TOTAL	OWN TEAM	OPP TEAM
1	Mayfield	TB	QB	8	8	0
2	G. Smith	SEA	QB	6	6	0
3	Rush	DAL	QB	5	5	0
4	Robinson	ATL	RB	4	4	0
5t	K. Brooks	GB	DT	3	1	2
5t	Carr	NO	QB	3	3	0
5t	*DeJean	PHI	CB	3	0	3
5t	Gordon	CHI	CB	3	0	3
5t	*Irving	TB	RB	3	3	0
5t	Mason	SF	RB	3	3	0
5t	K. Murray	ARI	QB	3	3	0
5t	Stafford	LAR	QB	3	3	0
5t	Walker	SEA	RB	3	3	0
5t	*Ca. Williams	CHI	QB	3	3	0
15t	Allegretti	WAS	OG	2	2	0
15t	Barkley	PHI	RB	2	2	0
15t	Blackshear	CAR	RB	2	2	0
15t	Byard	CHI	FS	2	0	2
15t	Bynum	MIN	SS	2	0	2
15t	Chinn	WAS	SAF	2	0	2
15t	Clark	GB	NT	2	0	2
15t	Collins	SF	DT	2	0	2
15t	Cousins	ATL	QB	2	2	0
15t	Dalman	ATL	C	2	2	0
15t	Dalton	CAR	QB	2	2	0
15t	Darnold	MIN	QB	2	2	0
15t	Davidson	NYG	DT	2	0	2
15t	Davis	DET	CB	2	0	2
15t	Dean	PHI	LB	2	0	2
15t	Dexter	CHI	DT	2	0	2
15t	*Fiske	LAR	DT	2	0	2
15t	Gay	NO	LB	2	0	2
15t	Goff	DET	QB	2	2	0
15t	Hicks	CHI	SAF	2	0	2
15t	Hurts	PHI	QB	2	2	0
15t	Jenkins	CHI	OT	2	2	0
15t	Jewell	CAR	ILB	2	0	2
15t	Love	GB	QB	2	2	0
15t	Luvu	WAS	LB	2	0	2
15t	McBride	ARI	TE	2	2	0
15t	McNichols	WAS	RB	2	2	0
15t	Melton	GB	WR	2	1	1
15t	Montgomery	DET	RB	2	2	0
15t	Okereke	NYG	ILB	2	0	2
15t	Otton	TB	TE	2	2	0
15t	Powell	MIN	WR	2	2	0
15t	Prescott	DAL	QB	2	2	0
15t	N. Smith	PHI	LB	2	0	2
15t	Tolbert	DAL	WR	2	2	0
15t	Tuttle	CAR	DT	2	0	2
15t	*Verse	LAR	LB	2	0	2
15t	Wagner	WAS	MLB	2	0	2
15t	Walker	WAS	LB	2	1	1
15t	Wyatt	GB	DT	2	0	2
15t	Yiadom	SF	CB	2	1	1

# 2024 NATIONAL FOOTBALL LEAGUE

---

## NFC LEADERS IN FUMBLE RECOVERIES

RANK	PLAYER	TEAM	POS	TOTAL	OWN TEAM	OPP TEAM
15t	Zaccheaus	WAS	WR	2	2	0
15t	Zeitler	DET	OG	2	2	0

# 2024 NATIONAL FOOTBALL LEAGUE

## NFC LEADERS IN RECOVERIES OF FUMBLES BY OWN TEAM

RANK	PLAYER	TEAM	POS	REC	YARDS	AVG	LONG	TD
1	Mayfield	TB	QB	8	0	0.0	0t	0
2	G. Smith	SEA	QB	6	0	0.0	0t	0
3	Rush	DAL	QB	5	0	0.0	0t	0
4	Robinson	ATL	RB	4	0	0.0	0t	0
5t	Carr	NO	QB	3	0	0.0	0t	0
5t	*Irving	TB	RB	3	0	0.0	0t	0
5t	Mason	SF	RB	3	-2	-0.7	0t	0
5t	K. Murray	ARI	QB	3	0	0.0	0t	0
5t	Stafford	LAR	QB	3	0	0.0	0t	0
5t	Walker	SEA	RB	3	-3	-1.0	0t	0
5t	*Ca. Williams	CHI	QB	3	0	0.0	0t	0
12t	Allegretti	WAS	OG	2	0	0.0	0t	0
12t	Barkley	PHI	RB	2	0	0.0	0t	0
12t	Blackshear	CAR	RB	2	0	0.0	0t	0
12t	Cousins	ATL	QB	2	0	0.0	0t	0
12t	Dalman	ATL	C	2	0	0.0	0t	0
12t	Dalton	CAR	QB	2	0	0.0	0t	0
12t	Darnold	MIN	QB	2	0	0.0	0t	0
12t	Goff	DET	QB	2	0	0.0	0t	0
12t	Hurts	PHI	QB	2	0	0.0	0t	0
12t	Jenkins	CHI	OT	2	0	0.0	0t	0
12t	Love	GB	QB	2	0	0.0	0t	0
12t	McBride	ARI	TE	2	0	0.0	0t	1
12t	McNichols	WAS	RB	2	0	0.0	0t	0
12t	Montgomery	DET	RB	2	0	0.0	0t	0
12t	Otton	TB	TE	2	0	0.0	0t	0
12t	Powell	MIN	WR	2	7	3.5	7	0
12t	Prescott	DAL	QB	2	0	0.0	0t	0
12t	Tolbert	DAL	WR	2	0	0.0	0t	0
12t	Zaccheaus	WAS	WR	2	0	0.0	0t	0
12t	Zeitler	DET	OG	2	0	0.0	0t	0

# 2024 NATIONAL FOOTBALL LEAGUE

## NFC LEADERS IN RECOVERIES OF FUMBLES BY OPPOSING TEAM

RANK	PLAYER	TEAM	POS	REC	YARDS	AVG	LONG	TD
1t	*DeJean	PHI	CB	3	0	0.0	0t	0
1t	Gordon	CHI	CB	3	0	0.0	0t	0
3t	K. Brooks	GB	DT	2	0	0.0	0t	0
3t	Byard	CHI	FS	2	0	0.0	0t	0
3t	Bynum	MIN	SS	2	0	0.0	0t	0
3t	Chinn	WAS	SAF	2	0	0.0	0t	0
3t	Clark	GB	NT	2	0	0.0	0t	0
3t	Collins	SF	DT	2	0	0.0	0t	0
3t	Davidson	NYG	DT	2	0	0.0	0t	0
3t	Davis	DET	CB	2	49	24.5	49	0
3t	Dean	PHI	LB	2	0	0.0	0t	0
3t	Dexter	CHI	DT	2	0	0.0	0t	0
3t	*Fiske	LAR	DT	2	8	4.0	8	0
3t	Gay	NO	LB	2	4	2.0	4	0
3t	Hicks	CHI	SAF	2	28	14.0	19	0
3t	Jewell	CAR	ILB	2	0	0.0	0t	0
3t	Luvu	WAS	LB	2	5	2.5	5	0
3t	Okereke	NYG	ILB	2	1	0.5	1	0
3t	N. Smith	PHI	LB	2	0	0.0	0t	0
3t	Tuttle	CAR	DT	2	0	0.0	0t	0
3t	*Verse	LAR	LB	2	0	0.0	0t	0
3t	Wagner	WAS	MLB	2	0	0.0	0t	0
3t	Wyatt	GB	DT	2	0	0.0	0t	0



# 2024 NATIONAL FOOTBALL LEAGUE

## NFL LEADING PASSERS

RANK	PLAYER	TEAM	ATT	COMP	COMP%	YDS	YPA	TD	TD%	LONG	INT	INT%	RATING
1	L. Jackson	BAL	442	300	67.9%	3955	8.95	39	8.8%	84t	4	0.9%	121.6
2	Goff	DET	472	337	71.4%	4095	8.68	33	7.0%	82t	10	2.1%	112.2
3	Burrow	CIN	606	423	69.8%	4641	7.66	42	6.9%	70t	8	1.3%	109.8
4	Mayfield	TB	538	386	71.7%	4279	7.95	39	7.2%	57t	15	2.8%	107.6
5	Darnold	MIN	504	343	68.1%	4153	8.24	35	6.9%	97t	12	2.4%	106.4
6	Hurts	PHI	361	248	68.7%	2903	8.04	18	5.0%	67t	5	1.4%	103.7
7	Allen	BUF	483	307	63.6%	3731	7.72	28	5.8%	64	6	1.2%	101.4
8	Tagovailoa	MIA	399	291	72.9%	2867	7.19	19	4.8%	80t	7	1.8%	101.4
9	*Daniels	WAS	468	325	69.4%	3530	7.54	25	5.3%	86t	9	1.9%	101.2
10	Herbert	LAC	468	304	65.0%	3524	7.53	21	4.5%	66t	3	0.6%	99.9
11	Ru. Wilson	PIT	305	197	64.6%	2334	7.65	15	4.9%	46	5	1.6%	97.4
12	Love	GB	413	261	63.2%	3320	8.04	25	6.1%	70t	11	2.7%	97.3
13	Purdy	SF	420	273	65.0%	3487	8.30	17	4.0%	76t	10	2.4%	94.4
14	Stafford	LAR	517	340	65.8%	3762	7.28	20	3.9%	69t	8	1.5%	93.7
15	Mahomes	KC	581	392	67.5%	3928	6.76	26	4.5%	54t	11	1.9%	93.5
16	K. Murray	ARI	506	347	68.6%	3609	7.13	17	3.4%	60t	11	2.2%	91.1
17	G. Smith	SEA	551	387	70.2%	4097	7.44	17	3.1%	71t	15	2.7%	90.5
18	*Nix	DEN	538	350	65.1%	3454	6.42	25	4.6%	93t	12	2.2%	89.2
19	Rodgers	NYJ	548	345	63.0%	3623	6.61	24	4.4%	71t	10	1.8%	89.1
20	Cousins	ATL	453	303	66.9%	3508	7.74	18	4.0%	60	16	3.5%	88.6
21	*Maye	NE	337	225	66.8%	2276	6.75	15	4.5%	40t	10	3.0%	88.3
22	*Ca. Williams	CHI	533	330	61.9%	3393	6.37	19	3.6%	47	6	1.1%	87.4
23	Stroud	HOU	526	330	62.7%	3677	6.99	19	3.6%	67t	12	2.3%	86.0
24	Rush	DAL	308	187	60.7%	1844	5.99	12	3.9%	64t	5	1.6%	83.8
25	Minshev	LV	306	203	66.3%	2013	6.58	9	2.9%	57t	10	3.3%	81.0
26	Winston	CLE	296	181	61.1%	2121	7.17	13	4.4%	89t	12	4.1%	80.6
27	D. Jones	NYG-MIN	341	216	63.3%	2070	6.07	8	2.3%	43	7	2.1%	79.4
28	Young	CAR	350	209	59.7%	2152	6.15	12	3.4%	83t	9	2.6%	78.2

# 2024 NATIONAL FOOTBALL LEAGUE

## NFL LEADING PASSERS, RANKS

PLAYER	TEAM	ATT	COMP	COMP%	YDS	YPA	TD	TD%	INT	INT%	RATING
L. Jackson	BAL	17	17	10	6	1	2t	1	2	2	1
Goff	DET	13	10	3	5	2	5	3	14t	15	2
Burrow	CIN	1	1	5	1	10	1	5	10t	5	3
Mayfield	TB	5t	4	2	2	7	2t	2	26t	24	4
Darnold	MIN	11	8	9	3	4	4	4	22t	19t	5
Hurts	PHI	21	21	7	20	5	17t	9	3t	6	6
Allen	BUF	12	14	20	9	9	6	7	6t	4	7
Tagovailoa	MIA	20	18	1	21	16	14t	11	8t	10	8
*Daniels	WAS	14t	13	6	13	12	8t	8	12t	13	9
Herbert	LAC	14t	15	18	14	13	12	13	1	1	10
Ru. Wilson	PIT	27	26	19	22	11	22t	10	3t	9	11
Love	GB	19	20	22	19	6	8t	6	19t	22	12
Purdy	SF	18	19	17	16	3	19t	18	14t	19t	13
Stafford	LAR	9	9	15	8	15	13	21	10t	7	14
Mahomes	KC	2	2	11	7	20	7	14	19t	12	15
K. Murray	ARI	10	6	8	12	18	19t	25	19t	16	16
G. Smith	SEA	3	3	4	4	14	19t	26	26t	23	17
*Nix	DEN	5t	5	16	17	24	8t	12	22t	17	18
Rodgers	NYJ	4	7	23	11	22	11	17	14t	11	19
Cousins	ATL	16	16	12	15	8	17t	19	28	27	20
*Maye	NE	24	22	13	23	21	22t	15	14t	25	21
*Ca. Williams	CHI	7	11t	25	18	25	14t	23	6t	3	22
Stroud	HOU	8	11t	24	10	19	14t	22	22t	18	23
Rush	DAL	25	28	27	32	28	26t	20	3t	8	24
Minshew	LV	26	25	14	29	23	32t	27	14t	26	25
Winston	CLE	28	30t	26	26	17	25	16	22t	28	26
D. Jones	NYG-MIN	23	23	21	27	27	34t	28	8t	14	27
Young	CAR	22	24	28	24	26	26t	24	12t	21	28

# 2024 NATIONAL FOOTBALL LEAGUE

## NFL FOURTH-QUARTER PASSING LEADERS

RANK	PLAYER	TEAM	ATT	COMP	COMP%	YDS	YPA	TD	TD%	INT	INT%	RATING
1	L. Jackson	BAL	116	74	63.8%	996	8.59	11	9.5%	2	1.7%	115.4
2	*Daniels	WAS	135	96	71.1%	1111	8.23	11	8.1%	3	2.2%	113.5
3	Mayfield	TB	135	96	71.1%	1009	7.47	11	8.1%	2	1.5%	113.5
4	Flacco	IND	60	39	65.0%	559	9.32	7	11.7%	3	5.0%	113.1
5	Love	GB	104	65	62.5%	968	9.31	6	5.8%	1	1.0%	108.2
6	Fields	PIT	40	23	57.5%	302	7.55	3	7.5%	0	0.0%	106.5
7	Stafford	LAR	143	98	68.5%	1079	7.55	8	5.6%	1	0.7%	106.4
8	Burrow	CIN	152	100	65.8%	1313	8.64	12	7.9%	5	3.3%	105.5
9	Hurts	PHI	74	54	73.0%	674	9.11	3	4.1%	2	2.7%	103.1
10	Mahomes	KC	116	78	67.2%	791	6.82	6	5.2%	1	0.9%	100.2
11	*Nix	DEN	134	92	68.7%	960	7.16	9	6.7%	4	3.0%	99.1
12	Goff	DET	124	81	65.3%	900	7.26	7	5.6%	2	1.6%	98.9
13	Allen	BUF	94	55	58.5%	679	7.22	5	5.3%	0	0.0%	98.7
14	Darnold	MIN	105	63	60.0%	884	8.42	6	5.7%	2	1.9%	98.3
15	Tagovailoa	MIA	95	69	72.6%	633	6.66	4	4.2%	2	2.1%	95.6
16	*Ca. Williams	CHI	168	107	63.7%	1020	6.07	9	5.4%	2	1.2%	93.4
17	Carr	NO	63	38	60.3%	405	6.43	5	7.9%	2	3.2%	92.4
18	*Maye	NE	113	70	61.9%	764	6.76	7	6.2%	3	2.7%	91.5
19	O'Connell	LV	78	51	65.4%	511	6.55	4	5.1%	2	2.6%	90.3
20	Rodgers	NYJ	159	103	64.8%	1063	6.69	5	3.1%	2	1.3%	89.2
21	Ru. Wilson	PIT	70	42	60.0%	499	7.13	4	5.7%	2	2.9%	88.9
22	Herbert	LAC	96	52	54.2%	628	6.54	4	4.2%	0	0.0%	88.4
23	M. Jones	JAX	78	53	67.9%	527	6.76	4	5.1%	3	3.8%	87.9
24	Rudolph	TEN	67	45	67.2%	452	6.75	4	6.0%	3	4.5%	87.4
25	Purdy	SF	106	74	69.8%	868	8.19	4	3.8%	5	4.7%	87.3
26	D. Watson	CLE	58	39	67.2%	335	5.78	2	3.4%	1	1.7%	86.5
27	Prescott	DAL	75	41	54.7%	486	6.48	6	8.0%	3	4.0%	84.6
28	Minshew	LV	102	69	67.6%	679	6.66	4	3.9%	4	3.9%	82.9
29	G. Smith	SEA	159	110	69.2%	1033	6.50	5	3.1%	6	3.8%	81.6
30	Stroud	HOU	113	67	59.3%	696	6.16	3	2.7%	2	1.8%	78.6
31	Ridder	ARI-LV	64	41	64.1%	384	6.00	2	3.1%	2	3.1%	77.9
32	Lock	NYG	69	39	56.5%	491	7.12	1	1.4%	1	1.4%	77.6
33	Lawrence	JAX	83	46	55.4%	515	6.20	3	3.6%	2	2.4%	76.1
34	K. Murray	ARI	142	95	66.9%	998	7.03	1	0.7%	5	3.5%	74.8
35	Winston	CLE	103	64	62.1%	701	6.81	5	4.9%	6	5.8%	74.1
36	Brissett	NE	52	29	55.8%	306	5.88	0	0.0%	0	0.0%	73.1
37	Young	CAR	120	71	59.2%	660	5.50	3	2.5%	3	2.5%	72.2
38	Rush	DAL	93	52	55.9%	424	4.56	2	2.2%	1	1.1%	70.4
39	Richardson	IND	95	47	49.5%	664	6.99	4	4.2%	4	4.2%	68.9
40	D. Jones	NYG-MIN	119	68	57.1%	606	5.09	2	1.7%	4	3.4%	62.5
41	Cousins	ATL	119	73	61.3%	737	6.19	2	1.7%	8	6.7%	56.6
42	Levis	TEN	86	43	50.0%	400	4.65	3	3.5%	5	5.8%	50.5
43	*Rattler	NO	74	38	51.4%	302	4.08	1	1.4%	4	5.4%	43.9
44	Thompson-Robinson	CLE	59	31	52.5%	212	3.59	0	0.0%	4	6.8%	32.6

# 2024 NATIONAL FOOTBALL LEAGUE

## NFL THIRD-DOWN PASSING LEADERS

RANK	PLAYER	TEAM	ATT	COMP	COMP%	YDS	YPA	TD	TD%	INT	INT%	RATING
1	Goff	DET	111	74	66.7%	935	8.42	11	9.9%	0	0.0%	125.8
2	L. Jackson	BAL	110	69	62.7%	912	8.29	11	10.0%	0	0.0%	122.2
3	Burrow	CIN	143	92	64.3%	1089	7.62	13	9.1%	2	1.4%	111.9
4	Mahomes	KC	143	93	65.0%	1076	7.52	11	7.7%	1	0.7%	110.4
5	Carr	NO	79	51	64.6%	639	8.09	6	7.6%	1	1.3%	109.6
6	Mayfield	TB	130	87	66.9%	1086	8.35	11	8.5%	5	3.8%	104.8
7	*Daniels	WAS	121	74	61.2%	889	7.35	10	8.3%	2	1.7%	104.3
8	Herbert	LAC	123	72	58.5%	824	6.70	8	6.5%	0	0.0%	100.5
9	Allen	BUF	125	67	53.6%	943	7.54	10	8.0%	2	1.6%	98.2
10	Ru. Wilson	PIT	92	56	60.9%	796	8.65	6	6.5%	3	3.3%	97.0
11	Purdy	SF	115	68	59.1%	801	6.97	8	7.0%	2	1.7%	96.3
12	Cousins	ATL	116	73	62.9%	858	7.40	5	4.3%	1	0.9%	96.1
13	Winston	CLE	80	49	61.3%	583	7.29	4	5.0%	1	1.3%	94.9
14	Darnold	MIN	137	80	58.4%	974	7.11	9	6.6%	3	2.2%	93.1
15	Hurts	PHI	95	59	62.1%	782	8.23	5	5.3%	3	3.2%	92.5
16	Love	GB	107	57	53.3%	674	6.30	11	10.3%	4	3.7%	91.4
17	*Maye	NE	82	48	58.5%	530	6.46	6	7.3%	3	3.7%	86.9
18	Tagovailoa	MIA	100	65	65.0%	703	7.03	4	4.0%	3	3.0%	86.4
19	*Nix	DEN	159	97	61.0%	1094	6.88	8	5.0%	5	3.1%	85.3
20	K. Murray	ARI	106	65	61.3%	690	6.51	4	3.8%	2	1.9%	85.0
21	D. Jones	NYG-MIN	92	59	64.1%	586	6.37	3	3.3%	2	2.2%	83.9
22	Stroud	HOU	151	88	58.3%	1069	7.08	6	4.0%	4	2.6%	82.4
23	Rodgers	NYJ	144	83	57.6%	1085	7.53	7	4.9%	6	4.2%	80.4
24	Rush	DAL	80	41	51.3%	547	6.84	5	6.3%	3	3.8%	78.5
25	*Ca. Williams	CHI	138	75	54.3%	771	5.59	5	3.6%	3	2.2%	73.7
26	Stafford	LAR	120	66	55.0%	687	5.73	4	3.3%	3	2.5%	72.5
27	G. Smith	SEA	136	83	61.0%	936	6.88	4	2.9%	7	5.1%	70.0
28	Young	CAR	99	53	53.5%	596	6.02	4	4.0%	4	4.0%	68.4
29	Minschew	LV	80	46	57.5%	428	5.35	3	3.8%	5	6.3%	58.8



# 2024 NATIONAL FOOTBALL LEAGUE

## NFL LEADING RUSHERS

RANK	PLAYER	TEAM	ATT	YDS	AVG	LONG	TD
1	Barkley	PHI	345	2005	5.8	72t	13
2	Henry	BAL	305	1783	5.8	87t	14
3	K. Williams	LAR	316	1299	4.1	30	14
4	Robinson	ATL	276	1286	4.7	37t	12
5	Jacobs	GB	295	1285	4.4	38t	14
6	Taylor	IND	269	1254	4.7	70t	10
7	Hubbard	CAR	250	1195	4.8	38t	10
8	Gibbs	DET	209	1156	5.5	70t	12
9	Conner	ARI	236	1094	4.6	53	8
10	A. Jones	MIN	245	1093	4.5	41	5
11	*Irving	TB	188	1033	5.5	56	7
12	Pollard	TEN	238	1017	4.3	41	5
13t	Dowdle	DAL	213	1007	4.7	27	1
13t	Harris	PIT	251	1007	4.0	36t	5
15	Mixon	HOU	240	993	4.1	59	11
16	C. Brown	CIN	229	990	4.3	40	7
17	Cook	BUF	197	981	5.0	65t	15
18	Kamara	NO	228	950	4.2	24	6
19	Swift	CHI	233	894	3.8	56t	5
20	*Daniels (QB)	WAS	144	864	6.0	46	6
21	L. Jackson (QB)	BAL	130	852	6.6	48t	4
22	Dobbins	LAC	177	842	4.8	61	9
23	Hall	NYJ	197	819	4.2	42	5
24	Stevenson	NE	207	801	3.9	33t	7
25t	Mason	SF	153	789	5.2	38	3
25t	Robinson	WAS	182	789	4.3	40t	8
27	Achane	MIA	192	786	4.1	50t	5
28	*Tracy	NYG	178	780	4.4	45t	5
29	Montgomery	DET	185	775	4.2	21	12
30	Hunt	KC	200	728	3.6	20	7
31	Bigsby	JAX	154	727	4.7	65t	6
32	Hurts (QB)	PHI	150	630	4.2	35	14
33	White	TB	144	613	4.3	56	3
34	Allgeier	ATL	128	592	4.6	25	3
35	Walker	SEA	153	573	3.7	28	7
36	J. Ford	CLE	104	565	5.4	66	3
37	K. Murray (QB)	ARI	75	550	7.3	50t	5
38	Allen (QB)	BUF	102	531	5.2	30	12
39	Etienne	JAX	137	527	3.8	22	2
40	Charbonnet	SEA	121	510	4.2	51t	8
41	Richardson (QB)	IND	86	499	5.8	29	6
42	Gibson	NE	108	497	4.6	45	1
43	Warren	PIT	114	490	4.3	22	1
44	Williams	DEN	134	485	3.6	20	4
45	*Ca. Williams (QB)	CHI	78	479	6.1	24	0
46	McLaughlin	DEN	97	457	4.7	21	1
47	Em. Wilson	GB	89	429	4.8	19	3
48	*Maye (QB)	NE	54	421	7.8	41	2
49	Singleton	NYG	106	415	3.9	43	4
50	Mattison	LV	126	400	3.2	24	4

# 2024 NATIONAL FOOTBALL LEAGUE

## NFL THIRD-AND-ONE RUSHING LEADERS

RANK	PLAYER	TEAM	ATT	FD	PCT
1t	*Allen	NYJ	9	9	100.0%
1t	Herbert (QB)	LAC	8	8	100.0%
1t	D. Jones (QB)	NYG-MIN	8	8	100.0%
1t	Charbonnet	SEA	7	7	100.0%
1t	Darnold (QB)	MIN	7	7	100.0%
1t	C. Brown	CIN	6	6	100.0%
1t	*Daniels (QB)	WAS	6	6	100.0%
1t	R. Johnson	CHI	5	5	100.0%
1t	M. Jones (QB)	JAX	5	5	100.0%
1t	Burrow (QB)	CIN	4	4	100.0%
1t	*Irving	TB	4	4	100.0%
1t	Stafford (QB)	LAR	4	4	100.0%
1t	Swift	CHI	4	4	100.0%
1t	Em. Wilson	GB	4	4	100.0%
15	K. Williams	LAR	13	12	92.3%
16	Allen (QB)	BUF	11	10	90.9%
17t	Levis (QB)	TEN	8	7	87.5%
17t	Mixon	HOU	8	7	87.5%
17t	Robinson	ATL	8	7	87.5%
20	Dobbins	LAC	7	6	85.7%
21	Purdy (QB)	SF	6	5	83.3%
22	Robinson	WAS	11	9	81.8%
23t	Hubbard	CAR	10	8	80.0%
23t	*Nix (QB)	DEN	10	8	80.0%
23t	Elliott	DAL	5	4	80.0%
23t	L. Jackson (QB)	BAL	5	4	80.0%
23t	Rudolph (QB)	TEN	5	4	80.0%
28	Conner	ARI	9	7	77.8%
29	Henry	BAL	13	10	76.9%
30	Hurts (QB)	PHI	20	15	75.0%
31	Hunt	KC	11	8	72.7%
32	White	TB	7	5	71.4%
33	Jacobs	GB	10	7	70.0%
34	Taylor	IND	16	11	68.8%
35t	Achane	MIA	6	4	66.7%
35t	Pacheco	KC	6	4	66.7%
35t	*Steele	KC	6	4	66.7%
38	Bigsby	JAX	8	5	62.5%
39	Allgeier	ATL	10	6	60.0%
40t	Hall	NYJ	7	4	57.1%
40t	Haskins	LAC	7	4	57.1%
40t	Kamara	NO	7	4	57.1%
43	Montgomery	DET	11	6	54.5%
44	A. Jones	MIN	8	4	50.0%

# 2024 NATIONAL FOOTBALL LEAGUE

## NFL LEADERS IN RECEPTIONS

RANK	PLAYER	TEAM	REC	YDS	AVG	LONG	TD
1	Chase	CIN	117	1612	13.8	70t	16
2	*Bowers (TE)	LV	108	1144	10.6	57t	4
3t	*Nabers	NYG	104	1140	11.0	59t	6
3t	McBride (TE)	ARI	104	1081	10.4	37	1
5t	Lamb	DAL	101	1194	11.8	65t	6
5t	St. Brown	DET	101	1126	11.1	66t	11
7	Jefferson	MIN	100	1479	14.8	97t	10
8t	Wilson	NYJ	97	1053	10.9	42	7
8t	Kelce (TE)	KC	97	823	8.5	38	3
10	Smith-Njigba	SEA	96	1121	11.7	46	6
11	D. London	ATL	90	1084	12.0	31	7
12	D. Moore	CHI	89	880	9.9	44	5
13	Jeudy	CLE	84	1166	13.9	89t	4
14	Robinson	NYG	83	656	7.9	35	3
15	*B. Thomas	JAX	80	1179	14.7	85t	10
16t	Nacua	LAR	79	990	12.5	51	3
16t	D. Adams	LV-NYJ	79	975	12.3	71t	7
16t	T. Hill	MIA	79	939	11.9	80t	6
16t	J. Smith (TE)	MIA	79	828	10.5	57t	7
20t	Meyers	LV	78	904	11.6	43	3
20t	Achane (RB)	MIA	78	592	7.6	39	6
22	*McConkey	LAC	77	1054	13.7	60t	7
23t	Sutton	DEN	76	983	12.9	37	7
23t	Shakir	BUF	76	821	10.8	52	4
25	McLaurin	WAS	74	1034	14.0	86t	12
26	Flowers	BAL	73	1047	14.3	53t	4
27	Higgins	CIN	69	858	12.4	42t	10
28t	Kittle (TE)	SF	68	967	14.2	43	8
28t	D. Smith	PHI	68	833	12.3	49	8
28t	Kamara (RB)	NO	68	543	8.0	57t	2
31t	A. Brown	PHI	67	1079	16.1	67t	7
31t	Allen	CHI	67	719	10.7	45t	7
31t	Kupp	LAR	67	710	10.6	69t	6
34	Henry (TE)	NE	66	674	10.2	35	2
35	Evans	TB	65	915	14.1	57t	11
36t	Mooney	ATL	64	992	15.5	49	5
36t	Njoku (TE)	CLE	64	505	7.9	29	5
38t	Collins	HOU	63	968	15.4	67t	6
38t	Metcalf	SEA	63	939	14.9	71t	4
38t	Jennings	SF	63	856	13.6	45	6
38t	Pittman	IND	63	736	11.7	33	3
38t	Douglas	NE	63	587	9.3	36t	3
43t	Addison	MIN	62	875	14.1	69	9
43t	Downs	IND	62	709	11.4	69t	5
45t	Ridley	TEN	61	941	15.4	63	4
45t	Ertz (TE)	WAS	61	610	10.0	37	6
47t	*Worthy	KC	59	638	10.8	54t	6
47t	Otton (TE)	TB	59	600	10.2	44	4
47t	Robinson (RB)	ATL	59	428	7.3	29	1
50t	Pickens	PIT	58	900	15.5	44	3
50t	McCloud	ATL	58	620	10.7	60	1
50t	Moore	CLE	58	502	8.7	44	1

# 2024 NATIONAL FOOTBALL LEAGUE

## NFL RECEIVING YARDAGE LEADERS

RANK	PLAYER	TEAM	YDS	REC	AVG	LONG	TD
1	Chase	CIN	1612	117	13.8	70t	16
2	Jefferson	MIN	1479	100	14.8	97t	10
3	Lamb	DAL	1194	101	11.8	65t	6
4	*B. Thomas	JAX	1179	80	14.7	85t	10
5	Jeady	CLE	1166	84	13.9	89t	4
6	*Bowers (TE)	LV	1144	108	10.6	57t	4
7	*Nabers	NYG	1140	104	11.0	59t	6
8	St. Brown	DET	1126	101	11.1	66t	11
9	Smith-Njigba	SEA	1121	96	11.7	46	6
10	D. London	ATL	1084	90	12.0	31	7
11	McBride (TE)	ARI	1081	104	10.4	37	1
12	A. Brown	PHI	1079	67	16.1	67t	7
13	*McConkey	LAC	1054	77	13.7	60t	7
14	Wilson	NYJ	1053	97	10.9	42	7
15	Flowers	BAL	1047	73	14.3	53t	4
16	McLaurin	WAS	1034	74	14.0	86t	12
17	Mooney	ATL	992	64	15.5	49	5
18	Nacua	LAR	990	79	12.5	51	3
19	Sutton	DEN	983	76	12.9	37	7
20	D. Adams	LV-NYJ	975	79	12.3	71t	7
21	Collins	HOU	968	63	15.4	67t	6
22	Kittle (TE)	SF	967	68	14.2	43	8
23	Ridley	TEN	941	61	15.4	63	4
24t	T. Hill	MIA	939	79	11.9	80t	6
24t	Metcalfe	SEA	939	63	14.9	71t	4
26	Evans	TB	915	65	14.1	57t	11
27	Meyers	LV	904	78	11.6	43	3
28	Pickens	PIT	900	58	15.5	44	3
29	Ja. Williams	DET	890	47	18.9	82t	6
30	D. Moore	CHI	880	89	9.9	44	5
31	Addison	MIN	875	62	14.1	69	9
32	Higgins	CIN	858	69	12.4	42t	10
33	Jennings	SF	856	63	13.6	45	6
34	D. Smith	PHI	833	68	12.3	49	8
35	J. Smith (TE)	MIA	828	79	10.5	57t	7
36	Kelce (TE)	KC	823	97	8.5	38	3
37	*Harrison	ARI	822	57	14.4	60t	7
38	Shakir	BUF	821	76	10.8	52	4
39	Reed	GB	809	53	15.3	70t	6
40	Pierce	IND	767	35	21.9	65t	6
41	Pittman	IND	736	63	11.7	33	3
42	Allen	CHI	719	67	10.7	45t	7
43	*Odunze	CHI	716	52	13.8	47	3
44	Kupp	LAR	710	67	10.6	69t	6
45	Downs	IND	709	62	11.4	69t	5
46	Waddle	MIA	700	54	13.0	63	2
47	Bateman	BAL	680	40	17.0	59	8
48	Henry (TE)	NE	674	66	10.2	35	2
49	Kraft (TE)	GB	671	46	14.6	67	7
50	Dell	HOU	667	51	13.1	50	3



# 2024 NATIONAL FOOTBALL LEAGUE

## NFL THIRD-DOWN RECEIVING LEADERS

RANK	PLAYER	TEAM	REC	YDS	AVG	LONG	TD
1	Robinson	NYG	32	292	9.1	35	2
2t	Sutton	DEN	28	443	15.8	33	3
2t	St. Brown	DET	28	395	14.1	66t	5
4t	Wilson	NYJ	25	280	11.2	26t	3
4t	Kelce (TE)	KC	25	254	10.2	38	1
6t	Pickens	PIT	23	303	13.2	37	0
6t	Smith-Njigba	SEA	23	285	12.4	25	1
6t	*Bowers (TE)	LV	23	269	11.7	29	1
9t	Shakir	BUF	22	348	15.8	52	2
9t	*Nabers	NYG	22	294	13.4	39	3
9t	Jennings	SF	22	236	10.7	31t	3
12t	Kittle (TE)	SF	21	246	11.7	41	5
12t	Henry (TE)	NE	21	242	11.5	32	1
12t	*McConkey	LAC	21	235	11.2	19	2
15t	Jefferson	MIN	20	326	16.3	52t	5
15t	Higgins	CIN	20	312	15.6	38t	4
15t	Meyers	LV	20	265	13.3	43	0
15t	Lamb	DAL	20	261	13.1	52	1
15t	Chase	CIN	20	249	12.5	63t	2
20t	McLaurin	WAS	19	339	17.8	66	5
20t	Collins	HOU	19	281	14.8	34	3
20t	McBride (TE)	ARI	19	238	12.5	29	0
20t	D. London	ATL	19	224	11.8	20	3
20t	Moore	CLE	19	198	10.4	44	0
25t	A. Brown	PHI	18	273	15.2	28	3
25t	Downs	IND	18	243	13.5	31	2
25t	Dell	HOU	18	216	12.0	31	0
25t	T. Hill	MIA	18	211	11.7	30	2
29t	Mooney	ATL	17	275	16.2	49	2
29t	Doubs	GB	17	252	14.8	39	3
29t	Jeudy	CLE	17	240	14.1	35t	1
29t	Nacua	LAR	17	195	11.5	21	1
29t	J. Smith (TE)	MIA	17	176	10.4	33	2
34t	D. Adams	LV-NYJ	16	286	17.9	43	1
34t	Johnston	LAC	16	228	14.3	66t	5
34t	Gesicki (TE)	CIN	16	199	12.4	47t	1
34t	Godwin	TB	16	197	12.3	24	0
34t	Freiermuth (TE)	PIT	16	181	11.3	22	3
34t	D. Moore	CHI	16	180	11.3	31t	2
34t	Douglas	NE	16	168	10.5	35t	1
34t	Otton (TE)	TB	16	164	10.3	29	2
34t	Allen	CHI	16	162	10.1	25	1
34t	Kupp	LAR	16	140	8.8	27	1
44t	*B. Thomas	JAX	15	280	18.7	62t	5
44t	McCloud	ATL	15	176	11.7	27	0
44t	Hill (RB)	BAL	15	168	11.2	24	0
44t	Addison	MIN	15	158	10.5	25	1
48t	Ridley	TEN	14	278	19.9	63	1
48t	Metcalf	SEA	14	220	15.7	31t	1
48t	Perine (RB)	KC	14	211	15.1	35	1
48t	Slayton	NYG	14	192	13.7	36	1
48t	Boyd	TEN	14	177	12.6	40	0
48t	D. Smith	PHI	14	171	12.2	27	3
48t	Hopkins	TEN-KC	14	169	12.1	35	2
48t	Andrews (TE)	BAL	14	162	11.6	23	4

# 2024 NATIONAL FOOTBALL LEAGUE

---

## NFL THIRD-DOWN RECEIVING LEADERS

RANK	PLAYER	TEAM	REC	YDS	AVG	LONG	TD
48t	Hockenson (TE)	MIN	14	142	10.1	34	0
48t	Pitts (TE)	ATL	14	133	9.5	23	0
48t	Ertz (TE)	WAS	14	128	9.1	21	3
48t	Williams (RB)	DEN	14	109	7.8	34	0
48t	Warren (RB)	PIT	14	102	7.3	26	0
48t	Charbonnet (RB)	SEA	14	92	6.6	16	0

# 2024 NATIONAL FOOTBALL LEAGUE

## NFL LEADING SCORERS (NON-KICKING)

RANK	PLAYER	TEAM	POS	TOUCHDOWNS				X2	PTS
				TOTAL	RUSH	REC	RET		
1	Cook	BUF	RB	17	15	2	0	0	102
2t	Barkley	PHI	RB	15	13	2	0	3	96
2t	Chase	CIN	WR	16	0	16	0	0	96
2t	Henry	BAL	RB	16	14	2	0	0	96
2t	K. Williams	LAR	RB	16	14	2	0	0	96
6t	Gibbs	DET	RB	15	12	3	0	0	90
6t	Jacobs	GB	RB	15	14	1	0	0	90
8	Hurts	PHI	QB	14	14	0	0	0	84
9	Robinson	ATL	RB	13	12	1	0	1	80
10	Allen	BUF	QB	13	12	1	0	0	78
11t	McLaurin	WAS	WR	12	0	12	0	0	72
11t	Mixon	HOU	RB	12	11	1	0	0	72
11t	Montgomery	DET	RB	12	12	0	0	0	72
14t	C. Brown	CIN	RB	11	7	4	0	1	68
14t	Hubbard	CAR	RB	11	10	1	0	1	68
16t	Achane	MIA	RB	11	5	6	0	0	66
16t	Evans	TB	WR	11	0	11	0	0	66
16t	St. Brown	DET	WR	11	0	11	0	0	66
16t	Taylor	IND	RB	11	10	1	0	0	66
20	*B. Thomas	JAX	WR	10	0	10	0	2	64
21t	Addison	MIN	WR	10	1	9	0	0	60
21t	Andrews	BAL	TE	10	0	10	0	0	60
21t	Higgins	CIN	WR	10	0	10	0	0	60
21t	Jefferson	MIN	WR	10	0	10	0	0	60
25	Conner	ARI	RB	9	8	1	0	2	58
26t	Charbonnet	SEA	RB	9	8	1	0	0	54
26t	Dobbins	LAC	RB	9	9	0	0	0	54
26t	Westbrook-Ikhine	TEN	WR	9	0	9	0	0	54
26t	White	TB	RB	9	3	6	0	0	54
26t	*Worthy	KC	WR	9	3	6	0	0	54
31	Stevenson	NE	RB	8	7	1	0	2	52
32t	Bateman	BAL	WR	8	0	8	0	0	48
32t	Johnston	LAC	WR	8	0	8	0	0	48
32t	Kamara	NO	RB	8	6	2	0	0	48
32t	Kittle	SF	TE	8	0	8	0	0	48
32t	Robinson	WAS	RB	8	8	0	0	0	48
32t	D. Smith	PHI	WR	8	0	8	0	0	48
32t	Walker	SEA	RB	8	7	1	0	0	48
39t	D. Adams	LV-NYJ	WR	7	0	7	0	1	44
39t	Hall	NYJ	RB	7	5	2	0	1	44
39t	Kraft	GB	TE	7	0	7	0	1	44
39t	Wilson	NYJ	WR	7	0	7	0	1	44
43t	Allen	CHI	WR	7	0	7	0	0	42
43t	A. Brown	PHI	WR	7	0	7	0	0	42
43t	*Harrison	ARI	WR	7	0	7	0	0	42
43t	Hunt	KC	RB	7	7	0	0	0	42

# 2024 NATIONAL FOOTBALL LEAGUE

## NFL LEADING SCORERS (NON-KICKING)

RANK	PLAYER	TEAM	POS	TOUCHDOWNS				X2	PTS
				TOTAL	RUSH	REC	RET		
43t	*Irving	TB	RB	7	7	0	0	0	42
43t	A. Jones	MIN	RB	7	5	2	0	0	42
43t	D. London	ATL	WR	7	0	7	0	0	42
43t	*McConkey	LAC	WR	7	0	7	0	0	42
43t	*McMillan	TB	WR	7	0	7	0	0	42
43t	Reed	GB	WR	7	1	6	0	0	42
43t	Robinson	LAR	WR	7	0	7	0	0	42
43t	J. Smith	MIA	TE	7	0	7	0	0	42
43t	Sutton	DEN	WR	7	0	7	0	0	42
43t	Tolbert	DAL	WR	7	0	7	0	0	42



# 2024 NATIONAL FOOTBALL LEAGUE

## NFL LEADING SCORERS (KICKING)

RANK	PLAYER	TEAM	PAT	FG	FG%	LONG	PTS
1	Boswell	PIT	33/33	40/43	93.0%	57	153
2t	Aubrey	DAL	29/29	36/43	83.7%	65	137
2t	Fairbairn	HOU	32/33	35/41	85.4%	59	137
4	Dicker	LAC	31/34	35/37	94.6%	59	136
5	McLaughlin	TB	51/53	28/30	93.3%	56	135
6	Lutz	DEN	41/41	30/33	90.9%	55	131
7	Sanders	MIA	24/26	35/39	89.7%	57	129
8t	Bass	BUF	58/62	23/28	82.1%	61	127
8t	Bates	DET	58/59	23/26	88.5%	58	127
10	Elliott	PHI	45/46	26/33	78.8%	50	123
11	Tucker	BAL	55/57	22/30	73.3%	56	121
12	Carlson	LV	21/23	32/38	84.2%	54	117
13	Gay	IND	31/31	27/32	84.4%	56	112
14	Myers	SEA	34/37	25/29	86.2%	59	109
15	*Karty	LAR	31/35	25/30	83.3%	55	106
16	Seibert	WAS	22/24	27/30	90.0%	55	103
17t	Koo	ATL	26/26	25/34	73.5%	58	101
17t	*Reichard	MIN	38/38	21/26	80.8%	58	101
19t	Grupe	NO	30/32	23/27	85.2%	57	99
19t	Ryland	ARI	21/22	26/30	86.7%	58	99
21	*C. Little	JAX	25/25	24/26	92.3%	59	97
22	Moody	SF	25/25	23/30	76.7%	53	94
23t	Butker	KC	29/31	21/24	87.5%	53	92
23t	Slye	NE	23/24	23/30	76.7%	63	92
25	Pineiro	CAR	28/30	21/25	84.0%	53	91
26	Folk	TEN	25/25	21/22	95.5%	56	88
27	McPherson	CIN	37/38	16/22	72.7%	56	85
28	Santos	CHI	22/23	20/24	83.3%	54	82
29	McManus	GB	29/29	17/18	94.4%	55	80
30	Hopkins	CLE	16/19	17/26	65.4%	56	67
31	*Narveson	GB-TEN	18/18	12/18	66.7%	47	54
32	Joseph	DET-NYG-WAS-NYJ	8/8	15/19	78.9%	52	53
33	Carlson	SF-NYJ	12/15	13/15	86.7%	58	51
34	Wright	SF-KC-TEN	6/6	13/14	92.9%	50	45
35t	Romo	MIN-NE	7/8	11/12	91.7%	55	40
35t	Zuerlein	NYJ	13/14	9/15	60.0%	40	40
37	Gano	NYG	14/14	7/9	77.8%	50	35
38	York	WAS-CIN	15/16	5/9	55.6%	59	30
39	Gonzalez	WAS	17/17	4/6	66.7%	48	29
40	Prater	ARI	10/10	6/6	100.0%	57	28
41	*Shrader	IND-NYJ-KC	9/9	5/5	100.0%	45	24
42	Patterson	NYJ-CLE-ATL	11/11	3/5	60.0%	52	20
43	*McAtamney	NYG	1/1	1/1	100.0%	31	4
44	Wishnowsky	SF	0/0	1/1	100.0%	26	3
45	Gillan	NYG	0/1	0/0	---	---	0

# 2024 NATIONAL FOOTBALL LEAGUE

## NFL TOUCHBACKS ON KICKOFFS

RANK	PLAYER	TEAM	TB
1	Bates	DET	76
2	Bass	BUF	73
3	Tucker	BAL	67
4	Lutz	DEN	64
5	Sanders	MIA	62
6t	Evans	LAR	61
6t	Gay	IND	61
8t	Dicker	LAC	59
8t	Reichard	MIN	59
10	C. Little	JAX	58
11	Mann	PHI	56
12	McPherson	CIN	54
13	Pinion	ATL	50
14	Boswell	PIT	49
15	Butker	KC	48
16t	Carlson	LV	47
16t	Ryland	ARI	47
18t	Myers	SEA	43
18t	Slye	NE	43
20	Moody	SF	42
21	Fairbairn	HOU	41
22t	Aubrey	DAL	38
22t	Gill	TB	38
22t	Santos	CHI	38
25	Folk	TEN	37
26	Hopkins	CLE	34
27	Pineiro	CAR	29
28	Zuerlein	NYJ	28
29	McManus	GB	25
30t	Gano	NYG	23
30t	Joseph	DET-NYG-WAS-NYJ	23
32	Romo	MIN-NE	19
33t	Camarda	TB	18
33t	Grupe	NO	18
33t	Narveson	GB-TEN	18
33t	York	WAS-CIN	18
37t	Prater	ARI	17
37t	Shrader	IND-NYJ-KC	17
39	Seibert	WAS	14
40t	Browning	TB	13
40t	Carlson	SF-NYJ	13
42	Stout	BAL	7
43t	Elliott	PHI	6
43t	Gonzalez	WAS	6
45t	Karty	LAR	5
45t	Koo	ATL	5
45t	McLaughlin	TB	5
48	McAtamney	NYG	4

# 2024 NATIONAL FOOTBALL LEAGUE

---

## NFL TOUCHBACKS ON KICKOFFS

RANK	PLAYER	TEAM	TB
49	Wright	SF-KC-TEN	3
50t	Gillan	NYG	2
50t	Patterson	NYJ-CLE-ATL	2
52t	Morstead	NYJ	1
52t	Reid	KC	1

# 2024 NATIONAL FOOTBALL LEAGUE

## NFL MOST YARDS FROM SCRIMMAGE

RANK	PLAYER	TEAM	POS	TOTAL			RUSHING			RECEIVING		
				YDS	PLAYS	AVG	YDS	ATT	AVG	YDS	ATT	AVG
1	Barkley	PHI	RB	2283	378	6.0	2005	345	5.8	278	33	8.4
2	Henry	BAL	RB	1953	322	6.1	1783	305	5.8	170	17	10.0
3	Robinson	ATL	RB	1714	335	5.1	1286	276	4.7	428	59	7.3
4	Chase	CIN	WR	1644	120	13.7	32	3	10.7	1612	117	13.8
5	Jacobs	GB	RB	1625	330	4.9	1285	295	4.4	340	35	9.7
6	Gibbs	DET	RB	1596	252	6.3	1156	209	5.5	440	43	10.2
7	Conner	ARI	RB	1508	283	5.3	1094	236	4.6	414	47	8.8
8	Kamara	NO	RB	1493	296	5.0	950	228	4.2	543	68	8.0
9	Jefferson	MIN	WR	1482	101	14.7	3	1	3.0	1479	100	14.8
10	K. Williams	LAR	RB	1481	350	4.2	1299	316	4.1	182	34	5.4
11	A. Jones	MIN	RB	1471	291	5.1	1093	245	4.5	378	46	8.2
12	*Irving	TB	RB	1430	233	6.1	1033	188	5.5	397	45	8.8
13	Taylor	IND	RB	1387	286	4.8	1254	269	4.7	133	17	7.8
14	Achane	MIA	RB	1378	270	5.1	786	192	4.1	592	78	7.6
15	Hubbard	CAR	RB	1366	293	4.7	1195	250	4.8	171	43	4.0
16	C. Brown	CIN	RB	1350	283	4.8	990	229	4.3	360	54	6.7
17	Mixon	HOU	RB	1297	275	4.7	993	240	4.1	304	35	8.7
18	Hall	NYJ	RB	1287	251	5.1	819	197	4.2	468	54	8.7
19	Swift	CHI	RB	1280	275	4.7	894	233	3.8	386	42	9.2
20	Harris	PIT	RB	1270	283	4.5	1007	251	4.0	263	32	8.2
21	Lamb	DAL	WR	1264	115	11.0	70	14	5.0	1194	101	11.8
22	Pollard	TEN	RB	1255	279	4.5	1017	238	4.3	238	41	5.8
23	Dowdle	DAL	RB	1244	250	5.0	1007	213	4.7	237	37	6.4
24	Cook	BUF	RB	1239	229	5.4	981	197	5.0	258	32	8.1
25	*B. Thomas	JAX	WR	1227	86	14.3	48	6	8.0	1179	80	14.7
26	Jeudy	CLE	WR	1166	84	13.9	0	0	---	1166	84	13.9
27	*Bowers	LV	TE	1157	113	10.2	13	5	2.6	1144	108	10.6
28	Smith-Njigba	SEA	WR	1143	100	11.4	22	4	5.5	1121	96	11.7
29	*Nabers	NYG	WR	1142	109	10.5	2	5	0.4	1140	104	11.0
30	St. Brown	DET	WR	1132	103	11.0	6	2	3.0	1126	101	11.1
31	Montgomery	DET	RB	1116	221	5.0	775	185	4.2	341	36	9.5
32	Flowers	BAL	WR	1094	81	13.5	47	8	5.9	1047	73	14.3
33	McBride	ARI	TE	1083	105	10.3	2	1	2.0	1081	104	10.4
34	D. London	ATL	WR	1081	91	11.9	-3	1	-3.0	1084	90	12.0
35	A. Brown	PHI	WR	1079	67	16.1	0	0	---	1079	67	16.1
36	Wilson	NYJ	WR	1058	98	10.8	5	1	5.0	1053	97	10.9
37	*Tracy	NYG	RB	1057	214	4.9	780	178	4.4	277	36	7.7
38	*McConkey	LAC	WR	1054	77	13.7	0	0	---	1054	77	13.7
39t	McLaurin	WAS	WR	1036	76	13.6	2	2	1.0	1034	74	14.0
39t	Nacua	LAR	WR	1036	90	11.5	46	11	4.2	990	79	12.5
41	White	TB	RB	1006	195	5.2	613	144	4.3	393	51	7.7
42	Ridley	TEN	WR	999	67	14.9	58	6	9.7	941	61	15.4
43t	T. Hill	MIA	WR	992	87	11.4	53	8	6.6	939	79	11.9
43t	Mooney	ATL	WR	992	64	15.5	0	0	---	992	64	15.5
45t	Dobbins	LAC	RB	983	206	4.8	842	177	4.8	141	29	4.9
45t	Sutton	DEN	WR	983	76	12.9	0	0	---	983	76	12.9
47	D. Adams	LV-NYJ	WR	975	79	12.3	0	0	---	975	79	12.3
48t	Reed	GB	WR	969	70	13.8	160	17	9.4	809	53	15.3
48t	Stevenson	NE	RB	969	240	4.0	801	207	3.9	168	33	5.1
50	Collins	HOU	WR	968	63	15.4	0	0	---	968	63	15.4



# 2024 NATIONAL FOOTBALL LEAGUE

## NFL LEADERS IN FIRST DOWNS

RANK	PLAYER	TEAM	POS	TOTAL	RUSH	REC
1	Henry	BAL	RB	97	88	9
2	Barkley	PHI	RB	94	82	12
3	K. Williams	LAR	RB	91	85	6
4	Robinson	ATL	RB	87	67	20
5t	Conner	ARI	RB	83	66	17
5t	Jacobs	GB	RB	83	68	15
7	Gibbs	DET	RB	79	57	22
8	Chase	CIN	WR	73	2	71
9t	C. Brown	CIN	RB	72	49	23
9t	Hubbard	CAR	RB	72	62	10
11	Kamara	NO	RB	70	52	18
12t	*Irving	TB	RB	66	50	16
12t	A. Jones	MIN	RB	66	48	18
12t	Montgomery	DET	RB	66	50	16
12t	Taylor	IND	RB	66	59	7
16t	Achane	MIA	RB	63	33	30
16t	St. Brown	DET	WR	63	1	62
18t	Hurts	PHI	QB	62	62	0
18t	Mixon	HOU	RB	62	50	12
20t	Dowdle	DAL	RB	61	49	12
20t	Jefferson	MIN	WR	61	0	61
22t	*Bowers	LV	TE	60	2	58
22t	Cook	BUF	RB	60	46	14
22t	D. London	ATL	WR	60	0	60
25	Pollard	TEN	RB	59	50	9
26t	Lamb	DAL	WR	58	4	54
26t	McBride	ARI	TE	58	1	57
26t	Wilson	NYJ	WR	58	1	57
29	Harris	PIT	RB	57	46	11
30	Smith-Njigba	SEA	WR	56	1	55
31	T. Hill	MIA	WR	55	2	53
32t	Jeudy	CLE	WR	54	0	54
32t	*Nabers	NYG	WR	54	1	53
34t	*Daniels	WAS	QB	53	53	0
34t	Sutton	DEN	WR	53	0	53
34t	*B. Thomas	JAX	WR	53	3	50
34t	White	TB	RB	53	35	18
38t	Allen	BUF	QB	52	51	1
38t	Hunt	KC	RB	52	42	10
38t	McLaurin	WAS	WR	52	0	52
41t	A. Brown	PHI	WR	51	0	51
41t	Hall	NYJ	RB	51	37	14
41t	Robinson	WAS	RB	51	47	4
41t	J. Smith	MIA	TE	51	0	51
41t	Swift	CHI	RB	51	39	12
46	*Tracy	NYG	RB	50	37	13
47t	Dobbins	LAC	RB	49	43	6
47t	Evans	TB	WR	49	0	49
47t	*McConkey	LAC	WR	49	0	49
47t	Meyers	LV	WR	49	1	48
47t	Nacua	LAR	WR	49	2	47

# 2024 NATIONAL FOOTBALL LEAGUE

## NFL PUNTING YARDS LEADERS

RANK	PLAYER	TEAM	POS	PUNTS	YARDS	LONG	AVG	TB	BLK	DWN	OB	RETURNS		IN20	NET AVG
												TOT	YDS		
1	Stonehouse	TEN	P	68	3472	75	51.1	7	2	4	3	45	646	20	38.4
2	Fox	DET	P	43	2193	68	51.0	4	0	5	1	19	123	21	46.3
3	Cole	LV	P	62	3124	71	50.4	7	2	7	10	24	284	25	42.2
4	Baringer	NE	P	67	3375	75	50.4	8	0	8	3	32	406	29	41.9
5	Sanchez	IND	P	64	3182	65	49.7	4	0	2	4	30	390	24	42.4
6	Gillikin	ARI	P	38	1887	63	49.7	1	0	6	2	16	183	19	44.3
7	Bojorquez	CLE	P	84	4171	84	49.7	6	0	11	13	37	514	36	42.1
8	Cooke	JAX	P	64	3159	73	49.4	3	0	1	17	25	239	32	44.7
9	*Rehkov	CIN	P	50	2457	80	49.1	5	0	4	2	23	212	24	42.9
10	Dickson	SEA	P	72	3528	68	49.0	8	0	7	7	29	254	30	43.3
11	Mann	PHI	P	51	2493	70	48.9	7	1	8	6	22	154	18	42.3
12	Araiza	KC	P	57	2782	72	48.8	8	0	7	0	25	253	22	41.6
13	Anger	DAL	P	58	2807	62	48.4	3	0	5	1	30	318	23	41.9
14	*T. Taylor	CHI	P	76	3657	68	48.1	3	0	8	5	40	406	32	42.0
15	Townsend	HOU	P	72	3458	69	48.0	6	1	13	7	24	121	37	44.1
16	Morstead	NYJ	P	59	2815	75	47.7	7	0	5	6	28	254	18	41.0
17	Bailey	MIA	P	53	2518	64	47.5	5	1	4	14	20	219	21	40.7
18	Martin	BUF	P	50	2360	65	47.2	5	1	6	5	21	187	24	40.6
19	Pinion	ATL	P	47	2209	65	47.0	4	0	4	3	22	305	14	38.8
20	Dixon	DEN	P	75	3509	65	46.8	5	0	11	8	28	247	32	42.2
21	Way	WAS	P	45	2105	74	46.8	2	0	6	5	23	147	19	42.6
22	Waitman	PIT	P	60	2802	71	46.7	5	0	7	6	26	167	25	42.3
23	Scott	LAC	P	71	3315	67	46.7	4	0	7	9	28	268	28	41.8
24	Stout	BAL	P	51	2372	70	46.5	4	0	4	7	21	163	21	41.7
25t	Whelan	GB	P	53	2449	74	46.2	4	0	7	6	19	135	22	42.2
25t	R. Wright	MIN	P	53	2449	66	46.2	5	1	5	8	25	168	27	40.4
27	Evans	LAR	P	53	2427	68	45.8	2	0	10	11	21	181	29	41.6
28	Hekker	CAR	P	70	3183	65	45.5	3	1	19	4	25	169	22	41.6
29	*Hayball	NO	P	72	3172	64	44.1	3	0	9	7	27	213	39	40.3
30	Gillan	NYG	P	53	2328	67	43.9	2	0	5	7	17	135	26	40.6

# 2024 NATIONAL FOOTBALL LEAGUE

## NFL NET PUNTING YARDS LEADERS

RANK	PLAYER	TEAM	POS	PUNTS	YARDS	LONG	AVG	TB	BLK	DWN	OB	RETURNS		IN20	NET AVG
												TOT	YDS		
1	Fox	DET	P	43	2193	68	51.0	4	0	5	1	19	123	21	46.3
2	Cooke	JAX	P	64	3159	73	49.4	3	0	1	17	25	239	32	44.7
3	Gillikin	ARI	P	38	1887	63	49.7	1	0	6	2	16	183	19	44.3
4	Townsend	HOU	P	72	3458	69	48.0	6	1	13	7	24	121	37	44.1
5	Dickson	SEA	P	72	3528	68	49.0	8	0	7	7	29	254	30	43.3
6	*Rehkov	CIN	P	50	2457	80	49.1	5	0	4	2	23	212	24	42.9
7	Way	WAS	P	45	2105	74	46.8	2	0	6	5	23	147	19	42.6
8	Sanchez	IND	P	64	3182	65	49.7	4	0	2	4	30	390	24	42.4
9	Mann	PHI	P	51	2493	70	48.9	7	1	8	6	22	154	18	42.3
10	Waitman	PIT	P	60	2802	71	46.7	5	0	7	6	26	167	25	42.3
11	Cole	LV	P	62	3124	71	50.4	7	2	7	10	24	284	25	42.2
12	Dixon	DEN	P	75	3509	65	46.8	5	0	11	8	28	247	32	42.2
13	Whelan	GB	P	53	2449	74	46.2	4	0	7	6	19	135	22	42.2
14	Bojorquez	CLE	P	84	4171	84	49.7	6	0	11	13	37	514	36	42.1
15	*T. Taylor	CHI	P	76	3657	68	48.1	3	0	8	5	40	406	32	42.0
16	Baringer	NE	P	67	3375	75	50.4	8	0	8	3	32	406	29	41.9
17	Anger	DAL	P	58	2807	62	48.4	3	0	5	1	30	318	23	41.9
18	Scott	LAC	P	71	3315	67	46.7	4	0	7	9	28	268	28	41.8
19	Stout	BAL	P	51	2372	70	46.5	4	0	4	7	21	163	21	41.7
20	Evans	LAR	P	53	2427	68	45.8	2	0	10	11	21	181	29	41.6
21	Hekker	CAR	P	70	3183	65	45.5	3	1	19	4	25	169	22	41.6
22	Araiza	KC	P	57	2782	72	48.8	8	0	7	0	25	253	22	41.6
23	Morstead	NYJ	P	59	2815	75	47.7	7	0	5	6	28	254	18	41.0
24	Bailey	MIA	P	53	2518	64	47.5	5	1	4	14	20	219	21	40.7
25	Martin	BUF	P	50	2360	65	47.2	5	1	6	5	21	187	24	40.6
26	Gillan	NYG	P	53	2328	67	43.9	2	0	5	7	17	135	26	40.6
27	R. Wright	MIN	P	53	2449	66	46.2	5	1	5	8	25	168	27	40.4
28	*Hayball	NO	P	72	3172	64	44.1	3	0	9	7	27	213	39	40.3
29	Pinion	ATL	P	47	2209	65	47.0	4	0	4	3	22	305	14	38.8
30	Stonehouse	TEN	P	68	3472	75	51.1	7	2	4	3	45	646	20	38.4

# 2024 NATIONAL FOOTBALL LEAGUE

---



# 2024 NATIONAL FOOTBALL LEAGUE

---

## NFL PUNT RETURN LEADERS

RANK	PLAYER	TEAM	POS	RET	FC	YDS	AVG	LONG	TD
1	Mims	DEN	WR	26	21	408	15.7	61	0
2	M. Jones	NE	CB	26	8	386	14.8	62	0
3	Raymond	DET	WR	27	9	390	14.4	90t	1
4	*Codrington	BUF	DB	27	7	313	11.6	29	0
5	Austin	PIT	WR	25	15	273	10.9	73t	1
6	Hardman	KC	WR	20	9	203	10.2	55	0
7	*DeJean	PHI	CB	21	21	211	10.0	31	0
8	Darden	CLE-SEA	WR	31	11	292	9.4	28	0
9	Dortch	ARI	WR	19	3	178	9.4	27	0
10	Williams	ATL	RB	19	17	176	9.3	28	0
11	Proche	CLE	WR	19	9	172	9.1	18	0
12	*Cowing	SF	WR	27	8	230	8.5	30	0
13	Gipson	NYJ	WR	31	15	255	8.2	40	0
14	*Jackson	TEN	WR	28	7	215	7.7	20	0
15	Smith-Marsette	NYG	WR	27	17	203	7.5	22	0
16	Powell	MIN	WR	21	16	152	7.2	15	0

# 2024 NATIONAL FOOTBALL LEAGUE

---

## NFL KICKOFF RETURN LEADERS

RANK	PLAYER	TEAM	POS	RET	YDS	AVG	LONG	TD
1	Turpin	DAL	WR	26	874	33.6	99t	1
2	Ekeler	WAS	RB	19	594	31.3	62	0
3	Davis	LAC	WR	19	524	27.6	56	0
4	Gray	NYG	RB	21	554	26.4	37	0
5	Blackshear	CAR	RB	31	791	25.5	43	0

# 2024 NATIONAL FOOTBALL LEAGUE

---

# 2024 NATIONAL FOOTBALL LEAGUE

## NFL INTERCEPTION LEADERS

RANK	PLAYER	TEAM	POS	INT	YARDS	AVG	LONG	TD
1t	K. Joseph	DET	SAF	7	60	8.6	33	1
1t	McKinney	GB	SAF	7	111	15.9	48	0
3t	Gardner-Johnson	PHI	SAF	6	116	19.3	69t	1
3t	Humphrey	BAL	CB	6	37	6.2	37t	1
3t	B. Murphy	MIN	CB	6	2	0.3	2	0
6t	*Bullock	HOU	SAF	5	96	19.2	68	0
6t	Hooker	TEN	SAF	5	68	13.6	30	0
6t	Jackson	PIT	CB	5	88	17.6	49	0
6t	Stingley	HOU	CB	5	48	9.6	31	0
10t	Bates	ATL	SS	4	55	13.8	55t	1
10t	Blankenship	PHI	SAF	4	29	7.3	28	0
10t	Branch	DET	SAF	4	48	12.0	47	0
10t	*Kinchens	LAR	SAF	4	123	30.8	103t	1
10t	*McCullough	LAR	DB	4	6	1.5	4t	1
10t	*Still	LAC	DB	4	85	21.3	61t	1
10t	Stone	CIN	SAF	4	88	22.0	49	1
10t	Surtain	DEN	CB	4	132	33.0	100t	1
18t	Adebo	NO	CB	3	68	22.7	47	0
18t	*Bishop	PIT	CB	3	46	15.3	41	0
18t	Bryant	SEA	CB	3	87	29.0	69t	1
18t	Bynum	MIN	SS	3	3	1.0	3	0
18t	Cross	IND	SAF	3	25	8.3	20	0
18t	*Hicks	KC	SAF	3	50	16.7	47	0
18t	B. Jones	DEN	SAF	3	74	24.7	37	0
18t	Jones	LV	CB	3	53	17.7	29t	1
18t	*Lassiter	HOU	CB	3	9	3.0	9	0
18t	Mathieu	NO	FS	3	29	9.7	23	0
18t	Molden	LAC	CB	3	28	9.3	25	0
18t	Moore	IND	CB	3	28	9.3	12	0
18t	Taylor-Britt	CIN	CB	3	79	26.3	51t	1
18t	Woods	CAR	FS	3	70	23.3	33	0
18t	Woolen	SEA	CB	3	11	3.7	7	0
33t	Alexander	GB	CB	2	52	26.0	35t	1
33t	Barton	DEN	LB	2	71	35.5	56	0
33t	Benford	BUF	CB	2	30	15.0	24	0
33t	Bernard	BUF	LB	2	1	0.5	1	0
33t	Blackmon	IND	SAF	2	17	8.5	17	0
33t	Conner	KC	DB	2	32	16.0	29	0
33t	Cook	KC	FS	2	0	0.0	0	0
33t	Davis	DET	CB	2	0	0.0	0	0
33t	Diggs	DAL	CB	2	1	0.5	1	0
33t	Dodson	SEA-MIA	LB	2	0	0.0	0	0
33t	Echols	NYJ	CB	2	0	0.0	0	0
33t	Franklin	IND	OLB	2	4	2.0	4	0
33t	Gonzalez	NE	CB	2	2	1.0	2	0
33t	Griffin	MIN	CB	2	28	14.0	28	0
33t	Grugier-Hill	MIN	OLB	2	5	2.5	5	0
33t	Hamlin	BUF	SS	2	19	9.5	19	0
33t	Hooker	DAL	FS	2	20	10.0	21	0
33t	Ingram	BUF	DB	2	56	28.0	31t	1
33t	A. Johnson	BUF	NT	2	9	4.5	5	0
33t	J. Johnson	CHI	CB	2	11	5.5	9	0
33t	Ta. Johnson	BUF	CB	2	23	11.5	23t	1
33t	Jones	IND	DB	2	5	2.5	5	0
33t	Kendricks	DAL	MLB	2	15	7.5	8	0



# 2024 NATIONAL FOOTBALL LEAGUE

## NFL INTERCEPTION LEADERS

RANK	PLAYER	TEAM	POS	INT	YARDS	AVG	LONG	TD
33t	Kohou	MIA	CB	2	2	1.0	2	0
33t	Lenoir	SF	CB	2	33	16.5	33	0
33t	Love	SEA	FS	2	26	13.0	26	0
33t	McCollum	TB	CB	2	4	2.0	4	0
33t	McDuffie	KC	CB	2	0	0.0	0	0
33t	McMillian	DEN	CB	2	44	22.0	44t	1
33t	Metellus	MIN	SAF	2	16	8.0	12	0
33t	Moehrig	LV	SAF	2	28	14.0	16	0
33t	Mukuamu	DAL	SAF	2	20	10.0	15	0
33t	Murphy-Bunting	ARI	CB	2	2	1.0	2	0
33t	Pratt	CIN	LB	2	26	13.0	24	0
33t	Ramsey	MIA	CB	2	7	3.5	7	0
33t	Rapp	BUF	FS	2	5	2.5	5	0
33t	Reid	KC	SS	2	8	4.0	8	0
33t	*Sainristil	WAS	CB	2	38	19.0	38	0
33t	Simmons	ATL	FS	2	0	0.0	0	0
33t	Smith	MIN	FS	2	0	0.0	0	0
33t	*Smith	TB	SAF	2	0	0.0	0	0
33t	Spillane	LV	LB	2	0	0.0	0	0
33t	Stevenson	CHI	CB	2	43	21.5	43t	1
33t	Terrell	ATL	CB	2	1	0.5	1	0
33t	Valentine	GB	DB	2	51	25.5	31	0
33t	Van Ginkel	MIN	OLB	2	73	36.5	63t	2
33t	Ward	CLE	CB	2	0	0.0	0	0
33t	Ward	HOU	SAF	2	67	33.5	65t	1
33t	Warner	SF	MLB	2	70	35.0	45t	1
33t	A. Washington	BAL	SAF	2	33	16.5	32	0
33t	G. Williams	ARI	CB	2	0	0.0	0	0
33t	Womack	IND	CB	2	4	2.0	4	0



# 2024 NATIONAL FOOTBALL LEAGUE

## NFL SACK LEADERS

RANK	PLAYER	TEAM	POS	SACKS
1t	Garrett	CLE	DE	14.0
1t	Hendrickson	CIN	DE	14.0
3	Hunter	HOU	DE	12.0
4t	Bonitto	DEN	LB	11.5
4t	Van Ginkel	MIN	OLB	11.5
4t	Van Noy	BAL	MLB	11.5
4t	Watt	PIT	OLB	11.5
8t	Anderson	HOU	DE	11.0
8t	Greenard	MIN	LB	11.0
10	Fowler	WAS	LB	10.5
11	McDonald	NYJ	DE	10.0
12t	Cooper	DEN	LB	9.5
12t	Parsons	DAL	LB	9.5
12t	Walker	JAX	DE	9.5
15t	Lawrence	NYG	DT	9.0
15t	Oweh	BAL	LB	9.0
15t	L. Williams	SEA	DE	9.0
18t	Allen	DEN	DE	8.5
18t	Floyd	SF	DE	8.5
18t	Sieler	MIA	DE	8.5
18t	Tuipulotu	LAC	LB	8.5
22t	Burns	NYG	LB	8.0
22t	*Fiske	LAR	DT	8.0
22t	D. Hall	SEA	LB	8.0
22t	Ca. Heyward	PIT	DT	8.0
22t	Hines-Allen	JAX	DE	8.0
22t	Karlaftis	KC	DE	8.0
22t	Landry	TEN	LB	8.0
22t	Luvu	WAS	LB	8.0
22t	Rousseau	BUF	DE	8.0
22t	Z. Smith	CLE-DET	DE	8.0
22t	Sweat	PHI	LB	8.0
22t	Turner	LAR	DT	8.0
34t	Bresee	NO	DT	7.5
34t	Crosby	LV	DE	7.5
34t	Hutchinson	DET	DE	7.5
34t	Kancey	TB	DT	7.5
38t	Bosa	SF	DE	7.0
38t	P. Jones	MIN	LB	7.0
38t	Paye	IND	DE	7.0
38t	Young	LAR	LB	7.0
42t	Buckner	IND	DT	6.5
42t	Gary	GB	DE	6.5
42t	Key	TEN	LB	6.5
42t	Madubuike	BAL	DT	6.5
42t	N. Smith	PHI	LB	6.5
42t	Wharton	KC	DT	6.5
48t	Dupree	LAC	OLB	6.0
48t	Ebiketie	ATL	LB	6.0
48t	Epenesa	BUF	DE	6.0
48t	Franklin-Myers	DEN	DE	6.0
48t	Highsmith	PIT	LB	6.0
48t	Mack	LAC	OLB	6.0
48t	Mafe	SEA	LB	6.0
48t	Ojulari	NYG	LB	6.0

# 2024 NATIONAL FOOTBALL LEAGUE

---

## NFL SACK LEADERS

RANK	PLAYER	TEAM	POS	SACKS
48t	*Robinson	MIA	LB	6.0
48t	Vea	TB	DT	6.0
48t	Quin. Williams	NYJ	NT	6.0





# 2024 NATIONAL FOOTBALL LEAGUE

## NFL LEADERS IN FUMBLE RECOVERIES

RANK	PLAYER	TEAM	POS	TOTAL	OWN TEAM	OPP TEAM
1	Mayfield	TB	QB	8	8	0
2t	Richardson	IND	QB	6	6	0
2t	G. Smith	SEA	QB	6	6	0
4t	L. Jackson	BAL	QB	5	5	0
4t	Rush	DAL	QB	5	5	0
6t	*Maye	NE	QB	4	4	0
6t	Robinson	ATL	RB	4	4	0
6t	Stevenson	NE	RB	4	4	0
9t	K. Brooks	GB	DT	3	1	2
9t	Carr	NO	QB	3	3	0
9t	*DeJean	PHI	CB	3	0	3
9t	D. Elliott	PIT	DB	3	0	3
9t	Fields	PIT	QB	3	3	0
9t	Gordon	CHI	CB	3	0	3
9t	Herbert	LAC	QB	3	3	0
9t	*Irving	TB	RB	3	3	0
9t	*Latham	TEN	OT	3	3	0
9t	Levis	TEN	QB	3	3	0
9t	Mason	SF	RB	3	3	0
9t	K. Murray	ARI	QB	3	3	0
9t	Rodgers	NYJ	QB	3	3	0
9t	Stafford	LAR	QB	3	3	0
9t	Walker	SEA	RB	3	3	0
9t	Warren	PIT	RB	3	3	0
9t	*Ca. Williams	CHI	QB	3	3	0
9t	Williams	BUF	LB	3	0	3
9t	Winston	CLE	QB	3	3	0

# 2024 NATIONAL FOOTBALL LEAGUE

## NFL LEADERS IN RECOVERIES OF FUMBLES BY OWN TEAM

RANK	PLAYER	TEAM	POS	REC	YARDS	AVG	LONG	TD
1	Mayfield	TB	QB	8	0	0.0	0t	0
2t	Richardson	IND	QB	6	0	0.0	0t	0
2t	G. Smith	SEA	QB	6	0	0.0	0t	0
4t	L. Jackson	BAL	QB	5	-7	-1.4	0t	0
4t	Rush	DAL	QB	5	0	0.0	0t	0
6t	*Maye	NE	QB	4	0	0.0	0t	0
6t	Robinson	ATL	RB	4	0	0.0	0t	0
6t	Stevenson	NE	RB	4	0	0.0	0t	0
9t	Carr	NO	QB	3	0	0.0	0t	0
9t	Fields	PIT	QB	3	0	0.0	0t	0
9t	Herbert	LAC	QB	3	0	0.0	0t	0
9t	*Irving	TB	RB	3	0	0.0	0t	0
9t	*Latham	TEN	OT	3	4	1.3	4	0
9t	Levis	TEN	QB	3	0	0.0	0t	0
9t	Mason	SF	RB	3	-2	-0.7	0t	0
9t	K. Murray	ARI	QB	3	0	0.0	0t	0
9t	Rodgers	NYJ	QB	3	0	0.0	0t	0
9t	Stafford	LAR	QB	3	0	0.0	0t	0
9t	Walker	SEA	RB	3	-3	-1.0	0t	0
9t	Warren	PIT	RB	3	0	0.0	0t	0
9t	*Ca. Williams	CHI	QB	3	0	0.0	0t	0
9t	Winston	CLE	QB	3	0	0.0	0t	0

# 2024 NATIONAL FOOTBALL LEAGUE

## NFL LEADERS IN RECOVERIES OF FUMBLES BY OPPOSING TEAM

RANK	PLAYER	TEAM	POS	REC	YARDS	AVG	LONG	TD
1t	*DeJean	PHI	CB	3	0	0.0	0t	0
1t	D. Elliott	PIT	DB	3	10	3.3	10	0
1t	Gordon	CHI	CB	3	0	0.0	0t	0
1t	Williams	BUF	LB	3	0	0.0	0t	0
5t	Bolton	KC	LB	2	0	0.0	0t	0
5t	Brooks	MIA	ILB	2	23	11.5	12	0
5t	K. Brooks	GB	DT	2	0	0.0	0t	0
5t	Byard	CHI	FS	2	0	0.0	0t	0
5t	Bynum	MIN	SS	2	0	0.0	0t	0
5t	Chinn	WAS	SAF	2	0	0.0	0t	0
5t	Clark	GB	NT	2	0	0.0	0t	0
5t	Collins	SF	DT	2	0	0.0	0t	0
5t	Davidson	NYG	DT	2	0	0.0	0t	0
5t	Davis	DET	CB	2	49	24.5	49	0
5t	Dean	PHI	LB	2	0	0.0	0t	0
5t	Dexter	CHI	DT	2	0	0.0	0t	0
5t	Edwards	HOU	DE	2	0	0.0	0t	0
5t	*Fiske	LAR	DT	2	8	4.0	8	0
5t	Gay	NO	LB	2	4	2.0	4	0
5t	Ni. Herbig	PIT	LB	2	0	0.0	0t	0
5t	Hicks	CHI	SAF	2	28	14.0	19	0
5t	Jewell	CAR	ILB	2	0	0.0	0t	0
5t	Lammons	IND	DB	2	3	1.5	3	0
5t	Luvu	WAS	LB	2	5	2.5	5	0
5t	Milano	BUF	OLB	2	0	0.0	0t	0
5t	Moehrig	LV	SAF	2	0	0.0	0t	0
5t	Molden	LAC	CB	2	0	0.0	0t	0
5t	*Njongmeta	CIN	LB	2	0	0.0	0t	0
5t	Okereke	NYG	ILB	2	1	0.5	1	0
5t	Pratt	CIN	LB	2	9	4.5	9	0
5t	Simmons	TEN	DT	2	0	0.0	0t	0
5t	Skowronek	PIT	WR	2	0	0.0	0t	0
5t	N. Smith	PHI	LB	2	0	0.0	0t	0
5t	Tranquill	KC	LB	2	3	1.5	3	0
5t	Tuttle	CAR	DT	2	0	0.0	0t	0
5t	*Verse	LAR	LB	2	0	0.0	0t	0
5t	Wagner	WAS	MLB	2	0	0.0	0t	0
5t	Watt	PIT	OLB	2	0	0.0	0t	0
5t	Quin. Williams	NYJ	OLB	2	15	7.5	15	0
5t	L. Wilson	CIN	LB	2	10	5.0	10	0
5t	*P. Wilson	PIT	LB	2	22	11.0	21t	1
5t	Wyatt	GB	DT	2	0	0.0	0t	0





# 2024 NATIONAL FOOTBALL LEAGUE

## NFL OFFENSIVE RANKS

BAL	BUF	CIN	CLE	DEN	HOU	IND	JAX	KC	LAC	LV	MIA	NE	NYJ	PIT	TEN		ARI	ATL	CAR	CHI	DAL	DET	GB	LAR	MIN	NO	NYG	PHI	SEA	SF	TB	WAS
1	9	7	27	23	21	15	26	13	22	25	18	30	24	16	28	TotYd/G	11	10	31	32	19	2	6	17	12	20	29	5	14	8	3	4
1	6	8	31	22	24	13	18	19	16	29	21	28	20	23	27	TotYd/P	7	10	26	32	25	2	5	15	11	17	30	12	14	4	3	9
2	9	29	28	17	21	8	26	16	18	32	24	13	31	10	15	RusYd/G	7	12	20	25	27	6	5	23	19	14	22	1	30	11	4	3
1	10	20	23	21	19	8	15	27	25	32	31	11	17	24	16	RusAvg	2	14	12	26	28	9	7	30	29	13	18	4	22	6	3	5
5	9	1	20	22	19	26	23	10	21	13	15	32	17	25	28	PasYd/G	18	8	31	29	11	2	12	14	4	24	27	30	6	7	3	16
1	4	9	32	22	25	15	18	21	13	27	19	30	23	17	26	PasAvg	14	8	28	31	24	2	3	12	6	20	29	10	16	5	7	11
2	4	6	29	18	17	31	25	12	1	23	7	16	10	5	32	%PasInt	15	30	28	3	19	13	22	9	21	20	14	8	27	24	26	11
4	1	19	29	3	27	11	6	12	23	20	16	30	13	26	28	Sac/PasP	7	8	15	32	9	10	2	5	25	14	21	31	24	17	18	22
3	7	5	24t	27	24t	22t	31	6	24t	20	12	29	21	18	19	1D/G	10	11	32	30	17	1	13	14	8t	28	22t	8t	16	15	2	4
3	7	4	32	18	19	16	21	1t	14	28	22	29	15	13	17	3D Eff	8	20	30	31	25	5	12	23	11	26	27	9	24	10	1t	6
7t	2	20	16	9	11	10	19	3	13t	17t	28	17t	29	27	31	4D Eff	30	6	26	15	32	5	23	7t	13t	22	21	4	24	25	12	1
11	7	30	14	1	22	10	6	13	5	16	15	2	23	8	27	PR Avg	18	17	28	20	12	3	26	24	32	4	29	19	31	21	25	9
22	28	9	31	14	4	7	27	19	17	6	15	26	3	32	23	KR Avg	10	20	29	11	1	2	5	21	30	18	12	24	13	16	25	8
23	24	7	4	19	16	3	6	10	21	9	22	2	14	18	5	GPunAvg	15	17	27	12	11	1	25	29	26	31	28	13	8	32	30	20
19	24	5	14	11	3	8	2	21	18	10	23	16	22	13	30	NPunAvg	6	29	20	15	17	1	12	25	26	28	27	9	4	31	32	7
3	2	6	32	10	18	16t	25t	11	12	28	22	30	24	13	25t	Pts/G	15	16t	25t	29	21	1	8	20	9	23	31	7	19	14	4	5
28	22	29	32	6	12	14	4	8t	1	15t	7	27	31	3	5	FG%	8t	30	17	19t	18	10	21	19t	15t	13	24	26	11	23	2	25

## NFL DEFENSIVE RANKS

BAL	BUF	CIN	CLE	DEN	HOU	IND	JAX	KC	LAC	LV	MIA	NE	NYJ	PIT	TEN		ARI	ATL	CAR	CHI	DAL	DET	GB	LAR	MIN	NO	NYG	PHI	SEA	SF	TB	WAS
14	21	27	17	15	7	29	31	5	12	10	4	23	6	11	3	TotYd/G	18	20	32	25	28	19	8	26	16	30	24	1	13	2	22	9
10	21	23	19	2	5	24	32	7	14	13	8	22	3	17	6	TotYd/P	20	16	31	30	29	26	9	25	11	28	27	1	12	4	18	15
1	13	21	19	8	12	26	23	3	17	11	9	25	15	7	22	RusYd/G	20	14	32	27	29	4	6	24	2	30	31	10	18	16	5	28
1	25	21	15	2	20	9	12	7	27	16	10	18	4	6	14	RusAvg	24	17	32	26	29	19	5	23	3	31	28	8	22	13	11	30
31	22	24	13	25	6	26	32	14	8	11	9	15	5	23	2	PasYd/G	12	19	16	18	20	28	17	21	29	27	10	1	7	3	30	4
17	15	21	25	3	2	30	32	8	5	10	7	26	9	20	12	PasAvg	19	16	28	31	29	22	14	24	13	23	27	1	6	4	18	11
22	6	7	32	11	2	5	29	15	9t	21	23	27	31	4	13	%PasInt	26	20	24	18	8	9t	3	12	1	17	30	16	19	14	28	25
6	22	29	8	1	4	25	30	18	7	19	28	32	10	24	21	Sac/PasP	13	31	26	16	2	27	9	20	15	23	3	11	12	14	17	5
18t	29	30	1t	21t	8t	23t	31	8t	5	7	4	27	26	11	6	1D/G	20	21t	32	12	23t	13	16	23t	10	28	15	1t	14	3	18t	17
20	29	25	3	14	8	31	27	21t	9	16	5	26	17	2	21t	3D Eff	28	30	32	13	6	1	10	19	4	18	23	7	11	24	15	12
3	9	24	12	13	25	14	20	5	22t	31	6t	18	30	29	32	4D Eff	19	10	16	6t	27	2	17	11	1	6t	15	26	4	21	22t	28
9	14	16	30	13	1	27	17	20	18	25	24	26	15	6	32	PR Avg	19	29	5	21	23	3	8	11	4	10	22	7	12	31	28	2
18	30	2	13	11	8	32	17	21t	24	5	6	4	1	20	31	KR Avg	29	15	3	19	12	28	10	27	21t	7	23	25	16	26	14	9
18	24	28	20	25	31	17	19	21	30	9	27	4	12	15	16	GPunAvg	26	1	6	13	11	29	22	7	23	3	14	5	8	32	2	10
25	10	30	9	14	31	11	13	16	32	5	20	1	12	6	19	NPunAvg	27	3	15	23	7	8	28	18	26	2	21	17	24	29	4	22
13	11	29	24t	5	16	27	28	2	1	24t	9	26	22	8	30	Pts/G	14	21	32	12	31	7	6	15	4	18	23	3	10	20	17	19
21t	9	15	1	26t	29	8	19	6t	3	24	18	17	25	4t	13t	FG%	28	32	21t	21t	31	20	16	26t	4t	11	12	6t	13t	30	2	10
4	2	12	31	11	17	22	26	8	10	25	16	28t	24	13	30	PPG Diff	15	20	32	23	27	1	5	18	6	21	28t	3	14	19	7	9
1	9	14	24	21	16	25	31	8	20	22	13	29	19	17	18	Yd/G Diff	11	12	32	30	26	3	7	23	10	28	27	2	15	4	5	6





**TENNESSEE TITANS**  
**FEATURE CLIPS**



**RIVALRY VS TEXANS  
MATTERS TO AMY  
ADAMS STRUNK. TITANS  
MADE SURE TO  
DEDICATE WIN TO HER**

***BY NICK SUSS  
NASHVILLE TENNESSEAN  
NOVEMBER 24, 2024***

HOUSTON — Moments after securing the first AFC South win and first sack of his NFL career, Tennessee Titans rookie defensive tackle T'Vondre Sweat came running into the locker room from the playing field at NRG Stadium, one emotion on his lips.

"This one was for Miss Amy," Sweat screamed, drawing applause from a small gaggle of fans gathered in the tunnel.

Sweat and the Titans bested their rival Houston Texans 32-27 on Sunday, the team's first win over the Texans in two years and the first in coach Brian Callahan's Titans tenure. After the game, owner Amy Adams Strunk addressed the team in the locker room, and players said she got emotional in doing so.

Callahan downplayed the narrative in the week leading up to the game, but after the win, he admitted that Adams Strunk and her family have some extra personal feelings about games against and in Houston, the city where her father founded the Titans franchise and the home of the organization until 1996.

"She was thrilled. Mainly because we won the game. But it's OK to admit that these things sometimes mean more," Callahan said. "I know it does for her and it does for us. We wanted to make sure that we put on a great performance down here. We had a chance to win the game and we did. I think she's more than anything else just proud of our football team and the way they came down here and fought and played."

The Texans swept the Titans in 2023, including an embarrassing loss in Nashville where the Titans wore their Houston Oilers

throwback uniforms but lost 19-16 in overtime to a Texans team that was missing its starting quarterback.

Now the Titans are 1-0 against the division-leading Texans in 2024, doing so in electric fashion with touchdowns of 38 and 70 yards, plus two interceptions and four sacks, one of which registered two points for a safety. The Titans outgained the Texans by more than 100 yards, snapped running back Joe Mixon's six-game touchdown streak by holding him to 22 yards on 14 carries, and bullied the Texans' impressive rush defense with 132 ground yards on 33 carries.

Even the young players who haven't been in the organization long came to appreciate why this rivalry game matters so much.

"Our coach gave us the speech this week about how much it meant to (Adams Strunk) and her family," rookie cornerback Jarvis Brownlee Jr. said. "Just told us the history about it. That was the main goal. This game is a little more personal. Not just because of the rivalry, but because of Miss Amy, too, as well. We just wanted to go out here and give it our all. For Nashville, for Miss Amy and for everybody that's a part of this organization. They deserve it."

###



## **THE DEAL BEHIND THE DOME: AMY ADAMS STRUNK AND HER STADIUM-WINNING DRIVE**

*BY JULIA MASTERS  
NASHVILLE BUSINESS  
JOURNAL  
AUGUST 24, 2023*

According to those who know her, Amy Adams Strunk takes a small-business leader's approach to her role as controlling owner of the Tennessee Titans. She asks questions, identifies strong leaders and loves hanging out with fans enjoying a hot dog at a tailgate.

Since becoming controlling owner in 2015, her leadership style has seen six winning seasons, an AFC Championship appearance and contributed to Nashville playing host to the 2019 NFL Draft. In what may be the biggest accomplishment of her tenure, state and city leaders, after protracted debate, this year approved a \$2.1 billion domed stadium for the team, which is expected to be completed in 2027.

Set to anchor Nashville's reimaged East Bank, the stadium is poised to become one of Music City's most transformative projects — prospects that are as concerning to some residents as they are exciting to others.

Adams Strunk made few public remarks throughout the approval process, allowing Titans president and CEO Burke Nihill to be the primary face of the project. Now, she shares her behind the scenes view of the deal in an email interview with the Business Journal. The following has been edited for length and clarity.

When the deal got approved, what was that feeling like, and where were you? Who was the first person you called? I was with my family, and Burke was keeping me updated throughout the evening. My first feeling when the stadium was approved was overwhelming gratitude. We moved here in the

mid-1990s, and we're so humbled by the support this city and state has showed our team since day one. It's such a great feeling to know the Titans will be a part of this incredible community for another generation.

What excites you the most about bringing this deal to Nashville and Titans fans? What does it mean to the city? I'm thrilled that Titans fans will have a new home with the great fan experience they deserve. I'm also excited to see the biggest events in the world pass through Nashville's new stadium. But it has always been hard for me to think about this project without being most excited about what it means for Nashville as a whole. We've been a part of the conversations about the future of the East Bank for the past several years. While it won't be without its challenges, I've always supported the city's vision to transform the stadium property into something truly special for the city. Having seen the planning work, I truly believe the East Bank will be a celebrated area of Nashville for generations to come. To think the city's beautiful stadium building will be a part of that neighborhood ... it's all so exciting.

How will you evaluate the success of the new stadium? How should the public evaluate its success? There will be things we will track that I'm excited to see, like the success of our events and how many new jobs and opportunities the stadium will bring. But I'm also the kind of person who likes to go directly to the fans and hear what they think. I like visiting with them before our events and listening to their real, direct feedback. We've engaged a lot with fans during this process and are continuing to do that now, and their feedback has been really helpful in shaping our vision for the new stadium.

What do you hope the East Bank looks like in five years? The future of the East Bank makes me so excited for Nashville. I love that we'll have large, beautiful parks, especially on the riverfront. I love the idea that the former stadium site

will be used for transportation. From everything I've seen, I think the East Bank will be a place where everyone in Nashville will want to spend time. We've said before that we want the area around the stadium to feel like a neighborhood with a stadium in it, and not a stadium with a neighborhood built around it, and we look forward to being partners in that vision.

Initial renderings for a proposed Tennessee Titans stadium show outdoor terraces.

What was the most important thing to you during this process? The most important thing to me during the process was finding a long-term answer, and not dedicate resources to a short-term one that we'd just have to address again in a few years.

Was there something you did compromise on? All of the groups involved — the mayor's office, the state of Tennessee and so many others — were such great partners through this whole process. Negotiating a 30-year agreement takes a lot of time, and there was compromise during negotiation from everyone. I'm so glad we landed on a solution that resulted in a win for all involved.

How do you see your job differently now? Did the process reveal anything or teach you anything new about the Titans' business? I'm focused on helping our football team and organization perform at our best, and that will never change. That's the great thing about our mission statement, "Win, Serve, Entertain," because it's our North Star regardless of what's right in front of us at the time. Stadium construction is new to most of us in the organization, but we have a great team of people with a lot of experience working to make sure we get it right.

What lesson from your dad [Bud Adams, the team's late founder] stuck with you throughout this process? My dad loved this city, and I thought about him often throughout this process. I know he would be proud to know the team he

founded so many years ago will be a part of this community for decades to come. I want to honor his legacy and make this city proud.

What does it mean to you to be a female owner in the NFL, and how have you navigated that space? I talk with other female owners about how it would be amazing one day to have two female NFL owners playing against each other in the Super Bowl. At the end of the day, it's the same for any team owner, male or female — we just want to beat each other. It's important to me to support other women who are interested in getting involved in the NFL. We started the Amy Adams Strunk Women in Football internship a few years back, which is a program aimed at recruiting more women in sports operations roles. Our first two interns were so outstanding that we extended their time with us, then we eventually hired Mical Johnson full-time as a scouting assistant. We've also grown girls flag football here in several counties around Middle Tennessee, and this year the athletes from [Metro Nashville Public Schools] participated in a panel where they got to talk directly with some of our female leaders about different career paths in sports. We have nine women in vice president roles in our organization across a variety of departments, and I'm very proud of our progress in that area.

At what point did you feel the most confident in the deal? When were you most worried? Getting to a final agreement was a long, diligent process, but it needed to be to make sure we came to the right solution. We certainly encountered challenges along the way, but everyone involved recognized that old deal didn't make sense anymore and that we needed a new, long-term deal that made sense for all parties.

If you encounter a skeptic of the stadium, what is your message to them? I'm looking forward to making them proud of how we serve this community over the next 30 years and beyond. Again, this has always been bigger than just building a stadium. The new agreement secures our home in

Nashville for the next several decades, and we take that commitment very seriously. We understand we have a platform here, and we're going to use it to make our community a better place and we're all partners in that.

###

## **THE STORY BEHIND THE TITANS UNVEILING OILERS THROWBACK UNIFORMS**

**BY JIM WYATT  
TENNESSEETITANS.COM  
JULY 23, 2023**

NASHVILLE – "Oilers history is Titans history."

Those are the words of Titans controlling owner Amy Adams Strunk from a year ago, when the organization was exploring the possibility of wearing Oilers throwback uniforms, with the classic oil derrick logo on the helmets.

The possibility has turned into reality, and now fans of the organization can see them for themselves.

The Titans will wear the same uniforms the Houston Oilers wore for nearly two decades in Houston, until 1998, when the franchise also wore them as the Tennessee Oilers. The uniforms represent the longest span of Oilers uniforms in franchise history, and arguably the most beloved uniform.

The uniforms will pay homage to the Luv Ya' Blue era.

"It allows us to honor as many players as we can, because it covers so much time," said Surf Melendez, Vice President and Executive Creative Director for the Titans. "It also represented our transition to Tennessee, because we wore these uniforms in Tennessee as well."

The Titans will wear the uniforms in two games this fall, both at home. The organization inquired about wearing them for a road game in Miami as well, but it doesn't appear that will come to fruition.

The light blue Oilers throwbacks will replace the light blue "Titans" jerseys as the third jersey, joining the navy and the white uniforms.

Amy Adams Strunk said last year the team wanted to continue paying homage to the franchise's history. The organization has honored Houston Oilers players at alumni events in years past, and a number of Oilers are in the franchise's Ring of Honor.

The Oilers left Houston for Tennessee after the 1996 season and played a year in Memphis, in 1997, before playing in Nashville at Vanderbilt Stadium in 1998. The Tennessee Oilers became the Tennessee Titans in time for the 1999 season.

"Oilers history is Titans history," Strunk said last year. "We know our fans feel passionately about showcasing that legacy on game day, and we're actively working on making throwback jerseys possible in the near future. Stay tuned!"

Those who stay tuned will see this:

- "Columbia Blue" jerseys with red around white on the numbers, and names on the back, with a red, white and light blue band on the sleeves.

- White helmets, with the famed oil derrick, with red facemasks and red stripes outside of a thicker light blue stripe on the top.

- White pants, or britches, with red stripes on each side of a thicker light blue stripe down the side.

- Red and white stripes on light blue and white socks.

The words 'Luv Ya Blue' will be on the back neckline of the jerseys.

Players will have the option of wearing red sleeves, red gloves, and red cleats to add to the look.

Current Titans Derrick Henry, safety Kevin Byard, defensive lineman Jeffery Simmons and quarterback Ryan Tannehill have already worn them – they took part in a photo shoot earlier this offseason.

"They loved them," Melendez said of the current Titans. "They really loved them."

Former Oilers have also seen them – Warren Moon, Robert Brazile and Elvin Bethea were given a sneak peek when they were in Nashville for an alumni event last year.

"They looooved them, and it took them back," Melendez said of the former Oilers. "The guys who wore the uniform, it took them back. And they were able to speak to the significance of wearing that uniform. This was an original AFL team, so there's a rich tradition there and now people are going to see this, and they are going to be reminded of this rich history."

Melendez knows fans are excited. The team has had Oilers merchandise available for two seasons and there has been an increased demand over the years.

Oilers jerseys are now on sale, and new merchandise will be available in the team store at Nissan Stadium.

"Amy is passionate about this, and we are lucky," Melendez said. "She loves Nashville, she loves Houston, and she loves those people. She lived it, and she's passionate about the Oilers history."

###

**'EVERY DETAIL MATTERS': HOW AMY ADAMS STRUNK REINVENTED THE TENNESSEE TITANS**

**BY DENNIS FERRIER  
FOX 17  
FEBRUARY 1, 2022**

NASHVILLE, Tenn. (WZTV) — When we think of what makes a pro football team great, we always talk about star players and coaches. But when it comes to the Tennessee Titans and their remarkable six-year streak of excellence, you have to leave the field to understand what has happened here.

It's 2015. The Tennessee Titans are the worst team in football. Their organization is small and, let's be nice here, not admired.

In walks Amy Adams Strunk—a woman with no experience in the NFL. The daughter of an eccentric billionaire. What are the chances she would be anything but more of the same old, same old?

"She took the first six months that she was in charge and just stayed in the back," said Titans announcer Mike Keith. "She wouldn't do interviews. She didn't get out in front with anything. She wanted to learn as much as she possibly could."

When she was ready, it was nothing short of a reinvention of the entire organization.

"Strip it down, challenge everything we value that just overhauled the culture both on the football team and on the business side of the organization," said Titans president Burke Nihill.

Nihill was one of her outside-of-the-box hires. A lawyer in retail and tech with no NFL background.

"I do think that professional sports lends itself to a wash, rinse, repeat cycle," said Nihill. "Every season you can kind of do the same things for a while and get away with it.

And her mentality is 'Let's act like a start up, let's challenge everything, let's expect our best in every category of the business.'"

Although he won't take credit, Nihill was the one who decided to let Waverly High School play at Nissan Stadium after devastated floods gripped the community. That was a decision beyond inconvenient—a bold, impulsive act of service.

"When do we do it, it's the weekend after the first game," Keith said. "We played the home opener, we are going to Seattle the next weekend so everybody is going to travel. You've got the home opener and then you are going to the west coast and the organization does this on that Thursday night, Waverly is playing at Nissan stadium and we are going to make it happen. And I don't know anybody in the organization that just didn't pitch it. It was just one of the proudest moments that I've ever had of this entire organization."

Keep in mind this would have been unthinkable in the old days, you would have been laughed right out of the meeting.

"The service piece is really what has increasingly defined the people who work in this organization," said Nihill. "It's our heartbeat. It may sound cheesy, but the people who have come to our doors for whatever reason, it matters to them on a deeper level. We have paid a lot more attention to how we can leverage our platform, our resources to make Nashville a better place to live," said Nihill.

There's a famous story told around here. At a big staff meeting, Amy Adams Strunk said, "We have ugly tickets, and we will never go to the Super Bowl with ugly tickets." It was dead quiet in the room, maybe some skepticism. But now they believe everything matters.

Of course, none of it matters if you don't win football games. If you lose, you are viewed as a failure whatever you do for the community.

That might not be fair, but it is an ugly truth.

Adams' first big hire was General Manager John Robinson. You know the winning streak started the same day as that hire.

And while it's pretty obvious he is a good judge of football players, their potential, what they have left in the tank, their value as a piece of the puzzle. What you don't know is his complete buy-in to the Titans culture.

"Everything matters, it's one of our mantras: everything matters," said Nihill. "Every bit of design around the stadium, our tickets, every detail matters. It also carries over to the football team. I have watched him walk around our practice field and pick up little pieces of athletic tape to make it so everything about everything we do is first class."

Even with the crushing loss to the Bengals. Even with a Super Bowl goal defeated for another year. The Titans will be back. Because it's just what they do.

"I tell people all the time, these are the good old days," added Keith. "Enjoy this because what you are seeing on and off the field from our organization, this is the best we have ever been in 23 years."

###



**MEET TENNESSEE TITANS  
OWNER AMY ADAMS  
STRUNK—AND NINE  
OTHER WOMEN  
CHANGING THE GAME IN  
THE NFL**

**BY AMY FELDMAN FORBES  
SEPTEMBER 23, 2022**

Most female owners inherit a team from a father, husband or brother. Now some are buying their way into football. The Titans' titan goes deep on what it all means for the league.

Before the Tennessee Titans kicked off their NFL season with a home game against the New York Giants on September 11, team owner Amy Adams Strunk spent nearly two hours with tailgaters outside Nashville's Nissan Stadium. "Omigod, it's her," one young woman shouted, before asking for the requisite photos.

The fans, Adams Strunk says, are her favorite part of owning the team, which her late father Bud Adams founded (as the Houston Oilers in 1960) and of which she has been the controlling shareholder since 2015. "Our fans, to me, are not a statistic," she says. "I'm going to be the owner that comes up to you and thanks you."

At 66, Adams Strunk is worth \$1.6 billion from her 50% stake in the Titans and is one of a growing number of women who own NFL teams: 18 of the league's 32 franchises are at least partially female-owned, with 10 listing women as majority owners or co-owners. Most inherited teams from their fathers, brothers or husbands—or, like the Buffalo Bills' Kim Pegula and the Cleveland Browns' Dee Haslam, bought into them with their husbands.

But there are signs of change—this summer, Ariel Investments' Melody Hobson bought a 5.5% stake in the Denver Broncos for

\$245 million as part of the Waltons' ownership group that also brought in Carrie Walton Penner, granddaughter of Walmart founder Sam Walton, with a 30% stake.

"Fifty percent of our fans are women," says Adams Strunk, who is known as "Mom" to the Titans' faithful. "Even though we've never played the game, that doesn't mean we don't know the game. And we have some unique perspectives on reaching women that we can bring to the table."

While some female owners who inherited NFL teams are hands-off, Adams Strunk not only runs the Titans but has also delivered a stunning turnaround. Since 2016, the squad has had six winning seasons. More important, she helped bring the NFL draft to Nashville three years ago and has high hopes for the city to host a Super Bowl.

It's a vision her father could not have foreseen. Bud Adams, who died in 2013 at age 90, was a legend in professional football. A member of the Cherokee nation who made his fortune in oil, he was instrumental in founding the American Football League and started the Oilers for just \$25,000. In 1997, when Houston wouldn't pony up cash to replace the aging Astrodome, he relocated the team to Nashville and its new 69,000-seat stadium.

"It was a game-changing moment for this city," recalls Butch Spyridon, CEO of the Nashville Convention & Visitors Corp. "It shocked the entire sports world, and Nashville started to believe in itself a little more."

But Bud Adams' death also led to a leadership struggle for the Titans as the team's losses piled up. Its ownership was split between his two daughters, Adams Strunk and Susie Adams Smith, and the wife and children of their brother, Kenneth Adams III, who died of suicide at 29 in 1987.

After a family scrum—which saw the ousting of her brother-in-law as CEO—Adams Strunk and her nephews wrested control of the team in 2015. "It was a hard decision," she says, "but my dad's legacy was very important to me and the boys."

Adams Strunk had grown up in football, but her father had never wanted his daughters working for the team. She had spent time as owner of a few of the family's car dealerships and oil interests, and raising horses (she still has a few dozen on the family ranch in Texas, along with plenty of rescue dogs). "I never thought—ever—that I would be running the football team," she says.

After she took over the Titans, she worked closely with her nephew, Kenneth Adams IV, who had worked for the team under her father since 2007, as well as with Steve Underwood, who she brought back from retirement as the team's top executive. Kenneth Adams, who is 38 and a Titans board member, says that having his aunt and other female owners running NFL teams makes a difference: "I think it's good for the NFL and we need it. It was a long time coming."

Adams Strunk brought in a new general manager, Jon Robinson, who was blunt about the team's problems on the field, and spent money on new facilities (including a new indoor training center) and new uniforms. "When you know you need to fix something you want someone telling you the brutal honest truth," Adams Strunk says. "Nothing is going to get solved if you don't know what needs to be done."

The willingness to spend money differentiated Adams Strunk from her frugal father. And while she could be tough when fixing problems, Jevon Kearse, the Titans' former defensive end, says it is her warmth that makes her a different kind of owner. "She's one of the first people to come up and give me a hug," he says. "Some of the owners come around for the

**NEW TITANS CB CHIDOBE AWUZIE AIMS TO TURN INTO GRANDMASTER IN NEW DEFENSE IN TENNESSEE**

**BY JIM WYATT  
TENNESSEETITANS.COM  
JUNE 3, 2024**

NASHVILLE – Chidobe Awuzie is an avid chess player who has regularly squared off against some of the best in the NFL in competitions.

The Titans cornerback took home fourth place in a recent contest on chess.com. He'd previously won the event, and he placed second another year.

"I thought it was just a fun thing," Awuzie said with a smile. "This year, people were talking about how they were training with Grandmasters. ... Now that I know people are taking it that seriously, I'll be on my bag next year."

On the football field, Awuzie is doing his best to get up to speed on a new team, while playing in a new defense under defensive coordinator Dennard Wilson.

Awuzie said the transition has been going great.

"The No.1 thing, it starts with coach Wilson right now, just setting a standard," Awuzie said. "Everyone is matching each other's intensity. Right now, he's the one setting the tone in the meeting room, and we have to come out here and match his intensity. At some point, us players, when we get comfortable in the system, we are going to be the ones setting the tone and the intensity. We're still on that path. Everyone has that same vision in mind, that aggressiveness. We just have to get there."

In seven NFL seasons, the 6-foot, 202-pound Awuzie has played in 86 career games, with 74 starts, and he's tallied 368 tackles with six interceptions and 62 passes defended.

In his last three seasons with the Bengals, the 28-year-old Awuzie broke up 25 passes and intercepted two passes in 37 games played, including 32 starts. Awuzie played in 15 games, including 10 starts, in 2023, when he totaled 56 tackles and six passes defended. Awuzie began his NFL career with the Dallas Cowboys, who drafted him in the second round of the 2017 NFL Draft.

As Awuzie gets comfortable in Tennessee, he could lean on his chess experience to help.

It turns out chess translates to football, Awuzie said.

"Chess is a game where you have to recognize positions, like, 'OK, I have been in this position before. How was I attacked? Or, maybe I made the wrong move before and now that I've seen this position before, I know the right move to make," Awuzie said. "In football, it's the same thing. Pattern recognition. You may see a formation ... and you are able to attack it. I think chess, with my mind, it has helped me diagnose things better."

###

## EXCLUSIVE INTERVIEW: TITANS CB DARRELL BAKER JR. ON MAXIMIZING OPPORTUNITY

BY JUSTIN MELO  
BROADWAY SPORTS  
MEDIA  
NOVEMBER 13, 2024

Tennessee Titans cornerback Darrell Baker Jr. has been one of the defense's bigger surprise performers this season. Claimed off waivers in late August after initial 53-man rosters were finalized, Baker Jr. was supposed to join Tennessee as a depth cornerback. Injuries to L'Jarius Sneed and Chido Awuzie have instead catapulted him into the starting lineup, where he's played good football for a secondary leading the NFL in defensive passing yards allowed per game (156.7).

Baker Jr. recently spoke exclusively with Broadway Sports. Baker Jr. discussed joining the Titans via the waiver wire, preparing to play in Dennard Wilson's defensive system, what he's seen from rookie corner Jarvis Brownlee Jr., and so much more.

JM: I want to start at the beginning of this season. What was that weekend like when the Tennessee Titans claimed you off waivers? Navigating that 53-man roster stuff has to be a little hectic. Did it remind you of being an undrafted free agent again?

Darrell Baker Jr.: It kinda did remind me of being undrafted again. Being released by the Indianapolis Colts caught me by surprise after previously making their 53. After they made that decision, my fiance and I were talking about our options. It's funny, we actually talked about the possibility of landing in Nashville, Tennessee.

The next day came, it had been about 24 hours since the Colts released me. I was actually getting set to sign back to the [Colts'] practice squad when my agent

texted me telling me I had been claimed. I was like by who?!? My fiance and I laughed when he said Tennessee.


My agent and I hadn't spoken to any teams throughout that process. The Titans decided to make that move and it put a huge smile on my face. I spoke to one of the [Titans'] local scouts. I hopped on the road and drove right up to Tennessee.

JM: You come in and you're supposed to be a reserve behind guys like L'Jarius Sneed and Chido Awuzie. Fast forward to today and you've played more than 40 percent of all defensive snaps. You've been a boundary starter for multiple games in a row. What do you think it was about your mindset that allowed you to contribute right away?

Darrell Baker Jr.: I just prepare every day like I'm a starter. I was doing that when Sneed and Awuzie were healthy. You have to be ready when somebody goes down. I didn't want the coaching staff to feel like there was a drop off when I had to come into the lineup.

One of our coaches told me, "even when you're not a starter, you're still a starter because you're one play away from being one." They expected me to make plays when I entered the lineup. I've been trying to bring a burst of energy to the defense.

Ever said our coaching staff said they didn't expect a drop off, I've been living by that.



JM: Defensive coordinator Dennard Wilson blitzes a lot and plays a lot of man coverage. Corners have to play on an island in this scheme. How do you think coach Wilson's system suits your skill set?

Darrell Baker Jr.: I love playing in coach Wilson's system because I have terrific length to play man coverage. I love getting my hands on guys at the line of scrimmage. I've been encouraged to be a bit more physical than I was at my last spot.

We know we have guys up front that can get after the passer. That allows me to play physically at the line of scrimmage. Our staff has done an incredible job keeping me prepared and making sure I know what to expect. I'm staying on top of my game throughout this process.

JM: It's also not like coach Wilson made changes to his scheme to accommodate the injuries. He's shown a lot of confidence in you to execute what Sneed and Awuzie execute. What has that confidence in your game meant to you?

Darrell Baker Jr.: I love it. We play a difficult position. As a cornerback, I have to go out there and play with confidence no matter what. I'm always trying to stay true to myself out there. I have to make those plays when the ball is thrown my way.

JM: You also have three pass breakups this season in a few starts. You had seven with the Colts last year. What is it about your mentality that allows you to make plays on the ball?

Darrell Baker Jr.: My goal every game, every season, is to not allow any catches when the ball is thrown in my direction. I always bust my tail off for the guys in front of me. I play hard for everybody on our sideline, everybody in our organization.

JM: Who would you credit as being the leader in the secondary? Either the vocal one, or one that leads by example.

Darrell Baker Jr.: Amani Hooker has been here for a few years. He's done a great job catching me up on a lot of things. We're always talking and communicating on the field. We recently lost Quandre Diggs to an injury. He was a terrific resource for me as well. He was that voice for us, that veteran leader. We know we could depend on him, and I'm working hard to ensure he knows he could depend on me.

I would say we have a great combination in our defensive back room. Coming here on short notice, all of my teammates helped push me to get to this level. They helped catch me up on the playbook. They got me to a point where I feel extremely comfortable out here.

JM: You're a young corner, but you've played a lot of football. What have you seen from Jarvis Brownlee Jr. as a rookie? You guys have been the starters on the outside lately due to injuries, and you're the vet and he's the rookie.

Darrell Baker Jr.: Jarvis Brownlee Jr. is an extremely physical and feisty cornerback. I love the way he plays the game. There's nothing he can't do defensively. He can handle every assignment, every responsibility. I've loved watching him grow every single week. He's come in and played so well for us as a rookie.

It's been amazing to see. I'm not sure I've seen that from anybody at my previous stops. Credit to everybody in our defensive back room for helping get Jarvis ready for his opportunity. He's been doing his thing because he's well prepared.

JM: We've appreciated your time today, Darrell. This has been outstanding. In closing, what are your goals for the remainder of this season?

Darrell Baker Jr.: I'm trying to get at least two interceptions (laughs). That's a personal goal of mine. As far as our team goes, we're trying to finish strong. We believe we're better than our record indicates and we want to prove that before the 2024 season ends.

Let the chips fall where they may.

###



**SALUTE TO SERVICE:  
TITANS CB DARRELL  
BAKER JR. PROUD OF  
LESSONS LEARNED FROM  
HIS PARENTS, BOTH  
RETIRED U.S. ARMY  
VETERANS**

**BY JIM WYATT  
TENNESSEETITANS.COM  
NOVEMBER 14, 2024**

NASHVILLE – As a young boy, Darrell Baker Jr. found out what it was like to grow up in a military family.

Both of his parents served in the U.S. Army.

There was discipline, and the example of hard work set for him to follow.

Baker found out what it meant to sacrifice, even if he didn't truly understand it until he got older.

It will be a proud moment for Baker, a cornerback with the Titans, when his parents are recognized as the Honorary 12th Titans for Sunday's game against the Vikings at Nissan Stadium.

It will be part of the team's Veterans Day celebration during Salute to Service month across the NFL.

Darrell Baker Sr. and Johnetta Dixon, retired U.S. Army veterans, served stints in Baghdad, Iraq, and Kuwait, among other locations overseas. Darrell Baker Jr. was born on March 27, 1998, in Panama City, Panama, when his parents were stationed there.

Baker's parents moved to Georgia when he was young, and he was surrounded by six siblings as his parents were stationed in Fort Benning and Fort Gordon. There were times when his parents had to leave for months at a time, his father a contractor in the Army, his mom a cook.

"I remember when we'd get a surprise, and go to the airport to pick

them up," Baker said with a smile. "That day was like heaven on earth."

It wasn't always easy, Baker Jr. said.

"We weren't the most wealthy family in the neighborhood," Baker said. "But my parents made sacrifices, and they did what they could to make sure all of us were fed, and taken care of."

And, there was discipline.

"It wasn't like crazy strict, but there was discipline in the household, doing chores all the time, having to clean," Baker said. "Little still you don't notice when you are younger, making up your bed, ironing your clothes, little stuff that matters today as an adult.

"When you get around new people, especially as you enter college, you realize not everybody was raised like you were. You see those differences it can make."

There are also some things Baker doesn't know about the emotional toll of being in war.

"As I got older, just seeing their reaction when asked about it," he said, "I didn't really want to talk about it with them."

Baker said he once considered going into the Marines, but he fell in love with sports, and football, instead.

Playing in the NFL became his dream.

Over the years, the toughness and perseverance he learned from his parents helped push him as he found his way.

Baker had zero scholarship offers for football out of high school at Hephzibah (Georgia).

After playing in college at Georgia Southern, he was not invited to the NFL combine

Baker signed with the Arizona Cardinals as an undrafted free agent following the 2022 NFL Draft, but he was waived by the team three

months later. That's when he was signed by the Indianapolis Colts, where he earned a starting job with the team in 2023 after paying his dues on the practice squad most of the 2022 season.

When Baker was released by the Colts back in August, the Titans signed him. Baker has stepped in and played well for the Titans this year, playing in eight games, with three starts.

On Sunday, Baker and his parents, who live in Augusta, Georgia, will all be on the NFL field together, when his mother and father will be recognized for their service to the county, and their commitment.

Teams across the NFL are celebrating Salute to Service throughout November, a dedicated time to recognize and pay tribute to the courageous men and women who have served or are currently serving our country. Salute to Service is the NFL's year-round initiative that focuses on honoring, empowering and connecting with service members, veterans and their families.

"Salute to Service is just a lot of respect shown to them, to the military," Baker Jr. said. "They go overseas, across the world, to fight to make sure everybody here in America is safe. You see the wars in Iran and things that take place in Palestine. ... Those that serve our country go over there and risk their lives, and we get protected in turn.

"I'm very blessed to have my parents, very proud of them. And, very blessed to still have them, because there are so many people who don't make it out of those wars, and they are two people God put His hand over and I'm very thankful for that."

###

## **HOW CORNERBACK DARRELL BAKER JR. MET HIS SON ON THE COLTS' FLIGHT TO GERMANY**

**BY NATE ATKINS  
INDIANAPOLIS STAR  
DECEMBER 1, 2023**

FRANKFURT, GERMANY -- Darrell Baker Jr. slid into his seat on a plane headed for Germany, pulled out his phone and began punching in numbers as quickly as his heart could race.

The Colts starting cornerback needed to pay for high-speed WiFi so he could make the most important video call of his life. More than a thousand miles away, a distance increasing by the minute, his fiancé was headed into labor.

So he kept typing in his credit card info, only for an error message to pop up. The minutes crept by, and soon the lights would go out in the cabin so his teammates could get a night of sleep on the way to play the Patriots in Frankfurt.

As the plane soared, he feared a moment slipping away.

Finally, his phone connected and there she was on the other line: Jade Falcon, the woman he asked to marry him in the preseason. She was ready to give birth to the boy they'd name Dallas in honor of the impossible journey they'd taken to parenthood.

"You've got this!" Baker shouted in a plane of passed-out Colts. "Breathe! Push!"

Darrell Baker Jr. first met his son on the Colts' bye week after watching his birth from the team's flight to Germany.

An NFL-style romance

Baker has played less than two seasons in the NFL, but he already owns a story that peaks at 30,000 feet and plunges to depths most players would never come back from. This is the season that will

shape his life – from engagement to fatherhood, in and out of a starting NFL defense, through a controversial loss to the Browns and into that heart-throbbing space in the clouds.

Just two years ago, Baker was in his sixth and final season at Georgia Southern, where he initially walked on, when a photo of a young woman from Tampa Bay popped up on his Twitter timeline. He followed her. She followed back. He waited four months to build up the courage to send a direct message.

She didn't respond, but she did send another tweet: "Chase the bag, not the boys."

So he sent another message: "How about we chase the bag together?"

That one got a response.

"I was like, 'Man, she looks good, and if I can get this one, I'm not letting her slip at all,'" Baker said. "As soon as she (direct messaged) me back and said what she said, I was like, 'Oh yeah, it's over with now.'"

This was Baker's hyper-competitive side coming out, the one that would later latch him onto the Colts in 2022 as an undrafted player. But in football and in love, he was chasing long odds. The NFL didn't invite this sixth-year cornerback from the Sun Belt Conference to the scouting combine, and the woman he met online didn't want a long-distance relationship.

Darrell Baker Jr. and his fiancé, Jade Falcon, have had a journey since meeting on Twitter in 2021.

So for three months, he didn't even tell her he played football. Not until he invited her to Dallas, and she asked why he was there. She put off the first date they planned, but after a month, she found the courage to go.

What she found was the kind and calm person she'd gotten to know through FaceTime, but she also saw his determination. He had an

itinerary for the weekend, as they bounced from tacos at the mall to Go-Kart racing to riding a Ferris Wheel. They ended with dinner at a rooftop restaurant where a server brought an ice cream to the table with a card that read, "Will you be my girlfriend?"

He'd found the idea by reading her old tweets.

"How could I say no?" Falcon said later.

The first dream was in motion, but the second needed a destination. He went undrafted into the NFL but received a tryout with the Cardinals and made the offseason roster. He and Falcon moved in together for the first time, living for four months until she had to leave for Tampa Bay to finish up her master's degree. Shortly after she left, Baker got injured and was released.

He had two tryouts after that, and Indianapolis offered him a spot on the practice squad.

After appearing in three games as a special teamer in 2022, he and Falcon continued to fly back and forth from Indianapolis to Tampa Bay to see each other. In March, a pregnancy test came back, and it was positive.

His mind shifted to the future -- and about finding one in football.

"It was like, now we have to go all-in," he said. "Every day, give it everything we've got no matter what."

Darrell Baker Jr. proposed to Jade Falcon in Sept., days after making the Colts roster.

He planned a proposal for that fall. He found a rental house for the three of them to live in. He built a crib. They picked out baby names, too: They'd name a girl Indy and a boy Dallas, in honor of two cities where the match was lit.

To that point, "Dallas," was the name Falcon always called Baker.

To all her friends, he was “the boy from Dallas.”

But before he could pass along a name, he needed to make a team so he could afford this life for them. He attacked the weight room, meeting room and practice field like a man with a few names to fight for. He began the spring eighth on the cornerback depth chart, but after Isaiah Rodgers Sr. was released following a gambling suspension, Baker was suddenly in the mix in one of the youngest position groups in the league.

Two months later, he was a roster lock and on the first line of the depth chart.

“My mindset is, ‘Either I’m gonna win the rep or I’m gonna win the rep, period,’” Baker said. “I always say if I’m going up against somebody 10 times, I’m winning 12 of those.

“... I don’t just want to be good in this league. I want to be great.”

Darrell Baker Jr. made the Colts roster for the second year in a row.

Confidence had fueled every step of his journey to that point, from a baby born in Panama to members of the army to a kid in a Georgia town of less than 4,000 people to a walk-on at Georgia Southern to a man direct messaging a girl he didn’t know in a state he didn’t live in.

And now, that girl was here in Indianapolis, building this life with him by multiplying that positive energy and packaging it into a human due in a few months.

“We are literally one,” he’d say later. “I can say that’s my best friend in the world.”

They’d need each other, too, because at the highest level of football, momentum often builds half as fast as it falls apart.

Darrell Baker Jr. was at the center of two controversial penalties against the Cleveland Browns.

## A nightmare against the Browns

Nineteen days before his son was born, Baker crouched into his stance and stared into the soul of Amari Cooper with less than a minute left in the game.

He dropped back as Cooper engaged with his chest, right as E.J. Speed was obliterating P.J. Walker for a strip-sack to win the game – except it didn’t. Baker was called for illegal contact.

One flag on Baker left him rattled. The second would leave him hurt. The Browns had a first-and-goal when Walker lofted a ball to the back right corner of the end zone; Baker’s head was turned to the receiver as the ball flew well out of reach. Another flag came out. Pass interference.

Baker punched the air and screamed.

The ball moved inside the 1, and three plays later, the Browns punched it in for a 39-38 victory.

Afterward, Baker would face the cameras and say he believed he’d done his job. Soon, the NFL would inform the Colts that that at least one of the calls was incorrect, according to team owner Jim Irsay. A few teammates seethed about a game stolen from them by officials.

MORE: ‘They’re both uncatchable’: Colts CB Darrell Baker Jr. disputes game-changing penalties

The next week, the Colts sent Baker to the bench.

“A lot to say, but I’ll keep it professional,” Baker posted to Instagram after the game.

Falcon called her best friend to game plan how best to comfort him.

“Sometimes he doesn’t even know that he’s stressing,” Falcon said. “It takes for somebody to tell him, ‘Hey, you’re losing weight. Are you OK?’ And he’s like, ‘Dang, I didn’t even realize.’”

Colts fans began direct messaging her, which was the place she first met Baker. She read enough of the nasty ones until she broke down to him.

“I’ve never experienced this. I’m not even the one that’s on the field. Are you OK? How are you dealing with this?” Falcon recalls telling Baker. “And he’s like, ‘Listen, this is what comes with it. This is how it is.’”

“So at this point, I’m the one that’s crying because people are saying things and I want to say things back and I’m just like, I can’t say anything back because I’m a reflection of you and he’s like, ‘It’s OK. It’s fine. We’ll get through it.’ And I’m like, ‘Wow, I’m glad you’re the one in this position dealing with this and not me because they would have canceled me.’”

As an outside cornerback, Baker can’t let himself believe otherwise.

And this isn’t just a game to him.

Darrell Baker Jr. has worked his way up from the practice squad to becoming one of the Colts’ starting cornerbacks.

“I obsess over the idea of being able to dominate and impose my will against somebody,” Baker said. “It’s the idea that no matter what they do, I have an answer for everything. It’s an obsession.”

The leaders of the Colts defense checked in. This was Baker’s second benching.

“I told him, ‘We still need you. You’re still a part of this team. We still need you to perform, whether that’s on special teams or when the opportunity comes again,’” said linebacker Zaire Franklin, a former seventh-round pick. “I’m no stranger to getting an opportunity and not taking advantage of it the first time around. Just make sure you don’t miss it again.”

Said cornerback Kenny Moore II, who went undrafted and was cut by the Patriots, “If you think it’s going

to be perfect, then don't play at all. The good will be the good and the bad will be the bad, but you've got to keep pushing through both to be your best."

Baker was forced to take a step back the next week, as he didn't practice with the first-team defense or see a single snap in the game.

The flags against the Browns felt like a nightmare, but when he would lay down to sleep next to Falcon, the dreams had a different ending. In them, he's out there at Lucas Oil Stadium shaking as a quarterback throws his way. But this time, he's staring at the ball, leaping at just the right moment and making the play.

"The stuff people say they dream of," Baker said, "I literally dream of."

#### Meeting Dallas

By the time he boarded the flight to Germany to face the Patriots, Baker had already rebounded. His starting job returned, thanks to a 38-27 loss to the Saints that featured 500 yards allowed without him. He'd just held his own against the Panthers, the Colts won 27-13 on two Moore interceptions.

Doctors told Baker and Falcon to expect the baby to arrive the following Wednesday, which would be the middle of the bye week. But she was induced nine days early, and he was on a dark plane in the middle of the night, somewhere over the Atlantic Ocean.

At one point, Falcon rolled backward in pain as tears streamed down her face. Baker spoke through the phone to the nurse, asking her to sit Falcon upright.

"I literally felt like he was there without him physically being there," Falcon said.

Then an infant started to cry. And as Baker stared into the white light illuminating his face, he felt two tears roll down his cheeks.

With most of the cabin passed out, Tyquan Lewis caught a glance at what was on the phone.

"Congrats," he said.

A flight attendant grabbed the intercom and announced that Baker was a father to a baby boy named Dallas, and the whole team burst into applause.

Some knew how this would change his life in the game.

"When your kid's six weeks and your wife or fiancé is getting up every night and being with him, you're missing those moments," said Zaire Franklin, who has a 2-year-old son. "You can't come in here and not take what you're doing serious."

Baker never slept on the flight over, and then the coaches had the players stay up the full day to adjust to the six-hour time difference. He called Falcon on every break to check in and say hi to his son.

By Sunday, he was starting at outside cornerback and held his own as the Colts defense dominated the Patriots for a 10-6 victory.

"It gives me that extra push," Baker said of fatherhood. "If I'm tired, immediately that's my go-to thought. It's everything that drives me to make the right decisions on the field and off the field."

Darrell Baker Jr. has regained his starting cornerback position, at least for now, after getting benched twice this season.

The next day, Baker arrived at the hospital in Tampa Bay — Falcon temporarily returned to Florida with Baker on the road — and held his son in his arms for the first time.

The new family of three got six days together before Dallas' daddy had to fly back for work.

His fiancé and son will be here in mid-December. Dallas' first game will be against the Raiders. Baker has to earn his playing time in it with

second-round rookie JuJu Brents due back from a quad injury.

When Baker said goodbye that day from the airport, he and Falcon cried together.

The next time she saw him was on a TV screen the next Sunday, when the Colts hosted the Buccaneers. It was another game at Lucas Oil Stadium where an opponent was driving to come back and nearing the goal line. This time, a receiver cut across Baker's face but he followed the crossing route like a shadow, causing Baker Mayfield to pull the ball down and take a sack in a 27-20 Colts win.

Down in Tampa Bay, Falcon cheered but in silence this time.

She didn't want to wake the baby asleep on her chest.

###



**COAL MINER'S SON: HOW CHAD BRINKER WORKED HIS WAY FROM MARTINS FERRY, OHIO, TO THE NFL**

**BY JON GREENBERG  
THE ATHLETIC  
DECEMBER 28, 2023**

Football roads lead to football destinations so if you're wondering how someone gets to the NFL from Martins Ferry, Ohio, you start on Lou Groza Highway.

Groza is the famous son of Martins Ferry, a river town that was once busting at its seams with football and steel. Lou took his toe to Cleveland and eventually, Canton. So, as they do in small towns, they named a strip of Route 7 after him in 1986.

If you take Lou Groza Highway north alongside the Ohio River, you can find your way to Pittsburgh and that's where we find another of Martins Ferry's favorite sons, Chad Brinker, at a Thursday night football game in early November.

Brinker is in his first year as the assistant GM of the visiting Tennessee Titans and he's walking on the field at Acrisure Stadium with his boss, the impeccably dressed Titans GM Ran Carthon. But it's Brinker who's getting the attention.

It's Brinker who has a TV reporter following him around and who is greeting friends on the field and in the stands.



“Oh, yeah, you know we gave him s— for that,” Carthon said later in a phone conversation. “The big homecoming of the great Brinker. ... All jokes aside, it’s a cool moment just to show you where the game can take people, you know what I mean? Chad’s a coal miner’s son, comes from a very small town, and we’ve had these talks about where do you think you would be if it weren’t for the game of football.”

Where would the 44-year-old Brinker be without football? He’s thankful he doesn’t know.

“For whatever reason, God made me the way he made me,” Brinker said. “And I’m meant to be in football.”

There’s a poem about Martins Ferry. You might’ve read it in the epigram of the book “Friday Night Lights.” It’s titled “Autumn Begins In Martins Ferry, Ohio.” It’s written by a native son, Pulitzer Prize winner James Wright, and it’s a haunting ode to small-town life.

The ending is worth highlighting:

Therefore,

Their sons grow suicidally beautiful

At the beginning of October,

And gallop terribly against each other’s bodies.

There aren’t many poems about football, said Denison University professor emeritus David Baker, who recently spoke at a James Wright poetry festival in Martins Ferry. Part of the reason for that, he thinks, is how football involves a sublimation of individuality. The players are ensconced in helmets and pads. And notice, there are no names in the poem, just descriptions of the ethnicities of people in a steel town.

“This is a kind of brutal, sacrificial sport,” Baker said. “And, you know, James Wright’s heart was with the working-class people. I mean, his dad worked in the steel factories and his family were farmers. That was

part of his material and part of the specialness of his material. He’s speaking for a group of people that aren’t often or haven’t often been woven into lyric poetry.”

Brinker’s father, Chuck, was a coal miner (he finally retired in recent years), but Chad’s life in Martins Ferry wasn’t bleak. He didn’t play football to escape his fortunes, but he knew that football could provide a path to something greater. And boy did he “gallop terribly” as a Purple Rider running back.

“He is the best player that I ever coached and the best person I’ve ever coached,” said Brinker’s coach at Martins Ferry, Dave Bruney.

Bruney is football royalty in this slice of the Ohio Valley. Not only did he coach there for 39 years, but he has a connection to the NFL. His uncle Fred, who passed away in 2016, was employed in the NFL (or AFL) from 1953 to 1997, which was believed to have been a record until it was broken by Dick LeBeau. Fred Bruney was credited with developing the safety blitz.

Martins Ferry had its share of famous (or locally famous) athletes — the Niekro brothers and John Havilcek are from there and went to nearby Bridgeport High School, for instance — and when Brinker was a high school freshman he first wanted No. 7 because of Joey Galloway, who starred at nearby Bellaire High School. He then decided on No. 21. Bruney told him it was retired for record-setting running back Jimmy Johnson, who played in the late 1970s.

“I don’t remember saying this because it doesn’t sound like my personality,” Brinker said, “but he claims that I sat there for a second and I said, ‘Well, you can give me 32 and just go ahead and get prepared to retire that one too when I get done.’ And then sure enough, they retired 32 when I got done.”

Nearly 4,000 rushing yards and 51 touchdowns later, Brinker proved his younger self prescient. In his senior year, he ran for a whopping

2,024 yards and his coach remembers two games in particular, one from Brinker's junior year and one from his senior season.

As a junior playing against Indian Valley on a rainy night, Brinker's helmet popped off as he was fighting for yards and he got popped in the face by a defender's helmet. His face was ripped open under one cheek and he was rushed to a nearby hospital for stitches. When he returned, the game was in overtime and Martins Ferry was near the end zone.

"He walks up to me on the sideline, his whole face was swollen, and he said, 'Coach, if I can get my helmet on, put me in right here and I'll end the game,'" Bruney said. "And I said, 'There ain't anybody in the stadium who wants you in the game more than me right now, but I can't do it. I wouldn't do it to my son. I'm certainly not going to do it to you.'"

Indian Valley won the game, and the next year, when Martins Ferry faced that same team again, Brinker rushed for 319 yards and seven touchdowns in just over two quarters in a 71-6 win.

"I sent somebody in for him and he didn't want to come out," Bruney said. "And he said, 'Coach just let me finish one more drive because I owe these guys.'"

It was around this time that Jim Grobe, the new coach at Ohio University — where Bruney played in the 1970s — was building a program based on the triple-option offense he learned at the Air Force Academy. He made time to drive to Purple Rider Stadium for a game.

Purple Rider Stadium is set across the road from the town in the middle of an industrial park along the Ohio River. On Friday nights, it was the place to be, as Grobe, a native of Huntington, W.Va., found out.

"I was so impressed the first time I went, watched him play," Grobe said. "They had the gates (to the stadium) closed and they would open the gates and everybody would

sprint to get their seats. It was the wildest thing I'd ever seen. You're talking about standing room only. I guess, the bottom line was football was really important to the community."

Brinker went on to Ohio University, where he anchored Grobe's triple option for two years before the coach left for Wake Forest. In his redshirt sophomore year, he pulled off a touchdown trifecta (running, catching and throwing) in an upset win at Minnesota, something a former Ohio beat writer reminded him of one day when Brinker was at the Metrodome scouting for the Packers.

"Well, we didn't have anybody who could outwork him," Grobe said. "He was one of those guys that was always early for everything and late leaving. You had to almost run him off the practice field. Just great work ethic and, of course, great ability. He was, if not the fastest guy on the football team, he was one of the fastest guys."

As a redshirt junior, Brinker was racking up yardage but he was also waking up with headaches, blurred vision. He didn't want to tell the team doctors so he trudged to the student health center, where a well-meaning doctor told him he might be having panic attacks. Brinker threw away his prescription on his way out of the building and kept playing.

"Where we're from, you're not raised to say anything," Brinker said. "You're supposed to be tough and you gut it out. You think my dad, he's retired now but he went in the coal mines for over 40 years, you think he felt good being in the coal mines every day?"

In the fourth game of the season, Ohio was at home against Toledo and Brinker couldn't tough it out anymore.

"I remember losing peripheral vision and just having the excruciating pain in my head and I guess I was forgetting plays and stuff," he said. "So my teammates

are the ones that told the doctor that 'I think Chad's concussed, there's something wrong with him.' And then the doctor got a hold of me. And I think that was the first time I was a little scared."

Ohio's team doctor sent him in for a CAT scan.

"And that's when they found the mass on my brain," he said. An arachnoid cyst, to be exact.

Earlier that season, Ohio had played at West Virginia and on the sideline was Dr. Julian Bailes, a neurologist who had previously been a Steelers doctor. As Brinker was figuring out his next step from a medical standpoint, his mom happened to run into Bailes, the chair of the university's neurosurgery department, at the hospital she worked at in Wheeling, W.Va. Bailes remembered Brinker and agreed to meet with him and then perform surgery.

What could've happened if Brinker kept playing?

"First of all, he could've had sudden enlargement or swelling," Bailes said. "The cystic tumor could have bled, it could have hemorrhaged and anything can happen when that occurs and including someone having a stroke or dying. A lot of times people don't know they have something in their brain until something happens. His fortunately was headaches, but not many people are playing D-I football as a running back."

Bailes wound up removing the cyst that was lodged between Brinker's brain and his skull. The craniotomy wasn't a particularly memorable surgery for Bailes, but what happened next was a first for the neurosurgeon.

"The thing that made it unusual was his young age," Bailes said. "And the fact that he was a football player

and he wanted to go back to playing football.”

Bailes approved of Brinker’s return for his senior season because the skull had healed and he felt Brinker’s brain would be stable enough to take hits. But there wasn’t much precedent to go on.

“There have not been many people after brain surgery who returned to play football at a high level,” Bailes said. “I don’t know of anybody who’s had brain surgery and then gone on to play in the NFL. It is very likely it has happened, but I’ve never heard of it.”

But to prove it’s possible, a picture of Brinker in a New York Jets uniform hangs up in Bailes’ Chicago-area office.

After a scary recovery, Brinker started running track for Ohio University in the winter and returned to the football field the next year for his senior season. He rushed for a career-high 1,099 yards and 10 touchdowns.

After finishing with 2,826 yards and 27 rushing touchdowns, Brinker went undrafted and was invited to the Jets training camp, where he was a late cut. The next stop was NFL Europe but not for long.

It was 2004 and Brinker was in Birmingham, Ala. Back then, when you got injured in NFL Europe, you got sent there to do your medical rehab.

Brinker was with his wife, Rachele, and he was bored. They were at a bookstore and he picked up a copy of “Moneyball,” the Michael Lewis blockbuster about Billy Beane and the statistical revolution in baseball. Brinker was hooked. Here was this guy who grew up in the cradle of smash-mouth, three-yards-and-a-cloud-of-dust football, where collision is poetry, and he’s transfixed by the idea of arbitrage in sports.

“It was really interesting to me and it kind of sparked my interest in analytics on a small scale, because I

didn’t know how it would fit in football because football was so interdependent,” he said. “And over time, obviously, the interest grew and you started to see where analytics could help in football.”

But before that happened, Brinker went into medical sales and dealt with the usual post-football doldrums.

“I wasn’t clinically diagnosed with depression, but I was going through some things, you know, just struggling to find out who I was, what am I gonna do next,” he said.

The years went by, he was doing well in work in the medical sales business, and he decided to help coach high school football in the Columbus area with some friends. In 2008, he made a trip to the University of Cincinnati for a game against South Florida. He was on the sideline when he ran into Terry Bradway, the former GM of the Jets, and they got to talking about a potential future in football.

Brinker said he didn’t really want to coach, so Bradway brought up a front-office job and started introducing him to scouts.

It was Packers assistant director of college scouting Shaun Herock, who had scouted Brinker in college, who recommended he try getting into the Green Bay scouting internship program.

Brinker moved his family to Green Bay and found himself in football heaven. Ted Thompson was the GM. John Schneider, Reggie McKenzie, Russ Ball and John Dorsey worked under him. Future Packers GM Brian Gutekunst was a scout and Eliot Wolf was a rising star and his dad, Ron, was still a big influence.

“I did not realize until later how special that place was,” Brinker said.

Brinker started as a scouting assistant in 2010 and worked in both pro and college scouting. Then he was promoted to a pro scout.

Green Bay’s approach was to teach its football executives how to embrace scouting and player acquisition from a holistic approach. Scouting pro and college players, learning about the salary cap, delving into analytics, they learn a little bit about everything. But in the end, scouting is about making educated guesses, right?

“Ron Wolf said something like, sure, you can teach people what to look for in players, the different attributes and different position specifics, and teach them how to watch film and all the things that go with it, but there is an instinct to what we do,” Brinker said. “He said that we’re in the prediction business. We’re trying to predict human beings, right?”

He found that his football experience helped him trust his instincts. But beyond hitting the road to evaluate talent, Brinker also worked with his mentor Russ Ball, now the executive vice president and director of football operations, on the salary cap in Green Bay. He was getting a Ph.D. in football, but by this point, the Moneyball era had fully hit football, with new owners taking over teams and looking for the NFL’s version of Theo Epstein. Ex-jocks now had to compete with Ivy Leaguers for jobs.

“I thought I was missing some formal training, so to speak, and I wanted to accelerate my growth,” Brinker said. “Now, the ‘school of hard knocks’ works because Russ Ball is the poster child for it. The guy was a strength coach and he’s considered arguably one of the best football personnel/salary cap people in the league. So I could have learned from Russ and I was learning the practical experience and all that, but I wanted some formal education.”

In wanting to differentiate himself, Brinker, who already had a master’s in sports administration from Ohio University, applied to get his MBA part-time at the Kellogg School of Management at Northwestern. He surprised himself by getting in and his bosses not only agreed to him

doing the program, but they offered him time off to complete the grueling two-year program. Instead, Brinker didn't slow down, juggling a full workload in Green Bay, classes and a wife and three kids at home.

It sounded hard, but it beat working in the coal mines.

"I used to talk about his schedule, and what it was like at that point in time, and it was pretty grueling," Ball said. "So he's definitely made a commitment to his craft and to try to be the best he can with his opportunity. And I think it's going to pay dividends."

Carthon knew Brinker from the scouting circuit and trusted him as a contact. So when Carthon got the Titans GM job, he reached out to him for the assistant GM job. Funny enough, he didn't even know about Brinker's MBA, the thing that was supposed to differentiate him from other candidates. Carthon just knew he wanted him around to help build something in Tennessee.

"He had this unique background, you know," Carthon said. "Former player, he has a scouting background, has an analytics background, has a cap background. It was just unique. I thought he would provide really good insight for myself."

So after 13 years in Green Bay, he left. Brinker's focus as assistant GM is on strategy, from roster construction to working on the kind of statistical analysis that will help the front office and the coaching staff. The Titans are 5-10 going into the last two weeks of the season and headed for a top-10 draft pick.

"He's also helping us build out our analytics department here, which is going to be a robust project," Carthon said. "He's heading that up. He also works alongside Vin Marino from the salary cap standpoint, right, while also maintaining his background as a scout. He's a man of many hats."

Brinker wants to be a GM one day, but first, he has a job to do in Tennessee.

So, how do you get from Martins Ferry to the NFL? Just like with anything else in life, you make your own road.

###



**TITANS ROOKIE CB  
JARVIS BROWNLEE JR.  
GETTING HIS SWAGGER  
BACK**

**BY JIM WYATT  
TENNESSEETITANS.COM  
JUNE 12, 2024**

NASHVILLE – Jarvis Brownlee Jr. ended OTAs with a bang on Tuesday.

Just four plays into a 7-on-7 period, the rookie cornerback stepped in front of a pass thrown by quarterback Will Levis, and he picked it off.

Brownlee's defensive teammates celebrated as he raced the other way, capping off the biggest play of his offseason so far.

Brownlee, however, wasn't able to celebrate long.

Later in the period, he found himself on the ground doing push-ups after getting beat for a touchdown by receiver Nick Westbrook-Ikhine, who tossed the ball toward him as a reminder of the play he'd just given up.

"It's always about that short-term memory," Brownlee with a slight smile. "Just because I made a play doesn't mean I can give up the next one, or I can slack on the next play. For me, it's just working on that consistency and making sure I am keeping my technique the same and staying into it. And just knowing I have to have better eyes – that's why I got beat on that play. ... It's about consistency and staying into it."

The Titans drafted Brownlee in the fifth round of the 2024 NFL Draft.

A 5-foot-10, 194-pounder, Brownlee played his last two college seasons at Louisville after playing his first three seasons at Florida State. Brownlee played in 48 career college games, with 37 starts, and he tallied 174 tackles, six interceptions, and 7.5 tackles for a loss.

His first few months on the job have been a learning experience.

"He's a rookie, and that sums it up," Titans secondary coach Steve Jackson said of Brownlee. "This is new to him, what is expected of him. He is continuing to progress."

Brownlee, who played in 11 games, with nine starts, at Louisville in 2023, when he totaled 30 tackles, and an interception, admits it hasn't been easy.

"At first, I came out here, and had a lot to learn. I was still struggling with simple things," Brownlee said. "But as the days have gone on, I started getting better. I started getting in my playbook more, I started asking getting comfortable, asking more questions. And for me, my confidence is way up from when I came out here day one. I feel great, and I am finally getting my swagger back. I feel good."

Brownlee said he's picked the brains of the veterans in the room, from L'Jarius Sneed to Chidobe Awuzie to Roger McCreary, and he said he's learned a ton from them.

"Guys like Chido and Sneed, man," Brownlee said, "those are guys that I watched before I got into this league. So for me to be on the same team as those guys, it is a dream come true and I am grateful to have those two. I just try and take up all the knowledge that they can give me, and it's been helping me with my game. I have been learning a lot when it comes to formations and releases that I am getting, and those guys have been helping a lot with that."

Brownlee said he knows now he's on his own during the break until training camp.

Players will head their separate ways on Wednesday as the offseason program is now over, and they're not scheduled to report to training camp until July 23, with the first practice scheduled for July 24.

Brownlee vowed to be ready.

"I'm grinding," he said. "I'm grinding from here on out, that's the main thing. My goal is to come back in as great of shape as I've ever been in for training camp. And come with a chip on my shoulder and play with that edge, and have that confidence, that energy. I just (want to) be the best version of myself."

###

**JARVIS BROWNLEE JR.  
MAKING STRIDES AS A  
PLAYER AND LEADER  
FOR LOUISVILLE**

**MATTHEW MCGAVICAUG  
SPORTS ILLUSTRATED  
AUGUST 4, 2023**

LOUISVILLE, Ky. - Coming over from Florida State last offseason, Jarvis Brownlee Jr. had a solid first season with the Louisville football program.

Despite some inconsistencies when it came to his play in coverage, the cornerback actually finished as one of the top statistical defenders for the Cardinals. He logged the third-most tackles on the team with 66, tied for the second-most interceptions with two, and tied for the second-most pass breakups in the ACC with 12.

Even with how well Brownlee performed at an individual level, it wasn't enough for him. He entered spring ball not only with a desire to improve his own game, but make strides as a leader and challenge players to match his energy.

At this point in the offseason, it seems that Brownlee has made significant progress in both areas.

"He's a guy that has a unique trait in that he can catch the ball, he's physical and he's tough," cornerbacks coach Steve Ellis said. "I think he has done an unbelievable job in the weight room this summer. I think he's up to 192 (pounds) right now, so he's really invested in his body. From an explosive standpoint, just from spring until now, he's better."

Ellis isn't just hyping Brownlee up. In spring ball earlier this year, the 6-foot-0 and 190-pound cornerback was routinely one of the best defensive backs during the open practices. Not only was he as physical as ever against both wide receivers and running backs alike, but he appeared to make good progress when it came to his play in coverage. He was a lot more

consistent when staying locked on a receiver in man coverage, and limited the amount of times he was burnt down the field.

This progression in his game has also been apparent over the first two days of fall camp. No matter who he has lined up against in 1-on-1's, 7-on-7's or in 11-on-11's, he has regularly locked down his receiver in man coverage or that side of the field in zone coverage. The only receiver to have any sort of sustained success against him so far has been Jamari Thrash, who was one of the most explosive receivers in college football last season.

In fact, Brownlee has done so well that he has teammates trying to emulate his game. Or at the very least, trying to add parts of his game to their own.

"I piggyback off of JB," cornerback Quincy Riley said. "He's a physical guy, so I took some his game and put it into mine. Last year, I wasn't so violent with breaking on the ball and my punch attack. But this year, I said I'm going to play more physical and play bigger. I just watch him, and how he'll go towards the ball, how he makes contact, and I'm like, 'I gotta play into that more.' I think that has helped me take strides in my game. I already have ball skills, now I just need that second part."

So far, adding bits and pieces of Brownlee's game to his own has worked out for Riley. On the second day of fall camp alone, Riley had multiple pass breakups, and was one of the top performers overall in the practice.

Related: Notes and Observations from Louisville's Second Open Fall Camp Practice

As far as progressing as a leader goes, that has also been evident to everyone around him. Ellis even points back to a kids camp that Louisville hosted over the summer, and Brownlee was out there for all three days trying to make an impact on the campers.

"From sun up to sun down, he's teaching the five and six-year-olds how to catch the football, how to run routes, how to tackle, because he's a guy that loves ball," Ellis said.

Ellis challenged Brownlee to "establish the standard" not long after joining head coach Jeff Brohm's staff, and Brownlee has taken that to heart. He said he has always felt like a leader due to his status as an older player, but isn't trying to be the commanding type, but instead someone that everyone on the team can look up to and come to.

"Honestly, my role is just be the best player I can be for this team, and to put us in a winning position," he said. "Yeah, I'm a leader, we all know that. But I don't try to take it like that. I just try to be a brother, and a guy that just leads by example and makes sure everybody on the right path. That's really my role."

Of course, he's also striving to become the best on-field player he can be. With how physical he already is, that mainly revolves around becoming more consistent, whether that be in pass coverage or in any other facet of his game.

"Basically, I just work on being consistent," he said. "I know if I be consistent, nobody could beat me on my game. I know if I'm consistent, I'm gonna be the best player that this team needs."

###

**TITANS BECOMING 49ERS  
SOUTHEAST? ARDEN KEY,  
DANIEL BRUNSKILL  
CONTINUE RAN'S RUN**

**BY JOE REXRODE  
THE ATHLETIC  
MARCH 16, 2023**

The Titans are going for it in 2023. "It" can only realistically be considered the AFC South, but if you win that you get a home playoff game and then who knows?

You don't have to beat all the teams in the AFC with better quarterbacks than you. You have to be good enough around your good quarterback to beat three of them. Based on how the Titans have approached free agency this week, that's what they're thinking. Based on their actions in the first offseason for new GM Ran Carthon, that good quarterback, Ryan Tannehill, will be back playing out the final year of his deal. Same thing for the great running back, Derrick Henry.

(Unless the Titans trade Tannehill and move up from No. 11 to grab Kentucky's Will Levis, though it's hard anymore to find Tannehill trade partners who make sense).

Speaking of the AFC South, I doubt Duval County is fretting that edge Arden Key has moved on from the defending champion Jaguars to the Titans. But there was another Titans signing a few years ago from a divisional rival, of a guy who could play outside linebacker and defensive end, that didn't get a ton of attention at the time but has had a not insignificant impact on the Titans' handling of the Indianapolis Colts since then. Key is not Denico Autry. But Key with Autry, Harold Landry and Jeffery Simmons? It's intriguing.

Agreements with Key — who was with the 49ers in 2021 — and 49ers offensive guard Daniel Brunskill, both confirmed by a team source to The Athletic, continue the run on guys who have history with Carthon. And bolster the Titans in their area of biggest need (offensive

line) and potential area of biggest strength (pass rush).

How they fit: Key is a situational pass rusher and should be the same with the Titans unless he can carve out a bigger role than that. But that's his value and that is what Bud Dupree was supposed to be for the Titans — and was at times, especially in 2021, when Dupree, Landry, Simmons and Autry overwhelmed quarterbacks for stretches like few groups in the league. The Titans needed an add like this after losing DeMarcus Walker, who signed with the Bears. The 6-5, 240-pound Key had 4 1/2 sacks in his season with the Jaguars, but he also had a pressure rate of 14.4 percent, 20th in the NFL among players with 200 or more snaps. That rate was 15 percent in 2021 with the 49ers.

Brunskill has played all over the offensive line but is a right guard by trade and figures to step in there and replace Nate Davis, who also signed with the Bears. He was the 49ers' backup center, though, and the Titans cut longtime center Ben Jones, so that's also a possibility.

2023 impact: Landry is coming off a torn ACL. Rashad Weaver will be a third-year pro and is a solid player, but the Titans need more across from Landry. Autry is in the final year of his deal and Simmons should be getting a massive extension before the season. If Key can mesh with that group and be a force in the Titans' sub package — and those other guys can maintain or elevate their impact — this could be a terrific signing. Brunskill, meanwhile, is going to have an opportunity to start somewhere for the Titans on their rebuilt offensive line.

If he does work out at right guard and Nicholas Petit-Frere can take a step in his second season at right tackle, and if Aaron Brewer is ready to take over at center (his ideal position), and Andre Dillard is up to his potential opportunity as the starting left tackle ... well, things are starting to look less grim. But that's a lot of uncertainty. And the

Titans would still need to draft another tackle, possibly at No. 11, and a left guard.

History: A key part of the history of both players, of course, is that Carthon knows them well. The new GM is putting his stamp on this team immediately with players he believes can add to the Titans' talent and chemistry. A bigger part of the history of both players is that they've been relatively healthy. Key, a 2018 third-round pick of the Raiders out of LSU, played in all 17 games the past two seasons. Brunskill, an undrafted player out of San Diego State who originally signed with the Falcons in 2017, did miss the first three games last season with a hamstring injury but played in all 17 in 2021.

Cap update: Key signed a three-year, \$21 million deal with \$13 million guaranteed, according to NFL Network. That's a significant investment in a player who has bounced around, but if he works out as hoped, that's strong value, especially relative to the contract former GM Jon Robinson gave Dupree. Brunskill's contract details are not yet available.

Outlook: Will the Titans significantly revamp the offensive line after a terrible 2022? That remains a huge question. But the vision is coming into focus. The Niners and Eagles were loaded, and now some of their depth guys are getting bigger opportunities. The Titans have bolstered what could be another salty defense in 2023 without spending a ton. Now, the next question: What are they going to do at receiver?

###

**LEANER TITANS WR  
TREYLON BURKS  
MOTIVATED TO PROVE  
HIMSELF RIGHT**

**BY JIM WYATT  
TENNESSEETITANS.COM  
JULY 29, 2024**

NASHVILLE – At some point this offseason, receiver Trelon Burks sent a picture of himself to the Titans showing off his new physique.

It was proof of the work he'd put in during workouts away from Nashville, something he was proud of.

It brought a smile to the face of General Manager Ran Carthon.

"I think Trelon's really grown up," Carthon said. "He's completely bought in. ... I think he's in a really good spot."

A lot has changed since Burks was drafted in the first round of the 2022 NFL Draft by the Titans.

Burks has a new head coach, a new starting quarterback, the franchise has a new GM, and roster has changed dramatically, especially at the receiver position, where DeAndre Hopkins, Calvin Ridley and Tyler Boyd are now regarded as the team's top three threats catching the football.

Burks, heading into his third NFL season, is ready to do his part.

Burks said he busted it this offseason to be ready, and he changed his body in the process.

"I feel terrific," Burks said after Saturday's practice at Nissan Stadium. "I just dedicated myself to it, and just wanted to grind. It's just something different that I wanted to try, and obviously it has helped a lot since we started camp. I started doing it at the end of OTAs and I kept it going all the way through. I wanted to change my body drastically, and I've done that."

So, how did he do it? And, how much weight did he lose?

"A little bit of everything -- running, lifting, eating right," Burks said with a smile. "I have a newborn on the way. I guess it's the dad bod."

Still smiling, Burks said: "I'll let y'all ask coach about my weight, but I am down, a lot. And I feel a lot better."

In his first two seasons, Burks has recorded 49 catches for 665 yards and a touchdown. In 2023, Burks caught 16 passes for 221 yards while playing in 11 games, with nine starts.

Burks wants to do more in 2024, including playing on special teams.

Burks, however, makes it clear he's not focused on proving others right when asked about the praise heaped on him this offseason by teammates, coaches, and most recently, his general manager.

"I am here just to prove myself right, man. I am not here to prove anybody wrong," Burks said. "Just do what God set in front of me to do, that's what I am going to do."

"I would say it's still the same mindset: Just go out there and be myself, don't try to be nobody I'm not. And leave everything else to God."

###



**TITANS' TREYLON BURKS  
STARTING 2023 WITH  
NEWFOUND CONFIDENCE  
AND JOYFUL APPROACH.  
HERE'S WHY**

**BY JULIAN BASENA  
NASHVILLE TENNESSEAN  
JUNE 8, 2023**

Treyton Burks is having fun playing football again. Growing into his role in year two with the Tennessee Titans, Burks is focusing more on enjoying himself and playing confidently after an up-and-down rookie season.

"I'm out there just having fun, playing with my teammates, just doing my job," Burks said after Wednesday's minicamp practice.

According to Burks, Rob Moore, the Titans wide receiver coach, has been key to his shift in attitude. Out of everything he's learned from the former All-Pro wideout, Burks said Moore has improved his confidence most.

Playing fast, having fun and worrying less about mistakes are areas Burks has seen significant growth. In his rookie year, Burks said he never truly grasped the approach until the end of the season.

"I was just like, 'if it happens, it happens — just move on,'" Burks said.

To start 2023, Burks has recaptured a more aggressive style of play, hunting for contested passes under duress. He's shown some of his ability during minicamp this week.

"That's just stuff that I've grown up (doing) before getting here," Burks said. "It just took time for me to relax and get back to myself and now I'm able to do that."

"It comes from confidence," Burks said, " ... me having confidence going up making those balls and not thinking too much during the route. Just running the route,

having fun, going up and making a play for the team."

His early improvements in 2023 are in contrast to his struggles throughout his rookie season.

Burks, a first-round draft selection in 2022, was thrust into a major receiving role at the start of his career and endured several setbacks. Billed as the replacement for A.J. Brown, Burks missed the majority of his first minicamp and OTAs because of asthma-induced breathing issues.

Due to other ailments, Burks appeared in 11 games (six starts) and recorded 33 catches for 444 yards. He suffered a toe injury that sidelined him for multiple weeks and was also subject to the Titans' quarterback turnover after Ryan Tannehill went down with injury.

Burks' best performances came when quarterback play and attitude were at their best. With Tannehill healthy in Week 11, Burks caught seven balls for 111 yards.

Burks believes Tannehill and additional veteran guidance can build his confidence further.

"That helps out a lot just because (Tannehill) knows what he's talking about so I listen," Burks said. "I haven't been in the league as long as he has just hearing from him and hearing from all the older guys has helped me."

###

**TITANS WR TREYLON  
BURKS ARRIVES TO OTAS  
AFTER 'CRAZY' FLIGHT,  
IMPRESSES QB RYAN  
TANNEHILL WITH  
IMPROVEMENT**

**BY GRANT GORDON  
NFL.COM  
JUNE 1, 2023**

Whether it was by land, air or sea, Treylon Burks was going to arrive on time for Tennessee Titans organized team activities earlier this week.

Due to the domino effect of a delayed flight, Burks was forced to make alternate arrangements in the form of flying into Tennessee via a small Cessna.

It was an example of Burks' dedication, but an uneasy journey nonetheless for the 2022 first-round pick who has arrived at OTAs ahead of a season in which he aims to arrive as a viable No. 1 WR for Tennessee.

"That was kind of crazy though," Burks said, via PaulKuharsky.com. "It was real crazy. But I mean, you got to do what you got to do."

The 6-foot-3, 225-pound Burks had his flight from Dallas to Arkansas delayed, thereby meaning his connection to Nashville would be missed, Kuharsky reported. So, after much ado attempting to find a private pilot, Burks landed with Zach Davis. However, it was a tight squeeze of a flight for the big-bodied wideout.

"It was actually the day before where my agent called the guy, but I didn't know the plane was that little," Burks said. "I just thought it was maybe like a little jet or something. Then when we get there, it's just crazy, you know? Everything was alright."

All's well that lands safely, though, and Burks has hit the OTA practice field running ahead of a pivotal season.

Tennessee has a dearth of talent in the WR corps and Burks will need to make some strides in Year 2 after a disappointing rookie campaign.

Though it's merely the spring, so far so optimistic for Burks in the eyes of his quarterback Ryan Tannehill.

"Treylon's grown a lot," Tannehill said this week. "I'm really excited about what I've seen from him. He's flying around."

There was no pun intended by Tannehill, but flying around has been a theme for Burks so far, and that's promising for the Titans.

Burks was selected by the Titans after they traded A.J. Brown to the Philadelphia Eagles.

Following a trade that was largely panned and hoisted undo pressure upon Burks' shoulders, the Arkansas product struggled along with the rest of the 2022 Titans offense. Burks, who deals with asthma and was sidelined with a concussion last year, played in 11 games as a rookie and finished with just one touchdown off 33 catches for 444 yards.

With a year under his belt, though, Burks is impressing early in the offseason.

"He's moving fast," Tannehill said. "He's moving efficiently. He's coming out and he's working. He's in shape. All great things obviously. He's been able to catch the ball and get open his whole time here, but all the little things that go along with playing the position, being able to see the field, understand the full concept, as opposed to just a route. How he fits in the whole picture. All those things."

"I think he's playing with a lot of confidence right now. So, just want to keep him going, keep him growing. He's doing a lot of really, really good things right now. I'm really happy with his growth and want to keep pushing forward."

Burks is flying high so far in 2023, but just how high won't be seen until the season kicks off in September.

###

**NEW TITANS WR  
TREYLON BURKS PUTS  
HIS BOOTS ON THE  
GROUND IN NASHVILLE,  
READY TO WORK**

**BY JIM WYATT  
TENNESSEETITANS.COM  
APRIL 29, 2022**

NASHVILLE – Decked out in cowboy boots, jeans and a dapper white sports coat, new Titans receiver Trelon Burks stepped off the team's private jet on Friday looking – and sounding – the part.

The boots, by the way, weren't just for show for his trip to Music City. Burks, in fact, has several pairs, including ostrich, lizard and snake skin boots.

"I'm just a boots guy," a smiling Burks, who likes to hunt hogs as a hobby, said as he walked through the Titans locker room. "I like my boots."

After being drafted 18th overall by the Titans in Thursday night's NFL Draft, the former Arkansas receiver arrived in town today and said ready to get to work.

"Honestly, words can't explain the feeling I have right now," Burks said. "I am thankful to be here, and for having the chance to live my dream. I just want to do everything God has put in front of me, and attack it like I am."

"I'm happy to be here. I knew that (the Titans) liked me, just from the one-on-one visit that I had with them. But I just played it as: I am just going to let God take care of everything and wherever I go, I am going to be blessed to go there. Now, I feel like I'm blessed to be here, and I'm ready to get to work."

A 6-foot-3, 225-pounder, Burks caught 66 passes for 1,104 yards and 11 touchdowns for the Razorbacks in 2021 to earn first-team All-SEC honors – and get the attention of NFL teams.

During the pre-draft process, Burks said he visited 14 different teams, including the Titans.

"I went three weeks straight flying," Burks said. "I was all over the place, going from one place to the next. I racked up a lot of flying hours."

Burks felt like there was something special in Tennessee, who traded up from the 26th pick – while dealing receiver A.J. Brown to the Eagles in the process – to get him.

As Burks walked the hallways at Saint Thomas Sports Park on Friday, he said he felt comfortable. He was on his way to Nissan Stadium, set to return to the facility for a press conference later today.

"Just how Coach (Mike) Vrabel runs things, and everybody else in the organization, the mentality in the locker room and on the field and practices, I like it," Burks said. "It's about business, going about your business the right way and everything else will take care of itself."

"Just walking around the facility today, being a part of it now, it is a lot different. I am not uptight, all of that. I am comfortable that I am finally here, and I'm ready to get to work."

Titans controlling owner Amy Adams Strunk sent the team's private jet – complete with a Titans logo – to Searcy, Arkansas, this morning to pick up Burks at 11 a.m.

He landed in Nashville around 11:45.

"Just being on that jet, and coming here, that was pretty cool," Burks said. "I am so thankful."

"I am going to go to work every day and take care of my business. I am going to be that team player that is going to motivate everyone around me, that's just who've I've always been. As a young boy playing pee-wee ball, I feel like I tried to establish myself as a hard worker."

Before heading to Nissan Stadium, Burks tackled one more topic during a quick interview on Friday: Hog hunting, as mentioned previously.

Yes, it's true.

"My favorite hobby is hog hunting," Burks said with a smile. "When I was like six years old, we would go out and hunt hogs with my uncle's friends and I just fell in love with it and have been doing it ever since."

"We use dogs, and a knife," Burks continued. "The dogs go out there and bait them, and we come in behind them and catch the hog – and depending on how big it is – we decide whether we kill it or not."

Burks smiled when asked the size of the biggest hog he's ever battled.

"450 (pounds)," he said.

"There was one time when (a hog came after us), but we got up the tree, so it couldn't get us," Burks said, smiling bigger. "It was an adrenaline rush for sure."

Kind of like landing in the NFL.

###

**NEW TITANS WR TYLER  
BOYD FEELS AT HOME IN  
TENNESSEE**

**BY JIM WYATT  
TENNESSEETITANS.COM  
MAY 21, 2024**

NASHVILLE – Tyler Boyd took the field with his Titans teammates for the first time on Tuesday, ready to go.

"Came straight into work," a smiling Boyd said after Tuesday's OTA. "It just feels good to get out here and play football again. I've been working out and training, trying to find my way. ... I felt like this was the right fit."

Boyd, who spent his first eight seasons with the Cincinnati Bengals, signed with the Titans earlier this month.

On Tuesday, the veteran receiver talked about his connection with Titans head coach Brian Callahan, his offensive coordinator in Cincinnati, and why it helped lead him to Tennessee.

He also discussed the receiving corps he's joining with the Titans.

"Calvin, I knew him throughout the league, and also Hop," Boyd said of fellow receivers Calvin Ridley and DeAndre Hopkins. "Two great players, and well deserving of their accomplishments and what they do. I can learn from those guys, and they can learn from me."

"And having that trio of us is going to make this whole offense even more deadly."

Boyd has been one of the most productive slot receivers since entering the NFL. According to Next Gen Stats data from 2016 through 2023, he ranked first in the NFL in receptions (390), receiving yards (4,813) and first downs (233) among wide receivers from the slot formation.

In 2023, Boyd had 67 catches for 667 yards and two touchdowns last

season, and he's recorded 513 receptions for 6,000 yards in and 31 touchdowns in 120 games in his NFL career.

Boyd said building chemistry with Titans quarterback Will Levis is important, while expressing confidence in his new quarterback.

"He's a great, talented guy," Boyd said of Levis. "He has to get more experience in the offense, but I think he has what it takes to take this offense to where it should be."

A 6-foot-2, 203-pounder, Boyd was a second-round draft pick of the Bengals in 2016 after playing in college at Pittsburgh.

With the Bengals, Boyd posted six consecutive seasons with a minimum of 58 receptions and 667 receiving yards, and he was one of only nine NFL players to do so each year from 2018 through 2023.

Now, he's on a new team, in a new city.

And, he's excited about his fresh start.

"It's definitely weird – I'd been with Cincy eight years, this is my ninth year," Boyd said. "Just having a different (uniform) on, it's new beginnings. But I don't look at it like it might be hard, or I have to readapt. I am older, I'm a vet, and I know what to expect."

"These guys around here are all cool, and it feels right. It just feels right. ... This just felt at home to me."

###



**WR TYLER BOYD HITS  
THE GROUND RUNNING  
WITH TENNESSEE TITANS**

**BY TURRON DAVENPORT  
ESPN.COM  
MAY 27, 2024**

NASHVILLE, Tenn. -- Wide receiver Tyler Boyd landed in Nashville and wasted no time joining his new teammates on the field.

Boyd, who signed with the Tennessee Titans on May 13, admitted it was "a little weird putting" a different uniform on after wearing the Cincinnati Bengals colors since being drafted by them in 2016, but nonetheless, he was out there the very next day.

The veteran said he's excited about his new beginning thanks to some familiar faces, like cornerback Chidobe Awuzie -- who Boyd got to line up against in his first practice like they did when they were teammates with the Bengals. Awuzie signed a free-agent deal with the Titans in March.

Boyd said his sights were always set on Tennessee despite going on visits with other teams, mainly because of the familiarity he had with new Titans coach Brian Callahan after their five seasons together in Cincinnati previously.

"Obviously Callahan is here and that's my guy," Boyd said of the former Cincinnati offensive coordinator. "He's a heckuva coach, and I've been a part of his offense for a while now, so I just felt like it was a good fit. It just felt right."

Quietly Boyd has carved out a role as one of the league's most productive slot receivers over his career. According to Next Gen Stats, Boyd ranks first in receptions (390), receiving yards (4,813) and first downs (233) among wide receivers from the slot since he entered the league.

It's the perfect match for Callahan who had hoped someone would

emerge as the Titans' slot receiver when asked about the position before the draft in April.

"He's definitely got an advantage over any normal free agent because he's been in quite a bit of the offense in terms of names, expectations, route details, and coaching points he's heard over the last five years," Callahan said.

As an OC, Callahan was able to rely on Boyd to be a steady presence in the slot -- especially during the development of quarterback Joe Burrow. Now that same presence will be asked to help second-year quarterback Will Levis get command of the offense.

"It's a huge benefit for a young quarterback," said Callahan, who's already seen Boyd go up to Levis and discuss route adjustments.

Levis said he texted Boyd as soon as he heard the Titans agreed to terms with him and told him he can't wait to learn things about the offense from him.

"It's cool to be able to watch all these cutups of him balling out, making all these plays and on the teach tape running these routes exactly like how we're telling everyone else to," Levis said. "That's going to be some great insight to hear from a guy who's been in the offense and knows what it's like when the bolts are flying."

Given Boyd's experience, Levis can count on him to always read the coverage and make sure he's in the right place. There will be times that call for Boyd to veer away from the dedicated route and settle into a better location according to how the defense plays.

"If I know he expects me to be 3 more yards from the hash than I'll be there," Boyd said. "It's kind of a psychic thing based off of experience in the offense."

Signing Boyd marks the completion of a positional turnaround that saw the Titans' wide receiver group go from lackluster to appealing. Boyd

joins fellow free agent addition Calvin Ridley and last season's receiving leader DeAndre Hopkins for the Titans to create a formidable trio of pass catchers for Levis to throw to.

Having already played alongside Tee Higgins and All-Pro receiver Ja'Marr Chase, Boyd once again finds himself in a group of receivers that will compete for targets and look to push each other.

"I can learn from those guys, and they can learn from me," Boyd said. "As long as we can all feed off of each other and complement each other, that will take us to the next level."

Hopkins feels the same way.

"Anytime I get the chance to compete against anyone, I'm trying to outcompete them and outdo them," Hopkins said. "That's only going to make the team better."

Now it's up to Callahan to stir it all together and serve up a potent offense unlike the one that averaged less than 18 points per game over the last two seasons.

###

## **A FATHER, A SON AND THE BOYD'S HOMETOWN SUNDAY**

**BY GEOFF HOBSON  
BENGALS.COM  
SEPTEMBER 29, 2021**

Tyler Boyd starts Sunday's win diving into a Heinz Field end zone.

Brian Boyd, wearing his son's No. 83 Bengals jersey, wasn't quite in his seat yet to watch Tyler Boyd walk to midfield at Heinz Field for Sunday's coin flip and the start of another passion play with the Steelers.

But when you've missed everything for the last eight years and you've been watching your son play on a TV you're sharing with your fellow inmates, it's OK you missed it when he won the toss because you saw both of you win the day.

Brian Boyd was most definitely in his seat when Tyler Boyd made one of his special plays that linger with you. He, quite naturally, converted a third down and then refused to go down - Pittsburgh style - when he bounced off Steelers linebacker Melvin Ingram and steamed into the end zone with the first touchdown that sent the Bengals on their way.

Brian Boyd's cousin got them the tickets and came up from D.C. Brian would have got them, but his cousin wanted to treat even though he'd be wearing a Steelers jersey. Was he really going to wear the Bengals jersey, he asked Brian.

"Even though I grew up a Steelers fan, I love my son more," Brian Boyd says. "I told my cousin, 'Yes, I'm going to show my support.'"

"I get excited every time I see him play. Even when he was little. I'm always going to support him."

It's not the first time Brian saw Tyler play Heinz. The means streets of Clairton are just 13 miles away as the crowd bends around the

Monongahela River. He thinks it was his junior year when he saw the Clairton Bears win the Western Pennsylvania Interscholastic Athletic League playoffs ("The Wipple," Tyler says) on the way to another state title his son would craft at Hershey Park.

"He did everything," Brian Boyd says. "He passed. He ran it up the middle. He caught it."

Then Brian Boyd was gone. He signed a plea deal that sent him to the Federal Correctional Institution in McDowell County, W.Va. One of 42 people indicted in a sweep of a major drug distribution network, the papers said, and Brian Boyd had one last appointment the day before he left.

"I told him," Brian Boyd says, "not to follow in my footsteps. If I found out when I was in there that he had gotten into trouble, it would have killed me."

But there he was Sunday, cheering as Tyler Boyd bounced the Bengals into the lead just like he was leading the Beard from down river.

"Then I started looking around and some people were yelling at my cousin, 'Hey, you brought a Bengals fan,'" Brian Boyd says, cackling all the way. "He said, 'That's his son.' Then when they figured out I was his father, they were saying, 'Congratulations.' They were pretty nice."

Congratulations all the way around. Tyler Boyd knew his father growing up, but he barely remembers when he lived with him. Now they're starting to get the years back since Brian was released in time last year to see Tyler play in the NFL for the first time in his five seasons.

Another win. This one over Tennessee at Paul Brown Stadium.

"It's kind of picked up where it left off in terms of the fluidity of the relationship," Tyler Boyd says. "He didn't come back any different (to me). That's what I love about it. He's a great guy. He wants to be around.

He's not there because I'm in the league. He wants to show his appreciation and support me."

Boyd's mother is a force of nature. While she kept Tyler and his older brother Brian off Clairton's mean streets that engulfed their father, Tonya Payne was a full-time social worker. At various times she supplemented the household income by also tending bar, as well as serving as a scorekeeper at basketball games, and then working an overnight shift as a caretaker at a mental health facility.

When Buffalo fans sent the donations flowing in the wake of Tyler's 49-yard touchdown catch on the final snap of the 2017 season that put the Bills in the playoffs, the former scorekeeper turned youth league director converted the Western Pennsylvania Youth Sports Association into a year-round, multi-sport organization. When her son signed a \$43 million extension two years ago, the number of teams and kids kept growing.

"She was the disciplinarian," Brian Boyd. "I guess I was maybe easier on them because they were boys."

If you want to know how Tyler Boyd bounced off Melvin Ingram for his first NFL touchdown and first NFL win back home, it goes back to Brian Boyd and the Clairton neighborhood.

Some guys want to make a play. Guys like Boyd have to.

"I can't even tell you," Tyler Boyd says. "Where I'm from, it's either ball and you get offers or a lot of people tend to go into the streets. But that wasn't really my second option. I wanted to be somebody. I wanted to make something out of myself. My mom and my step-pops, they did a great job after he left to take me down the right path."

Brian Boyd, 49, played for Clairton, too. He was pretty good, but before he graduated in 1991, he tore up his knee. He still has a pin it and he wasn't going to get an offer.

The thing is, Tyler could see what was going on. Brian would always check in and give him what he needed, but it came with a lesson.

"Where we come from, that's all you see is drug deals," Brian Boyd says. "Me being his father, I couldn't sugar-coat that ... I would explain to him, 'You can't do this. You've got to be better than what I'm doing.'"

Brian Boyd says he wasn't an addict, but he was addicted. Addicted to the money.

"We were struggling, we needed help in that area. I've got a daughter. I know what that means," says Tyler Boyd, who was also listening to his father's warnings. "That's any father. Every father wants to put all the pressure on their self and not their kids. Coming where I come from, it's hard. It's a struggle."

Both knew deep down a price would be paid. Tyler Boyd can't imagine how hard those eight years were for his father. He visited maybe once or twice. Brian would call when he could to ask about family. "He's got two daughters on his other side. My (seven-year-old) daughter. He missed my transition from high school to college. Then from college to the league."

But last Sunday was so much better than all the other Sundays. Sitting with this cousin. The rest of the family a few rows away and they would get together and chat. The Steelers jerseys congratulating him.

"It killed me every Sunday," Brian Boyd says. "I could sit there and watch every game. Monday night. Thursday night. You have to share a TV, but when they found out he was my son, they'd put the game on. It got to be they'd come get me. 'Hey Brian, your son's playing.' Hopefully the game would be on and you just wouldn't have to catch the highlights. there. Sometimes after I would go back to my room and I would sit. Depressed. I missed his whole college (experience). I won't lie. It affected me."

But Brian Boyd has some advice: "Stay focused."

Tyler Boyd turns shallow throw into 22-yard gain on third down

He made a promise to his mother before she died not to go back to prison. He visits Clairton only to see family. He lives not far away but it may as well be a million miles away. Tonya calls him when Tyler's daughter has a dance recital or anything at school.

"I'm doing pretty well. I'm just working keeping my head above. I pretty much keep to myself," Brian Boyd says. "My mother said, 'You need to make that promise and you need to not leave your kids anymore.' I can't go through it anymore."

He works as a home health care aide doing laundry and cutting grass and in order to stay busy, he landscapes after hours and on his days off.

And he watches his son beat the Steelers at Heinz for the first time. At some point this season, he'll take another trip to Cincinnati. They call. They text.

"He'll call me before a game and wish me good luck," Tyler Boyd says.

"I'll wait a few days after a game before I call," Brian Boyd says. "I know he's beat up and looking to rest."

But the days of hurting sound like they're gone.

###

**TITANS HC BRIAN  
CALLAHAN THANKFUL  
TO HAVE HIS FATHER,  
BILL, ON COACHING  
STAFF**

**BY JIM WYATT  
TENNESSEETITANS.COM  
FEBRUARY 16, 2024**

NASHVILLE – New Titans head coach Brian Callahan won't have to look far for valuable advice on just about anything.

He hired his dad, veteran coach Bill Callahan, as the team's offensive line coach, and he arrived with quite a reputation.

"He has been the gold standard in this business," NFL Network analyst Brian Baldinger, a former NFL offensive lineman, said of Bill Callahan. "He knows how to develop players, develop a line. He's an amazing offensive line coach. You couldn't get a better hire."

Bill Callahan brings 46 years of coaching experience to the Titans, including 25 years in the NFL and six as a head coach (two at Oakland and four at the University of Nebraska).

Callahan joined the Titans after four seasons (2020-23) as the offensive line coach for the Browns. During his time in Cleveland, the Browns qualified for the playoffs twice and in 2022, the team recorded the third-highest rushing total (2,490) in franchise history. In 2021, the Browns led the NFL in rushing average with a 5.09 mark, which was the highest by a Browns team since 1966.

"I learned a lot from him, not only technique and fundamentals, but also how to be a pro," Browns guard Wyatt Teller said of Callahan, from the Pro Bowl. "He's a hard, hard coach, so they're getting their work worth down there. ... Those guys are going to be getting a lot of work, but I know it's going to pay off."

Brian Callahan on Wednesday discussed hiring his father publicly for the first time.

He thanked the Browns for allowing his father to leave, considering he was still under contract.

"I wasn't sure he would be, contractually allowed to," Callahan said. "But they were aware enough to know the uniqueness of the situation and allow it to continue to go down that road. So appreciative of that perspective from them and allowing it to happen."

When the Browns freed up Bill Callahan to leave, Bill made it clear he wanted to join his son in Tennessee.

Bill Callahan was the Head Coach for the University of Nebraska for four seasons (2004-07), and he spent six seasons (1998-03) with the Oakland Raiders, including his final two seasons as Head Coach.

During his time in the NFL, he has spent 22 seasons coaching the offensive line and seven years as offensive coordinator. He has guided 14 offensive linemen to a total of 35 Pro Bowl selections.

"I would say, as far as experience goes, there's not really anybody that has more in all the different facets of an organization," Brian Callahan said of his father. "He's been a head coach in college and the NFL. He's called plays in the NFL. He's been arguably, in my opinion, the best offensive line coach in football for a long time. His experience and his wealth of knowledge. He's probably forgotten more football than I know. And so, it's a huge asset to us to have him. And again, not just because that's my father, but because of his experience as a football coach. And again, there's not many better out there. Nick (Holz) worked for him a long time ago. I would argue that they're probably both very different people at this point. My dad in particular. But just the ability to have that knowledge, experience, wisdom, perspective, on all the things that go on from top-to-bottom in the football process, not just the

coaching. And so, to have that available to us is huge, and trust me, he'll have quite a bit of input and ability to help us along the process."

###



**TITANS ASSISTANT BILL  
CALLAHAN SELECTED AS  
PFWA 2024 PAUL "DR. Z"  
ZIMMERMAN AWARD  
WINNER**

**BY JIM WYATT  
TENNESSEETITANS.COM  
JUNE 4, 2024**

NASHVILLE – Titans offensive line coach Bill Callahan has been selected as a 2024 Paul "Dr. Z" Zimmerman Award winner by the Professional Football Writers of America (PFWA).

Callahan and Chiefs defensive coordinator Steve Spagnuolo were both announced on Tuesday, and they became the 24th and 25th recipients of the Dr. Z Award, which was instituted by the PFWA in 2014.

The Dr. Z Award is given for lifetime achievement as an assistant coach in the NFL. The award is named for Zimmerman, who covered the NFL for 29 years as Sports Illustrated's lead pro football writer.

The veteran Callahan was hired as offensive line coach with the Titans earlier this offseason.

Callahan has coached 25 seasons in the NFL, and 46 seasons overall. During his time in the NFL, he has spent 22 seasons coaching the offensive line and seven years as offensive coordinator. Callahan has guided 14 offensive linemen to a total of 35 Pro Bowl selections.

Prior to joining the Titans, where he's serving on his son Brian's staff, Callahan spent the previous four seasons (2020-23) with Cleveland as the O-line coach. He also coached with Washington (2015-19), Dallas (2012-14), New York Jets (2008-11), Oakland (1998-2003; including 2002-03 as head coach), and he began his NFL career with Philadelphia (1995-97). He was head coach at Nebraska (2004-07) as part of a 15-season collegiate coaching career, and he also spent two seasons in the high school ranks.

PAUL "DR. Z" ZIMMERMAN  
AWARD WINNERS (For lifetime  
achievement as an assistant coach in  
the NFL): 2014 – Jim Johnson,  
Howard Mudd, Fritz Shurmur and  
Ernie Zampese; 2015 – Dick  
LeBeau, Tom Moore and Dante  
Scarnecchia; 2016 – Monte Kiffin  
and Wade Phillips; 2017 – Bud  
Carson; 2018 – Joe Bugel and  
Emmitt Thomas; 2019 – Gunther  
Cunningham and Mike Westhoff;  
2020 – Bill Arnsparger and Romeo  
Crennel; 2021 – Rod Marinelli and  
Bobby Turner; 2022 – Leslie Frazier  
and Greg Knapp; 2023 – Don  
"Wink" Martindale, Bobb  
McKittrick and John Mitchell; 2024  
– Bill Callahan and Steve  
Spagnuolo

###

**BRIAN CALLAHAN, ZAC TAYLOR SHARE RARE FOOTBALL JOURNEY: 'WOULDN'T BE HERE WITHOUT YOU'**

**BY PAUL DEHNER JR.  
THE ATHLETIC  
DECEMBER 11, 2024**

Hours before kickoff of his first game as a National Football League head coach, Brian Callahan sat alone in the head coach's office inside the visiting locker room at Soldier Field in Chicago.

When the 40-year-old accepted the Tennessee Titans head coach job on Jan. 24, his work and life transformed into a relentless firehose of questions and answers, schedules and schemes, people-managing and problem-solving.

Yet, for one moment on opening day, the chaos ceased.

Callahan was alone with his thoughts on the brink of beginning a defining chapter of his career.

He pulled out his phone. He needed to text Zac Taylor.

"Since I have found we get very rare moments of reflection, this lonely ass office on gameday is great for it," Callahan wrote. "Appreciate everything you have done for me to help me get this opportunity. One of 32 head coaches. Good luck today. Rooting for you guys."

The reply came quickly.

Bzzt.

"Love it," Taylor wrote back. "Deserve it. Wouldn't be here without you."

Zac Taylor and Brian Callahan watch their team in their first minicamp as Bengals head coach and offensive coordinator in April of 2019. (John Minchillo / Associated Press)

Callahan served as Taylor's offensive coordinator and closest

confidant for five years as the Cincinnati Bengals rose from organizational rubble to championship games. Their friendship was born during Callahan's spring breaks from UCLA spent at spring practices at the University of Nebraska, where Taylor played quarterback under Brian's father, Bill. It developed into a football friendship as rare as the Bengals making the Super Bowl.

Even just finding the text message from Sept. 8 took minutes last week as Callahan aggressively scrolled through hundreds of texts, tips, photos, rants and jokes swapped in the name of sanity over the last three months.

Both coaches are enduring uniquely frustrating and exhausting seasons as the Bengals and Titans meet Sunday at Nashville's Nissan Stadium — the Bengals are 5-8 and have a minuscule shot at the playoffs while the Titans have struggled to 3-10. Even in the impossibly competitive NFL world, they've lifted each other up from afar, just as they did together in Cincinnati.

"When I am sitting in the locker room after a loss, no one texts you," Taylor said. "Except for my mom and my wife. My brother, maybe. And then it will be Cally. Most people don't know what to say or do. He knows exactly what I'm doing in the moment. He knows I'm sitting there staring at the table thinking about all the things that just went wrong trying to win the game. And then your phone lights up. You know it's going to be him."

'I felt the care. I felt the patience.'

When Callahan stood behind the podium during his introduction as coach of the Titans he admitted after only a few words the emotions of this moment might be harder to suppress than he thought.

He appeared to collect himself, however, running through a list of people to thank and expressions of gratitude about arriving at this moment.

That was until he reached the topic of Bengals' owner Mike Brown. A man often the punchline of jokes and target for vitriol from outsiders broke the levee of Callahan's tears and brought the news conference to a temporary halt as he tried to collect himself.

Why was it Brown who drew out those feelings?

"It was the full-circle moment of having to be a head coach but reflecting back on him investing and trusting in us when I first got there," Callahan said last week. "I was 34 years old and given an opportunity with a bunch of guys that were kind of green and didn't know much. I always found Mike was generous with his wisdom."

The Bengals went 6-25-1 in the first two years with Taylor and Callahan leading the ship. Underneath the losses, they saw the progress. They felt the culture was changing, the talent level rising, but understood what that record meant in 31 other cities.

Brown believed and allowed more time. The decision changed the course of Callahan's career as the Bengals reached the final four in back-to-back seasons.

Cincinnati operates differently — a way often scrutinized — but for someone who went through it, the opportunity to be in the center circle of all the decisions, from scouting to free agency to regular conversations with ownership about the issues of the day, left a lasting impression on his development and his heart.

"I felt the investment," Callahan said. "I felt the care. I felt the patience. It's rare in the NFL anymore to have somebody have perspective and have patience. I always felt like there was joy in that for him, too, to see people grow. I thought that was awesome. He's such a rarity, I think, in the NFL because of how long he has done it, the perspective from years and years and years of doing it. The pride he felt running the football team. I just

think there is something really cool about that.”

It was also part of what drew Callahan to family-owned Tennessee. The true differentiator, however, for Callahan was how Taylor took him behind the curtain of life as a head coach with complete transparency during their five years.

One day would be an issue with a player’s family. Injury developments. Maybe a trade request. An important interview. Practice schedule planning. An explosive conversation. A message from captains about the locker room. A player unhappy with his role. Potential coaching changes. Questions from the front office. Need for a discipline decision. Agents entering the fray. Work-life balance concerns. The list goes on.

“It was always funny because I would be in his office a lot, game planning, talking about things, you just realize the flow of people,” Callahan said. “There were people knocking at his door every five minutes. And you are like, ‘This is the most irritating s–t I have ever seen.’ But that’s the job. That’s what happens. There’s always people that need your time.”

In turn, Taylor needed Callahan’s time. For every problem, he needed somebody he could lean on. From Year 1 to the day the big issue of the moment was losing Callahan to Tennessee and working to retain Dan Pitcher as the new coordinator, Callahan was always nearly always the first ear to hear the process.

“He was the guy. If I was going through something, I was going right to his office and vent about it for a second,” Taylor said. “As a byproduct of that, he got to see exactly what I was going through and how I handled it.”

It often included a debrief of how a situation went wrong or a surprising source of frustration. How Taylor would do things differently next time. All of it ended up filling pages upon pages in Callahan’s Notability

app. Those notes are now referenced regularly as he’s morphed his note-taking philosophy into a near replica of Taylor’s exhaustive method.

Callahan coached on NFL staffs for seven head coaches with the Broncos, Lions, Raiders and Bengals. From his perspective, this was rare.

“I just think about the head coaches I’ve been around — who are phenomenal head coaches and great people — I never heard of our coordinators having the kind of consistent conversation that Zac and I would have,” he said. “And understanding what was happening in the organization. All the things as an assistant coach you never think about. You are not exposed to it. I was exposed to all of it. I’m not saying other guys haven’t done this in other places, I just think my relationship with Zac, our friendship first and foremost and like-mindedness, to really connect personally and professionally, he really invested in me. I wouldn’t have been ready for the job without Zac doing all those things. Not even close to ready.”

When Titans general manager Ran Carthon began introducing Callahan that day in January, he thanked a long list of members of the Tennessee Titans organization, rattling off nine names along with their entire business staff.

Then he paused.

“One person who is not a member of this organization I would like to thank is Zac Taylor,” Carthon said. “His ability to communicate with us about Brian is unmatched.”

Carthon reached out to Taylor during the interview process and the “unmatched” aspect of what transpired wasn’t all that strenuous in the eyes of the Bengals’ coach. He’d seen Callahan grow and command the offense, understand the operation, offer intricate knowledge of multiple schemes, leadership, quarterback play and every other aspect of being a head coach over the previous five years.

For him, this wasn’t hard. It was overdue.

“Ran reached out and asked if you had a couple minutes to talk, I’d love to do it,” Taylor said. “I appreciated that. You don’t feel like you are selling someone, I’m just talking about Brian and all the reasons why I think he’s ready.”

‘I know exactly what he is feeling right now’

Titans receiver Tyler Boyd spent the first eight seasons of his career in Cincinnati. When all financials ended up similar among the final three teams on his list as a free agent, it was an “easy pick for me” going to Nashville.

“Because Cally is my guy,” Boyd said last week.

Boyd knows as much as anyone about the culture Callahan wanted to instill in Tennessee and what transformed a dire situation in Cincinnati.

Many details are the same. The quarterbacks still play “Jeopardy!” on Saturday night. The practice and camp schedules are similar. The terminology is much the same, as they spent the offseason installing mostly Cincinnati base concepts before growing the attack around the personnel from there.

The language of the team mission statement isn’t identical, not the “Physical, Hungry, Accountable Teammate” line on the wall at Paycor Stadium that Boyd would rattle off instinctively by the end of his tenure.

But the theme is the same. Everything revolves around becoming a connected team.

That takes time. And can take losses and offseasons, both of which Taylor and Callahan navigated together in Cincinnati. At the end of the 2020 season, they saw a team start to turn the corner under the surface despite an ugly record and grow into a Super Bowl run the next

year. He sees the same signs of that with the Titans despite a 3-10 mark.

But this isn't Cincinnati South.

"Cally has his own unique coaching style and it's different than Cincinnati," said cornerback Chidobe Awuzie, who spent the previous three seasons with the Bengals before signing with the Titans in free agency. "He's a real fiery spirit."

Zac Taylor's relationship with Brian Callahan spawned from his days playing quarterback for Bill Callahan, right, at Nebraska. (Brian Bahr / Getty Images)

The spirit has stood out to those who know both places best.

"Cally was more the aggressor than Zac was," Boyd said. "I always knew he was going to never shy away from letting his voice be heard."

When Taylor comes across Callahan's fiery moments, whether sideline shots or postgame comments, he doesn't need to wait for his phone to buzz.

"I can tell watching his press conference after games exactly how he feels," Taylor said. "Just because of a little moment where it's like, 'Yep, I don't believe a word he is saying because I know exactly what he is feeling right now.' You can maybe only see it in myself and somebody else going through that situation."

This season's situation provided no shortage of fire, frustration and venting while Callahan grinded through the monstrous task of enduring Year 1 as a head coach. He knew this would test him like no other moment in his career and he was mentally prepared because he lived it with Taylor.

"If I had not seen that," he said, "that would hit you between the eyes."

That hasn't made the toughest moments any easier.

Bzzt.

"Football sucks," Callahan texted to Taylor after one loss, joking as a form of catharsis. "This is a miserable sport."

'I also want to beat their ass'

Upon returning to his office following a 41-24 victory against the Raiders on Nov. 3, Pitcher wanted to alert Callahan of a play he would appreciate.

It was a 47-yard touchdown pass to Mike Gesicki that faked an underneath screen against a nosy Raiders secondary and left the tight end all alone running free in the secondary for one of the easiest scores you'll see.

They loved those types of plays and hit one in a blowout win at Baltimore in 2021 to C.J. Uzomah.

Bzzt.

"I just said, 'Hey, I know you are a connoisseur of these types of plays. Check out the fourth quarter,'" Pitcher said. "He had already seen it."

Callahan's always watching what's happening in Cincinnati. He says if he can't win the Super Bowl, he wants the Bengals to win it. He wants Joe Burrow to break all the records if his team can't. He wants Pitcher — next in line on the Bengals' staff to potentially ascend to a head coach position — to enjoy the same success he did going through three years of growth navigating the coaching cycle.

That's why in the middle of the summer when Pitcher reached out for a debrief of Callahan's experience, they talked for two hours on the phone.

"I just wanted to know, 'What was it like for you? What did you feel most prepared for? What did you feel least prepared for?'" Pitcher said. "I took a lot of really good notes. I wanted to get him while it was fresh in his mind. I think as time goes on, I'm sure if you ask Zac about his

transition his first year he probably doesn't remember a lot of things that he dealt with. It just fades. So he was awesome and super gracious."

None of that was shocking considering the connection between everyone and gratitude connecting these two franchises and these two head coaches.

That makes this Sunday so unique. For them, it's not just another game, but also not a bitter cage match opening old wounds. Callahan went through it coaching against his father, Bill, for many years, even in the division with the Browns. They since have joined forces for the first time with his dad as offensive line coach in Tennessee for what Brian called "the coolest experience of my coaching career."

He knows Burrow will be trying to put up 50 and defensive coordinator Lou Anarumo will be dipping into his bag of tricks for schemes that worked in training camp against Callahan.

This week around both facilities will feature plenty of "they-know-that-I-know-that-they-know-but-do-they-know-that-I-know-they-know?" plotting.

"You just watch the tape, scheme it up," Taylor said. "There are things he's going to know about us and we know about him, see if it matters."

Friendships aside, Brian Callahan will try to go 1-0 against his old team on Sunday in Nashville. (Troy Taormina / Imagn Images)

When it ends, Taylor and Callahan will meet at midfield for a quick meeting, then retreat to that lonely coach's office, well aware of what will be coming across the stadium WiFi.

Bzzt.

"They are people I care about and root for," Callahan said. "It's different when it's somewhere that fired you. You want to burn the building down and go play them. You hope they lose by 100. That's



not how I feel with everyone there. I truly want success for all those guys, players, coaches, ownership, front office. Love those guys. I love them. That will be a little bit weird. I also want to beat their ass.”

###

**NEW HEAD COACH BRIAN CALLAHAN FEELS LIKE HE FOUND THE PERFECT FIT WITH TITANS**

**BY JIM WYATT**  
**TENNESSEETITANS.COM**  
**JANUARY 25, 2024**

NASHVILLE – Brian Callahan got emotional.

At other points during Thursday's introductory press conference, the new Titans head coach showed some fire.

With plenty of questions about the team's roster, his coaching staff and the challenges ahead in turning the Titans into a contender again, Callahan made one thing clear when asked what he wants to see from his team on a consistent basis.

"Resilient and relentless," Callahan said. "You want your team to have those two qualities, and if you have those things, if you are resilient and can handle the ups and downs, the good and the bad, and you are relentless in how you approach every day at work, every day at practice, every game you play, your results, they'll come.

"If you turn on the tape and you watch the Tennessee Titans, I hope those are the two words that come to mind."

Callahan arrives in Tennessee after 14 years of NFL coaching experience, including the past five seasons as the offensive coordinator for the Cincinnati Bengals.

Callahan was a popular candidate on the NFL circuit, with trips planned for Carolina and Atlanta after his visit to Tennessee.

But the Titans convinced Callahan to stay in Nashville. Callahan said it became evident to him the Titans would be the best fit for him and his family, and the two sides struck a deal.

"It felt just like the place I was at (in Cincinnati)," Callahan said of the

Titans. "And I mean that in the most complimentary way possible, because I loved being there. You felt the atmosphere here, you felt the intensity, you felt the want to be great. And when I walked in here Monday for the interview, that's one of the things that stood out. There's a lot of passionate people here that want the Titans to be a great football team. I felt like, "That's where I want to be."

"I felt like this was the perfect fit for me."

Over the past three seasons (2021-23), when as Callahan served as offensive coordinator in Cincinnati, the Bengals offense ranked in the NFL's top 10 in several categories: sixth in scoring (24.9), seventh in passing (250.8 yards per game), seventh in red-zone efficiency (61.5 percent), 10th in third-down percentage (41.0) and sixth in time of possession (31:00).

Callahan played a key role in developing Bengals quarterback Joe Burrow, just like he had an influence at previous stops with the Raiders, Lions and Broncos with quarterbacks Derek Carr, Matthew Stafford and Peyton Manning.

On Thursday, Callahan discussed Titans quarterback Will Levis, saying he likes his competitive spirit, and ability.

But now he has an entire team to coach, and he'll do it his way.

"My coaching style is consistent, my demeanor is pretty consistent," Callahan said. "I pride myself on being a great teacher, that is first and foremost. As a coach, that is all you really care about is how well you can teach and articulate to the players what they need to do. I have plenty of intensity. I have a pretty laid-back demeanor most of the time, as you guys will see, but when it is time to make corrections and bring the energy that is necessary, I can do that. But my coaching style is a teaching coaching style.

"We're trying to make sure that our guys know exactly what to do, how

to do it, and they can go execute at a really high level and as fast as humanly possible."

###

**FROM THE NFL  
COMBINE: BRIAN  
CALLAHAN SETTLING IN  
AS HEAD COACH OF THE  
TITANS, EVEN IF THINGS  
AREN'T SETTLING DOWN**

**BY JIM WYATT  
TENNESSEETITANS.COM  
FEBRUARY 28, 2024**

INDIANAPOLIS – Brian Callahan strolled out of his hotel lobby early on Wednesday morning, on the way to visit with some of the prospects in this year's NFL Draft.

Callahan barely made it out the door before Chargers coach Jim Harbaugh approached him, shook his hand, and congratulated him. Callahan, in turn, congratulated Harbaugh, for his championship season at Michigan, and his own new gig in the NFL.

The coaches then headed down the escalator and into the busy hallways at the Indianapolis Convention Center, here at the NFL Combine, en route to Lucas Oil Stadium.

Callahan has had countless interactions this week, his first combine as a head coach.

"Getting a lot of 'Congrats'," Callahan said with a smile, "and I appreciate it. It's been really cool, to see everyone's excitement for me, being happy for me and all that. It makes all of this even more exciting."

It's been just over a month since Callahan was introduced as the next head coach of the Tennessee Titans. His life has been a whirlwind since, as he's worked to hire his first coaching staff while also juggling tasks at the office, from meetings with coaches, scouts, players, other team officials, media, along with a few appearances with season ticket members.

Free agency, and the NFL Draft, of course, are two big events on the horizon.

Callahan keeps a running list in the Notes app on his phone when something pops in his head he could forget.

Along the way, he's received plenty of advice.

One exchange stuck out: It was with Colts General Manager Chris Ballard.

"Just make sure you enjoy it, and have fun," Callahan recalled Ballard telling him. "He told me, 'You are ready for it, you are prepared, so enjoy it.' And I have tried to do that – enjoy the process of it all. I have had fun, and I have enjoyed it. And, he also said: Take your time. Don't be in a rush, and don't feel like you have to get everything done in one day."

A long-time assistant, most recently as offensive coordinator with the Bengals, Callahan said he's learning the flow of his day is different as a head coach.

But he is having fun as he's settling in, and prepares for what's on the horizon.

Two men he worked with in Cincinnati – Bengals head coach Zac Taylor and Bengals Director of Player Personnel Duke Tobin – said here at the combine Callahan was clearly ready for the next step.

"They're getting a good coach and we're losing a good coach," Tobin said of Callahan, and the Titans. "They're getting a guy that is a hundred percent ready for the job. Brian has the exact personality that you want in that position. He's super bright. He's a people person. He relates well to players, to staff, to everyone in the building. He's grown up around football. He's got a tremendous amount of great ideas and thoughts. He's got the right demeanor and personality. So, it's a great hire for them and it's a big loss for us. We really enjoyed our time with Brian. I knew he was ready. I knew he had, it was just a matter of another team identifying that and they did and we're really happy for him."

When Titans General Manager Ran Carthon reached out to Taylor about Callahan, he gave him a strong endorsement as well.

"He sat right by my side for five years, and became one of my best friends," Taylor said of Callahan. "He was ready for the opportunity and was a big part of our success. And I'm confident he'll be a big part of their success in Tennessee."

Callahan's first month on the job has included a lot of work, away from his family. Callahan's wife and two kids remain in Cincinnati, so they try and connect via FaceTime either early in the morning or at night. His days have been so busy, in fact, some days fly by before he realizes he hasn't checked in. The entire Callahan family plans to move to Nashville after the current school year, when they'll find their new home.

For now, Callahan is living in an apartment in the West End area.

He's eaten at places like Kayne Prime Steakhouse and Pelato in Germantown.

"Been to a Predators game," he said, "and looking forward to going back. They're hot right now."

Callahan once took a stroll down Broadway to get a feel for the city. When he's been out, he's occasionally been recognized.

"I've been pretty anonymous, I think, but a few folks have come up, which is kind of new for me," he said. "Everyone has been very kind and welcoming. A lot of hellos, and 'Welcome to Nashville'. It's been a nice welcome."

Most of Callahan's time, however, has been spent at Ascension Saint Thomas Sports Park.

On most days, he's there early, and out the door at 9 p.m., which is closer to a regular season schedule than an offseason one.

But there's been work to do, and people to get to know.

At a recent staff meeting, Callahan put up pictures of four or five people with the team, and called on folks to see if they knew them.

"It's one of those things to remind people: Get to know people who work here," Callahan said. "I do it just as much for me as I do for them."

Callahan is still getting to know players returning from last season.

He's called a good number of them, but not all. Some have gone out of their way to stop by his office. He'll get to know all of them when the offseason program gets under way on April 8, a date he's looking forward to.

Some, he's already getting to know well.

"I joke with Ryan Stonehouse all the time," Callahan said of the team's punter. "I think he's been in the building every single day I've been there – every Saturday, every Sunday. If I am in the building, I am going to see Stoney at some point. So, I've seen the most of him. Obviously, Will (Levis) has been around a little bit. He always stops by when he is in the building."

As Callahan headed toward his meeting with the prospects this morning, he gave a quick detail on what he's looking for in players.

High character, being coachable, consistent, and a passion for football are traits he's looking for. Callahan also wants speed and explosiveness on both sides of the football.

The past month has given Callahan a taste of what's on the horizon.

It's also made him hungry for more.

"As a head coach, there's a lot to do for sure," Callahan said. "But I have not felt overwhelmed by any of it. A lot of it, I felt like I knew was coming. And I feel really prepared for it. I haven't had any moment

where it's like 'Oh man, this is a much bigger deal than I thought it would be. I feel really good about it. I'm really, really excited.'"

###



## HOW THE BENGALS CREATE AN EARLY GAME SCRIPT AND THE HISTORIC RUN ITS PRODUCING

*BY PAUL DEHNER JR.  
THE ATHLETIC  
NOVEMBER 10, 2023*

The Athletic has live coverage of Bengals vs Jaguars on Monday Night Football.

CINCINNATI — As Monday afternoon turns to evening, cleanup crews and stadium staff still buzz through Paycor Stadium. They work to restore order to a building that shook at the epicenter of the football world less than 24 hours prior.

While fans scroll through replays, social media content and the latest round of pundit declarations that Joe Burrow is back, Cincinnati Bengals offensive coordinator Brian Callahan hides out in his office already mentally transitioned to Sunday.

“I’m pretty deep into Houston at this point,” he said.

Meanwhile, coach Zac Taylor weaves through meetings and media requirements. Children scurry through the tunnels, trailed by their mothers, for the weekly family night for the coaching staff.

As beautiful as it would be for Callahan to rewatch the Bengals pounce on an opponent early for the fourth consecutive week, the November grind allows little time for him to bask in the glow.

Time to start building next week’s script.

Whatever’s working for Taylor, Callahan and the Bengals’ staff on these sleepy Mondays needs to continue.

The first two drives over the last four games have netted seven touchdowns and one field goal. That includes three consecutive games scoring back-to-back touchdowns to open up leads they wouldn’t relinquish.

With a healthy Burrow at the helm, they’ve been more than good. They’ve been historic.

The last time the Bengals opened three straight games with back-to-back touchdown drives was 1985. The last time any team accomplished the feat was Green Bay in 2020.

STAT	LAST 4	2022	NFL AVG (20)
Points/Drive	6.5 (1st)	2.5 (10th)	2.1
EPH/Play	0.49 (1st)	.02 (10th)	-0.1
TD%	87.5% (1st)	31.3 (10th)	22.9%
Pass%	73% (1st)	73% (2nd)	59.7%

The drives include six passing touchdowns to four receivers, a completion percentage of 85 percent and a passer rating of 138.1. They’ve run 74 plays but have even reached third down only nine times.

Outside of marveling at the franchise QB, how are they doing it?

“You’ve got to credit the coaching staff,” Burrow said. “The scripts are a collaboration, but it comes down to Zac and Brian that come up with those plays.”

Understanding this run of improbable efficiency requires an examination of the staff’s process of creating an early-game script and the nuanced objectives of the approach.

The process for Callahan opens with pinpointing the general collection of plays.

“I usually try to carry over a lot,” he said. “I’ve always found that teams and good offenses have carryover. You don’t have to start from scratch every week.”

Specifically, he’ll track back to previous games against similar schemes. In the case of Houston, Texans coach DeMeco Ryans left a similar system behind in San Francisco.

“Are there some things in the San Francisco game plan that we’ve practiced, installed and repped that we didn’t call?” Callahan said. “And

yes, there inevitably always is. You always start there, carry over as much as you can because you only have so many hours in the day.”

Finding the carryover eventually blends into looking for advantages playing off their own tendencies from recent weeks.

“You try to figure out, ‘What are our wrinkles for this week?’” Callahan said. “And that’s usually based on a couple of things, based on what have we shown. ... ‘How do we add a layer to it?’”

A prime example is a screen thrown to Ja’Marr Chase in the second quarter against Buffalo. The play was essentially the same formation and motion as an explosive completion to Tee Higgins the week prior against San Francisco. Only, this time, rather than Chase serving as an orbit motion decoy, the play was redesigned as a screen.

One missed block threw it for a 2-yard loss and a forgotten play on an otherwise memorable night, but it was wide open. A great idea foiled. The quest for the next one is always around the corner.

After a week of practice and repping the next cycle of core plays, they whittle down the expected early play calls by Friday afternoon and into Saturday morning.

“Brian gives thoughts, (offensive line coach/run game coordinator Frank Pollack) gives thoughts,” Taylor said. “We talk about them Saturday morning as a staff and formulate it. Then we talk to Joe.”

The dialogue with Burrow usually revolves around any plays he thinks were left off or picking between two plays to push up into the early script.

Taylor says there are moments — including one during Wednesday’s practice — when Burrow will suggest a play from that day get elevated to earlier in the game, but typically those conversations occur closer to game day. As with all things Bengals offense, Taylor

**TITANS HC BRIAN  
CALLAHAN'S OPENING  
MESSAGE TO TEAM  
CENTERS ON  
RESILIENCY,  
RELENTLESSNESS**

**BY JIM WYATT  
TENNESSEETITANS.COM  
APRIL 10, 2024**

NASHVILLE – New Titans head coach Brian Callahan held his first team meeting this week, and his message was clear – he wants his team to be relentless, and resilient.

Also, he wants guys to feel comfortable, and to be themselves.

The Titans began their offseason program on Monday, which Callahan referred to as "an orientation."

"We're trying to lay out expectations, guidelines, what we want our team to look like," Callahan said. "(The opening message) was two things: Two critical factors that we want our team to be when you turn our tape on is relentless and resilient, and they got that message the first day. It's a huge part of what I believe in. And, then the other part of it is, just some very simple things that we have expectation-wise. I don't do rules, I don't have a lot of things they need to abide by, but I want guys to be themselves. I want guys to be on time, and I want to protect our team. That is what I live by. So that's sort of the first opening message that they got. The opening message was certainly we want to be a relentless and resilient football team."

Callahan, formerly offensive coordinator with the Bengals, was named head coach back in January.

In the first few weeks on the job, Callahan hired his first coaching staff. Callahan has been busy in all facets since, making trips to the NFL Combine, the NFL owners meetings, and pro days, in addition to working with his new staff, gearing up for the start of the offseason program.

For the Titans, that started on Monday with Phase One.

Callahan said he's been pleased with the attendance right out of the gate.

"There's been great energy with all the players in the building," Callahan said. "I just felt the excitement. Any time there is change, you can handle it one of two ways: You can be disappointed by it, or you can be excited and ready to embrace whatever comes your way. I think these guys have done a great job embracing the newness of it all, and the excitement of what's to come, and I've appreciated that from them. I've felt really good about the start we've had this week."

The Titans are scheduled to hold a veteran minicamp from April 22-24.

The team's rookie minicamp, which will follow the NFL Draft, is scheduled for May 10-13.

The Titans will hold voluntary OTAs in May and June, along with a mandatory minicamp from June 4-6.

The offseason program will end in mid-June, and training camp will begin in late July.

"We are going to coach as hard as we can, as much as we can, for the time we are allotted," Callahan said. "And whoever is here is going to be here. But I have been very pleased with our attendance so far this week."

###

wants to lean into his quarterback's preferences.

"It depends on the whole team you're going against," Burrow said about what he looks for in an early script. "A lot plays into it. You want to get a little bit of everything — runs, passes, the whole game."

There's a line of thought about early scripts that most of the first 15 plays are set in stone. The concept was innovated over 40 years ago in Cincinnati with Paul Brown and Bill Walsh.

The game has evolved as has the early-script dynamic.

"The only play I know for sure the order it will be called is the first one," Taylor said.

After that, any of the top plays Taylor likes could be bumped down as situations dictate and send him to other corners of his 11x17 play sheet for answers. The sheet is situationally categorized, so the idea of 15 plays is a fallacy. In fact, it's rarely that number, typically trending higher.

"There's no special sauce," Taylor said. "It's just a bunch of calls I know I really like and want to make sure I get to in the first half."

The objective of getting to them early goes beyond merely picking plays they believe will work, though.

"Especially an opening script, you're setting things up," Callahan said. "They're showing things that are different and you're also at the same time trying to see how they're going to play. So maybe you're probing them at the same time. That's why you try to throw 12 personnel under center out there. What are they going to do? What's their reaction? OK, now that's how they're going to play it. Here's what's next for that. It's sort of a back and forth that's like a chess match."

Taylor and Callahan agree the process isn't overly complicated,

especially when they have been doing this together for five years and together with Burrow for four.

There have been periods when the offense struggled through the early drives, specifically in 2021 when seemingly every game involved a comeback sparked by a play just before halftime.

DRIVES	LAST 4 GAMES	2022	2021
First 2 drives	6.50 (1x1)	2.50 (1-10x)	1.25 (0x0)
Rest of game	1.25 (0x0)	2.25 (2x3)	2.25 (3x4)

DRIVES	LAST 4 GAMES	2022	2021
First 2 drives	0.49 (1x1)	.02 (0x0)	-.20 (0x0)
Rest of game	-0.09 (2x3)	.05 (0x0)	.11 (3x4)

Part of the evolution of early success for the Bengals has coincided with Burrow's growth as a passer. The Bengals are the most pass-heavy team in the league on the first two drives — 73 percent versus 60 percent after — unsurprising considering they are among the most pass-heavy throughout.

"Nobody says you have to run the ball to open the game," Callahan said. "You really want to run the ball at the end of the game."

Taylor interjects that many of those throws were called runs, RPOs or passes to the edges, which count as runs in their mind.

Either way, Burrow's ability to mitigate the risk of aggressive calls, specifically early in a game, allows the Bengals to always be hammering the pedal out of the gate.

"We've definitely (been) leaning more aggressive early in games this year as Joe has gotten healthy," Callahan said. "Let's say we have a really good play-action shot we like or something that could generate an explosive, let's not hold on to it. Let's put it out there early. Some of that is Zac knowing if I just call these things, Joe is going to make the right decision and if we don't have it, check it down."

Taylor feels he's always leaned toward aggressive plays early. He runs through a list of examples from

his early seasons throwing a go ball to A.J. Green on the first play of Burrow's second career game to opening last season's "Monday Night Football" game against Buffalo launching a deep shot to Chase for a pass-interference penalty on the first play.

The key, in the minds of Taylor, Callahan and Burrow, lives in finding a balance between attacking to put teams on their heels early, probing with different formations and, most importantly, finding easy completions for Burrow to quickly establish a rhythm.

"You want to see the ball completed, you want to move the ball down the field," Burrow said. "You want to take chances, too. You want to take shots."

Oh, yeah, and one other minor detail.

"It's just, let's go score touchdowns," Taylor said.

Defensive coordinator Lou Anarumo fully understands the challenge of combating a team with a consistently dynamic early script. Specifically, the legend of Andy Reid in Kansas City.

"He's the standard when it comes to that," Anarumo said.

As the first quarter bleeds into the second against the Chiefs, Anarumo finds himself airing the same questions on repeat across the headsets.

"Are we off the script yet? Are we off the script yet?" Anarumo said with a laugh. Whether against the Chiefs or not, he acknowledges the dynamics can change notably once the early plays are exhausted.

"They are going to practice it and be ready to go, they know what is getting called," he said. "There is no indecision by the players. They know what call is coming into the huddle. But once you get them out of that, there can be some indecision in how the game is going."

It's fair to wonder how much indecision has come into play for the Bengals. The confounding nature of this four-game stretch has been what happened after the first two drives. The Bengals rank 29th in points per drive and 26th in EPA/play from that point forward. Each game produced its own circumstances and justifiable excuses. You have a fumble from Irv Smith in San Francisco as well as multiple plus-territory stall-outs against Buffalo that should have produced points.

There's no sense the game is playing out differently after the early drives or that the offense is being exposed when the core offense takes over the call sheet. "We got to be better, obviously," Taylor said, but outside of the Seattle debacle, these haven't been discouraging drives or full of ugly three-and-outs. The Bengals are actually above average, ranking 12th in three-and-out percentage in those situations (32 percent).

Plus, they've often been running the four-minute offense to salt away wins when the situational objectives again change.

The stalled and busted drives have made evident that despite four consecutive victories and Burrow heating up to elite, the room for growth is still vast.

Considering the current roll, that's one scary concept for the rest of the league.

"There's a moment where we need to go hammer it and we just haven't," Callahan said. "Both of those games should have never been close. That's where I get the most frustrated. We are really competing with what we are capable of. We are capable of so much more. In the moments when you have to not let a guy off the mat, you have to knock it out. That's the next step."

###



## **WHAT MAKES BENGALS OFFENSIVE COORDINATOR BRIAN CALLAHAN A RISING NFL COACH**

**BY DAN POMPEI  
THE ATHLETIC  
AUGUST 30, 2022**

CINCINNATI — One minute left, and the Bengals and Jaguars are tied at 21.

On second-and-13, Jaguars defensive coordinator Joe Cullen calls for a zero blitz. Bengals quarterback Joe Burrow checks to a screen pass to tight end C.J. Uzomah — the perfect counter move — and Uzomah goes 25 yards to set up the winning field goal.

Of course, credit for the long gain on the play went to Burrow.

But it also should have gone to Peyton Manning.

From 2012 through 2015, Bengals offensive coordinator Brian Callahan worked with Manning in Denver as an assistant in various capacities. It was Manning who influenced Callahan to prepare for every possible pressure and make him understand that the protection plan is the most essential part of any game plan.

“It’s one of the things most deeply ingrained in me from my time with Peyton,” Callahan says, “I spent hours combing through tape for Peyton, finding all the blitzes, drawing them up, presenting them to him. He always wanted answers — what calls to make to get the blitz blocked, what plays to check to, how to make a team pay for blitzing him. (Now) I always want to give Joe as many answers as he needs for what he might encounter.”

Before the game against the Jaguars, Callahan studied Cullen back to his days as a defensive line coach with the Ravens. He suspected a zero blitz might be coming with the game on the line and advised Burrow accordingly,

Callahan’s understanding of exceptional quarterbacks has elevated him and his teams.

“He’s seen a lot of successful quarterbacks and how they worked, and that experience has helped us,” Bengals coach Zac Taylor says.

“The more exposure you can get in this league to players and systems that are successful, the better you are if you are willing to learn,” says Matthew Stafford, another quarterback Callahan has coached. “He’s always finding ways to be a better coach by learning from players as well as coaches.”

The quarterbacks in Callahan’s past tell the story of where he’s been. And they also reveal where he’s going.

Randall Cunningham

In a closet of a home not far from Paul Brown Stadium, there is a porcelain figurine of Cunningham, depicted as the quarterback of the Eagles. During a move long ago, one of the figurine’s legs was broken. It was glued back together and remains in the box it came in, protected by the original Styrofoam.

Callahan’s father, Bill, who later became head coach of the Raiders and now is the offensive line coach of the Browns, was the Eagles’ offensive line coach in the mid-1990s. As a seventh grader, Brian served as a ball boy for the team during camp. Cunningham asked him to play catch once, and they struck up a relationship.

And then one day Cunningham gave Callahan that figurine, a treasure still.

“What an awesome moment it was to receive that,” Brian says. “I was in awe when I saw him. He was so big. He was a superstar at the time, but he was so nice to me, so gracious.”

Previously, Brian had spent many days around the Wisconsin football team with his brother Danny when

Bill was the offensive coordinator. To hear Bill tell it, they were “gym rats.”

But playing catch with Cunningham at Eagles camp and watching how a star quarterback carried himself was something special, and the first of many significant quarterback intersections in his life.

Rich Gannon

The Raiders were preparing for a training camp practice in 1998 when Gannon called over Callahan, then a high school freshman who also played quarterback. They chatted as Gannon warmed up. From then on, Gannon talked to him a little every day.

Callahan always had questions.

“Why did the coach call that play against that defense?”

“Why did you throw to this receiver instead of that one?”

“Against this look, should you expect blitz or coverage?”

Gannon was known for being all business, but he admired young Callahan’s curiosity and respectful approach. He gave him pointers about throwing mechanics and footwork, and he especially tried to teach Callahan about the mental part of quarterbacking — the attributes that too often are minimized but were Gannon’s NFL lifeblood. He told him about the importance of toughness, work ethic and preparedness, and explained why amazing throws have less to do with winning games than amazing decisions.

Callahan learned the most by watching Gannon interact with others.

“He was very demanding,” Callahan says of the quarterback who was voted NFL MVP while playing for Callahan’s father in 2002. “He didn’t care. He wanted to win. It was my first time seeing somebody like that where it was, either you do it right, at the level I expect, or I’m

kind of done with you. I was in awe of that kind of command. He wasn't always nice. He was prickly. But he was brilliant."

This, Callahan thought, is what a quarterback should be like.

In the evenings, Callahan followed his father to the offensive installation meetings. There, he watched head coach Jon Gruden, offensive coordinator Marc Trestman and other coaches install plays for Gannon and the other players. Then, it was Gannon asking questions.

Says Gannon, now an analyst with CBS Sports and NFL Radio, "He soaked it all up."

Tim Tebow

The 2007 Heisman Trophy winner was one of the most beloved athletes in the country when he became the starting quarterback of the Broncos in 2011. His biceps were prettier than his passes, but Tebow's performances were enchanting in a way most football coaches could not understand.

Head coach John Fox and offensive coordinator Mike McCoy knew they could not win with Tebow in a conventional system, so they decided to incorporate option plays into the offense. This was before the pistol offense became the flavor of the day and zone reads became standard in every playbook. Callahan, the team's offensive quality control coach at the time, had played in the option at De La Salle High School and coached it at Serra High School, so the other coaches asked for his help designing a run game that fit with Tebow's skill set.

"We watched all his tape at Florida and tried to figure out how to bring college concepts to the pros," Callahan says. "We did a bunch of stuff nobody was doing at the time."

Tebow was unlike any other quarterback, but he helped Callahan learn to work with other quarterbacks.

"The big takeaway was find things players do well and do it," Callahan says. "We all want to throw it 30 times for 300 yards, but that wasn't what we had. You have to work around whatever it is they can do. It has nothing to do with the kind of system you want to run. It has everything to do with putting your guys in the best position to be successful."

Peyton Manning

The Broncos replaced Tebow with Manning, and Callahan was given a critical responsibility as an offensive assistant: informing Manning of opponents' tendencies. In the later stages of the season, Manning also assigned Callahan and the backup quarterbacks to research each opponent and make a presentation the day before the game.

"Cally — everybody called him Cally — was there all night, early in the morning, breaking film down nonstop," Manning says. "It's a grind. I like coaches that are willing to do that. Some coaches just want to skip right to being a full-time position coach, coordinator, head coach, but Cally going through the grind made him learn a lot as a coach."

Working with Manning, Callahan learned the meaning of accountability.

"You had to go through everything because he did, and then he tried to find holes in whatever you told him," Callahan says. "We were playing Cincinnati. I tell him they never bring this safety blitz when the corner is in this position. OK. He writes everything in his notebook, this horrible chicken scratch. So the next morning, he opens his notebook and tells us to call up a specific play. He said, 'You said they don't bring this blitz when they have this look, but they did it here.' He had gone like two years back. It was his way of showing me that what I did wasn't good enough. At that moment, I said I would never be wrong again."

Eventually, Callahan earned Manning's trust. Manning says Callahan played a significant role in his late-career success.

"It was a whirlwind ordeal coming to Denver, trying to get established and coming off an injury," Manning says. "Cally helped a lot with my transition. He was a big part of my journey."

Watching Manning's wheels turn made Callahan understand how a coach's wheels need to turn. Manning did everything at the highest level, from watching tape to giving interviews to broadcasters in production meetings. He was so intense in walkthroughs that he often came off the field drenched with sweat. Manning's routines, focus and structure were blueprints for Callahan to share with every quarterback to come.

"It was," Callahan says, "like getting a Ph.D. in quarterback play."

Matthew Stafford

When Callahan became the Lions' quarterbacks coach, he was working in the same offense he did with Manning. So naturally, Callahan tried to handle Stafford how he and the other Broncos coaches dealt with Manning.

But Stafford was different from Manning in the way he perceived, related and played, so Callahan had to adjust. Whereas Manning left no doubt what he wanted and how he wanted it, Callahan sometimes had to coax things from the laid-back Stafford.

"I realized not everyone is Peyton, and they don't have to be," Callahan says. "I figured out there are a lot of different ways to be good. I absolutely loved coaching him, but I had to coach Matthew differently than Peyton."

It helped that Dan Orlovsky, then a veteran of 11 NFL seasons, was Stafford's backup. Orlovsky counseled Callahan on how to connect with Stafford.

“What I did with Peyton, that’s not for everybody,” Callahan says. “Dan helped me mold what I taught to the personalities I was teaching.”

Stafford appreciated Callahan’s experience with Manning, but he didn’t necessarily want the same play calls.

“Some of the things Peyton really liked, maybe I didn’t, and vice versa,” he says. “Brian had an ability to navigate that, communicate that and explain why Peyton liked something. I would say why I didn’t, and he found ways to make those dynamics work. He was always great at it.”

Callahan found Stafford to be intelligent, instinctive, tough and committed. He was relatable in all corners of the locker room. So he focused on building around those attributes.

In addition, Stafford had arm talents that were fantasy for Manning.

“The offense we were running was probably called a little different than when Peyton was running in Denver,” Stafford says. “We probably took a couple more shots down the field here and there. That’s what makes a coach a good coach, being able to get the most out of his players and understand strengths and weaknesses.”

Without flexibility, Callahan learned, he wouldn’t have a chance.

Derek Carr

Seventeen years after Callahan was a high school kid sitting in on Gruden’s install meetings with the Raiders, he joined Gruden’s staff in Oakland as quarterbacks coach. In Gruden’s second stint as head coach of the Raiders, his quarterback was Carr, who was very different from Gannon and every other quarterback Callahan had been around.

Callahan found Carr intelligent, resilient and adaptable, and also sensitive.

“Being religious is very much a part of who he is, and he would preach,” Callahan says. “He didn’t like people cussing and he didn’t like negative talk. You have to learn to work with that. I’d try not to cuss.”

Gruden, subsequently, tried to reach Carr in his colorful way by instructing, correcting and sometimes berating his backups. The head coach demonstrated how he could get his points across without ruffling Carr.

For every situation, Callahan learned, there is a workaround.

Joe Burrow

In 2021 when Burrow was rehabbing from knee surgery, Callahan told him how Manning returned from neck surgery nine years earlier. Even though their injuries differed, Callahan knew Burrow could benefit if he could think like Manning did during his comeback.

Callahan preached patience, as he had seen it benefit Manning. He told Burrow to be open with his feelings and encouraged him to ask the Bengals staff for what he needed. He told him recovery isn’t linear, that there would be tough days for him as there had been for Manning.

Burrow won the 2021 comeback player of the year award, and part of the reason, he will tell you, was the Manning mindset.

Callahan talks with Burrow about all the quarterbacks in his past. Sometimes it’s just telling an amusing story, but often it’s passing down a lesson, or as Burrow puts it, giving him a “nugget.”

“I’ve got a lot of experience with these quarterbacks and Joe’s the perfect person to impart all the things I’ve learned because he’s able to handle all of it,” says Callahan, now a veteran coach at 38 years old. “He’s in the early stages of his career, and hopefully it can help him develop at a rapid rate. You get veteran players, and their minds are made up about a lot of things. But

Joe is always open to hearing new ideas. There are things he’s still impressionable about.”

Callahan meets with Burrow and the other Bengals quarterbacks during morning installation sessions and for post-practice film review. He is responsible for base down game planning and oversees red zone plays and the protection plan, so they frequently interact in the lead-up to games. Play calling is Taylor’s responsibility, but Taylor says he and Callahan have a constant discussion between plays and series.

Burrow led the Bengals to the Super Bowl earlier this year in his first full season as a starter, but Callahan believes he has a lot of room for growth. Callahan thinks his quarterback has Hall of Fame potential and has even thought about what Burrow’s induction speech might sound like.

He sees Burrow as a blend of Manning, a Hall of Famer, and Stafford, a potential Hall of Famer. Like Stafford, Burrow can toggle between easygoing and fierce. Manning thrived with control; Burrow is the same way.

Callahan subsequently has given Burrow “the keys to the offense.” That means Burrow has autonomy at the line of scrimmage as well as input and veto power on concepts in game plans.

“If I don’t feel great about a certain route on a concept, I bring it up and there is no hesitation about changing it,” Burrow says. “That’s not always the case with all the coaches you play for. Some are very adamant it’s their way; run it how the play is supposed to be run. That’s not how Brian does it. That’s empowered me to go out and play free and fast and physical and really understand what I’m doing.”

As the Bengals prepared to play the Chiefs in the AFC Championship Game last season, Burrow told Callahan he preferred to have wide receiver Ja’Marr Chase run a fade on the backside of a red zone concept instead of the route

Callahan initially intended Chase to run. Callahan listened to his quarterback and changed the route. Late in the third quarter of the 27-24 Bengals' victory, Chase scored on a 2-yard reception from Burrow on the fade Burrow had suggested.

With Burrow, Callahan has used what he calls "my Tebow lesson" — finding the things the player does well and asking the player to do them repeatedly. For Burrow, that means a healthy dose of mid-range routes — Callahan says "his intermediate accuracy is the best in the NFL" — and consistent downfield shots to Chase.

Burrow appreciates Callahan as a coach and more. Burrow is not a small-talk guy. But Callahan asks about his family. He tries to make him laugh.

"I consider us friends, which is rare to consider yourself as a player to be friends with a coach," Burrow says.

Burrow is glad to have found himself in Callahan's path. And if the chain is unbroken, another transcendent quarterback will find himself there.

Burrow: "I thought he was going to get a head coaching job last year (he interviewed with the Broncos). I was anticipating having a new offensive coordinator. When his opportunity comes, I know he'll make the most of it and be a great head coach for a long time."

Stafford: "He is comfortable with himself and he knows the game. I think the sky's the limit for him."

Manning: "I've been really proud of him. He's got fire in him, and at the same time, Cally is in control. It's the perfect mix. He's got a great demeanor for a quarterbacks coach, offensive coordinator or head coach in my opinion."

Gannon: "I don't think there's any question he'll be a head coach. Brian's going to get that opportunity and he's going to be really good at it."

From playing catch with Cunningham, to peppering Gannon with questions, to finding plays for Tebow, to poring through tape for Manning, to adjusting his message for Stafford, to finding workarounds with Carr, to empowering Burrow, Callahan has developed a deep understanding of how to help a quarterback maximize his gifts.

And that deep understanding is a commodity that can take coaches places.

###



## **WHAT MAKES BRIAN CALLAHAN SO INVALUABLE TO ZAC TAYLOR AND BENGALS**

**BY MIKE PETRAGLIA  
CLNSMEDIA.COM  
AUGUST 26, 2021**

CINCINNATI — Calling plays in an NFL game isn't a one-man job. It hasn't been for a long time. Look no further than the Bengals to understand the unique relationship between a pair of coaches with Super Bowl experience on their resume.

Head coach Zac Taylor has the final call on gamedays but what's truly important to understand is the process that goes into every play, the voices in the room that have real input and the orchestration that figures into the compilation of all the choices on the menu that Taylor has in his hands on the sidelines.

Brian Callahan has the title of offensive coordinator and, with the Bengals, that's literally his job. On many teams, the head coach entrusts the coordinator with designing and calling the plays.

But in Cincinnati, where the head coach has an extensive background in working with offenses at the college and pro level, Taylor prefers to pull the trigger during the game.

So then, what exactly does Callahan do for Taylor?

"The nice thing about having a head coach that calls the plays, they still have to do all the things that head coaches have to," Callahan told me. "Roster management and he still has to worry about anything else that comes up, defense, special teams. Those things are all things that he has to think about during the week. So, he relies on me specifically to advance everything else. So, offensively I move forward with the plan and then he catches up as he has time."

Both Callahan and Taylor have been offensive coaches on Super Bowl

staffs, Callahan in 2013 and 2015 (Broncos) and Taylor 2018 (Rams).

"He might not be in every meeting with the staff, I'll run most of those they'll catch up with whatever we do," Callahan adds. "Whatever we've got to catch up on. I do a lot of previewing of each situation. So, I'll put out a list of first, second down passes together, and it's usually a really long list of things, and then I'll get together on Tuesday night and take an hour and a half to go through and cut that list. He says I like these things here. I have these ideas. I'm going to put in here. We just kind of flow through the conversation."

Conversation and communication are two key words to keep in mind when thinking about the working relationship between Taylor and Callahan. Conversation and communication lead to decisive decision-making on gameday.

"He helps balance things when I'm not around and I'm doing head coach things, and Frank (Pollack) is doing the run game. He does a good job of meshing that as well and making sure the communication is great," Taylor said of the invaluable service Callahan provides. "I could probably talk for hours about the value that Brian has to our team because it is tremendous. And I think the players see that, how smart he is.

"He's been around some of the most successful offenses in the history of football and he's seen some of the all-time greats do it. He knows what the standard should be and what it should look like. When he communicates with the group, it always hits the nail on the head because he's been there, done that. It's where we want to be, and he does an outstanding job for us."

In speaking with both for this look behind the curtain at what goes into play-calling, it's clear that the relationship works well. The results, as both will admit, haven't always been ideal but it's the process that must be refined and perfected before

the engine starts firing at optimum RPMs.

That's what the first two seasons have been about for Taylor and Callahan, who have known each other a long time.

"We think the same and what I mean by that is I could disappear for a few hours doing head coach things and he really just keeps things smooth and on track and by the time I get back it's not a different thought process of what I would've followed myself," Taylor told me this week. "And that's from our interactions over three years, that's from our interactions of 10 years of phone calls before that because we never worked together before that. Working summer camps together and talking ball and talking scheme."

When Taylor was putting together his staff after he was hired in January of 2019, he knew who one of his targeted hires would be.

Callahan had just completed a season as quarterbacks coach with the Oakland Raiders and already had a Super Bowl ring with the 2015 Denver Broncos, working with two of the most brilliant minds in NFL offense, Gary Kubiak and Peyton Manning. And with Manning in particular, he knew one thing as the leader of the offense on the field stood above all else.

"Preparations. His preparation was so maniacal," Callahan told me. "So detailed as a quarterback, he has to prepare just like the coordinator does, just like the play caller does. (He would) always think about the game plan, how we're trying to attack, what we're trying to attack, how we're going to deploy our people against whatever they show us. And it's a really intense way of going about it. The way he went about his business and the urgency of how you had to attack all those small things and make sure you're all on the same page all the time."

But Taylor and Callahan understand clearly that being on the same page doesn't mean you agree all the time.

“As we watch tape, that’s not to say we don’t disagree,” Callahan said. “We have plenty of times where I like to play and I’ll stand up and fight for it, getting some idea and then it’ll work in the game. And then they say, ‘good job’ and vice versa out the plays that I don’t like it. He has that we may come up with a but whenever we’re done and we leave the room on the same page with what we’re going to do, for that meat for the game, and how we’re going to go attack.”

When Peyton Manning was leading the record-breaking Broncos offense from 2012-2015, Callahan was an offensive assistant to Kubiak and the Hall of Fame quarterback. Taylor wasn’t afraid to tap into Callahan’s access to some of the greatest offensive minds in the history of the game.

“‘Why did Peyton Manning do this?’ I remember texting him that all the time in 2014 or 2013,” Taylor said. “(Callahan) is not afraid to tell me what he thinks if I’m screwed up in some way or if we should be doing things differently, which you have to have in this profession. There can’t just be people telling you that you do a good job and everything’s great.”

During the weekly meetings, every coach has the option to sell their unit, whether it’s run-game coordinator Frank Pollack or wide receivers coach Troy Walters.

“It’ll be anything to the red zone and third down,” Callahan said. “Each one of our coaches has an area they’re responsible for, so they can pitch. Third down, Walters does Red Zone, whoever it is, we preview that area. We go through and we build the list, and the idea is to have a list of things to choose from and then Zac and I go through and then cut it down and make sure we we’re fine, whatever it is we’re going to run. The good thing is that Zac and I see football very similarly. We see a lot of the same.

“Ultimately when you get to game day, you’ve got a pretty good idea of

how things are going to come off your call sheet for the most part. It’s not a whole lot of guessing when we get to game day. We’re all pretty much in lockstep with how we see it.”

“You need people that can balance that for you. Brian absolutely does that,” Taylor said. “Maybe that comes from being a son of a coach, maybe that’s just his personality, whatever it is, he’s just got the right tone about him to where he makes sure we’re always doing things the right way.”

Callahan’s father, of course, is Bill Callahan, someone with his own extensive and successful pedigree in the game. Bill Callahan, who serves now as the offensive line coach in Cleveland, coached quarterback Rich Gannon and the Oakland Raiders to their last Super Bowl in 2002.

“There’s probably no one has had a bigger impact outside (the game),” the younger Callahan told me. “He’s the most impactful person in my career, just outside of being my father, just as my just as a mentor and he’s seen so much. He’s coached for so long. He’s been a head coach. He’s called plays, he’s been in college (Nebraska). He’s done it all at a really high level for a long time.

“And the things that he says, the advice, he gives the perspective that he has on things where I might get real mad about something and I might be all bent out of shape about how something went that game and he just goes, ‘mad for, what? Is that going to do to help me? What did you what do you do to fix it? How do you fix the problem?’”

Those are the words Callahan is most likely to apply now, knowing everything he does over his first two seasons in Cincinnati. It’s not so much about what went wrong but making adjustments in games and move forward. It’s making adjustments week to week so your offense is playing its best and most meaningful football after Thanksgiving.

If you think father and son talk shop a lot, think again. Besides the obvious that they’re on separate sides of a very intense AFC North rivalry, father and son keep their conversations to life’s lessons, not strategy.

“He’s always been a huge, huge influence even till now, we don’t talk about each other’s teams very often, try to keep those things out of our conversations, but just general football, career advice, wisdom, all those things,” the younger Callahan said. “Huge, huge, huge role in my development, as a coach and helped me get to where I’m at and will continue to help me for all the years that I do this. I’m sure.”

###

## **HOW A COACHING LINK TO PEYTON MANNING HAS HELPED BENGALS QB JOE BURROW**

**BY BEN BABY  
ESPN.COM  
DECEMBER 17, 2021**

CINCINNATI -- When quarterback Joe Burrow was looking for things to do last year during the throes of the COVID-19 pandemic, Cincinnati Bengals offensive coordinator Brian Callahan had the perfect suggestion.

Watch tape of Peyton Manning.

Manning joined the Denver Broncos during Callahan's six seasons as an assistant with the franchise. While Burrow prepped for his rookie year from the basement of his childhood home, the 2020 top overall draft pick watched and studied Manning.

Callahan's time with Manning and Denver didn't just have a big impact on Cincinnati's 37-year-old offensive coordinator. That time has also indirectly played a key role in Burrow's development as he looks to turn the Bengals into a playoff contender.

"The biggest thing that makes it applicable is Joe is very much wired the same way," Callahan said of Sunday's trip to Denver to face the Broncos (4:05 p.m. ET, CBS). "And he can handle those things, and he wants to handle those things. It's not for every quarterback."

Callahan landed with the Broncos in 2010 as a quality control assistant. Manning, a member of the Pro Football Hall of Fame and five-time NFL MVP, arrived in Denver for the 2012 season.

As Manning led the Broncos led to two Super Bowl appearances, including a victory over the Carolina Panthers in 2015, Callahan worked his way up the ranks, eventually becoming the team's quarterbacks coach. And for the young assistant, it was an education in what it took to play the position at the highest level.

"The 'no stone unturned' type of mentality that Peyton had that was required of all of us that were around him," Callahan said. "I thought that's been probably the biggest foundation of how to prepare a quarterback how to play in the NFL and what's required of the staff, what's required of the quarterback."

When Callahan had the opportunity to work with Burrow, those experiences proved beneficial. Of course, there was already a strong link between Burrow and Manning.

The Burrows and Mannings got to know each other well as Burrow participated in the Manning Passing Academy before his transcendent 2019 season at LSU. Before the draft, Manning and Burrow shared a conversation that lasted roughly 45 minutes. Burrow took copious notes that he referenced during his rookie season.

And when it came time to watch tape on how to operate as an NFL quarterback, Callahan pulled up Manning's highlights, helping Burrow work on things such as his vocal command at the line of scrimmage and his pre-snap mechanics. While he didn't copy and paste anything into his own game, Burrow certainly took notes.

"Every quarterback works on their own game in the offseason and likes to improve what they can do," Burrow said Wednesday. "But at the end of the day, they're going to play the way that they play and can take concepts and eyes and stuff like that and footwork."

Burrow is coming off one of his strongest periods of football ahead of the showdown against the Broncos (7-6). In the fourth quarter and overtime of the Bengals' 26-23 loss to the San Francisco 49ers, Burrow was a combined 11-of-15 passing for 210 yards and two touchdowns.

Bengals OC Brian Callahan says Peyton Manning's constant search for how to exploit a defense is a trait

the hall of famer shares with Joe Burrow. Andrew Hancock for ESPN

Bengals coach Zac Taylor, in explaining his regret of not leaning on Burrow more in the loss, gave Burrow some very heady praise.

"You can also put the ball in your quarterback's hands, because in 15 years we're going to look back and he's going to be a Hall of Fame-type of quarterback, and give him a chance to win us the game," Taylor said Monday.

Burrow is trying to match Manning and lead the Bengals (7-6) into the playoffs in his second NFL season. While Burrow doesn't check the notes from their 2020 conversation, the two have remained in touch.

"He texted me on Thanksgiving and all that good stuff," Burrow said Wednesday. "He has been good to me."

Even though it's early in Burrow's career, Callahan can see a lot of similarities between him and Manning. Both are always looking to find the answers to questions presented by defenses and exploit them. Each have raised the level of expectations for everyone around them and set a standard to be met by players and coaches, Callahan said.

And in a decade or so, maybe current Cincinnati coaches are pulling up Burrow film to show their young, aspiring quarterbacks, much like Callahan has done for Burrow with Manning.

"They are very much built the same," Callahan said. "And hopefully when we look up in 15 years, he's had the same type of career and the same accolades are dumped all over him."

###

## **BENGALS HEAD COACH ZAC TAYLOR HANDS OFF PLAY-CALLING DUTIES TO BRIAN CALLAHAN ... FOR A DAY**

**BY JAY MORRISON  
THE ATHLETIC  
JANUARY 25, 2020**

MOBILE, Ala. — Bengals head coach Zac Taylor and offensive coordinator Brian Callahan have a unique Saturday routine that helps them prepare for the game the following day.

They play fantasy football but with a twist.

Rather than drafting players, they're crafting ideas. Taylor will pick a recent NFL game and grab the game book, which includes all of the play-by-play data, and right before they have their final team meetings of the week Saturday night in the hotel, he and Callahan will role-play their way through the chosen game using down and distance and other situations to see what they would call if presented with the same variables.

"It's just a chance for us to work through the game plan we have for that week," Callahan said of their Saturday night in-season ritual. "We'll try to look at a game that might be the style of game and similar to how we're going to have to play that next day. If you're playing a really good defense, well let's pick a game with a really good defense because you tend to get into more third downs and see more third-and-longs. You're punting the ball more and it's a field possession game, and all these things start to marinate throughout the week and when it comes to Sunday, you've talked about a lot of those things before they happen, and it's easy when they come up. You're ready for it."

Saturday afternoon in Mobile, Ala., they added another element to their brand of fantasy football, skipping the role-playing and instead employing role reversal as Taylor handed Callahan the play-calling

duties for the Senior Bowl at Ladd-Peebles Stadium.

Taylor explained the thought process behind the decision Thursday afternoon during a break between meetings and practice.

"I thought it would be good for Brian," he said. "And at the same, I've been interviewing (assistant coaches) a lot, so Brian really formulated the game plan with the rest of the offensive staff. He's got total ownership. I decided to just let him take it and run with it."

The other part of the equation is that allowing Callahan to create the game plan and call plays freed Taylor to be more involved in the process of evaluating players, which was the No. 1 priority for the coaching staff this week.

"I've got to really pay attention to these defensive prospects as well as the offensive guys," Taylor said. "So for me to have all my time and attention over there on the offense, calling plays and deciding what schemes we're going to run isn't the best way to spend my time. I need to be more involved with these defensive guys because there's a good chance there's going to be a heavy emphasis on them for us in the draft."

Callahan's play calling got off to a great start as the South offense won the coin toss, elected to receive and went 65 yards in seven plays to take a 7-0 lead after a 16-yard touchdown pass from Oregon quarterback Justin Herbert to Florida running back Lamical Perine.

But the South wouldn't reach the end zone again until there was 6:08 remaining as the North, coached by the Lions, cruised to a 34-17 victory.

"Procedurally, it was good," Callahan said. "It was fun to call plays. The pass protection was a little shaky from time to time, so we had to make some adjustments and make sure we helped the edges, but it was a lot of fun."

Saturday was just the second time Callahan has called plays since he became an NFL coach in 2010. The other was in the fourth preseason game in 2018, when Raiders coach Jon Gruden gave Callahan the opportunity for many of the reasons Taylor did in the Senior Bowl.

The outcome of the game had little meaning and Gruden had other, more pressing things to do.

"It's kind of a common practice in that fourth preseason game because the play caller is usually the coordinator and in most cases, the coordinator is getting ready for the opening-day opponent," Callahan said. "In Oakland, we kind of split the team. The starting guys that weren't going to play in the fourth preseason game were getting a couple extra days to work on Week 1, so me and three other guys coached the rest of the team through that game, put the game plan in, installed it, taught it."

"For Jon to allow me as a younger staff member and the quarterback coach to call a game meant a lot. Those guys are competing for jobs and they're trying to make teams. That wasn't lost on me. It was important. It's not important in the grand scheme of it's not going to go on my record and it's not going to be anything that anybody looks at or even remembers that I called that game. But it was important for me to do a good job for those guys and put them in position to have success. I didn't take it lightly. And I don't think you get better at calling plays unless you call plays."

In that first experience, Callahan called a win as the Raiders beat the Seahawks 30-19. But that wasn't the only difference between that experience and the Senior Bowl.

Taylor informed Callahan he would call the plays even before the staff left for Mobile. Because of the nature of the event, an exhibition all-star game, Callahan didn't have to go heavy into the scheme. But the dynamics of the Senior Bowl also created some extra work as Callahan



had to change all of the terminologies.

“He had to do that because these guys are going to scatter and go play for a lot of different teams,” Taylor said. “So there were a lot of things that we tweaked so that players didn’t have our information and walk away from the game with if they took good notes. As we were getting on the plane to come down here, I’m looking at the call sheet and some of the words I didn’t even know because he had changed everything.”

The biggest hurdle Callahan faced in the Senior Bowl was a trainwreck of an offensive line. The North registered eight sacks against the trio of South quarterbacks — Herbert, Oklahoma’s Jalen Hurts and Colorado’s Steven Montez — and added several more pressures, two of which led to interceptions.

The South lost two offensive linemen to injuries during the game and four others never suited up. Oregon’s Calvin Throckmorton was a late addition, arriving in Mobile late Tuesday night after the first practice.

Throckmorton also was a late addition during a humorous scenario late in Saturday’s game. The South had recovered a North fumble two plays after a missed field goal, and when the South’s offense took the field, it had only four offensive linemen.

That’s because Throckmorton was doing an interview on the sideline with former Bengals offensive lineman Dave Lapham for bengals.com, and neither realized there had been a turnover and Throckmorton needed to be on the field.

“I thought I heard someone yelling, but we had our backs to the field and had no idea,” Lapham said. “Brian came over to me after that and said, ‘We’re down to five linemen. Do you think you can play?’”

“We were a snap away from a tight end having to play tackle,” Taylor said.

While talking Friday night about his opportunity to call plays, Callahan mentioned how it would be a watered-down version of the offense because he wouldn’t need to make any scheme adjustments. But he found himself doing exactly that because of all the injuries and the linemen’s inability to block the North’s edge rushers.

“We ran it a lot more than we’d like to in an all-star game, but we’re trying to help those guys so we could at least have a chance to get something,” he said. “We couldn’t push the ball down the field much. We had a hard time holding on to it and we had to help the edges some, too, so we had to adjust in that manner.”

Another unusual element to Callahan’s day as a play caller was just a few snaps after the Throckmorton situation.

With the South trailing 31-10 and only a few minutes remaining, Tennessee wide receiver Jauan Jennings made a request for a specific route. Callahan told him he would call it, but then he had to pull Jennings out of the huddle to get different personnel in.

Callahan sent Jennings — and his requested call — back in one play later, and the wide receiver caught an 18-yard touchdown pass from Hurts.

“We had some challenges today, but I enjoyed the process,” Callahan said. “It was good experience.”

###

## **GM RAN CARTHON MOTIVATED TO TURN TITANS AROUND, AND PROVE OWNERSHIP RIGHT**

**BY JIM WYATT  
TENNESSEETITANS.COM  
FEBRUARY 29, 2024**

INDIANAPOLIS – Ran Carthon just received a promotion, with a bigger title and, contractually, more control.

As Executive Vice President/General Manager of the Titans, Carthon has a new head coach in Brian Callahan that he's fired up about, and as he looks ahead, he has some big ways – a premium draft pick and plenty of cap room – to improve the football team he's in charge of rebuilding.

He's both flattered, and motivated.

"You can't ask for a bigger honor to be bestowed upon you than for an owner to put their trust in you," Carthon said from the NFL Combine. "I want to prove Miss Amy right. I know how much this means to Miss Amy, what this organization means to her and the family. So yeah, I want to prove her right.

"My No.1 thing is to always give this city and this state something to be proud of, and that's how I approach every day. Even though contractually I have roster control and these things, Cally and I are still going to make every decision together. Even in the moments that we disagree, we are going to find a way to come to the best resolution because it is not just solely about me, it is not solely about him. It is about making the best decision for the organization, and that's what we're going to do."

Carthon, Callahan and the Titans have plenty of work to do, of course.

On the heels of the team's 6-11 season, Titans controlling owner Amy Adams Strunk decided to part ways with coach Mike Vrabel.

There's been plenty of speculation that the decision was about more than just the results, but the results were reason enough. After all, the franchise hasn't won a playoff game since the 2019 season, and teams in 2020 and 2021 went one-and-done in the playoffs, quickly quashing bigger expectations. The Titans lost seven straight games to close out the 2022 season, blowing a big lead in the AFC South in the final month of that season, to finish 7-10. The franchise has lost 18 of its past 24 games over the past two seasons while being riddled by injuries, and plagued by insufficient offenses. The magic Vrabel used to win close games earlier in his regime vanished somewhat in 2023, when the team lost seven one-score games.

Now, Carthon has a big role in helping to get things back on track. Last month, Carthon's duties expanded to include all areas that impact the football team, including roster control, team activities and personnel decisions including draft and free agency acquisitions, oversight of Callahan and his coaching staff, and scouting.

Callahan, hired from a big group of candidates, said working with Carthon in his first month on the job has been "incredible."

"As you guys know, Ran's a relationship builder," Callahan said of Carthon. "It's kind of his superpower, I like to say. But us being on the same page, if you're on the same page with the front office and the coaching staff, you can really do a great job finding the right people and right players to fit your team when everyone's looking for the same thing. And so that part's been really fun. I enjoy being around Ran every day. And Chad Brinker too. Between me, Ran, Chad and Anthony Robinson, we probably are in and out of each other's office probably 10, 12 times a day. I mean, we're always talking, going back and forth. But it's been a really, really fun partnership to build and relationship to start to grow with. It's been a blast."

Carthon is excited about it, too, of course.

But, as Carthon shared the Indianapolis Convention Center hallways with Callahan, and not Vrabel, here at the combine, he was also completely prepared to answer questions about his previous partnership with the franchise's former head coach.

While spreading optimism about what's ahead with Callahan, Carthon, when asked, also cleared up a few things about his relationship with Vrabel then, and now.

And, he said he feels some responsibility for things working out like they did, with Vrabel out of a job.

There are plenty of theories about how things unfolded inside the walls of Ascension Saint Thomas Sports Park as it relates to decision-making in the last year, of course.

NFL Network analyst Charles Davis provided this one in an interview with TennesseeTitans.com:

"When you're the GM, and you have a coach like Mike Vrabel, you are trying to work in tandem, in concert, with somebody like that, but Mike Vrabel has a presence, he's a force of nature, and he's not even trying to be – it's just who he is," Davis said. "And that force of nature (now) not being there gives Ran Carthon a chance, maybe his voice will be quote/unquote heard, not that it wasn't, but people will get to look at him with new eyes.

"It's just how it works – Mike was the established guy, and Ran was the new guy. Ran wants to be collaborative, and now he'll have a chance to do that with Brian."

Carthon said he and Vrabel did work together through issues, after he arrived in Tennessee, from San Francisco, following Vrabel's fifth season with the team.

While they didn't see eye to eye on everything, they worked things out.

A part of Carthon regrets not publicly clearing some misconceptions up about their relationship earlier, and he said that's a lesson learned.

"Mike deferred to me sometimes (on decisions), and I deferred to him," Carthon said. "There were guys that I didn't have exposures to that had been with the team, that I said: 'Hey Mike, you spent more time with this guy, and you know him a little bit better than I do, so I'm going to defer to you.' I did defer to him sometimes, but that's part of being in a partnership. But he deferred to me as well. It's a two-way street.

"People made so much about he and I's relationship that was completely false. At least from my vantage point, we never had an argument, we never really had much disagreements on players."

In fact, Carthon said he's remained in touch with Vrabel even after his departure. The two have wished each other well in their own endeavors since.

Carthon said his 16-year-old daughter sees a photo of herself – with Vrabel – every time she picks up her phone.

"Mike and I have texted since, and he congratulated me when we hired Cally," Carthon said. "If you look at my daughter's screensaver on her phone, it's her and coach Vrabel, because they had a really close relationship. If there was any true beef between us, it wouldn't happen that way. Even when we let (Mike) go, my daughter reached out to him, and he texted her back. And they have a good relationship. ... There's no real animosity (with us) or anything like that."

"I have so much respect for Mike and what he has done, and what he has meant to this game. Of course, you wanted it to work out, and I feel responsible for why it didn't, and you have to. But with where we are with Cally, it's onward and upward."

Yes, onward and upward.

On the final day of February, the Titans are less than two weeks away from the start of free agency, with money to spend. The Titans rank among the top teams in the NFL in cap room.

The Titans have the seventh overall pick in the first round of the draft, with eight picks total.

While questions surround the future of running back Derrick Henry, there are reasons to be optimistic about the team's young quarterback, Will Levis, who just completed his rookie season.

In many ways, it's a fresh, new start for Carthon.

He has high hopes, and yes, plenty of motivation.

"Our long-term goal," Carthon said, "is to build this football team into a consistent winner."

###

## HOW TITANS GM RAN CARTHON GOT HIS DREAM JOB

*BY TURRON DAVENPORT  
ESPN  
SEPTEMBER 4, 2023*

NASHVILLE, Tenn. -- As Ran Carthon was being introduced as Tennessee Titans general manager in January, his mind flashed back to 2003.

The thought brought a smile to his face. Carthon was a senior at Florida when his then-girlfriend, Heaven, asked him what he wanted to do for a living.

"I told her, 'One day I want to be a GM of an NFL football team,'" Carthon said. "She later told me that she almost stopped dating me because she never met somebody that lived in la-la land."

Carthon thanked myriad people during his speech before he smiled at Heaven, who's now his wife, and said "Honey, today that dream comes true."

Carthon became the fifth GM of the Titans since the franchise moved to Nashville in 1997, achieving a goal dating back to childhood. It was an arduous process. He employed unconventional methods to get his foot in the door after spending 2004 to 2006 as a running back with the Indianapolis Colts before finishing the second half of his third and final season with the Detroit Lions.

"He can connect with anyone," Houston Texans coach DeMeco Ryans said of Carthon, whom he worked with in San Francisco. "Everybody is Ran's best friend. He's ... very relatable, very personable."

CARTHON'S PASSION FOR scouting started in 1995, when he

was 14 years old and studying draft previews. When draft day came, he and his younger brother would record the all-day event on their VCR. Carthon watched each selection, rewinding and scribbling the picks on his "little legal pad."

That passion only grew in Indianapolis.

Future Hall of Famers like quarterback Peyton Manning and running back Edgerrin James were pivotal for his development on and off the field. He had to be ready for Manning's famous "Omaha" calls at the line of scrimmage, constant audibling and knowing everyone's job on any given play.

"You can't just know your spot when playing with a guy like that," Carthon said. "You have to know what everybody is doing."

"It opens up your eyes from the vantage point of being a talent evaluator, being able to understand who is making the mistake, who is right, who is wrong."

Even as a player, he scoured advanced scouting reports. James was impressed with the way Carthon read every report and evaluated film, calling his former teammate "a student of the game."

"Ran, he was going a little bit deeper," James said. "He's studying the sheets and really knew everything when he didn't have to."

Carthon was first exposed to the NFL personnel world when he was in college. The New York Jets staff visited Florida for pro days, and his father, Maurice -- a former NFL fullback -- was a member of the Jets' coaching staff. They ended up putting Ran to work as he timed the 40-yard dash and tabulated results. He also would meet with the coaches and watch film.

"That was my introduction to the business side of it and not just be a fan of the draft," Carthon said.

As Carthon's playing career was ending, he knew he had to create

connections that would help him take steps toward becoming a GM -- including taking workouts to network to set -- but little did he know, it would be the key to his future.

THE WORKOUT CARTHON took with the Atlanta Falcons might have been the most valuable. He was able to establish a relationship with then-general manager Thomas Dimitroff, and that led to a scouting job in 2008.

He spent four seasons attending games, practice sessions and studying prospects' tapes.

Carthon's next job was director of player personnel with the Rams from 2012 to 2016. He was still a scout, but he was also in charge of pulling together reports from other scouts and coaches to present to the general manager and head coach.

The most pivotal move came in 2017 after he joined the San Francisco 49ers as director of pro personnel. Carthon was required to have extensive knowledge of all 32 NFL rosters.

"I came from a good situation in San Francisco," Carthon said. "It was a really great building with a lot of strong relationships there."

Carthon went on to become the director of player personnel in 2021, a move that put him on track to become a GM.

"Ran's had a tremendous amount of experience in a variety of roles," 49ers general manager John Lynch said. "He did a tremendous job in our pro department. Then we wanted him involved in more than just the pro department because he was worthy of that. So Ran got involved in our college process."

The 49ers selected former Louisiana running back Elijah Mitchell in the sixth round of the 2021 draft, in part, because Carthon pushed for it. The football research and development manager, Demetrius Washington, came to Carthon saying his numbers were telling him Mitchell was the



best outside zone running back in the draft, but he wanted Carthon to watch the game film.

Carthon agreed with Washington, and they took their findings to 49ers coach Kyle Shanahan. DeMeco Ryans, who was the defensive coordinator at the time, agreed as well, and the 49ers selected Mitchell instead of a linebacker they originally focused on selecting.

Injuries to running backs Raheem Mostert and Jeff Wilson Jr. thrust Mitchell into duty in 2021, where he rushed for 963 yards and five touchdowns as a rookie in 11 games and helped push the 49ers to the NFC Championship Game.

San Francisco's success in the draft and free agency led to a Super Bowl appearance in 2019 and back-to-back NFC Championship Game appearances in 2021 and 2022. The 49ers' winning ways landed Carthon in the conversation for multiple general manager roles.

CARTHON INTERVIEWED FOR the general manager position with the Chicago Bears, New York Giants and Pittsburgh Steelers in 2022.

The opportunity to become the Titans' general manager may not have been possible if Carthon didn't attend The NFL Front Office Accelerator program in December. The program is designed to enhance opportunities for diverse front office prospects to strengthen relationships with club ownership and executives.

"The goal of our accelerator program is to foster relationships between owners and potential candidates for front office positions," said Steelers president Art Rooney II, chairman of the NFL Diversity, Equity and Inclusion Committee. "Both the clubs and the accelerator participants understand the importance of the exposure, professional development and networking opportunities."

The accelerator program put candidates like Carthon in a meet-

and-greet setting with NFL team leadership groups.

"I am extremely appreciative to commissioner [Roger] Goodell, [NFL chief diversity and inclusion officer] Jonathan Beane and all those beautiful people at the league office there that spearheaded the program," Carthon said.

"It works. I'm here in part because of it, so it works."

During the program, Carthon was encouraged to meet with the Titans leadership panel that included controlling owner Amy Adams-Strunk, president/CEO Burk Nihill and chief external and league affairs officer Adolpho Birch III.

"What impressed me the most was his growth mindset and clear vision," Adams-Strunk said of Carthon.

Adams-Strunk was also struck by Carthon's "ability to connect" with the Titans' leadership group.

Developing relationships has always been one of Carthon's strengths, going all the way back to his time in Gainesville, Florida, where he was nicknamed, "The Mayor."

"He gets to know people in a really authentic way," Lynch said. "I can't tell you how many times I was like, 'Ran, I need you to go find this out.' He'd always deliver because people connect with Ran."

When Carthon landed his first scouting job, there were three Black general managers (Ozzie Newsome, Baltimore Ravens; Rick Smith, Texans; Jerry Reese, Giants) in NFL history.

Now he's one of eight in the NFL.

"There have been plenty of men that have come before me that have laid this foundation," Carthon said. "It is paramount in my mind to do the work and be successful in order to leave the door open for other young Black men that are coming behind me."

CARTHON WAS TESTED immediately in his new role. The Titans entered the offseason with multiple holes to fill -- including retooling the offensive line, adding playmakers to an anemic offense and replacing free agents that went on to other teams -- with limited cap space.

Under Carthon's leadership, the Titans added low-cost starters for a franchise with approximately \$14.4 million left of a possible \$224.8 million salary cap for 2023.

"He's a guy that's motivated for the right reasons to do what he does best, evaluate football players," Miami Dolphins coach Mike McDaniel said of Carthon, who he knows from his days as 49ers offensive coordinator. "He has a great scope of what it takes for a team to win and all the different variables that are encompassed in that."

Carthon opened the line of communication with defensive tackle Jeffery Simmons' agent, Paul DeRousselle, about a contract extension soon after he got the job. Simmons had already made it clear after the 2022 season finale that he wanted a new deal to stay with the Titans and didn't want to play on the franchise tag.

"When I first met Ran, he told me I would be here in Tennessee," Simmons said. "I would say Ran kept his word."

The two parties kept the communication going through free agency and brokered a deal that made Simmons the highest-paid player at his position at the time with a four-year, \$96 million extension through the 2027 season.

"[Negotiations were] collaborative and never combative," DeRousselle said. "We never got away from the

purpose. We didn't negotiate through the media. We just did good, clean business."

Then the focus turned to the draft in April where the Titans held the No. 11 pick. Carthon said he woke up at 3 a.m. and struggled to go back to sleep one of the nights leading up to the draft because he wondered who would be there when the Titans were on the clock.

That No. 11 pick ended up being Northwestern offensive lineman Peter Skoronski, a player they thought would be gone.

Carthon was excited when they were put on the clock. He likened the moment to when a player scores their first touchdown and does a dance to celebrate before the coach tells him to act like he's been there before.

"I told Ran, you never forget your first [pick]," Titans coach Mike Vrabel said.

The Titans still needed to address the wide receiver position after finishing 30th in receiving yards last season. Carthon decided to play the long game, trusting his belief an option would open as teams continued to churn their rosters.

Then the Arizona Cardinals released two-time All-Pro receiver DeAndre Hopkins in late May. Tennessee moved in quickly by hosting Hopkins on his first free agent visit in June. As Hopkins waited to make his decision, Carthon had to free up cash.

Five-time captain Kevin Byard was asked to take a pay cut earlier in the offseason but he refused. Carthon and the Titans went back to Byard in July about restructuring his deal.

This time it was a success.

The Titans were able to sign Hopkins to a two-year deal worth \$26 million a little over a month after they first brought him to Nashville.

Carthon breathed a sigh of relief before speaking to the media on Day 1 of training camp. He called the process of signing Hopkins "a long date."

The ever evolving roster construction process came to an end as the Titans released their initial 53-man roster. There's still more work to be done but after seven months into the job, Carthon is comfortable with the group he has in place.

"I'm in a lucky spot to come into a place that's pretty much established and has a culture." Carthon said. "Myself, [assistant general managers] Chad [Brinker] and [Anthony Robinson], we get to come in and add our flavor, bring it all together. It's a collaborative effort."

###

**RAN CARTHON SHARES  
WHAT HE'S THINKING  
ABOUT FUTURE  
FOOTBALL PLANS AND  
THE MUSIC CITY**

**BY JULIE BROWN PATTON  
CITY LIFESTYLE  
MAY 30, 2023**

Ran Carthon became the Tennessee Titan franchise's 14th general manager in January.

Previously, he served for two seasons as director of player personnel with the 49ers after handling five seasons as the director of pro personnel in San Francisco.

Ran, 42, was one of seven candidates to interview for the position with the Titans. "I want us to build the best team possible – a competitive, sound football team that Nashville and other surrounding areas are proud of," he says.

"We're excited to add Ran to our organization," Titans Controlling Owner Amy Adams Strunk states. "He brings a variety of valuable experiences to our team. I was impressed with his natural leadership qualities and ability to connect with people. With talent evaluation being critical to this role, the roster they've built in San Francisco stands out. He played an important role there constructing one of our league's best teams."

Ran's father, Maurice, also played in the NFL with the New York Giants and Indianapolis Colts.

Ran himself played running back for University of Florida and signed as an undrafted free agent with the Indianapolis Colts in 2004. He played for three NFL seasons with the Colts and Detroit Lions.

This new Titans' leader says he doesn't miss playing as much as he misses locker room camaraderie. "In my new role, I have to leave the locker room more to the guys and let it be their personal space."

So far, he says one of the toughest parts of his new job is being away from his family. "In terms of the job, I've been doing this for a while, but I knew things would come up that I had no experience with. In those cases, you lean on your mentors and people who've been there."

Football executives and former players Martin Mayhew and John Lynch Jr. are a couple of the advisers with whom Ran says he's fortunately collaborated.

Regarding Ran's main considerations heading into the NFL draft as a first-year general manager, he says, "The cool thing about this experience was having a partner in Mike Vrabel. He's done it all before. Of course, there was pressure because this was my first time facilitating an NFL Draft as a general manager, but I had a lot of experience around me to lean on and bounce ideas off of."

We also had to just trust our board, and not allow outside circumstances dictate our plan. I think we did that well."

Ran says he's looking forward to exploring Nashville. "I've found a few places I already frequent, so I'm excited to keep growing that list."

Regarding hobbies, Ran quips, "If you ask my wife, she'll tell you I have no hobbies. I have no life outside of my family and football. I do like music, though. I'm not musically inclined myself, but I appreciate it."

He says he relishes being around creators, so when he goes to Miami in the summers, he joins studio artists to just watch them create their music. "I'm looking for a studio in Nashville to engage with and spend time drawing inspiration from artists and musicians," he announces.

Ran's charitable interests lie in taking action on things that touch his heart. "I always want to lend a

hand and show up for things that make an impact," he adds.

A good example of Ran's idea of support is the "Fatherhood Ticket Program" he created in Atlanta, which gives two tickets and two sideline passes to a deserving father.

"Usually kids write-in and tell us why their dad deserves it. We hear those stories about single parent households where dad wasn't really involved, but you rarely hear the stories about where dad was involved and played a big role. It's a great way to celebrate the men who are stepping up to fill such an important role in a kid's life. I definitely want to bring the Fatherhood Ticket Program to Nashville. I think the community will love it," he says.

Regarding how his family's brood is getting acclimated, he says, "Our daughter is going off to college this year. I also have an assistant general manager in my house. My oldest son, at 6 years old, critiques every signing we do and every draft pick. My kids are amazing. I love spending time with them. Our house is always busy, and no one is short on opinions."

He shares that he met his wife, Heaven, during college in a Haitian-Creole class.

Ran's Father's Day tradition? "It's the best. I like to just chill out for the day. The kids will bring me breakfast and then I just have a relaxing day for myself."

###

**FROM THE SENIOR BOWL: TITANS GM RAN CARTHON LIVING HIS CHILDHOOD DREAM WHILE KEEPING HIS FOCUS ON THE "MAIN THING"**

**BY JIM WYATT  
TENNESSEETITANS.COM  
JANUARY 31, 2023**

MOBILE, Ala. – Way back in middle school, Ran Carthon did his homework leading up to NFL drafts.

The son of an NFL player, Carthon used to go to the local convenience stores and buy all the magazines – Athlon Sports, Street & Smith, etc. He researched the prospects, and the teams.

And then on draft nights, he'd get out a legal pad and try to predict the NFL landing spots for players.

"I didn't know what I was doing at the time," a smiling Carthon said from the Senior Bowl on Tuesday. "I didn't realize there was a career based on this when I was doing it. Back then, it was just something I liked doing. I think I recorded every draft from '95 or '96 up until the year I came out in '04."

Later, after his own college and NFL playing career, Carthon began taking things even more seriously. When he went back to the University of Florida to get his degree, he got his big break.

He credits former Gators coach Urban Meyer for giving him a chance to help out with the staff, and after one Florida Pro Day, he met with some NFL scouts, and he began to make connections.

All of that helped lead Carthon to where he is today – general manager of the Tennessee Titans.

On Tuesday, Carthon was on hand for his first Senior Bowl as a GM.

The Titans hire Carthon, who spent the previous six seasons with the 49ers and prior to that worked with

the Rams and Falcons, two weeks ago.

His world has been a whirlwind since.

Here at the Mobile Convention Center and at Hancock Whitney Stadium on the campus at the University of South Alabama, it's included a lot of handshakes and hugs from those wishing him congratulations.

"I think it goes back to the moment the news broke," Carthon said. "From the moment the news broke to the time I boarded my flight back to San Jose – a matter of maybe an hour-and-a-half – when I got on the plane, I had 600 text messages. It's just a testament to the relationships I've build around the league. Everyone knows my nature is to be low-key, off the grid. One of my buddies from another team told me: Those days are over. But I know it's coming from a good place. People are generally happy for me and happy for me to get this opportunity and it's been coming from guys I look up to in the industry to guys I have mentored.

"It has been great, but you'll hear me say constantly: I just want to keep the main thing the main thing. So being out here on the football field, being around talent, being around the staff, that is getting back to the main thing for me."

Carthon, who spent the previous two seasons as Director of Player Personnel for the 49ers, had traveled to Mobile in the past to scout players.

On Tuesday, Carthon said he feels like he's made great progress in getting more familiar and comfortable, and on the same page, with those he's now working with, from head coach Mike Vrabel and members of the team's scouting staff, who also made the trip here from Nashville.

He's also learning the prospects better as well.

So, what's Carthon looking for in future Titans?

"From a physical attributes standpoint, you want guys that are tough and physical," Carthon said. "But more than anything you want guys that love football. You want guys who are passionate about it, that football is life, and that is what they live for – they live to play this game.

"I'll give you an example: Fred Warner, who is one of the elite players in our league, he is never not in the building. And even after he got paid, he is never not in the (49ers) building. We have guys like that who are currently on our team. We just want to add more guys like that."

Carthon, who has spent time with prospects in interviews, is quick to point out he's just part of the team, despite his big title.

He's made that clear at Saint Thomas Sports Park from the day controlling owner Amy Adams Strunk hired him to replace Jon Robinson.

"One of the young guys in the office said to me: I'm excited to work for you," Carthon said. "And I stopped him and said, 'No, work with.' We are in this together. I am in this position, yes, and I embrace it. But this is a collective thing. I don't have all the answers and I am not going to always be right just because of the title I have. It is going to be collaborative – I want to hear what the scouts have to say. They have the most exposure to (the players), so I want these guys to feel very much a part of it. We're going to be a partnership."

After this week's Senior Bowl, the Titans will continue the work leading up to April's NFL Draft. The NFL Combine in Indianapolis is a month away, and Pro Days are on the horizon.

The team has some tough decisions to make regarding current players, and new additions, in free agency.



Carthon wants to do his part to help take the Titans to the next level.

"It has been a good team here, a competitive team, a winning team," Carthon said. "I have been brought in to help elevate that and bring another component to it. So, I am here to partner with Mike and partner with Ms. Amy and work with these scouts and do our part in taking the Tennessee Titans to the next step."

###

## **TITANS' 1ST BLACK GM SAYS HE STANDS ON 'SHOULDERS OF GIANTS'**

**BY TERESA M. WALKER  
ASSOCIATED PRESS  
JANUARY 20, 2023**

NASHVILLE, Tenn. (AP) — Ran Carthon looked up, pausing before answering a question his aunt warned would come.

He is the first Black general manager in the history of the Tennessee Titans, a franchise founded in 1960 as the then-Houston Oilers in the original American Football League.

“I understand I’m standing on the shoulders of giants, and there have been plenty of men that have come before me that have laid this foundation that allowed me to be in this spot,” Carthon said Friday at his introductory news conference.

Carthon, who turns 42 in February, has been too busy putting himself in this position and hadn’t had time to contemplate the history of the moment. Not after a whirlwind week of interviews, a wild-card playoff victory with the San Francisco 49ers and accepting his new job.

Becoming an NFL GM had been Carthon's only goal after he went from undrafted rookie running back out of Florida to a brief playing career before front-office jobs in Atlanta and with the Rams and the 49ers.

“It’s paramount in my mind to do the work and be successful to leave the door open for other Black men that are coming behind me because there are a lot of talented young Black men who can do the job,” Carthon said. “They just need the opportunity.”

The Titans made Carthon the sixth person of color among the past eight GMs hired, and he now is the NFL's eighth Black general manager and ninth person of color overall.

The NFL has held two accelerator programs since late May to promote more minority candidates for front-office jobs. Carthon said he met Titans controlling owner Amy Adams Strunk and Burke Nihill, the team's president and CEO, during the owners' winter meetings in December.

For Strunk, the hiring moved quickly starting Jan. 12. The Titans interviewed two internal candidates, and Arizona hired their director of player personnel, Monti Ossenfort, on Monday.

Carthon interviewed with the Titans on Jan. 13 in Nashville, flew back for the 49ers' wild-card win over Seattle, then returned to Nashville for a second interview Tuesday. He learned he was being offered the job while at the airport.

He replaces Jon Robinson, fired Dec. 6 in his seventh season in the midst of what wound up a seven-game skid as Tennessee finished 7-10. The Titans missed a third straight AFC South title with a loss in the regular season finale in Jacksonville.

Strunk said Carthon stood out as the clear choice with his background as a former player who grew up around the game. Carthon's father, Maurice, not only played in the NFL but also coached with seven different teams.

The Titans also liked Carthon's record of success evaluating talent as a pro scout for the Atlanta Falcons starting in 2008, as director of pro personnel for the Rams between 2012 and 2016 and his last six seasons with the 49ers, the last two as director of player personnel.

“We called as many potential references as we could find to learn more about Ran as a person, talent evaluator and leader,” Strunk said. “Whether current and former colleagues, the scouting community, the former teammates, the feedback was unanimous. Ran is exceptional.”

Carthon, who also interviewed last year for general manager jobs with Chicago and the New York Giants, said his vision for the franchise includes lifting trophies and holding parades in Nashville. Strunk said she has those same high expectations despite how this last season ended.

“We have some big questions to answer offseason, but I’m excited for what the future brings,” she said.

The Titans are projected to be \$23.3 million over the 2023 salary cap by Spotrac.com. Both quarterback Ryan Tannehill and two-time NFL rushing champ Derrick Henry, who finished second in the league in rushing in 2022, are going into the final seasons of their current contracts.

Two-time Pro Bowl defensive lineman Jeffery Simmons has made clear he wants an extension. The Titans also hold the No. 11 overall pick in the April draft.

Carthon and coach Mike Vrabel, 48-34 in his five seasons in Tennessee, both emphasized their plans to collaborate on roster building down to position coaches working with scouts to identify talent.

“We got a lot of work to do,” Vrabel said. “We’re excited to get to work on that.”

###

**AFTER A GRAND  
ENTRANCE, NEW TITANS  
GM RAN CARTHON  
READY TO GET TO WORK**

**BY JIM WYATT  
TENNESSEETITANS.COM  
JANUARY 19, 2023**

NASHVILLE — Ran Carthon made a memorable entrance on his first day on the job.

After being named general manager of the Titans earlier in the week, Carthon received a rousing, celebratory welcome to Saint Thomas Sports Park when he walked through the doors on Thursday afternoon.

"I've never had a party this big," Carthon said as he flashed a big smile.

Titans controlling owner Amy Adams Strunk then officially introduced Carthon, formerly director of player personnel with the San Francisco 49ers, to employees of the team.

Carthon, accompanied by his wife and children, seemed to be taken by surprise by the gathering, as members of the organization filled the lobby and lined the staircases of the recently renovated MetroCenter facility.

Carthon then addressed the crowd, and said he's ready to get to work.

"We are all here, rowing in the same direction," Carthon said, "and we all want to hoist the Lombardi (Trophy) one day. All of us play a part in that. So, I am here to do the work. I am willing to do the work. And I look forward to working with everybody."

Strunk, who led interviews with seven candidates since the end of the 2022 season, informed Carthon earlier this week he'd been chosen as the team's next GM.

"How do you feel about being the Titans general manager?," Strunk asked Carthon when delivering the

news. "Well, we'd love to have you."

Carthon flew to California after his second interview in Nashville, and he returned with his family on Thursday.

After making a grand entrance, Carthon made the rounds in the building, going from the locker room to the team's indoor practice facility to the C.O. Brocato Draft room to his new office.

"The welcome, walking in," Carthon said. "It just makes everything that I thought when I met (for the interview) real, and it confirms this is a great place, and we're going to do some great things together here. I am excited."

Carthon will be introduced to Nashville media at his introductory press conference at noon Friday at STSP.

###

**EYE ON THE TITLE  
LLOYD CUSHENBERRY III  
KNOWN BY HIS PARENTS  
AS A GENTLE GIANT  
WHOSE DREAM IS  
COMING TRUE**

**WAFB.COM**

**JANUARY 12, 2020**

CARVILLE, La. (WAFB) - One of the "big" reasons LSU has had such a prolific season offensively is the man in the middle of the line.

Center Lloyd Cushenberry III, a 6-foot-4, 315-pound junior from Carville, La. quarterbacked the unit that was named the best in college football this season.

So, your son's in the national championship game.

"It's a dream come true; it's just something we always imagined going through and it's coming true," said Lloyd Cushenberry II.

"He told me one day, 'Mom, that's going to be me one day,' and I said, 'Yeah and I'm going to be a proud mama,' and it's a dream that's come true. And I said, 'When you hit the field, remember, someone is looking at you, so do your best,'" added Debbie Cushenberry.

So, what kind of kid was he?

"Humble, quiet, very intelligent, didn't have to do no homework with him. He had his homework done," Debbie Cushenberry answered.

"One of the best, man. You couldn't ask for a better kid, man," Lloyd Cushenberry II noted.

Is he kind of a gentle giant?

"Yeah, yeah. That sums it up right there. He's a great kid, man. Staying humble all the way through and just, enjoying the ride, and having nothing but fun," Lloyd Cushenberry II pointed out.

"He loves the game and he takes it seriously. So, if he sees something not going right, he's going to correct

it. They all connect together. They're all humble guys, willing to work with each other, listen to each other. That's what makes a team," Debbie Cushenberry explained.

"Brotherhood thing - on and off the field," added Lloyd Cushenberry II.

"I see that he's a good coach with them. He has a lot of respect for them and they have a lot of respect for him. That's what makes a team - when your coaches are right connected with you," Debbie Cushenberry described.

The fact he snaps to a Heisman Trophy winner. He'll have that for the rest of his life.

"That was a blessing, man. For Joe [Burrow] to come ... that was just God-sent, man," said Lloyd Cushenberry II.

So, what did it mean to beat Alabama this year?

"Oh, it meant so good. I told my boy ... that's what, this summer I told him, 'I want you to win them all but go beat Alabama,'" Debbie Cushenberry replied.

How does it feel, Lloyd?

"Feel great," said Lloyd Cushenberry III. "On to the next one. On to the next one."

Kelly Orgeron joined by LSU, Clemson fans volunteering at food bank ahead of game

LSU players look relaxed, exude confidence during media day; practice in Saints indoor facility

"The day of the game, I had some co-workers who were Alabama fans and they come back saying, 'Alabama,' and I'd say, 'You've got to let me come back and say LSU,'" Debbie Cushenberry stated.

Those people you work with, you really think they're Alabama fans?

"No. I think they just do it to me," she answered.

"Yeah, it was our turn," Lloyd Cushenberry II added.

Lloyd Cushenberry III has started at center for LSU in 27 straight games.

###



## TITANS TRUSTING IN CUSHENBERRY'S BRAINS, BRAWN AT CENTER

BY JOHN GLENNON  
NASHVILLE POST  
JUNE 11, 2024

Titans coach Brian Callahan spends the majority of his time bettering the team's offense.

Defensive coordinator Dennard Wilson focuses his attention on the other side of the ball.

But both men share the belief that when it comes to pressuring a quarterback, the middle of the pocket is the most critical of all battlegrounds.

"You can manage edge rushers," Callahan said. "You can help on edge rushers. But if the middle of your pocket gets pushed, there's not a lot of places for the quarterback to go."

Added Wilson: "When you dominate the offensive line through the [interior], there's no step-up lanes for the quarterback. And if there's no step-up lanes, if we go back to the corners being connected at the top of the route with no step-up lane, where is there for the quarterback to throw?"

Those comments are a clear reflection of the philosophy behind the Titans' offseason signing of center Lloyd Cushenberry, who will be asked to fortify a trench position that was all too often overrun in 2023.

Titans quarterback Will Levis was pressured on 45 percent of his throws last season, per Pro Football Focus, the second-highest rate among quarterbacks who played at least nine games.

Most of the problems stemmed from Tennessee's turnstile situation at left tackle. But the center of the line failed to hold all too often as well.

Former Titans starter Aaron Brewer, who stood 6-1 and weighed 295

pounds, was mobile but not particularly meaty — and as a result was on many occasions overwhelmed in pass protection. He surrendered the second-most sacks among league centers (six), allowed the second-most quarterback hits (seven) and the third-most pressures (34), per PFF.

Enter the 6-4, 315-pound Cushenberry, who allowed just one sack, four hits and 14 pressures in about the same amount of snaps while in Denver last season. His pass-blocking grade of 76.4 ranked third among centers who played at least 10 games, well above Brewer at 52.5.

"I've always believed in the firmness of the interior of the pocket," Callahan said. "Strong players tend to keep it that way, so there's a place for the quarterback to move and to run and to step up, when needed. That's a huge benefit. These guys inside on the other side of defense keep getting bigger and better and stronger and faster every year. You want people that can match that, and Lloyd can do all those things."

What the Titans have found so far in the offseason is that they admire Cushenberry's brains as well as his brawn.

Titans offensive line coach Bill Callahan began to understand that almost as soon as Cushenberry signed his four-year, \$50 million deal with Tennessee, ending a multi-team pursuit of the four-year veteran.

"The thing that strikes me about Lloyd is he's a guy who could have gone anywhere," Bill Callahan said. "But he wanted to be with a team that could improve his game, and he wants to be great. It really struck me that the game goes deeper than the wallet for him. He has a tremendous passion, curiosity and intellect that goes beyond anything. So he's great for our room, super for the team in terms of running the show up front."

Likewise, Cushenberry said the presence of Bill Callahan, who's

coached NFL offensive lines for 22 years, was a big plus for the Titans.

"That was a big reason [I signed]," Cushenberry said. "He's very detailed ... He has a whole encyclopedia of terms and things he teaches. So, it's a lot to have learned."

"I love going back and watching old film and just picking his brain sometimes. He does a great job because he remembers things as well. I remember in meetings, he pretty much told us a whole series of what happened in a game in 2009 with the Jets. It was amazing to hear."

The Titans have wasted no time in challenging Cushenberry this offseason.

That's because one area the team wants improvement, in addition to pass protection, is efficiency on the offensive line. Tennessee was flagged for 30 false starts last season, the second-highest figure in the league behind the New York Jets (31). In comparison, Brian Callahan's Cincinnati offense last year was whistled 13 times for false starts.

Part of the problem in Tennessee was that there were cadence and communication issues between Levis and Brewer — and between Brewer and his fellow linemen.

What better time to work on that than the offseason?

"We've been hammering [Cushenberry] every single day, and the whole offensive line, about how we're not going to hold back when it comes to cadences, and we're going to empty the bag and start using them all right now," Levis said. "We can't be the team we were last year with all the shooting-ourselves-in-the-foot penalties."

"So they've been doing a really good job with that, and obviously [Cushenberry] is leading that group. He has a lot of great experience and has a really good hold on our protection system. He's been great for me, and he's been great for

everyone else in the offense. I feel really comfortable with him when I get under center or when I'm in the gun with him."

It's possible, of course, that the bond between the two was strengthened in late April before a Predators playoff game, when Cushenberry assumed the center position on a Bridgestone Arena stage and snapped a sizable catfish — Nashville's unofficial good-luck charm — to Levis, sending the crowd into a frenzy.

"I didn't know we were going to do it until about 10 minutes before that," Cushenberry said. "So leading up to it, my heart was racing. In my head, I was just like, 'Get the snap to him.' I didn't want to mess that up in front of thousands of people."

Cushenberry executed the shotgun snap smoothly, the same way he's handled his first offseason.

###

**LLOYD CUSHENBERRY  
EAGER TO LEARN FROM  
BILL CALLAHAN TO  
REBUILD TITANS  
OFFENSIVE LINE**

**BY TERRY MCCORMICK  
TITANINSIDER.COM  
MARCH 14, 2024**

As the Tennessee Titans begin the process of rebuilding their offensive line, they know the culture, as well as the personnel, has to change on a unit that gave up 64 sacks in 2023.

The first move along that road to a rebuild was signing center Lloyd Cushenberry to a four-year deal on the first day of free agency.

Cushenberry, 26, comes over from the Denver Broncos to put a big body in the middle of the Titans offensive line. At 6-4, 315, Cushenberry replaces the undersized Aaron Brewer and gives the Titans three more inches of height, and more importantly, 40 pounds of man to play the center position.

Cushenberry was matter of fact when asked what attracted him to the Titans in his foray into free agency, and he replied, "Bill Callahan."

"His resume speaks for itself. He's coached a lot of great guys and I've heard a lot of great things about him. I think it's a good opportunity for me to continue to grow my game and take the next step as a player," Cushenberry said.

Cushenberry said it is his understanding that Callahan bring a high level of detail and expectation and he is eager to be his pupil.

"It's a different level of offensive line play that he kind of unlocks. It's a lot that goes in to his game planning," Cushenberry said.

As for rebuilding the culture as part of revamping the offensive line, Cushenberry said it is of the utmost importance.

"It's a big part of offensive line play, just having a good culture and having a good room, a good group of guys that's willing to play for each other. That's what I look forward to trying to build," he said.

Cushenberry's NFL foundation was laid by a familiar name to Titans fans, as he was coached by Mike Munchak in Denver.

"Coach Munch was amazing and I see a lot of similarities to what Callahan is teaching. Coming in, he helped me lay a great foundation and since that point, every year I've gotten better and that's what I want to continue to do," Cushenberry said.

###

**LIFE LESSONS HELPED  
TITANS LONG SNAPPER  
MORGAN COX BECOME  
ONE OF THE FINALISTS  
FOR THE BART STARR  
AWARD**

**BY JIM WYATT  
TENNESSEETITANS.COM  
DECEMBER 12, 2024**

NASHVILLE – When Morgan Cox was just a youngster, his father gave him a gift he'll always remember: an autographed poster from Hall of Famer Bart Starr.

Starr was at an autograph signing in Memphis, and Cox's father was a fan of the Packers quarterback.

"(My dad) had a poster signed: To Morgan. Best wishes, Bart Starr," Cox said on Wednesday. "I had it hanging in my room for years."

It makes this moment even more special:

Cox, in his fourth season as long snapper for the Tennessee Titans, is one of 10 finalists for the 2025 Bart Starr Award, honoring those who exhibit outstanding character, integrity and leadership on and off the football field.

Starr was a two-time Super Bowl champion during his playing days with the Packers, and an NFL MVP, while playing from 1956-1971. He later served as head coach of the Packers. Starr passed away in 2019.

"Just knowing the type of person that Bart was, as a family man and in the community, it's an honor to be even in the same breath as him," Cox said on Wednesday. "I've looked up to him. My dad told me about him when I was really young. I'm just truly honored to be selected.

"Bart Starr was a phenomenal man, and I know this award is given out to someone who is intentional, and values family life, and community. So, it truly is an honor."

Cox, who played at the University of Tennessee, joined the Titans in

2021 after playing 11 seasons with the Baltimore Ravens. The Collierville, Tenn. native, who attended Evangelical Christian High School, has been named to five Pro Bowls, and he's one of the team's captains once again this season.

###

After every game, Cox identifies a player or two from the opposing team's special teams unit, and he offers words of encouragement and support, while praising them for their work and commitment.

Cox also regularly brings together the two teams in postgame for an on-field prayer.

A year ago, Cox was one of the finalists for the Art Rooney Sportsmanship Award.

At some point later this month, an overall winner for the Bart Starr award will be named. The group was recently trimmed from 32 to 10. Voting will take place in conjunction with the Pro Bowl voting in the coming weeks.

Cox, a father of four, credits his entire family for making him the man he is today, from the example they've set, to their service in the community. Both of his grandfathers served in the military, and his father currently serves on the school board in his hometown. His parents rarely miss home games.

"As a strong, Christian believer, it's something that I have been raised on, in a Christian household," Cox said. "My mom and dad used to tell me, when I was really young: 'Be a leader, not a follower.' I remember that from grade school, and what that meant to me was not to just follow the crowd, but to make your own decisions and treat people with respect.

"Being that Athletes in Action is the one that does the (Bart Starr) award, being a part of that organization and having gone through Fellowship of Christian Athletes in school. ... Service in the community is such an important part of our family backbone. It's always been important to my family, and to me."



**TITANS LONG SNAPPER  
MORGAN COX  
NOMINATED FOR ART  
ROONEY  
SPORTSMANSHIP AWARD**

**BY JIM WYATT  
TENNESSEETITANS.COM  
NOVEMBER 22, 2023**

NASHVILLE – Titans long snapper Morgan Cox has been nominated for the Art Rooney Sportsmanship Award.

The award is presented each year to an NFL player who best demonstrates the qualities of on-field sportsmanship, including fair play, respect for the game and opponents, and integrity in competition.

On Wednesday, the NFL announced the 32 player nominees for the ninth annual award. Each NFL team nominated one of its players for the award, which recognizes players around the league who exemplify outstanding sportsmanship on the field.

Created in 2014, the award honors the late founding owner of the Pittsburgh Steelers and Pro Football Hall of Famer Art Rooney Sr.

Cox, who played at the University of Tennessee, joined the Titans in 2021 after playing 11 seasons with the Baltimore Ravens. The Collierville, Tenn., native has been named to five Pro Bowls, and he's one of the team's captains this season.

After every game, Cox identifies a player or two from the opposing team's special teams unit, and he offers words of encouragement and support, while praising them for their work and commitment.

Cox also regularly brings together the two teams in postgame for an on-field prayer.

"I could not be more excited and prouder to hear that Morgan has been nominated for the Art Rooney award," Titans special teams

coordinator Craig Aukerman said. "Morgan has demonstrated excellence in competition and sportsmanship both on and off the field. His respect of the game and to his opponents is second to none. As a team captain, Morgan's leadership qualities and willingness to mentor younger players have helped them achieve a high level of integrity to succeed in the National Football League."

A panel of former players from the NFL Legends Community — Warrick Dunn, 2014 Art Rooney Sportsmanship Award recipient Larry Fitzgerald, Pro Football Hall of Famer Curtis Martin and Leonard Wheeler — will select eight finalists (four in the AFC and four in the NFC) from the 32 nominees.

The eight finalists will be listed on the Pro Bowl ballot under the NFL Sportsmanship Award category when players vote in December.

"Sportsmanship is the core of the game, the vanguard of public confidence, the keeper of game integrity," said Troy Vincent, NFL executive vice president of football operations. "These Rooney Sportsmanship Award nominees exemplify the spirit of fair play and the values of respect, integrity, commitment to team and resiliency at the highest level of competition."

The winner of the Art Rooney Sportsmanship Award is determined by a vote of current NFL players. From the eight finalists, each team's players will submit a consensus vote of their choice for the winner. As in Pro Bowl voting, a team cannot vote for its own player.

The winner will be announced as part of NFL Honors. He will receive a \$25,000 donation from the NFL Foundation to a charity of his choice.

###

**FROM THE PRO BOWL:  
LONG SNAPPER MORGAN  
COX REFLECTS ON LIFE'S  
BLESSINGS, AND HIS  
JOURNEY TO THE TITANS**

**BY JIM WYATT  
TENNESSEETITANS.COM  
FEBRUARY 2, 2023**

LAS VEGAS – Morgan Cox has experienced a lot during his 13-year playing career.

The Titans long snapper has played in a Super Bowl and been named to five Pro Bowls. He's played in over 200 career games, in stadiums all over the country. He's made lifelong friends, and countless memories.

As Cox took a helicopter ride on Thursday morning into the Grand Canyon, over Lake Mead and the Hoover Dam, and then over the Las Vegas strip, Cox reflected on his journey, and the blessings that have come with it.

"I've seen God's hands on a lot of things as I kind of reflect on my career," Cox said. "I am grateful for the opportunities I have been given, and the unique experiences I have gotten to have because of this game."

Cox is in Las Vegas for the 2023 Pro Bowl Games. It's his first trip as a Titan after being named a Pro Bowler on four earlier occasions during his playing days with the Ravens, where he won a Super Bowl ring during the 2012 season.

Cox, who just finished his second season in Tennessee, admits this one is special. A Collierville native who played at the University of Tennessee, Cox is representing his home state – and the team he grew up cheering for as a youngster.

While overlooking the Las Vegas Strip on Thursday, Cox told a story about the time he traveled to a Titans game his senior year in high school with his buddies.

They took his mom's Suburban, and they painted "Titans" on it. They

also painted letters on their chests, spelling out T-I-T-A-N-S.

"It was a memorable trip," Cox said with a smile.

Long before that, Cox remembers watching the Titans play in Super Bowl XXXIV, at his aunt and uncle's house in Memphis. The Titans-Rams game was projected on a bed sheet.

"I remember (Kevin) Dyson stretching out the ball," Cox said, "and being heartbroken."

Cox never dreamed he'd end up playing in the NFL himself.

It started with a childhood competition, and it's continued because of a lot of hard work.

As an 11-year-old, Cox went out for a football team called the 'Buccaneers' in the Collierville Youth Athletic Association. The coach was his dentist, Bill Burriss.

On the first day of practice, Burriss brought all the players up and said they needed to fill the position of 'long snapper'. Everyone got in line, and they all got a chance to snap.

"My first shot at it was really pretty bad," Cox recalled. "So, they moved onto the next person."

But Cox said his father, who happened to be at practice that day, encouraged him to try it again, so he went to the side and practiced. He started to get the hang of it, and he got back in line.

The following year he was back in the mix, as a seventh grader, for the long snapping position at Evangelical Christian School.

"Over time," Cox said, "I got better and better."

Cox played in high school at ECS, got recruited by the University of Tennessee, and after paying his dues for a few years at the school – and learning from FG snapper Adam Miles and punt snapper Ryan West – he got his chance.

Cox ended up playing in 38 games in three seasons at Tennessee, and was then signed by the Ravens as an undrafted free agent in 2010.

As they say, the rest is history.

Cox is humbled to be at the Pro Bowl again.

"It's an honor for me to be here, being a part of the Titans now," Cox said. "To be in my 13th year and to be able to experience the Pro Bowl again, it is truly an amazing honor and tough to put into words what it means to me."

Along the way, Cox said the backing from family and friends has made it even more special.

"The support from my home state has been amazing," he said. "No shortage of ticket requests, but that's been great as well. It's awesome to be able to play in front of people I've been around my whole life. I grew up in Memphis, went to school in Knoxville and everybody converging in Nashville is pretty cool."

Cox plans to enjoy the events surrounding the Pro Bowl Games this week.

He's scheduled to take part in a "Kick-Tac-Toe" event, and has other things planned as well.

"This isn't my kind of town to be honest," he said. "I'm a big saver, not much of a spender."

As he looks ahead, Cox plans to keep working to sharpen his craft.

Even after 13 years, he believes there's always room for improvement.

"I've put in a lot of time and work in kind of honing the craft," he said. "I can never say I have perfected it. I don't think there is such a thing. You're constantly want to chase perfection and find ways to improve your game, whether it be snapping, blocking, covering. I can always improve."

Cox is already looking forward to Year 14.

He's hoping it will be with the Titans.

"God has a plan, and I certainly hope to be back with the Titans next year," he said. "I am going to play as long as I possibly can. I love what I get to do, and I am grateful. I feel like I am still playing at a high level, and I am going to keep playing as long as I can."

###

**LEBANON'S COLTON  
DOWELL ALL SMILES AS  
HE BEGINS HIS NFL  
JOURNEY WITH THE  
TITANS**

**BY JIM WYATT  
TITANS ONLINE  
MAY 16, 2023**

NASHVILLE – Colton Dowell took his rookie mishap in stride.

While working on a footwork drill over the weekend, the Titans receiver stumbled and fell to the ground during the team's rookie minicamp.

It happened right in front of a big group of reporters on hand to cover the debut of the team's first-year players – and also, directly in front of Titans coach Mike Vrabel.

"My body was moving faster than my mind," Dowell said with a smile. "I had a lot of adrenalin going. ... I'd be lying if I said that was the first time I've ever done that, and I'm sure that's not going to be the last time.

"But it's a great thing I can look at it and know I'm not where I need to be at yet. And I can just keep getting better."

So, what did his new head coach say?

"Coach Vrabel, he just kind of looked at me and just moved on," Dowell said, smiling even bigger. "He knows it happens – I am a rookie. So, it is what it is."

Dowell, a seventh-round draft pick of the team, settled in and made some plays – including some nice catches – over the weekend.

The 6-foot-3, 212-pounder sure looked the part as he lined up across from defenders, and in a group of other receivers added by the team since the draft. Two others in his position group over the weekend were undrafted free agents, while two others were in town for a tryout.

The Titans saw something in Dowell that led the team to pick him in the draft, and on Monday he'll join the veterans on the field for the first time in the offseason program. Organized team activities start next week.

This start of this experience is special for Dowell, who grew up in Lebanon, Tennessee, attended Wilson Central High School, and played at Tennessee-Martin.

Growing up, Dowell attended training camp practices at Ascension Saint Thomas Sports Park, and he went to Titans games at Nissan Stadium.

Over the weekend he put in a Titans helmet for the first time.

"I'd like to say he'd be happy," Dowell responded when asked what a younger version of himself would be thinking right now. "And he'd realize this is a dream come true. This is just the start, and I want to continue to make that younger self happy as I keep going."

Dowell said the support from those back home has been great.

"It's been awesome," he said. "I've said it a couple of times, but when you are wanted and you are supported by people you don't even know, it is really great, and I cherish that. It is really a blessing to have that in my life right now because I know as quick as it came it can leave, so I am thankful for that and really enjoying it."

Dowell smiled when asked if he was able to commute from home.

He's actually staying at a nearby hotel with the team's other rookies, rooming with quarterback Will Levis.

Dowell is beginning his new life, as a pro.

"It's been awesome," Dowell said. "I've had a really good time being able to dive completely into football, and not have to worry about classes or anything else

coming up. I don't even have to worry about where I am going to eat at – we eat right in there (pointing inside), so it is really awesome to see the level of professionalism that can come with playing this game. I've had a great time."

###



**TITANS' COLTON  
DOWELL WILL BE A  
HIGHLY SCRUTINIZED  
SEVENTH-ROUND DRAFT  
PICK**

**BY JOHN GLENNON  
NASHVILLE POST  
MAY 6, 2023**

Seventh-round draft picks in the NFL do not normally draw a lot of attention.

Nor are they generally burdened by expectations.

There are at least two reasons to believe the scenario will be different, however, for wide receiver Colton Dowell, the Titans' seventh-round pick in April's NFL Draft.

First of all, Dowell is a local. He grew up a Titans fan in nearby Lebanon, attended Wilson Central High and played his college football at UT-Martin, about 150 miles west of Nashville.

Second, and more important in the grand scheme of things, the Titans really need help at wide receiver, even though the team waited until pick No. 228 in the draft before addressing the position by selecting Dowell.

So expect the spotlight to shine a little brighter on Dowell starting at rookie camp on May 13 than it might normally on an FCS player chosen 32 picks before the end of the draft.

"They just said that I could come in there and carve my role in their offense with hard work, and I am buying into that," Dowell said. "I am a hard-working guy. That's basically what they said. It is up to me how far I go."

Dowell's background alone makes him an intriguing local story.

He and his father, a former fire chief in Lebanon, attended multiple Titans training camps as fans over the years, never guessing Dowell

might one day be selected by the home team.

An under-the-radar recruit in high school, Dowell chose UT-Martin of the Ohio Valley Conference over offers from Chattanooga, Richmond, Mercer and Furman.

The 6-3, 215-pound Dowell, who has recorded an unofficial time of 4.4 seconds in the 40-yard dash, gradually turned himself into an NFL prospect at UT-Martin. In 2022, the 24-year-old caught 67 passes for 1,036 yards and six touchdowns — including an eye-opening seven-catch, 112-yard performance in a loss to the University of Tennessee.

Those kinds of numbers led to the Titans' storybook selection of the underdog, home-state kid.

"It shows to me, and I hope it shows to a lot of other kids around my area, that hard work and perseverance, you know, they outshine going to a small school," Dowell said. "UT-Martin, I love it, but going to a small school, it doesn't define you. Your hard work defines you."

Said Titans general manager Ran Carthon: "It was a cool phone call. He's right here locally, right down the road. And to hear a player say, 'This was the phone call I was hoping I was going to get.' Not just a phone call of being drafted, but wanting to play for your team."

But the tale will be an even better one if Dowell can fill a need for the team beyond just playing special teams.

The Titans parted ways with leading pass-catcher Robert Woods (53 catches, 527 yards), meaning the returning receivers — Treylon Burks, Nick Westbrook-Ikhine, Kyle Philips, Racey McMath and Mason Kinsey — accounted for a combined 69 catches for 962 yards and six touchdowns in 2022.

Since then, the Titans added veteran Chris Moore from the Houston Texans.

"I would say I'm a deep threat and I get out and stretch the field," Dowell said. "I make those contested catches. I'm a big-body guy, so I like to use my body to maneuver myself around the [defensive back] and just make those tough, contested catches."

The Titans, like most teams, haven't received a ton of production from seventh-round picks over the years.

Two of the big exceptions were cornerback Cortland Finnegan (2006 draft), a five-year starter, and center Eugene Amano (2004 draft), a four-year starter.

A more recent seventh-round contributor was cornerback Chris Jackson (2020 draft), as he played 25 games in his first two seasons (starting six) before a knee injury limited him to just one game last year.

Might Dowell turn into a "lucky seven" in a draft class Carthon described as "rolling the dice?"

The opportunity certainly exists.

More importantly, the need exists.

###

**UNPACKING THE 'UPSIDE'  
TENNESSEE TITANS HOPE  
TO FIND IN DRAFT PICK  
JAELYN DUNCAN**

**BY PAUL SKRBINA  
THE TENNESSEAN  
APRIL 30, 2023**

The weight of the wait didn't weigh Jaelyn Duncan down.

Duncan, the Tennessee Titans' sixth-round pick in the 2023 NFL Draft, has a history of waiting.

Duncan didn't start playing football until he was 14 years old.

For the next four of five years, the 6-foot-6, 306-pound tackle who played at the University of Maryland, had little idea about what he was doing.

"It probably took me until my redshirt freshman year, maybe even a year after that," Duncan said. "Throughout high school I was just out there moving people and just being a bigger body, not really using a lot of techniques. So when I got to college, that was one of the main focuses.

"It probably took me until my redshirt freshman year, maybe even a year after that."

Duncan was a three-time All-Big Ten honorable mention selection in five seasons with Maryland, where he allowed 58 quarterback hurries, 15 quarterback hits and 19 sacks in 2,551 snaps spanning 43 games, including 39 starts. He also was selected to play in the East-West Shrine Bowl.

He knows the learning will be accelerated come training camp.

"Just technique things, hand timing, punch timing, hand placement, just keeping great balance, stuff like that," Duncan said of areas where he needs to improve. "You don't want to lean and stuff. Just being more consistent and finishing, just continuing to drive and get it done every play."

Duncan's relationship with football began late, he said, because "some life stuff was going on. It wasn't the right circumstances at a young age."

Duncan won't be walking into completely unfamiliar company when he joins the Titans. He and Titans first-round pick Peter Skoronski, who faced off in the Big Ten, worked out together and shared the same trainer. He also will reconnect with Titans tight end Chigoziem Okonkwo and defensive tackle Sam Okuayinonu, with whom he played at Maryland.

"He's a guy we envision having a ton of upside," Titans general manager Ran Carthon said. "He's really, really athletic. He has some high-end traits we'd love to work with and develop. We look forward to working with him."

The weight of the wait of being picked didn't discourage Duncan, even though he said he thought he would have been picked Friday during the second or third round.

"You just sit around the house, wait for your phone to ring," he said. "I've been a little bit anxious and a little bit nervous, but God has a plan, so I've just been waiting."

He had three meetings with the Titans before the draft, including one at the combine and one at the Senior Bowl.

His next stop will be rookie minicamp, which for Duncan, can't come soon enough.

###

**DOUBT TENNESSEE  
TITANS' CALEB FARLEY  
AT YOUR OWN RISK. HIS  
MOTIVATION COMES  
FROM LATE MOTHER**

**BY GEORGE ROBINSON  
THE TENNESSEAN  
APRIL 30, 2021**

It doesn't take long to realize the kind of player the Tennessee Titans selected with the 22nd pick in the 2021 NFL Draft on Thursday.

Caleb Farley isn't interested in talking about the injuries he has suffered, including his two back surgeries and a knee injury before college. His recent positive COVID-19 test result is of no mind, and his decision to opt out of the 2020 college football season at Virginia Tech has already been discussed ad nauseam.

Farley is a Titan. And that's enough for him.

Would have been enough for his late mother, too.

"I was telling my mother I was going to be a first-round draft pick when I was like 7 years old," he said. "I hope she's smiling down on me from the sky."

Any physical obstacles Farley has faced through football pale in comparison to the loss of his mother, Robin, to breast cancer in 2018.

The memories of conversations he had with her as a child are still fresh, and his thoughts drifted to her when the Hickory, North Carolina, native heard his name called Thursday.

"She always believed in me," he said.

Robin was diagnosed with cancer in 2009 and endured two years of chemotherapy and radiation. For a while it looked like she had beaten the disease. But the cancer returned aggressively and invaded her bones.

"After some time it started to wear on her," Caleb's father, Robert Farley, told The Tennessean. "I think Caleb accepted what happened because he knew that his mother had faithfully lived the life she wanted to live. She didn't die in regret."

Robin died without seeing her son play college football.

She attended every game from the time he began playing little league at 7 through his high school career at Maiden High School in North Carolina, where he starred as a quarterback.

Caleb tore the ACL and MCL ligaments in one of his knees prior to arriving at Virginia Tech in 2017. He took a redshirt his first year on campus, and was moved to wide receiver. Months later, in January 2018, Robin died with her family, including Caleb, by her side.

"He never once thought about not playing football after his mother's death," Robert said. "He's always been committed to it. His mom encouraged that commitment. I mean it was difficult on all of us and it took some time to adjust but Caleb pours himself into football. He loves it that much."

Football is Caleb's love, but family has been the foundation. It's the reason why he decided to opt out last fall despite coming off a 2019 year in which he led the ACC in passes defended (16) and finished with four interceptions as a converted cornerback.

It was a risky move. He was the first high-profile college football player to make that decision, and some questioned whether it would hurt his rising draft stock.

"Yeah, it's just frustrating," Farley said about having to answer questions about his health. "It gets to the point where you want a team to draft you, that believes in you, and if you don't believe in me, then play against me."

"Caleb opted out because of his concern with COVID," Robert said. "It was as simple as that. It had nothing to do with his injuries. He wasn't hurt. You have to understand, we were still learning about the short- and long-term effects of this virus. He didn't want to risk his health or possibly the health of his family members."

Virginia defensive back Caleb Farley, right, intercepts a pass intended for Miami wide receiver Dee Wiggins during the first half of an NCAA college football game, Saturday, Oct. 5, 2019, in Miami Gardens, Fla. (AP Photo/Lynne Sladky)

Caleb maintained a strength and conditioning schedule last fall. Despite not seeing the field in 2020, his instincts and ability in man coverage were enough to convince NFL scouts. The Titans felt his 6-foot-2, 207-pound frame and athletic skillset at cornerback — a position of need — were too good to pass up.

"He's long and I think (man coverage) is something they did a lot of at Virginia Tech," Titans coach Mike Vrabel said. "Those guys were manned up outside without a whole lot of help. He's coming from a very aggressive scheme that puts a lot of pressure on those guys on the outside."

Farley was invited to attend the draft in Cleveland on Thursday, but a positive COVID-19 test result earlier in the week prevented him from attending.

Farley was tested again Thursday and that result came back negative, he said. But the questions about his health remain. And so will the memories of his late mother, and the motivation she gave him to overcome any obstacles en route to the NFL.

"When coach called me to tell me I was going to be a Tennessee Titans, the first thing out of my mouth was 'When can I get the playbook?'," Caleb said. "I'm extremely excited

to get back on the field and rep these colors."

###



**HEADING INTO HIS 17TH  
NFL SEASON, TITANS  
VETERAN KICKER NICK  
FOLK STILL FINDING  
WAYS TO IMPROVE**

**BY JIM WYATT  
TENNESSEETITANS.COM  
JUNE 29, 2024**

NASHVILLE – Nick Folk has built his career on consistency.

Heading into the 2024 season, the veteran kicker carries an all-time NFL-record streak of 78 consecutive field goals from under 40 yards – a streak going back to 2017.

Folk has made 83.8 percent of his kicks during his 16 NFL seasons, and he was near perfect for the Titans in his first season with the team last year.

Folk, along with others, dealt with a shake-up earlier this offseason, with a coaching change.

At least a part of him wondered what it might mean for him.

The Titans ended up re-signing Folk, and he's glad to be back.

"For me, it's always been a patient game," Folk said. "I kind of understand the game, and I understand the business side of it. I was patient with it, and I knew I wanted to play. I told that to Ran (Carthon) at the end of the season, that I wanted to keep playing, that I loved it here.

"I wanted to come back, and I'm excited to be back. Now it's about getting ready for another season."

In 2024, all NFL kickers will deal with a new kickoff format. Folk will make the adjustment under a new special teams coordinator in Colt Anderson.

Folk, who will turn 40 in November, said he's made some adjustments to himself as he's gotten older as well.

"A lot of it has to do with how I've trained, the timing of training, the timing of kicking," Folk said. "When I was younger, I used to be able to kick a lot, go multiple days in a row, kick a lot more balls. Now I am very rep conscious, if you will. I've always kind of been quality over quantity and I know there's going to be days when I need the quantity, but I still want to make it quality.

"You could maybe look at my technique and say not much has changed, but there are little nuances. You could probably talk to a golfer, and they'd say the same thing. You might not see the changes, but they're making small, minute changes. And I think a lot of that changes as your body changes. When you get older, maybe you're not as flexible, the leg is not as lively, so you're going to have to change some things technically to continue going. So, it is just small, little things ... to try to find ways to continue to improve."

Folk was magnificent for the Titans in 2023, when he made 29-of-30 field goals and 28-of-30 extra point attempts.

At the conclusion of the 2023 campaign, Folk's career 382 career field goals ranked fourth among active kickers behind only Matt Prater (401), Mason Crosby (400) and Justin Tucker (395), and Folk's number also ranked 19th in NFL history. His 1,632 total points scored ranked 23rd in league annals.

Among all active NFL players at the conclusion of 2023, Folk's 228 career games ranked 10th.

The Titans acquired Folk in a trade from the Patriots prior to last season, and he kept his strong career going while kicking in all 17 games. Folk's first season in the NFL was in 2007, with the Dallas Cowboys. In addition to the Titans, Patriots and Cowboys, he's also kicked for the Jets, Buccaneers.

In Year 17, Folk aims on being dependable again this fall.

"Just continuing to work, put your head down and refine the craft every day," he said. "You are going to have ups and downs, and you try and make the good days better than the bad days.

"It's been a good offseason so far. I feel like I'm kicking pretty well. So, I'm going to keep rolling and keep the rhythm going and get ready for training camp at the end of July. I want to make sure I am working toward Week One of the season so I'm ready to roll then."

###

**WHAT I'VE LEARNED****BY PETER KING****NBC SPORTS****NOVEMBER 12, 2023**

Tennessee kicker Nick Folk, 39, is on an all-time streak for aging kickers—for all kickers, really. Since his age-36 season in 2020, Folk has made 91.3 percent of his field goals (115 of 126), including all 65 from inside of 40 yards. The one recent kicker in the Hall of Fame, Morten Anderson, made 79 percent of his field goals from age 36 to 39; the one looming Hall of Famer, Adam Vinatieri, hit 85.4 percent of his kicks in the same four-year span. Only three much younger kickers—Younghoe Koo, Matt Gay and Daniel Carlson—have been more accurate, and none by more than a percentage point, since 2020.

Folk's a fascinating story—out of football as recently as 2018—and when you understand his family background, you can better understand why he can step up to big kicks and be a relative flat-liner. What Nick Folk has learned about how to succeed as an NFL kicker:

“I think the biggest thing is perseverance. You look at my career and it's full of ups and downs. Keep focusing on the journey and persevere through the journey. Results come with the work. How much work are you willing to put in? Good example is what happened in New England. I had an appendectomy Thanksgiving week in 2019, then got re-signed. Next year they draft a kicker and I get COVID. I'm on the COVID practice squad, but I end up winning the job. On the practice squad again to start '21, kick that season. I signed a two-year deal in March of '22. They draft a kicker in April of '23. I get traded here to Tennessee. The whole time, all I can control is my kicking. That's what I do—focus on the journey. Perseverance is what I'd tell any young kicker.

“So many people in my family were in the medical field. They dealt with high levels of pressure. My mom, Dr. Lorraine Stiles, was a

pediatrician. My grandfather, Dr. Quentin Stiles, was a cardiac surgeon, and he and his team pioneered a lot of the bypass stuff way back. He used to tell me stories of holding beating hearts in his hands. He's dealing with life and death on a daily basis. My grandmother, Dr. Claire Stiles, was an anesthesiologist, in the first or second class with women at Harvard Medical School. My aunt, Lorraine Stiles, was a high-risk OB-GYN. She told us a story once of a woman who wasn't feeling well and she examined her and figured out they had almost no time to save the baby and the mom, and they got rushed into surgery and it was almost bite down on a stick and here we go. They both made it, I believe.

“Pressure was part of their daily lives. I would say that's part of how I was raised by my family all the way from my parents to grandparents and everyone in between. They understood what life really is about. One of the things I've learned in my job is there's a lot greater things happening in the world. We're playing a game. It's very serious to everyone in the locker room, everyone on each team, but at the end of the day, there's a lot more important things out there.

“I just try to live in the moment with everything I do. When I'm out there trying to make a kick, the reality is we're just a big team and my job happens to be the guy kicking. I just try to do my job the same way the other 10 guys out there try to do their jobs. There's not really what I would call extra pressure on it. I've kicked a million footballs in my life. What's one more?

“[Kicking so well now], I think a lot of it is experience. You're able to glean information from good years, good kicks and bad years, bad kicks. I think my teammates know I've done everything I can to prepare so that I can perform at the best level for them.

“One other thing: The most important kick is the next kick.”

###

## **WHAT TO KNOW ABOUT TENNESSEE TITANS KICKER NICK FOLK**

***BY NICK GRAY  
NASHVILLE TENNESSEAN  
SEPTEMBER 17, 2023***

Nick Folk began Year 16 of his NFL career on Sept. 10 when the Tennessee Titans faced the New Orleans Saints in Week 1.

Folk, 38, was acquired by the Titans from the New England Patriots for a 2025 seventh-round pick after the team ran through three kickers in the preseason and was looking for stability.

The ex-Arizona Wildcats player has stayed in the NFL with his dependability and consistency inside 50 yards.

Here's what to know about the Titans' new kicker:

Nick Folk goes from Dallas to the New York Jets

The Dallas Cowboys took Folk in the sixth round of the 2007 NFL Draft. He earned a Pro Bowl nod after a good rookie season (26 of 31 field goals made) that included the winning 53-yard field goal against the Buffalo Bills on Oct. 8 on "Monday Night Football."

Folk was even better the next season, making 20-of-22 field goals, including both attempts from more than 50 yards., but he missed 10 attempts in 2009. He was released before the end of the season, and signed with the Jets in 2010.

During the next seven seasons, Folk was good enough (making 82.2% of his field goal tries) to entrench himself as the Jets kicker. He is second on the Jets' all-time points scored list and is the most accurate kicker in team history (minimum 100 field goal attempts). He was released in a salary-cap move after the 2016 season.

Tampa Bay struggles

The lowest point of Folk's career came with Tampa Bay in 2017 — specifically, in a 19-14 loss to New England on "Thursday Night Football" on Oct. 5.

Folk replaced the struggling Roberto Aguayo to start the season but missed five field goals and two extra points in the first four games. Against the Patriots, Folk missed from 56, 49 and 31 yards in the five-point loss. He was placed on injured reserve shortly after the game, ending his season. The Bucs released Folk in the offseason.

Nick Folk's revival with the New England Patriots

Folk did not kick in the 2018 NFL season, spending time in the Alliance of American Football league in spring 2019.

He was not on any NFL team to start the 2019 season until October, when the Patriots signed him to replace the injured Stephen Gostkowski.

Folk kicked well enough: 14 of 17 on field goals and 12-for-12 on extra points, even after missing a week because of an appendectomy. The Patriots attempted to replace him with a younger option in Justin Rohwasser, but re-signed Folk before the 2020 season.

He was a consistent and accurate kicker for the Patriots during the next three seasons, making 89.3% of his field goal attempts and 91.3% of his extra point tries.

Nick Folk off to good start with Tennessee Titans

Folk was 5-for-5 on field goals, accounting for all of the Titans' points, in the 16-15 loss to the Saints. He already has gained the trust of the Titans coaching staff, as evidenced by a decision to attempt a 29-yard field goal with 2:20 left and Tennessee down by four points.

"Find a way to get (the ball) inside the 40 and kick a field goal to win the game, that's what I believed," Titans coach Mike Vrabel said about the decision to kick at that point.

Not the biggest leg at this stage of his career

Folk made a 50-yard field goal in Week 1, which may be toward the edge of his range at this point of his career.

He career long is 55 yards, made with the Jets in 2015. As accurate as he has been from inside 50 yards, don't expect the Titans to try many 60 yarders in 2023.

Folk also had one touchback in six kickoffs against the Saints, which is in line with his recent history. Last season with New England, he had three touchbacks on 33 kickoffs. He was never the full-time kickoff player for the Patriots, with 49 in four seasons.

###

**‘YOU CAN’T TEACH THAT SIZE’: ALI GAYE’S JOURNEY FROM THE GAMBIA TO LSU STARTER**

**BY BRODY MILLER  
THE ATHLETIC  
SEPTEMBER 22, 2020**

BATON ROUGE, La. — When Ali Gaye came to visit Baton Rouge, Bill Busch ensured it was different from most college visits. Because Gaye is a little different than most players he recruits.

Gaye is a Muslim. A devout one. He’s a 6-foot-6 defensive lineman born in The Gambia in West Africa who moved to the Seattle area when he was 12. He was a soccer player. His first language is Wolof. His parents’ first languages are two different dialects. Gaye himself speaks three fluently and knows a good amount of five or six.

Busch did his research. The LSU safeties coach is known for recruiting the details. He often starts his texting campaign to recruits at 5:30 a.m. And with this visit, he was going to make Gaye and his parents, Omar Gaye and Afsatou Jallow, feel comfortable.

“We did a lot of things with how his Muslim religion fit in here in Louisiana,” Busch told *The Athletic* in December.

Busch planned what meals they’d eat. They introduced the family to former Gambian LSU athletes to explain their experiences. One they discovered was from Afsatou’s neighboring town. He had LSU Muslim outreach groups meet with them. He even made sure Gaye’s high school coach — John Gradwohl, who Gaye at one point lived with — got a waiver to come on the visit.

So by the final day of the trip, after LSU made Gaye and his parents feel comfortable he could continue following his faith, Gradwohl asked Gaye what he thought. It was the first of five scheduled college visits.

“This is where I want to be,” Gaye decided. He committed to LSU by the end of the weekend.

Fourteen months later, less than a week before LSU’s season opener against Mississippi State, Gaye called Gradwohl with some surprising news. Ed Orgeron named him LSU’s starting left defensive end.

“I was just so happy because I knew the winding road he took to get there,” Gradwohl said. “And if anybody appreciates it, I tell you, he sure does.”

Let’s go back, though. Back to the eighth-grader moving to Washington from The Gambia. There were problems there, and Omar and Afsatou wanted their children growing up in a better education system (All three of their children are now either in college or have earned their degree).

Gaye was sharp, but he had understandable issues that went with jumping into a school where they speak a language that isn’t your natural one. Plus, the education system in The Gambia left him behind. And it was somewhere around this time a junior high football coach spotted Gaye walking around — you couldn’t miss him — and told him he ought to go out for the football team. With Gaye’s affable personality, he just said, “Sounds like fun. I’ll try it.”

Soon he joined Gradwohl at Edmonds-Woodway High. He was raw, but he was also huge and athletic and became a three-time all-conference standout with an offer from the University of Washington.

But during his high school career, his parents’ home was severely damaged. There was a fire, a small one, but the water from the sprinklers caused a great deal of harm. Gaye, his cousin and his sister, Ida, moved in with the Gradwohls. There, the Gradwohls were able to help him a great deal academically. Ida and their cousin eventually moved out, but Gaye

stayed. He was developing so much there.

The initial adjustment for the Gradwohls was the increase in Costco runs to feed the large child, but they also became invested in his life. Gradwohl’s wife, Margie, always reminded him when it was time to pray. She helped him with school. They call him their nephew, making sure never to say son because Gaye has two great parents.

Fasting was another adjustment. During Ramadan, Muslims must abstain from food or drink from dawn to sunset for the entire month. One of his junior college assistant coaches, Tom Orthmann, would look at his cafeteria plate when he could eat during Ramadan and joke, “Whatever you can eat, eat more of it.”

“I think one of the biggest problems was a lot of these kids wanted to do all these activities, and we had to restrict them,” Gradwohl said. “Because if it’s hot out and they’re trying to do all these exercises, it wasn’t healthy for them.”

Gaye signed to play football for Chris Petersen and Washington in 2017, a dream come true for a local prospect. But his SAT scores weren’t high enough, and he had to take summer classes. Even after that, he wasn’t eligible to play for the Huskies. He was informed of that on a Monday. By Wednesday, Gradwohl took him on a visit to check out Arizona Western Community College, a junior college that’s developed many professional athletes.

He enrolled by the spring semester and got right to work under coach Tom Minnick. That fall, he showed his potential despite not showing much on the stat sheet.

“He was a little bit raw on film,” Minnick said. “He was raw as a freshman, and he got better and better and better. You knew he was going to get better ... You can’t teach that size.”



Then, the Arizona Western football program was shut down in December 2018. So Gaye followed Minnick and his staff to Garden City Community College in Kansas. Once again, he developed a close relationship with a coach's wife, this time Minnick's — who ran study halls — helping Gaye with his academics.

Busch made a trip out to Kansas that spring, and he was all in on Gaye right away. He only had eight career tackles, but Busch could see the talent. Mix that with his character, and LSU offered him a scholarship soon thereafter.

Gaye began to put it all together in 2019 at Garden City. He compiled 44 tackles, one sack and 7.5 tackles for loss. Even if the stats weren't impressive, the growth was evident.

"He was dedicated," Minnick said. "He's such a great kid. He does everything right. He works his butt off. That's what you get from a lot of international kids. Those kids work their butts off. We always used to tease him that he hasn't been Americanized yet."

Gaye eventually came to LSU as an afterthought in a loaded 2020 class. It wouldn't be an exaggeration to say he was the least-discussed player coming in. But he enrolled early in January. He got to work. He developed his body. He began earning the trust of the coaching staff.

Still, Gaye was by no means a projected starter this summer. He was often the sixth or seventh name Orgeron mentioned at defensive end. Even just two weeks ago Orgeron implied Gaye was just a rotation guy. Few expected the news that came Monday.

The hardly discussed new guy who didn't even focus on football until midway through high school is now LSU's starting left end. He'll split reps with Travez Moore, but Gaye is the one who knows his assignments and who the staff can trust.

"I like his range," Orgeron said Monday. "He's 6-foot-6. He's smart. Works hard every day. Very humble young man, wants to learn, physical at the point of attack. A very good pass rusher. He's tall; he's got a lot of batted balls. He had a batted ball for an interception I think the third play of the scrimmage last Friday. Great young man."

We have no clue how ready Gaye is to be an SEC starter. We don't know how polished he is or if his 262-pound frame is strong enough. He got the job at the last second, and he still has plenty to prove.

But he's here. He came over from The Gambia. He caught up in school despite obvious limitations. He adapted to a football world that rarely sees Muslim players. He went from an afterthought to a starter for the defending national champions. It's a journey to stop and appreciate.

"A kid like that," Orthmann said, "that is that good a kid, that always tries to do his best, that always tries to do the right thing, is an easy kid to encourage. He never got down. He felt like if he continued to work hard the opportunities would come.

"That proved to be the case."

###

## **ROAD LESS TRAVELED LEADS FORMER EW FOOTBALL STAR TO LSU**

**BY ZAC HERETH  
HEARALDNET.COM  
JUNE 18, 2019**

The road less traveled is a familiar path for former Edmonds-Woodway High School football standout Ali Gaye.

The 6-foot-6, 270-pound defensive end came to the United States from Gambia as a 12-year-old and although he didn't start playing football until the eighth grade, he developed into a major-college prospect.

By his senior year, he was a three-star recruit with scholarship offers from several Pac-12 schools. Gaye signed a national letter of intent with the University of Washington after his senior season and planned to grayshirt — which allows a signee to enroll during the second term of the following school year.

Gaye never ended up being a Husky. He said his SAT scores weren't high enough to enroll at UW. The three-time All-Wesco 3A/2A South selection was tasked with finding a different avenue for his college football career. He ended up going the junior-college route, enrolling at Arizona Western College in 2018.

A year later — and now at Garden City Community College in Kansas after Arizona Western dropped its football program — Gaye has earned himself another chance at his dream, this time with perennial Southeastern Conference power LSU.

Gaye made a verbal commitment to the school last week via Twitter, and hopes to suit up for the Tigers beginning with the 2020 season.

"I've always been interested in playing in the SEC, especially at a school like LSU," Gaye said in a phone interview. "It's a place I can see myself being successful on the

field, (in) the classroom and just as a person."

Gaye was a soccer player when he moved to the United States from Gambia. He said he stood just 5-foot-5 when he was 12 and had more of a soccer player's body. Turning out for the football team in eighth grade was an "experiment" with the sport.

The following year is when Gaye started to grow. He said he shot up about 5 inches and put on around 50 pounds his freshman year, eventually measuring in at 6-3, 225 pounds.

"I didn't really get into (football) until freshman year going into sophomore year," Gaye said. "That's when I really got serious with it, and that's when I really got bigger and started to look more like a football (player)."

He also played basketball and wrestled in middle school, which he credited along with soccer for helping develop his footwork and agility.

"You got a kid that's 6-6 while weighing 265, 270 who moves like a basketball player," said John Gradwohl, Gaye's football coach at Edmonds-Woodway. "Not a lot of those guys move that well. He's competitive, he loves to learn, he's coachable, he's got all those qualities."

While Gaye was on the football team, he developed a close relationship with the longtime Warriors coach.

"He's been able to walk through (the recruiting process) with me, just give me advice and just mentoring me through my journey," Gaye said. "I'd say he's been kind of like a second father figure who really just cares for me — him and his family."

Said Gradwohl of Gaye: "He's just a warm-hearted, nice young man."

As Gaye developed into a major-college football recruit, he still was

adjusting to school in the United States.

"In high school, my grades weren't all that well because the learning here is really different than the learning back home," he said. "Everything here is a whole other level."

Gaye said he's doing better than ever academically since entering junior college, and he's "keeping his head down" while working toward his goals.

"I feel like my parents really set me up in the right direction bringing me here to this country and there's a lot of opportunities for me," he said. "I just gotta go get it, so that's what I'm trying to do right now."

But junior-college football presents its own challenges.

"Juco is not for everybody. A lot of guys quit it. Sometimes people go through it and be successful," Gaye said. "I'm blessed enough to be able to have the opportunities that I have and have the people that have supported me through it, especially my coaches and my mentors, my parents and friends. Without them, there's no way I could've gone through it."

After Gaye's freshman year at Arizona Western, it was announced the program would come to an end. Luckily for Gaye, his head coach at Arizona Western, Tom Minnick, took over at Garden City and asked him to come along.

"He knows the type of dude I am and the type of player I could turn into. So he asked me to go with him and I did," Gaye said. "I believe in him and I believe in what he's doing. He's had a lot of success in bringing players to the next level. I'm really thankful to have him."

Gaye has one season of junior-college football remaining and won't be able to make his commitment official until the early signing period for junior-college transfers opens Dec. 18. He also has offers from Iowa State, Kansas

State, Minnesota, Nebraska, Oklahoma and Mississippi State, according to recruiting website 247sports.com.

And while the path for the Gambia native has been the one far less traveled when compared to the routes taken by his future teammates, it ultimately led to the same destination.

“With the opportunities I’ve been given, I never thought I’d be in the position I’m in — coming from a third-world country and being a stranger in this country and just now adjusting,” Gaye said. “I’m just a person trying to make it out and be somebody the kids — anybody like me — can just look at me and just know that there’s always a way. No matter how little you are or how big you are, there’s always an opportunity out there for anybody that wants to accomplish something.”

###

**STARTING ILB JACK GIBBENS MAKING THE MOST OF HIS SECOND CHANCE WITH THE TITANS**

**BY JIM WYATT  
TENNESSEETITANS.COM  
SEPTEMBER 21, 2023**

NASHVILLE – Jack Gibbrens put in the work last offseason, doing everything he could to make the Titans roster out of training camp.

Yet when the Titans made their cuts at the end of last August, the Titans rookie linebacker was informed he was being waived by the team.

"After training camp, I got sent home," Gibbrens, who initially joined the team as an undrafted free agent in May 2022, recalled earlier this week. "So, I drove back to Texas."

A week later, however, Gibbrens got another call from the Titans.

The team wanted to sign him back to the practice squad, and that's where he spent most of the 2022 season, before ending the year on the team's 53-man roster.

"When I got back out here, I just kind of said: I am going to make the most of this opportunity," Gibbrens said. "They gave me a second chance and I just kind of took the mindset of: 'I have to get better every day. I have to fight to earn every day.' And that's the same mindset I am trying to have right now."

"Everybody is trying to earn their job every day; nothing is guaranteed in this league. So, just make the most of every opportunity you get every time you get to step on the field."

A year later, things are much different for Gibbrens.

Gibbrens isn't just on the team – he's one of the team's starters, at inside linebacker, next to Azeez Al-Shaair.

Gibbrens has recorded 11 tackles in the first two games, including a tackle for a loss. Gibbrens played in 45 of the team's 68 defensive snaps (66%) against the Chargers, along with 12 snaps on special teams.

Titans Coach Mike Vrabel, who nicknamed Gibbrens "Dr. Gibby" last year because of his smarts, said the inside backer has improved over the past year.

"I just think he's a tall, linear, lengthy player," Vrabel said of Gibbrens. "And I think he worked extremely hard to improve his lower body strength. (Gibbrens) was running just as well (this year), was running better than he ran last year. Just from a tracking standpoint. Not that that's the end all, be all. But, he knows what to do. He communicates. He's a good communicator and he's where he's supposed to be."

The 6-foot-3, 242-pound Gibbrens didn't take the easy path to the NFL.

Gibbrens played four seasons at Abilene Christian (2017-2020) before transferring to Minnesota, where he played his final college season in 2021. Gibbrens spent time working as a financial analysis intern while also serving as a teaching and research assistant in college.

But he never stopped chasing his NFL dream, even after going undrafted.

Gibbrens ended up appearing in five games with two starts a year ago for the Titans, registering 27 tackles, an interception, and a special teams stop. He spent 11 games on the team's practice squad in 2022.

Now, he wants to keep doing his part on the Titans.

"Coach Vrabel always preaches: It doesn't matter how you got here, it's just what you do when you get here," Gibbrens said. "It's been a journey, obviously last year getting cut, being on the practice squad and then finally getting an opportunity

to play, and this year in a completely different role.

"I'm just trying to keep the same process that I've had since I got here: Just get better every day, keep my head down and keep working."

###



**HOW TENNESSEE TITANS  
PICK CEDRIC GRAY SAW  
HIS MOM'S ADVICE PAY  
OFF IN 2024 NFL DRAFT**

**BY NICK SUSS  
NASHVILLE TENNESSEAN  
APRIL 27, 2024**

Cedric Gray's mother Esther has officially been proven right.

The Tennessee Titans drafted Gray, a linebacker out of North Carolina, early in the fourth round of the 2024 NFL Draft. A two-time All-ACC player who ended his college career with three-straight 100-plus tackle seasons, Gray said he turned down opportunities to transfer in high school and college to stay where he felt most comfortable, bearing in mind what his mother likes to tell him.

"Something my mom always told me was 'Don't rush your blessing,'" Gray said. "This blessing, it came today."

Gray prides himself on being a "sideline-to-sideline" linebacker, someone who plays a complete game with an emphasis on athleticism who's just as comfortable filling in against the run as he is rushing the passer or dropping in coverage. He looks up to star NFL inside linebackers like Zaire Franklin and Fred Warner. He was North Carolina's defensive play caller for two seasons in college and thinks he'll be able to take over that skill with the Titans as well.

He admits his knowledge for the game developed later in his career. When he was in high school, he was a "see ball, hit ball" player. It wasn't until the summer before his sophomore year of college when his understanding broadened. And from there, he quickly emerged as one of the best linebackers in the ACC.

Despite this success, and the Titans' need for an inside linebacker, Gray says the Titans never met with him in the pre-draft process and he didn't have that big of a sense that the

Titans would be picking him Saturday.

The Titans had the confidence to pick him anyway, slotting him into a linebacker room that also includes Kenneth Murray II, Otis Reese and Jack Gibbens.

This is the type of player Gray says Titans fans should expect in him.

"A guy who gets to the ball a lot. A guy who can cover a lot," Gray says. "Linebackers today in the NFL need to have the athletic ability, the athleticism to be able to match up with running backs, tight ends and receivers and be able to make plays."

###

**CHARLOTTE'S CEDRIC  
GRAY GAVE UP  
CATCHING TDS AT UNC.  
IN EXCHANGE, HE GOT A  
CHANCE AT THE NFL BY  
ALEX ZIETLOW**

**BY ALEX ZIETLOW  
CHARLOTTE OBSERVER  
APRIL 16, 2024**

Ask Cedric Gray about his football-playing life before he arrived at UNC, where he eventually became a standout four-year linebacker as the Tar Heels surged into a new era of success, and you learn something pretty quick: All along, he thought he'd be a receiver. He made that known to everyone. "Oh yes!" said Cedric's mother, Esther, when asked about her son's wide receiver dreams. She laughed. "I mean, a receiver is all the pride and joy. You get to have all the fun and score touchdowns."

Four years ago, Cedric Gray exchanged touchdown catches for interceptions. Yards for tackles. Playing with Drake Maye in youth 7-on-7 camps to practicing against him in college. When he arrived on the Chapel Hill campus from Ardrey Kell High School in Charlotte, he even exchanged his No. 11 jersey number he wore throughout his life — his favorite player was the remarkable Julio Jones — for No. 33. As a result, he's now a few days away from the NFL.

Gray, the 6-foot-2, 234-pound linebacker, will be one of the handful of prospects from the Carolinas to hear his name called at some point during the 2024 NFL Draft, which will be hosted in Detroit from April 25-27. Gray's draft profile states that he'll contribute most as a weak-side linebacker at the next level, that he has the athleticism and traits to handle man coverage and that he can be a disruptive defender when "playing proactively and taking aggressive, downhill shots" through gaps. He's projected to be a third-round pick — a result of his prolific career at UNC and the agility and speed (4.64 40-yard dash) he

showcased at the NFL Scouting Combine in February. And when he does hear his name called, he'll be proud to call Charlotte home, he said.

"I'm very proud to come out of Charlotte," Gray said at his Pro Day in March. "We have a lot of talented guys to come out of Charlotte. Definitely the best football that's being played in North Carolina at the high school level. So just glad to be a part of that group, glad to represent my city well, and to be the next Charlotte guy to come out and put on."

Gray, 21, was born in Fort Washington, Maryland, about 20 miles south of Washington, D.C. He's the youngest of three brothers, Devon (nine years older) and Michael (six years older), and has played football and basketball all his life. He's remained competitive and singularly focused throughout. A few flashpoints that give you a picture of who Cedric Gray is: There was the time when he was 8 years old, when he scored the game-winning touchdown in a youth championship game on a fourth-and-goal from the 1-yard line, a result of a play that his coaches spelled out simply for their team: Get Cedric the ball. (Cedric's mother still has a photo of that day, with Cedric holding up a trophy larger than him and smiling ear to ear.)

At 11, Gray moved from Fort Washington to Charlotte and used football to find his friends, find his community. Throughout high school, with all the pressures to transfer to another football program, he stayed at Ardrey Kell.

At 19, in the third game of his sophomore season, he started his first game at linebacker for the Tar Heels and "it was on" from there, posting 99 tackles and 2.5 sacks and two interceptions that sophomore year — one INT was the game-sealer against Miami in a 45-42 shootout that marked Gray's arrival. And simply throughout college, he was consistent — as a player on the field, yes, but also as a presence; not

resentful because he only played special teams as a freshman; not tempted to leave by any other opportunities out there; not motivated to do anything but lead the team he's on.

Gray finished his senior season with 121 tackles, five sacks, two forced fumbles and a fumble recovery en route to a First-Team All-ACC nod, a Butkus Award Semifinalist nomination and a second-team All-American accolade. He hopes to showcase all this at the next level. "This is something I've dreamed of since I was a child," Gray said, reflecting on his move from Maryland to Charlotte, his transition from wide receiver to linebacker, his switch from college standout to an NFL prospect with everything to prove. "So if this is what it takes, this is what it takes."

###

## **BORN & BRED: SECOND HOME**

**BY LEE PACE  
THE RAM CLUB  
OCTOBER 13, 2023**

In another time and place, Cedric Gray could be wearing the red, yellow and black of the University of Maryland. And Power Echols could be adorned in Spartan green and white and rampaging through Big Ten backfields.

Gray and Echols are the opposite of legacy members of the Tar Heel football roster, players like Drake Maye and Caleb Hood, whose fathers (Mark Maye and Errol Hood, respectively) wore the Carolina blue jersey many years ago.

Gray and Echols were born and grew up in distant locales with far-flung geographical influences, Gray spending 10 years in the District of Columbia area before moving to Charlotte in 2012 and Echols having the Big Ten influence of his father, a former Michigan State defensive back, and spending his adolescence in Arizona before moving to Charlotte when he was 12 years old.

But no matter.

Both fell under the umbrella of Mack Brown's emphasis on recruiting in-state talent and, in particular, the Charlotte area. Gray came to Chapel Hill from Ardrey Kell High in south Charlotte in 2020, and Echols from Julius Chambers High (the former Vance High) northeast of the city the following year.

"If you control Charlotte, you win the state in recruiting," says Tommy Thigpen, the Tar Heel linebackers coach who recruits the Queen City and the surrounding area. "And if you win the state of North Carolina, you'll be right there for the ACC championship. Coach Brown made a big statement as soon as he got here, getting Sam Howell [from Sun Valley High in the southeast suburbs of Charlotte]. We've done well there ever since."

And Gray and Echols represent the opposite ends of the spectrum in how their recruiting stories unfolded— with Gray getting scant Power 5 attention as a wide receiver and Echols establishing himself as a fierce linebacker in the ninth grade and able to write his ticket to any elite school in the country.

Gray was a victory for the Tar Heels in talent evaluation, in sniffing out a diamond in the rough.

Echols was a win in offering a collegiate opportunity and program juice that beat off everyone from Clemson to Tennessee to Penn State.

"Coach Brown always says, the evaluation is the most important thing," Thigpen says. "We don't care about the so-called stars or whatever. People who give out stars are in the recruiting business, not the football business. There can be a huge difference."

Gray won "offensive player of the year" honors on his team as a sophomore in 2017, prompting Kell assistant coach Trey Kavanaugh to tweet at various times, "Will be telling your story for a long time" and "This kid's special." He played both ways as his career evolved, lining up at receiver and at safety and linebacker on defense. But the consensus among the college scouts was that his size and skills were not ideal fits for either side of the ball.

Through 2018 and early into 2019, Gray's social media timeline included "Blessed to receive an offer from ..." with Youngstown State, Campbell, Marshall, Kent State, UMass, Appalachian State, Toledo and Coastal Carolina the schools jockeying for position.

Thigpen saw something more.

"You talked to the local coaches and his name just kept coming up," he says. "It's not what the recruiting services think, it's what do your peers think about you, what do opposing coaches think about you? A common theme about Ced was

that he's a dawg and he's an alpha male. He loved football. He was crazy aggressive and had a huge football I.Q. As a 17 or 18-year-old, his demeanor was just different."

Gray committed to the Tar Heels in April 2019, the spring before his senior year, signed in December and enrolled in January 2020.

He learned his way playing under Chazz Surratt and Jeremiah Gemmel as a freshman and was given the chance to start in the third game of the 2021 season. Since then, he's started 25 straight games, hardly ever leaving the field, and in 2022 was first team All-ACC, his 145 tackles and 82 solos ranking first among all Power 5 defenders.

"I look at guys and the offers they had and see where they are now and just kind of chuckle," he says. "It was frustrating, but I carried a chip on my shoulder. It's been there ever since. God had a plan for me, and it's worked out best for me. You can only go to one school, so it doesn't matter how many offers you get. I brought the mentality I was just going to grind until my opportunity comes."

Meanwhile, there was no question about Echols.

Brian Echols played at Michigan State for head coach George Perles and secondary coach Mark Dantonio in the late 1990s. When his son was born, Echols wanted a name that reflected the essence of "power."

"I had all these ideas and tried different words that I thought represented what the word 'power' stood for," says Echols, today a private school athletic director in Mesa, Ariz. "Finally, I realized the best word was 'power' itself."

Father gave son an introduction and access to all sports as a youngster and watched as Power gravitated to football, that passion enhanced by watching NFL Films tapes of John Facenda's voice narrating old-school, smash-mouth games on the frozen tundra.

“His eyes lit up watching those films,” Brian says. “He was so dialed-in. He connected the dots as a kid.”

That’s what Thigpen saw when Echols was in the ninth grade. He not only showed that signature tenacity but speed as well, clocking a 4.5 time in the 40-yard dash at summer camp in Chapel Hill before he played a high school down.

“He was an alpha, alpha male, the most impactful and most feared guy in Charlotte,” Thigpen says. “He was a natural terror on the football field. He was so much fun to watch. You throw a fade he’s going to run to the fade. Blitz him and he’ll destroy your running back. His energy and love for football were really contagious.”

Carolina was the first school to offer Echols, this in the spring of his sophomore year. He committed in January 2020, while a junior in high school, then enrolled the following January. He drew a round of “oh my” the first day of live contact that spring when he flattened a senior offensive guard in the backfield. He stepped into the starting lineup as a sophomore in 2022, earning honorable mention All-ACC honors while making 103 tackles, with 70 solo stops that ranked fifth in the Power 5. At Miami in mid-October, he was all over the field, notching 14 tackles.

“Power knows one speed,” Thigpen says. “He will impose his will on you. He loves football. He’s violent and extremely intelligent. He and Ced are both like Sam Howell—they’re football junkies. They’re always watching tape, always figuring out how they can get better.”

Gray and Echols rarely left the field during the 2022 season not only because they were so lethal together but also because the Tar Heels had limited depth at the position. Brown told them every week, “Don’t get hurt, don’t get a targeting flag and don’t let your helmet pop off. We can’t have you coming out.” Gray in

No. 33 and Echols in No. 23 harkened comparison to another dynamic duo of yesteryear—Michael Jordan and Scottie Pippen from the Chicago Bulls’ 1990s championship runs.

They also stood out in 2022 because they were the one position on defense that was truly outstanding, with the unit in tandem ranking No. 101 among FBS schools in scoring defense with 31 points allowed per game and No. 115 in total defense with 436 yards allowed. The front wall didn’t generate enough pass rush, the back line allowed too many explosive plays. With this being year two in coordinator Gene Chizik’s system, with some staff tweaks, with the return of several injured defenders and the addition of several newcomers via the transfer portal, Gray and Echols are both confident the defense will stage a turnaround in 2023.

“Last year everyone was getting accustomed to a new defense,” Gray says. “I definitely think we were a very talented team on defense but definitely had a few wrinkles to shake out. Toward the end of the year, I think you saw better defensive play. We will only grow now that we have that year under us. I am very confident. I think we will have a special year.”

“I am really tired of talking about it,” Echols says. “It irks me we even have to have this conversation about the defense. I know how good we are. Now I just want to put it on the field.”

Thigpen says to have one player like Gray or Echols every 10 years is a delight to a coach. But have two at the very same time?

“Power and Ced make practice enjoyable,” Thigpen says. “I call it ‘recess.’ It’s fun. You go out there they push each other so hard. The power and energy are like nothing you’ve ever seen.”

###



**NEW TITANS OC NICK  
HOLZ READY TO WORK  
ALONGSIDE HC BRIAN  
CALLAHAN**

**BY JIM WYATT  
TENNESSEETITANS.COM  
FEBRUARY 14, 2024**

NASHVILLE – On the same day he was hired as head coach of the Tennessee Titans, Brian Callahan last month made his plans of calling the team's offensive plays known.

On Wednesday, Callahan introduced Nick Holz, the man he hired as his offensive coordinator.

So, what will the dynamics between the two look like?

Callahan said the working relationship will develop further in time, but he knows it can work since he operated in a similar structure at his previous job, as offensive coordinator with the Bengals.

"It's a little different than maybe you're used to around here," Callahan said, "having an offensive head coach that's calling the plays with an offensive coordinator by title, that doesn't call the plays. But it's a set-up I'm trying to emulate from how we were set up in Cincinnati with myself and (head coach) Zac Taylor. And it's a system that I know is important, and I know that it works.

"(Most) of Nick's job is to make sure the offensive staff and the offensive players and the offensive scheme keeps running all the moments I am not available to be there, particularly during the course of the week. There's a preparation part of it that is critically important to me."

Holz brings 11 years of NFL coaching experience to the Titans, and a total of 16 years coaching.

He joins the Titans after one season with Jacksonville as their Passing Game Coordinator.

"You need to be yourself first," Holz said of how he'll handle the set-up,

and approach his job. "I am not going to try and be Brian. We are different people in that regard. ... As each day goes, just seeing a few more things I can take off his plate .... It is really kind of an open dialogue the whole time in how we're trying to figure stuff out, and structure it this way."

Holz has deep ties with the Callahan, and his family. Holz and Brian Callahan were teammates at De La Salle High School (Calif.), and Holz got his start in coaching on Bill Callahan's staff at the University of Nebraska in 2007. Bill Callahan was officially named offensive line coach with the Titans.

Prior to joining the Jaguars, Holz spent 10 years (2012-21) with the Oakland/Las Vegas Raiders and served in a variety of roles on offense, mostly focused on wide receivers.

As an offensive unit, Holz said he wants to see players playing with effort and toughness, and "we really want to see guys playing with great speed, detail and execution."

Callahan and Holz believe they're like-minded in their offensive philosophy, and approach.

He plans to do his part to help the Titans be successful as a unit.

"Everybody has their own management style," Holz said. "I don't think you'll see me as a yeller and a screamer or anything like that. But I think if you build relationships with people, you kind of empower them to do their jobs.

"I feel like the people I have worked for, they empowered me ... As a leadership style, the same thing with the players, 'We're going to give you this, and you keep going and we'll build the connection in that regard."

###

**WITH NEW FACES  
AROUND HIM, TITANS  
VETERAN SAFETY AMANI  
HOOKER READY TO LEAD  
THE WAY**

**BY JIM WYATT  
TENNESSEETITANS.COM  
JULY 5, 2024**

NASHVILLE – When veteran safety Amani Hooker looks around, he sees a lot of newness.

New head coach, new defensive coordinator, new position coach, and plenty of new faces around him on the defense.

Hooker, heading into his sixth season with the Titans, wants to do his part to help lead the way.

"It's all about accountability, with me as well," Hooker said. "This is all new for me – it's a new style, a new defense, new scheme, so just like everyone else is learning, I am doing the same thing.

"But my job is to make sure everyone learns at a progressive level and we're doing it together as a unit."

Hooker is the second-longest tenured Titan alongside defensive lineman Jeffery Simmons, behind only outside linebacker Harold Landry. Hooker and Simmons were part of the 2019 draft class, and they've been mainstays ever since.

Before looking ahead, Hooker looked back at last season, and it reminded him of things he can do better moving forward.

"(Things I can) improve on is having ball disruption, getting my hands on the ball, whether that is interceptions, pass break-ups, forced fumbles," Hooker said. "Overall, just being the best overall safety I can be. I know I have a long road to get there, but I know my capabilities are there and I just have to improve this offseason and help my guys around me."

In five NFL seasons, Hooker has played in 66 games, with 37 starts. He's tallied 245 tackles, seven interceptions, and 22 passes defenses, along with two quarterback pressures and two forced fumbles.

In 2023, while playing in 13 games, Hooker totaled 80 tackles and an interception, along with three tackles for a loss.

Hooker said he's excited about the additions the team has made around him, including the addition of veteran cornerbacks L'Jarius Sneed and Chidobe Awuzie.

"We have two dogs – we have Chido and Sneed out there," Hooker said. "I can't wait to go full speed with them, with the pads on. I have been watching them make plays for the other team against us, so I am excited that they're on our team now and it's going to be a lot of fun.

"These guys have proven they can be in the right position to make the plays, and when I'm out there I am able to do my job now, and start searching for plays as they come to me. Knowing you have guys that are aggressive out there, it makes me as a safety have that same mentality that they have and bring it to our defense."

Hooker said he's also fired up about new defensive coordinator Dennard Wilson, and the mindset he's preaching.

Across the board, Hooker said guys are excited, and they see opportunities, whether they're new to the team, or been around several years like himself.

"I'll just say it's a lot more aggressive," Hooker said of the defense. "It has been aggressive there's times when it can be aggressive and there's times when not to, so our coaches are doing a good job teaching that."

###

## AMANI HOOKER

### **TITANS SAFETY AMANI HOOKER THANKFUL FOR CONTRACT EXTENSION WITH THE TEAM**

**BY JIM WYATT  
TENNESSEETITANS.COM  
SEPTEMBER 9, 2022**

NASHVILLE – The Titans on Friday agreed to terms on a multi-year contract extension with safety Amani Hooker.

After practice on Friday, Hooker said he's thankful for several reasons.

"It means a lot," Hooker said. "It shows how much the Titans believe in me and trust me, and I have that same trust and confidence in them. I am just going to do my job to make sure I can help this team win and help them win a Super Bowl."

Hooker said he called his parents when the deal became official.

Growing up, Hooker recalled cutting grass, walking dogs, and working a construction job to make money. Hooker said he knew after two days the construction job wasn't for him.

The NFL has worked out well for Hooker and his family.

"My parents, they were with me when I was in little league and they knew my dream when I was in kindergarten," Hooker said. "For them to see where I am at today, I know they are very proud of me, and I wouldn't be here without them."

"Growing up, the dream was for me to get to the NFL, and it was also my dream to stay in the NFL and be able to provide for my family. Being able to do that is a blessing from God."

Hooker, heading into his fourth season, has played in 44 games, with 15 starts, for the Titans since being picked in the fourth round of the 2019 NFL Draft.

Over the years, Hooker has developed into a key player on the team's defense.

In 2021, Hooker started 12 games and finished the year with 62 tackles, and an interception. Hooker also added an interception on the team's playoff contest against the Bengals.

Hooker had a team-high four interceptions in 2020.

In three seasons, Hooker has recorded 119 tackles, five interceptions, 12 passes defended and a forced fumble.

With five career interceptions, Hooker is tied with Juan Thornhill for the third-most among safeties from the 2019 draft class, behind only Darnell Savage Jr. (eight) and Taylor Rapp (seven). From 2020 to 2021, only 11 NFL safeties had more interceptions than Hooker.

Hooker, whose contract was set to expire after the 2022 season before the extension, said the thought of playing alongside veteran safety Kevin Byard long-term is key.

"It is definitely a blessing," Hooker said of Byard. "Watching KB and how he is around the building, I wanted to mimic that because I've seen the success that he had off the field, and on the field as well."

"We have been together for four years, and we're about to be together for another four right now. So we're going to be able to be on the same page and be able to make plays and we'll be the best we can be."

The Titans kick off the 2022 season against the New York Giants on Sunday at Nissan Stadium.

###

## **BYARD SAYS HOOKER HAS FOLLOWED PROPER PATH TO LEADERSHIP**

**BY MICHAEL HOGAN  
SI.COM  
JUNE 3, 2021**

Amani Hooker figures to make a bigger impact in more than one way this season.

First, the Tennessee Titans safety figures to be a full-time starter for the first time in his career after the team released veteran Kenny Vaccaro as part of a secondary overhaul in March.

He also hopes to be more of a leader for the defensive unit.

And nobody knows how to properly establish leadership than the man he will be playing beside in the defensive backfield this season, Kevin Byard, who has been a team captain in each of the past two seasons.

In order to become a good leader, Byard said, one must first be a good follower. And Hooker has done that well over his first two NFL seasons.

“I think Amani has been a great follower since he’s been here,” Byard said. “Watching me and (Vaccaro), or just watching any of the veteran guys and learning from them, learning how to be a pro.”

A third-round pick out of Middle Tennessee State in 2016, that’s exactly how Byard became one of the Titans’ most prominent voices in the locker room, for both on and off-field matters.

The Pro Bowler and All-Pro observed and learned from the likes of defensive back Jason McCourty and linebacker Brian Orapko.

Not only would Byard listen to what veterans had to say on a daily basis, but he paid close attention to the smallest of details. In the NFL, of course, doing the “little things” matters most.

“One thing that I did when I first got into the league was I looked at the parking lot,” Byard said. “When I got there in the morning, I was looking at cars ... what car is here early in the morning? Okay, this guy here. I was asking Jason, ‘Hey, what time are you getting here in the morning? Why are you coming here so early?’ They were getting rehab or doing the little things.”

A fourth-round pick out of Iowa in 2019, Hooker’s ascension to a more significant role on the defense started last season. His snaps with the defense increased, and when Vaccaro missed three games due to a lingering concussion, Hooker was called upon to start.

He finished tied for the team lead in interceptions with four and second in passes defended eight while also making 51 total tackles. All of those marks are career-highs.

Entering the 2021 season, Hooker is in a position to evolve as a leader for many reasons. Many younger players will fill the secondary after numerous moves in free agency and the NFL Draft.

But most importantly, he’s taken after many veterans over his first two seasons, including Byard.

“He’s into that role where he’s out there playing, he’s out there being more vocal, making calls and checks. That’s the start of it,” Byard said. “Going out there being sure of yourself, knowing what you need to do. When you assure yourself and know what you need to do, you can coach another guy up. I think he’s been doing pretty great at that.

“I think we’re going to be pretty good running mates this year.”

###

**TITANS ROOKIE WR  
JHA'QUAN JACKSON  
DRAWS INSPIRATION  
FROM HIS 104-YEAR-OLD  
GREAT-GRANDMOTHER**

**BY JIM WYATT  
TENNESSEETITANS.COM  
AUGUST 21, 2024**

NASHVILLE – Jha'Quan Jackson is headed back home this weekend.

That storyline is special enough for the Titans rookie receiver, who grew up in New Orleans and played in college at Tulane University.

Making it even better: Jackson will get a chance to see his 104-year-old great-grandmother, who has been an inspiration to him since he was a little boy.

"She's a great, young-looking lady," Jackson said with a smile. "She is all about putting God first, and I love her to death. I talk to her each and every day, and I love her for everything she's done for me.

"She taught me a lot when I was a kid, and let me do a lot of things to learn to be the man that I am. If you get a chance to go talk to her, it's a blessing."

Elizabeth Ann Thomas was born on January 25, 1920, when Woodrow Wilson was president.

Jackson, a sixth-round draft pick on the 2024 who has been a preseason standout, said his great-grandmother still gets around well while continuing to inspire him, and everyone in the family. Thomas lives in Metairie, La., about five minutes from the Saints practice facility.

Jackson, who has eight siblings (five sisters and three brothers), said there was a time when he lived with his great-grandmother, up until the third grade.

"She's a lady who had 12 kids," Jackson said. "My great-grandfather lost his life early, before I was born. She raised all her kids, even

working for other people, cleaning up houses. Battling all that, going to work and then coming home and cooking for the kids. She's always been an amazing woman."

Jackson has tried talking his great-grandmother into going to Sunday's Titans-Saints preseason game, even offering to put her in a suite at the Caesars Superdome.

And while it sounds like that won't happen, Jackson said he'll be happy to see her while in town.

Jackson keeps a photo of his great-grandmother and other family members in his locker at Ascension Saint Thomas Sports Park.

"I always want to give her her flowers," Jackson said, "because I love her so much.

"My family, the ones I love, I think of them each and every day. I am doing this for them."

###



**COMFORTABLE  
SURROUNDINGS LEADING  
TO OFFSEASON GROWTH  
FOR TITANS' JHA'QUAN  
JACKSON**

**BY JUSTIN MELO  
BROADWAY SPORTS  
MEDIA  
JUNE 17, 2024**

Tennessee Titans rookie wide receiver Jha'Quan Jackson has been acclimating to professional football. From getting into a huddle to defeating press-man coverage, Jackson has showcased consistent improvement. One thing that's helped him is his relationship with running back Tyjae Spears.

Jackson and Spears have leaned on each other beyond football. Whether it was navigating Nashville following the NFL draft, or playing top golf and laser tag to ensure an escape from football was present when appropriate, Jackson has counted on his best friend. It led to desirable on-field results throughout OTAs and mandatory minicamp.

Jackson recently spoke exclusively with Broadway Sports. Jackson discussed his acclimation growth throughout minicamp and OTAs, route running in a new offense, his bond with Spears, and more. We also discussed his relationship with wide receivers coach Tyke Tolbert and veteran players like Jeffery Simmons and DeAndre Hopkins.

JM: You've now completed three offseason workout phases as a Tennessee Titans rookie receiver. You participated in rookie minicamp, mandatory minicamp, and OTAs. How do you feel you're acclimating to professional football? What was the overall experience like?

Jha'Quan Jackson: It's been a great experience so far. It's an honor to be here. It's the blessing of a lifetime. I've dreamed about playing in the NFL ever since I was a young boy. I've always wanted to be the best player I can be.

Going into that first week of minicamp, I was learning the playbook and getting to know the coaching staff. I was learning about the organization and how the culture wants to function. We had OTAs the following week and that's when they started ramping up my reps.

The reps ramped up once again when I got to mandatory minicamp. By the time minicamp came around, I felt like I knew the playbook inside-out. I was getting my splits right and being a great communicator.

I was seeing coverages faster as well. That first week, you're just trying to get your feet underneath you. It's a new offense so you're trying to do the right things, trying to be in the right spot at the right time.

It goes back to what coach Brian Callahan did with the Cincinnati Bengals. There's a lot of different ways you can scheme things up to get your guy open.

JM: Expanding on that, did you have a "Welcome to the NFL" moment during that first week of practice? Something that made you say wow, this is definitely different?

Jha'Quan Jackson: I mean, that was probably the first time I really got into a huddle (laughs). We didn't huddle in college. We used to get the call from the sidelines. That's where we got our signals from. I could probably mention a few things, but really being in the huddle for the first time was the biggest difference.

JM: I love that (laughs). Wide receivers coach Tyke Tolbert attended your pro day at Tulane. Do you remember your interactions with him at pro day?

Jha'Quan Jackson: I definitely do. It was great. I had great interactions with every member of the Titans I met with throughout the pre-draft process. When coach Tolbert came to Tulane, we spoke before the pro day workout even started. We talked about my background and my family. We didn't even really talk

about football until after the workout.

We got on the white board a little bit. He wanted to see how fast I could recall the offense. He was impressed with what I showed him that day. I recalled the offense to him.

Who would've thought I would be with the Titans, man? Remember Justin, the last time you and I spoke, you told me I was going to be a Titan [at the Senior Bowl] (laughs). That's crazy that you called it in January. It's funny. I'm back with my guy [Tyjae Spears] and a lot of other great players.

It's a great organization with an amazing general manager and head coach. I can't forget the owner Mrs. Amy Adams Strunk. She's an amazing person.

JM: She sure is! I appreciate your kind words. What's your relationship like with coach Tolbert today? How is he helping you get better?

Jha'Quan Jackson: It's been great. It goes beyond coach Tolbert. All of the assistant coaches around him have been great as well. They're always ready and willing to help. You might see the defensive backs coach telling the receivers how the DB might play a route. Everybody wants to help everybody.

It's been nothing but love since the moment I got here, not just from the coaches, but from the veteran receivers as well. Guys like Arden Key, Tony Pollard, Tyjae Spears, and Jeffery Simmons have been trying to help out us rookies.

Everybody is pushing us to be great. From the head coach to the defensive coordinator, it's all of their first seasons in charge. It's a new team and a new organization. It's a new offense and a new defense for everybody, not just for the rookies.

Even the veterans feel like it's a brand new team. Everybody is really starting from square one. It's all about how quickly you can learn

and pick up the scheme. Coach Tolbert has been a great asset for us in that regard.

Coach Tolbert wants us to be the best players we can be. We're working on developing the tools we need to be successful. He coached Darnell Mooney in Chicago, Anquan Boldin, Odell Beckham Jr., Peyton Manning, and so on. He's been around a lot of great players.

JM: He has a terrific resume. One of the biggest challenges any rookie receiver faces is getting used to seeing more press coverage. You didn't see a lot of it at Tulane. How are you managing so far? The Titans have an incredible room of cornerbacks that will challenge you at the line of scrimmage.

Jha'Quan Jackson: That's one of the biggest things when going from college to the NFL. You have guys that are just as fast as you. Everybody is good in this league. You have some guys that lean on football I.Q. and technique. Game speed, tendencies, it's all completely different from college.

At the end of the day, constantly working on your craft is what separates you and makes you better. It goes back to what coach Brian Callahan did with the Cincinnati Bengals. There's a lot of different ways you can scheme things up to get your guy open.

Press coverage doesn't necessarily have to be harder. It's all about knowing who you're up against. If you're going up against L'Jarius Sneed or Chauncey Gardner-Johnson, or somebody like Sauce Gardner, there are different types of players and different ways to win in this league.

It's all about how you prepare yourself for that specific opponent.

JM: Your relationship with Tyjae Spears has been well documented. You guys were best friends and roommates at Tulane. What's it been like to reunite with him?

Jha'Quan Jackson: It's been great. Once I got the call, everybody knew he was at my draft party (laughs). He was right there with me. He thought I was going to get drafted by a different team. We were both so excited when the Titans made that call.

I've been here in Nashville ever since I got drafted. It goes beyond being with Tyjae. I'm loving the city of Nashville. It's nice, calm, and quiet. I'm thankful that I get to wake up and spend almost every day with my best friend.

JM: I love the way you guys are leaning on each other. It goes way beyond football.

I told Tyjae Spears just yesterday when we were together, I probably would have been sad if I got drafted somewhere else. I would've been alone in that city. You can try to make it feel like home wherever you end up, but it's hard when you don't have anybody that you really know in that city. Being with him makes it feel like home.

He told me he was sad a lot last year when he first got to Nashville. Don't get me wrong, he was so happy to be a Titan, but he didn't have anybody from back home here. I don't know what that feels like because I've been lucky enough to have him by my side every step of the way. I can't imagine not having him here with me.

I felt way more confident and better about myself when I got here. I'm talking about life away from football. We can go play top golf or laser golf together. Hey man, let's do something to get you out of the house. He didn't really have that person last year.

We both feel so comfortable right now.

JM: We couldn't be happier for you both. As you continue getting familiar with everybody else on the team, what's your first impressions of Will Levis as a quarterback?

Jha'Quan Jackson: All three quarterbacks have been doing a great job. It's a new offense like I said earlier. We're all hammering down and learning the new system. From the first read to the second and third, it's totally different. Those quarterbacks are learning the playbook to make sure they put the ball in the right position.

That's true for Mason Rudolph as well. Malik Willis is doing a great job every single day. All three of those quarterbacks are competing. They're trying to be the best quarterbacks they can be.

JM: You practiced returning kicks and punts at OTAs. That's something you did frequently at Tulane. Are you hoping to be the starting kick and punt returner this season?

Jha'Quan Jackson: My goal is just to come in every day and go to work. Everything else will work itself out. I'm leaving that up to the coaches. They'll be the ones to make those decisions. They want to put the right guys on the field to help us win games. I try to be the best teammate I can be. I'm pushing myself to be better and I'm pushing my teammates to go harder as well.

JM: We've appreciated your time today. This has been outstanding. You're now on a midsummer break before training camp begins in late July. What are your goals heading into camp?

Jha'Quan Jackson: My main goal is to ensure that I'm both physically and mentally ready for camp. I have to make sure I'm prepared and up to par. This is going to be my first training camp at the NFL level. I'm going to keep my eyes and ears open.

I'm going to be a sponge. We have guys like DeAndre Hopkins, Calvin Ridley, and Tyler Boyd in our receiver room. Those guys are going to help make me a better player. I'm going to listen to all of their tips so I can catch on faster.

Say we have a formation out there with a play-call and concept versus a certain coverage. I know those receivers are going to help me understand what and why our approach is. It's all about those quicker tendencies. I'm trying to learn something in five seconds as opposed to 12 seconds (laughs).

I want to be efficient. That's how you line up fast and play fast.

###

**LA RAMS NOSE TACKLE  
JOSEPH-DAY DONATES  
NEARLY 7,000 MEALS TO  
HELP FIGHT CHILDHOOD  
HUNGER**

**BY FRANK PISCANI  
POCONO RECORD  
MARCH 29, 2021**

Brittney Smith isn't normally one to break down in front of her kids.

But in mid-February, the 35-year-old Houstonian sat atop the stairs to her house at nearly 3 a.m., sobbing. Texas' historic snowstorm had left Smith, a mother of three, without power for days. The temperature inside her house had dropped into the 30s. She knew she had to get her kids somewhere warmer.

Eliminating the possibility of escaping to a storm shelter was the fact her oldest son, Kentory, 17, had tested positive for COVID-19 just before the snowstorm. Luckily, Smith said, she was able to find a motel with heat and power that would offer her family a room where they could also safely quarantine.

Smith arrived at the motel with her three boys at 4 a.m. and waited in her car for over six hours before they could check in. When she finally could, it meant heat and electricity for the first time in days.

When he first saw the news of February's historic and devastating snowstorms in Houston, Sebastian Joseph-Day knew he had to take action. The news of Texans losing power and heat inspired the Stroudsburg native to do what he always has: help others.

Joseph-Day, the starting nose tackle for the Los Angeles Rams, reached out to then-teammate Michael Brockers, who grew up in Houston. More like brothers than teammates, the defensive linemen decided they would join forces off the field to provide support for Houstonians in need.

The Rams' community service team communicated on their behalf with the Houston Texans organization, which connected Joseph-Day and Brockers to Kids' Meals, Inc., a Houston-based charity that aims to end childhood hunger by delivering meals to children whose families are fighting the cycle of poverty and helping parents .

It was with the help of Kids' Meals that Smith made it to the motel.

Donations to Kids' Meals, Smith said, allow struggling parents to focus on finding employment and spend quality time with their children rather than stressing every second about whether there would be food on the table.

Former Los Angeles Rams teammates Sebastian Joseph-Day, No. 69, and Michael Brockers, No. 90, stand together on the sideline before their division round playoff game against the Green Bay Packers at Lambeau Field on Saturday, January 16, 2021. Although the Rams traded since Brockers to the Detroit Lions on March 17, Joseph-Day describes the veteran defensive tackle as his big brother.

"You could not put a price tag on the amount of, you know, strength that gives me," Smith said. "The worst thing I think a parent could go through, other than losing a child, is sitting there watching your children not being able to eat."

Asking for help wasn't easy. Smith worried that admitting she struggled to provide for her children could result in her losing custody of them.

Smith found the courage to seek support two years ago, after years of struggling on her own. In August 2011, Smith escaped from an abusive relationship, but it came at the cost of financial security.

The day she walked into Kids' Meals changed Smith's life. She met chief development and communications officer Cynthia Stielow, who, after hearing Smith's story, told her everything would be all right. Stielow has personally

played a key role in the support Smith receives.

"Cynthia has been more to me like a mother than ... a coordinator at Kids' Meals," Smith said.

With that help, Smith has been able to make major strides professionally. Currently Smith volunteers time at Kids' Meals, but Stielow and the organization have helped Smith improve her resume, build experience and skills in social work and search for jobs.

Smith is actively searching for a job that will allow her to support domestic violence victims.

On March 2, Joseph-Day and Brockers donated nearly 7,000 meals to Kids' Meals.

"Kids growing up, man, that shouldn't be their worries at all," Joseph-Day said. "Their worry shouldn't be next time they're going to eat a meal."

Relieving that worry allows kids like Smith's to focus instead on living their lives. Kentory, a senior in high school who loves video games and soccer, has been better able to pour energy into pursuing his goal of becoming an underwater welder.

Smith described seven-year-old Dorrian as inquisitive, art-loving and a perfectionist. Smith's youngest, four-year-old Jordan, loves motorcycles, four-wheelers and race cars. With food in their bellies, Dorrian and Jordan have the freedom to be little kids who can play outside and color and spend time with their mom when she's off work.

'Use your blessings to bless others:' The origin story of Joseph-Day's volunteer work

Even before he became an NFL player equipped with the resources of a professional athlete, Sebastian Joseph-Day always stood out among football players.

Sure, his talent was obvious, but the 2013 Stroudsburg High School graduate's welcoming personality, booming laugh and radiant smile set him apart from all other high schoolers. It was clear that even as a teenager Joseph-Day, also known as "Bash," was a role model to those around him.

"He was just such a great presence in the school," Stroudsburg High School principal Jeffrey Sodl said. "He just was kind of an inspiration to a lot of people."

Joseph-Day took the younger guys under his wing, creating a fun environment by always joking around but also offering help to anyone who needed it. Jim Miller, who coached Joseph-Day in football from seventh through ninth grade and all four years of high school track, added that Joseph-Day's willingness to help others also extended off the field.

Whether it be in school or outside of school, academically or athletically, Joseph-Day actively sought to help others and become involved in the community. He participated in Best Buddies, a nonprofit that seeks to create friendship and learning opportunities for those with intellectual and developmental disabilities.

While it was his kindness that others noticed, his size certainly played a role in highlighting it.

The image sticks in Sodl's mind today. Joseph-Day, the massive defensive lineman, reading a princess book to the elementary school student sitting on his lap when he volunteered at book fairs.

To help his wife, who organized the book fairs at B.F. Morey Elementary School, Sodl asked varsity athletes to volunteer and help spark young students' interest in reading. Joseph-Day was always among the first to sign up.

In addition to reading to the young students, Sodl said Joseph-Day would help students pick out books

and even help out the kids who didn't have money to buy one.

"He was always a very giving person," Sodl said.

When it comes to his charity work, Joseph-Day credits his family and faith for forming his passion for volunteering. One particular piece of advice from his father has stuck with him: "Always use your blessings to bless others."

That single piece of advice has most fueled the former Mountaineer's passion for charity and volunteering, which Joseph-Day focused in on helping youth.

"They're the future of this country," Joseph-Day said. "I just want to help them succeed as much as they can."

Empowering the future through authentic philanthropy

After seeing the news of the suffering the snowstorm caused in Houston, there was never a question in Joseph-Day's mind about what he'd do next. It was simply a matter of figuring out how to support kids in Houston.

His donation with Brockers to Kids' Meals came during a massive outpouring of global support for the Houston charity. Kids' Meals CEO Beth Harp said the organization now provides about 7,400 meals every weekday, with the COVID-19 pandemic forcing many more families to need the support. The snowstorm caused Kids' Meals to lose power, spoiling its inventory of perishables.

Combined with dangerous road conditions and staff members suffering from their own losses of water and electricity, Kids' Meals was unable to make deliveries for four days. Donations from all over the world like that from Joseph-Day and Brockers completely replenished Kids' Meals' shelves.

"It was just like Heaven's gates opening, it was amazing," Harp said. "A real tribute to the American spirit."

"I hope his hometown is proud," Stielow added. "That is just an authentic philanthropist."

Part of that authenticity is his efforts to be involved by volunteering his own time.

The fourth-year Rams defender comes home whenever he can, even though the COVID-19 pandemic has made that difficult. He planned to organize his own camp over the summer but was unable to with the pandemic. Joseph-Day said he still hopes to organize something similar in the future.

Most recently in Monroe County, Joseph-Day donated an autographed game-worn jersey to Big Brothers Big Sisters NEPA for a February fundraising auction. An acquaintance of Miller's asked him to text Joseph-Day to see if he could contribute, and Joseph-Day responded with an enthusiastic "yes" almost immediately.

"I don't even think he questioned it," Miller said. "He just, you know, got a jersey to them and that was it."

Miller's right that Joseph-Day acts without hesitation when it comes to charity, but there is one question he asks.

"If I don't do it, then who else, you know?" Joseph-Day said. "That's kind of just my mindset about it."

###



## **HOW THE RAMS’ SEBASTIAN JOSEPH-DAY PLANS TO TACKLE THE LOCAL FOOD SCENE**

**BY RICHARD GUZMAN  
LOS ANGELES DAILY NEWS  
JANUARY 1, 2021**

As a nose tackle for the Los Angeles Rams, Sebastian Joseph-Day’s only goal is to devour quarterbacks and chew up his opponents on the gridiron.

Off the field, however, the food-loving defensive lineman is looking to tackle the local restaurant scene with a new YouTube food show called “Dine & Bash,” which not only puts the spotlight on food, but also on the stories behind the kitchens.

“Every storefront has a story and I think what people sometimes don’t realize is that the people who have these restaurants and have these food places, they have amazing stories and they went through so much to become successful,” the 25-year-old athlete said a few days before the Jan. 1 premiere of his new digital series.

On the show, Joseph-Day, whose nickname is “Bash,” will check out local Los Angeles mom and pop restaurants as well as well-known L.A. gems to look at the dishes that define each place and learn about each restaurant’s unique L.A. story.

“My thought was why not? Especially in these COVID times, why not connect with the community and share the stories of the amazing owners of these restaurants?” he said.

While he’s known for football, Joseph-Day’s passion for food came from his mother, whose cooking made her famous among his friends.

“Both my parents are from Haiti and when my mother was going to school she actually studied culinary arts and cooking, so she’s a very good cook and growing up she

always made amazing meals,” he said.

It was so good that when he came back home from college, all of his local friends would hit him up right away to see if they could come over, not so much to see him but to eat her food, he said.

For Joseph-Day, that also exemplified how food and community are intertwined, which is a driving force behind his show.

“I want everyone to see the hard work and dedication that it takes to run a restaurant, and not only that but to know that people have gone through all these things and made it, and have done a great job and made it through adverse situations and followed their dreams,” he said.

Since it’s being filmed during the pandemic, Joseph-Day has to follow strict social distancing protocols set by the NFL.

So for now he’s meeting restaurant owners via Zoom. A film crew then goes out to the restaurants and films the chefs in their kitchens while Joseph-Day hosts the show from a separate studio, where he eats some of the food his crew brings back from the restaurants.

“I try their food and then I give it the Bash stamp of approval,” he said.

So far he’s being tight-lipped about which L.A. spots they visited, but in the first episode the crew visits The Sanniche Shop in Inglewood. And from his studio, Joseph-Day digs into a turkey sandwich and the house specialty, the Lucy Mae chicken sandwich, while talking about the restaurant’s goal of bringing healthier food to the community.

“The one thing I’ve learned is that there are so many unique stories. It’s really cool,” he said. “I don’t want to give anything away but some of the stories are so inspirational about how these restaurants became what they are. I’m just excited to share these stories,” he said.

He was also excited to share the news with his mom, since she wasn’t aware he was doing a food show until he called her during the first episode to tell her all about it.

“She didn’t know so it was my first time telling her and she was a little confused but it was funny. I was trying to show my personality a little bit more because when you play football all people see is the helmet and pads, so it’s really cool to be able to show who I am as well,” he said.

###

**HOW THE RAMS’  
SEBASTIAN JOSEPH-DAY  
PLANS TO TACKLE THE  
LOCAL FOOD SCENE**

**BY RICHARD GUZMAN  
LOS ANGELES DAILY NEWS  
JANUARY 1, 2021**

As a nose tackle for the Los Angeles Rams, Sebastian Joseph-Day’s only goal is to devour quarterbacks and chew up his opponents on the gridiron.

Off the field, however, the food-loving defensive lineman is looking to tackle the local restaurant scene with a new YouTube food show called “Dine & Bash,” which not only puts the spotlight on food, but also on the stories behind the kitchens.

“Every storefront has a story and I think what people sometimes don’t realize is that the people who have these restaurants and have these food places, they have amazing stories and they went through so much to become successful,” the 25-year-old athlete said a few days before the Jan. 1 premiere of his new digital series.

On the show, Joseph-Day, whose nickname is “Bash,” will check out local Los Angeles mom and pop restaurants as well as well-known L.A. gems to look at the dishes that define each place and learn about each restaurant’s unique L.A. story.

“My thought was why not? Especially in these COVID times, why not connect with the community and share the stories of the amazing owners of these restaurants?” he said.

While he’s known for football, Joseph-Day’s passion for food came from his mother, whose cooking made her famous among his friends.

“Both my parents are from Haiti and when my mother was going to school she actually studied culinary arts and cooking, so she’s a very good cook and growing up she

always made amazing meals,” he said.

It was so good that when he came back home from college, all of his local friends would hit him up right away to see if they could come over, not so much to see him but to eat her food, he said.

For Joseph-Day, that also exemplified how food and community are intertwined, which is a driving force behind his show.

“I want everyone to see the hard work and dedication that it takes to run a restaurant, and not only that but to know that people have gone through all these things and made it, and have done a great job and made it through adverse situations and followed their dreams,” he said.

Since it’s being filmed during the pandemic, Joseph-Day has to follow strict social distancing protocols set by the NFL.

So for now he’s meeting restaurant owners via Zoom. A film crew then goes out to the restaurants and films the chefs in their kitchens while Joseph-Day hosts the show from a separate studio, where he eats some of the food his crew brings back from the restaurants.

“I try their food and then I give it the Bash stamp of approval,” he said.

So far he’s being tight-lipped about which L.A. spots they visited, but in the first episode the crew visits The Sannicche Shop in Inglewood. And from his studio, Joseph-Day digs into a turkey sandwich and the house specialty, the Lucy Mae chicken sandwich, while talking about the restaurant’s goal of bringing healthier food to the community.

“The one thing I’ve learned is that there are so many unique stories. It’s really cool,” he said. “I don’t want to give anything away but some of the stories are so inspirational about how these restaurants became what they are. I’m just excited to share these stories,” he said.

He was also excited to share the news with his mom, since she wasn’t aware he was doing a food show until he called her during the first episode to tell her all about it.

“She didn’t know so it was my first time telling her and she was a little confused but it was funny. I was trying to show my personality a little bit more because when you play football all people see is the helmet and pads, so it’s really cool to be able to show who I am as well,” he said.

###

## **LA RAMS NOSE TACKLE JOSEPH-DAY DONATES NEARLY 7,000 MEALS TO HELP FIGHT CHILDHOOD HUNGER**

**BY FRANK PISCANI  
POCONO RECORD  
MARCH 29, 2021**

Brittney Smith isn't normally one to break down in front of her kids.

But in mid-February, the 35-year-old Houstonian sat atop the stairs to her house at nearly 3 a.m., sobbing. Texas' historic snowstorm had left Smith, a mother of three, without power for days. The temperature inside her house had dropped into the 30s. She knew she had to get her kids somewhere warmer.

Eliminating the possibility of escaping to a storm shelter was the fact her oldest son, Kentory, 17, had tested positive for COVID-19 just before the snowstorm. Luckily, Smith said, she was able to find a motel with heat and power that would offer her family a room where they could also safely quarantine.

Smith arrived at the motel with her three boys at 4 a.m. and waited in her car for over six hours before they could check in. When she finally could, it meant heat and electricity for the first time in days.

When he first saw the news of February's historic and devastating snowstorms in Houston, Sebastian Joseph-Day knew he had to take action. The news of Texans losing power and heat inspired the Stroudsburg native to do what he always has: help others.

Joseph-Day, the starting nose tackle for the Los Angeles Rams, reached out to then-teammate Michael Brockers, who grew up in Houston. More like brothers than teammates, the defensive linemen decided they would join forces off the field to provide support for Houstonians in need.

The Rams' community service team communicated on their behalf with the Houston Texans organization, which connected Joseph-Day and Brockers to Kids' Meals, Inc., a Houston-based charity that aims to end childhood hunger by delivering meals to children whose families are fighting the cycle of poverty and helping parents .

It was with the help of Kids' Meals that Smith made it to the motel.

Donations to Kids' Meals, Smith said, allow struggling parents to focus on finding employment and spend quality time with their children rather than stressing every second about whether there would be food on the table.

"You could not put a price tag on the amount of, you know, strength that gives me," Smith said. "The worst thing I think a parent could go through, other than losing a child, is sitting there watching your children not being able to eat."

Asking for help wasn't easy. Smith worried that admitting she struggled to provide for her children could result in her losing custody of them.

Smith found the courage to seek support two years ago, after years of struggling on her own. In August 2011, Smith escaped from an abusive relationship, but it came at the cost of financial security.

The day she walked into Kids' Meals changed Smith's life. She met chief development and communications officer Cynthia Stielow, who, after hearing Smith's story, told her everything would be all right. Stielow has personally

played a key role in the support Smith receives.

"Cynthia has been more to me like a mother than ... a coordinator at Kids' Meals," Smith said.

With that help, Smith has been able to make major strides professionally. Currently Smith volunteers time at Kids' Meals, but Stielow and the organization have helped Smith improve her resume, build experience and skills in social work and search for jobs.

Smith is actively searching for a job that will allow her to support domestic violence victims.

On March 2, Joseph-Day and Brockers donated nearly 7,000 meals to Kids' Meals.

"Kids growing up, man, that shouldn't be their worries at all," Joseph-Day said. "Their worry shouldn't be next time they're going to eat a meal."

Relieving that worry allows kids like Smith's to focus instead on living their lives. Kentory, a senior in high school who loves video games and soccer, has been better able to pour energy into pursuing his goal of becoming an underwater welder.

Smith described seven-year-old Dorrian as inquisitive, art-loving and a perfectionist. Smith's youngest, four-year-old Jordan, loves motorcycles, four-wheelers and race cars. With food in their bellies, Dorrian and Jordan have the freedom to be little kids who can play outside and color and spend time with their mom when she's off work.

'Use your blessings to bless others:' The origin story of Joseph-Day's volunteer work

Even before he became an NFL player equipped with the resources of a professional athlete, Sebastian Joseph-Day always stood out among football players.

Sure, his talent was obvious, but the 2013 Stroudsburg High School graduate's welcoming personality, booming laugh and radiant smile set him apart from all other high schoolers. It was clear that even as a teenager Joseph-Day, also known as "Bash," was a role model to those around him.

"He was just such a great presence in the school," Stroudsburg High School principal Jeffrey Sodl said. "He just was kind of an inspiration to a lot of people."

Joseph-Day took the younger guys under his wing, creating a fun environment by always joking around but also offering help to anyone who needed it. Jim Miller, who coached Joseph-Day in football from seventh through ninth grade and all four years of high school track, added that Joseph-Day's willingness to help others also extended off the field.

Whether it be in school or outside of school, academically or athletically, Joseph-Day actively sought to help others and become involved in the community. He participated in Best Buddies, a nonprofit that seeks to create friendship and learning opportunities for those with intellectual and developmental disabilities.

While it was his kindness that others noticed, his size certainly played a role in highlighting it.

The image sticks in Sodl's mind today. Joseph-Day, the massive defensive lineman, reading a princess book to the elementary school student sitting on his lap when he volunteered at book fairs.

To help his wife, who organized the book fairs at B.F. Morey Elementary School, Sodl asked varsity athletes to volunteer and help spark young students' interest in reading. Joseph-Day was always among the first to sign up.

In addition to reading to the young students, Sodl said Joseph-Day would help students pick out books

and even help out the kids who didn't have money to buy one.

"He was always a very giving person," Sodl said.

When it comes to his charity work, Joseph-Day credits his family and faith for forming his passion for volunteering. One particular piece of advice from his father has stuck with him: "Always use your blessings to bless others."

That single piece of advice has most fueled the former Mountaineer's passion for charity and volunteering, which Joseph-Day focused in on helping youth.

"They're the future of this country," Joseph-Day said. "I just want to help them succeed as much as they can."

Empowering the future through authentic philanthropy

After seeing the news of the suffering the snowstorm caused in Houston, there was never a question in Joseph-Day's mind about what he'd do next. It was simply a matter of figuring out how to support kids in Houston.

His donation with Brockers to Kids' Meals came during a massive outpouring of global support for the Houston charity. Kids' Meals CEO Beth Harp said the organization now provides about 7,400 meals every weekday, with the COVID-19 pandemic forcing many more families to need the support. The snowstorm caused Kids' Meals to lose power, spoiling its inventory of perishables.

Combined with dangerous road conditions and staff members suffering from their own losses of water and electricity, Kids' Meals was unable to make deliveries for four days. Donations from all over the world like that from Joseph-Day and Brockers completely replenished Kids' Meals' shelves.

"It was just like Heaven's gates opening, it was amazing," Harp said. "A real tribute to the American spirit."

"I hope his hometown is proud," Stielow added. "That is just an authentic philanthropist."

Part of that authenticity is his efforts to be involved by volunteering his own time.

The fourth-year Rams defender comes home whenever he can, even though the COVID-19 pandemic has made that difficult. He planned to organize his own camp over the summer but was unable to with the pandemic. Joseph-Day said he still hopes to organize something similar in the future.

Most recently in Monroe County, Joseph-Day donated an autographed game-worn jersey to Big Brothers Big Sisters NEPA for a February fundraising auction. An acquaintance of Miller's asked him to text Joseph-Day to see if he could contribute, and Joseph-Day responded with an enthusiastic "yes" almost immediately.

"I don't even think he questioned it," Miller said. "He just, you know, got a jersey to them and that was it."

Miller's right that Joseph-Day acts without hesitation when it comes to charity, but there is one question he asks.

"If I don't do it, then who else, you know?" Joseph-Day said. "That's kind of just my mindset about it."

###

**ARDEN KEY IS SET TO PLAY CRITICAL ROLE FOR TITANS' DEFENSE, WRITES MIKE HERNDON**

**BY MIKE HERNDON,  
COLUMNIST  
PAULKUHARSKY.COM  
AUGUST 2, 2023**

NASHVILLE, Tenn. -- It has been impossible not to notice Arden Key early in Titans' training camp.

When the free agent addition isn't popping up in the backfield again... and again... and again, he's – loudly – rooting on his defensive teammates and chirping at the offense. His energy level is intense and unrivaled among players on both the current Titans squad and any other version of the team that I've covered over the past six years.

Key brings an easy smile, a big personality, and a loud voice to a team that has sometimes lacked that type of presence. Defensive coordinator Shane Bowen talked on Tuesday about him being able to bring some teammates along, which can be an asset for a team over the grind of a 17-game season.

Of course, being loud and energetic means nothing if there isn't production to go along with it. Practice sacks don't count, but if they did, Key would probably already be ready to renegotiate his contract. His current running total – as estimated by Key and Austin Stanley of AtoZ Sports – is now at 14 through his first five training camp practices in Tennessee, including a seven-sack day last Friday.

Speaking of Key's contract, it's worth noting that he received the most guaranteed money (\$13 million) of any of the Titans' veteran additions this offseason, including DeAndre Hopkins (\$10.98 million) and the man often tasked with blocking him in camp, Andre Dillard (\$10 million). That's a pretty clear indication of how Ran Carthon and Mike Vrabel viewed

him as a free agent and it makes him one of a very short list of Titans players who are virtually guaranteed to be on the roster in 2024.

Key was the first name I mentioned back in February when I previewed the market for edge rushers. As I wrote then:

“The best options aren't big names, but could be good investments, starting with Arden Key, who saw his career get revived in San Francisco in 2021 and then provided good value as a rotational rusher for the Jaguars last season.

His 18.1 percent win rate was 15th among 49 edge rushers with at least 325 pass rush snaps last season, sandwiched between Montez Sweat and teammate Josh Allen. He'll be 27 next season and seems to still be ascending as a player at the NFL level after a slow start to his career.”

Key's career has become quite a redemption story. After breaking out with 11 sacks as a sophomore at LSU, he was largely viewed as a future first-round pick. Injuries and off-field issues, which included him checking into rehab for marijuana addiction, dropped his draft stock in 2017, leading to him being selected by the Raiders in the third round with the 87th overall pick.

In Oakland, he was thrown directly into the fire, playing more than 50 percent of snaps in 13 of 16 games as a rookie for the league's worst defense. Key struggled to produce, notching just one sack despite heavy playing time.

He was reduced to a rotational role in 2019 and had his season ended early by a foot fracture, producing no sacks and just 12 total pressures by PFF charting. After getting healthy before the start of the 2020 season, Key remained in a depth role, contributing two sacks in over 14 games. Before the start of the 2021 NFL draft, Key was released by the Raiders.

Key's time with the Raiders was clearly a failure, but there are some advanced numbers that suggested

the career rebirth that we've seen over the past two years was coming. His pass rush win rate, again as charted by PFF, went from 9.1 percent in 2018 (60th among 109 qualified edge rushers) to 11.2 percent in 2019 (38th out of 118) to 11.6 percent in 2020 (36th out of 117).

Next came an extremely smart move by Key.

He signed a one-year, \$1 million contract to go play under defensive line guru Kris Kocurek in San Francisco, a man widely viewed as the best in the business at developing young pass rushers. Despite playing just 35 percent of defensive snaps on a loaded defensive line that also featured Nick Bosa, Arik Armstead, Samson Ebukam, and D.J. Jones, Key produced career highs in sacks (6.5), total pressures (39), QB hits (14), and pass rush win rate (11.8 percent) while lining up all over the 49ers' defensive front.

That breakout season earned him a pay raise, and he signed a one-year, \$4 million contract in Jacksonville, where again, he found himself in a rotational role behind Josh Allen and first overall pick Travon Walker. Like in San Francisco, Jaguars defensive coordinator Mike Caldwell deployed Key all over the defensive line, giving him almost 100 snaps as an interior rusher as well as his rotational spot on the edge. Key's performance continued to improve, setting yet another career-best mark in pass rush win rate at 13.8 percent to go along with 51 total pressures and 13 QB hits.

While in Jacksonville, Key also produced the highest PFF run defense grade that he's earned in his career at 75.1, good for 17th among edge rushers, something that the Titans will want to see expanded as he transitions into more of a full-time role.

There is good reason to believe that Key's best football may be ahead of him as well. He's still just 27 years old, and by his own self-admission,



has grown a lot over the course of his five-year NFL career.



While talking to the media – and teammate Azeez Al-Shaair – on Tuesday, Key claimed that he “used to be fat” during his time in San Francisco, something he’s focused on during training over the last two offseasons. His performance in training camp to this point indicates that the increased focus on conditioning has paid off for the talented edge rusher.

What will be fascinating to watch as the season begins is how the Titans choose to deploy their pass rush pieces. Both Denico Autry and Key have inside-outside versatility from a rush standpoint as Key has primarily lined up as a defensive tackle on third downs for both the 49ers and Jaguars the last two seasons. That’s something Autry has done frequently since signing with Tennessee in 2021. In fact, Key mentioned Autry last week as a guy who he’s studied and modeled some of his game after even before joining him with the Titans.

That versatility should allow Bowen to hunt matchups throughout the season and keep defenses from knowing where any of the Titans’ top pass rushers might be lining up consistently.

To get a feel for Key as a player, let’s look at some snaps from last season in Jacksonville, starting with his usage as an interior pass rusher. This first clip features Key lined up in as a three-technique in the gap between the left guard and left tackle. He uses an impressive chop-swim combo to beat Dalton Risner and sack Russell Wilson.

Here is another similar rep.

Key’s positioning is even wider here as he’s lined up outside of Titans’ right tackle Nicholas Petit-Frere, but he quickly jumps inside and uses another swim move to beat Jordan

Roos and flush Josh Dobbs from the pocket. Key was a menace in both matchups against Tennessee last year.

While I think he’s most effective rushing from inside, Key can also create pressure as a traditional edge rusher. Here, he beats Broncos left tackle Calvin Anderson with a nice cross-chop move, forcing a rushed throw from Wilson.

And here, he uses his hands to get inside leverage against Cowboys left tackle Tyler Smith and pushes his way all the way to a sack of Dak Prescott.

As I mentioned above, Key scored highly as a run defender last season and the tape backs it up. He only played limited snaps on early downs, but when he was out there, he was effective at setting the edge as he does here against Tyler Smith. This is textbook from Key here.

I’ll finish with something that was a bit of a surprise for me when I really cut on the Key tape... his motor and instincts are outstanding. Here, he flashes high-level awareness as he notices the back leaking out for a screen during his pass rush, redirects, and breaks up the play, nearly grabbing a one-handed interception in the process.

Key’s motor was non-stop on tape, constantly making plays like the one below where he chases down a screen from the backside of the play and puts a massive hit on Chargers running back Joshua Kelly.

Key’s fit into this defense is excellent, especially from a pass-rush standpoint. No team likes to use games and stunts up front more than the Titans and Key should thrive in that scheme with his athleticism benefitting from playing with two of the best “pickers” in the NFL in Jeffery Simmons and Autry.

I’d describe Key’s game as a mash-up of Landry and Autry, bringing some elements of Landry’s athleticism and Autry’s length and power to the table for a unique blend of skills.

The Titans’ ability to mix and match where Simmons, Autry, Landry, and Key all line up along with the talent level of those four players give Mike Vrabel’s defense one of the best fronts in the NFL heading into 2023, and early returns on Key suggest that we all may be underrating what this group could be.

###

## HOW TITANS RETURN MAN MASON KINSEY'S LIFE CHANGED TUESDAY

*BY PAUL KUHARSKY  
PAULKUHARSKY.COM  
DECEMBER 12, 2024*

NASHVILLE, Tenn. – Mason Kinsey was very conscious of the time on Tuesday.

"I was checking my phone all day, like "Please, please, please, please," he said. "Then I was with my fiance and I was like, 'Hey, check your phone, what time is it? And she said, "4:03" and I was like, 'We made it!'"

When a player is on an NFL roster at Tuesday 4 p.m. CT, it ensures he is paid for the week.

But this week for Kinsey, it was more important than that.

It meant he was on the 53-man roster for a third game, and three games make for a credited season. Three credited seasons with five years of service make him fully vested. Fully vested NFL veterans get a wide array of benefits.

Life-changing benefits for an undrafted rookie who came out of Berry College in 2020, was released from New England's practice squad twice and has been waived by the Titans on seven different occasions.

"It's awesome," he said. "Now I have the pension plan, which goes from being nothing to a decent amount of money per month when I turn 55 which is damn near a mortgage for a house, you know what I mean? With the health benefits and insurance, I recently just got engaged, and being able to put my future wife on insurance that will last after football, that's an expense I won't necessarily have to worry about. You're eligible for severance pay, so there is some money to be given out the first year that you're done with football.

"From my perspective, I think about getting a game check (for the weeks

I've been active, currently about \$55,000), just from being a p-squad guy a lot of my career. The money that you see in the long run, is 10-fold or more the amount of a game-check so it's more of a long-game goal that I've really focused on and hoped for, 'Man, I really want to get this.' To finally be able to get it, it's definitely a blessing."

Here is Kinsey with details of the puzzle that makes him vested when on the Titans' roster passed out Thursday he's listed as a second-year player:

"My rookie year was Covid, so you only needed one game to get a credited season, and I got cut. I was in New England, didn't get a game, they released me around Thanksgiving. They were out of playoff contention a week or two later and they called a bunch of guys up to get a credited season. So technically I was one game short my rookie year.

"My second year, I played in two games, so I was one short my second year.

"My third year I played in two games, so I was one game short my third year.

"Then last year I played six.

"Then this will be three this year.

"So I got my credited seasons from last year and this year. And they're going to go back and count 2022 as credited, which gives me the pension, the 401k, all the health insurance, the severance pay, all that stuff.

They give me 2022, because technically one of the rules is to become fully vested you have to have three credited seasons or five years of service, and when you have five years of service – just because the average NFL career is what, two years, two and a half years, whatever it is – once you get to that five years of service they go back and give you one of your practice squad years and count it as a credited season.

"I don't know necessarily why, I just know that's a rule and I'm glad that it is one. They will give you back your latest practice squad year.

"And they go back and they match your 401k, which is probably the biggest part, because they match it two-to-one. If you're a practice squad guy or a rookie they only match two to one up to \$1,500, the max you can get is three grand. If you get a credited season, they two-to-one match it to the max.

"From 2021, 22, 23, 24 I've maxed it out every year so they've got to go back and give me all that.

"In 2022, I want to say the max you could put in there was \$19,000 or 20,000 so I maxed it out then, so they owe me \$40,000, they already put \$3,000 in there so technically they owe me \$37,000.

"My first two years I was just struggling to stay in it, but around 2022 I became aware of all of this.

"Now I need to find something else to chase. I played six games last year, hopefully I can play these last few this year. Next year shoot to play the whole year. And an explosive return, punt return touchdown. We want to go get this one for Cally (Brian Callahan) and Colt (Anderson)."

###

**TITANS BIRTHDAY BOY  
HAROLD LANDRY AIMS  
TO CELEBRATE ALL  
YEAR IN 2024**

**BY JIM WYATT  
TENNESSEETITANS.COM  
JUNE 5, 2024**

NASHVILLE – Harold Landry smiled when wished a happy birthday.

It's today, in fact.

"How old am I?," Landry said. "28."

The Titans edge rusher seemed to bristle a bit seconds later on Wednesday when asked about his knee, which he now considers a thing of the distant past.

"I don't even know how long it's been (since surgery), it's been so long," he said. "That's an afterthought. It's all good."

It's been nearly two years since Landry suffered a torn ACL just weeks before the 2022 season, a year he spent on Injured Reserve.

Heading into 2024, Landry said his focus is on having the best season of his NFL career.

A second-round pick of the Titans in the 2018, Landry is now the longest tenured Titan, something he can hardly believe.

"It's crazy," said Landry, smiling again. "Obviously it's a great thing when you can be with one organization for that period of time. I am really just taking it one year at a time. I feel that is a pretty cool achievement, to be the longest tenured Titan.

"But I am just focused on trying to go out there and have a career year this year."

Landry tallied 10.5 sacks and 48 quarterback pressures in 2023, after spending the entire 2022 season on IR. Prior to the injury, Landry recorded 12 sacks and 49 pressures in 2021.

This offseason, Landry said his training has been great, and he's on the same page with his new coaches and teammates.

"Play in and play out," Landry said, "I want to be a consistent, impact player, and that is what I am focusing on this year, going out and cutting it loose and trying to make an impact day in and day out."

Landry made it clear the locker room is in a good place as well.

"I'll just say I feel like the energy right now is at an all-time high, whether that's in meetings or on the field," Landry said. "There's a lot of excitement in the building with all the new faces. I feel like we have so much talent, and that's what I feel like the excitement is around – the potential.

"The energy is at an all-time high and we're just focused on getting all the details down and going out there stacking days. ... This could be an awesome year."

###

**TITANS PASS RUSHER  
HAROLD LANDRY III  
TURNS IN 1 OF NFL'S BEST  
COMEBACK SEASONS  
AFTER TORN ACL**

**BY TERESA M. WALKER  
ASSOCIATED PRESS  
JANUARY 5, 2024**

NASHVILLE, Tenn. (AP) — Tennessee pass rusher Harold Landry III has produced a comeback season for the decades.

Fresh off earning a Pro Bowl nod with his best season yet to earn a five-year contract extension, Landry was poised for a strong follow-up. Except the outside linebacker tore an ACL days before the 2022 season opener. With a full year for recovery, Landry returned for the 2023 opener.

Now Landry has 10 1/2 sacks. That makes him just the third NFL veteran since 1982 (when the sack became an official individual statistic) and first since 2001 to miss an entire season and return with at least 10 sacks the next.

Joe Johnson did it in 2000 with 12 sacks for New Orleans before Charlie Clemons had 13 1/2 sacks — also for the Saints — in 2001.

“It definitely feels good knowing all the work that I put in is paying off,” Landry said.

Getting back to this level wasn't easy after what Landry called an injury and recovery that “probably was the hardest thing that I've had to go through in my life.” The slow start to this didn't help, and Landry credits his wife and two sons for being his best support.

“It just hurts when you're not seeing the results just yet,” Landry said.

Better yet? Most of Landry's production has come since Week 6.

Landry had only one sack and a tackle for loss when the Titans flew to London to play Baltimore, and that's where the 41st overall pick of

the 2018 draft started looking like himself. Tennessee lost, but Landry had his second sack of the season and a pair of tackles for loss.

“I just feel like it kind of just started to click for me and I was able to improve each week and kind of get back into the groove playing like the player that I know I can be for this organization,” Landry said.

Landry has been one of the NFL's best-producing pass rushers ever since.

He is tied for sixth in the NFL with 9 1/2 sacks and tied for third in the league with 13 tackles for loss with Maxx Crosby of the Raiders and Khalil Mack of the Chargers since Week 6. Only Cleveland's Jeremiah Owusu-Koramoah (15) and Tampa Bay's Lavonte David (14) have had more.

As the Titans (5-11) conclude this season on Sunday against Jacksonville (9-7), Landry is second in sacks only to Pro Bowl alternate Denico Autry, who has a career-high 11 1/2 sacks.

They give the Titans the NFL's only team with two defenders with double-digit sacks. Only 10 teams have more than Tennessee's 45 sacks, up from 39 last season and the franchise's highest total since having 55 in 2000.

Titans coach Mike Vrabel says he just likes where Landry is at with his maturity, consistency, daily approach and work ethic.

“He does a lot of different things for us,” Vrabel said. “I think that he's really factored in, I think, starting to feel better, cutting it loose. And happy for whatever personal success that he has or making a bunch of plays and helping us out.”

Landry ranks fifth on the Titans in total tackles (69), third with 46 quarterback pressures and his 14 tackles for loss are a team-high. He's been at his best in the final 15 minutes where he has gotten 8 1/2 of his sacks.

It helps having Autry, having a career-year with 11 1/2 sacks and 28 1/2 in his three seasons with Tennessee. Landry wouldn't mind joining Autry by finishing off this season with a couple more sacks and a win.

“You always want to set personal records from a production standpoint,” Landry said. “And if I go out there and handle my business from a production standpoint, all that does is help the team find a way to get a win.”

###

**HAROLD LANDRY  
"ECSTATIC" TO BE BACK  
ON THE FIELD FOR  
TITANS**

**BY JIM WYATT  
TENNESSEETITANS.COM  
JULY 28, 2023**

NASHVILLE – Harold Landry stepped up to the podium on Friday after practice, and the big smile on his face said it all.

"I'm excited to be here for sure," the Titans edge rusher said. "It's been awesome. Being away from the game as long as I have, missing all of last year, obviously you miss making plays in front of fans at the games because, you know, that feeling is euphoric.

"But honestly, being away for that long, you start to appreciate it and miss it even more, just like coming out on the practice field and hearing Jeff (Simmons) talk (trash), or just hearing your guys joking around. But everybody is just out here grinding and having a good time. ... I'm ecstatic to be back."

Landry, who tore his ACL leading up to last season, didn't take part in OTAs or the minicamp during the offseason.

But on the first day of training camp, Landry was on the field with his teammates, without a knee brace.

And, he feels great.

"What happened was I tore it a while ago," Landry said of the knee. "And now it's damn near perfect."

A second-round pick of the Titans in the 2018 NFL Draft out of Boston College, Landry made it to his first Pro Bowl in 2021 after racking up 12 sacks and 49 quarterback pressures.

The sack total ranked 10th in the NFL and led the team, and it finished off a four-year stretch in which Landry accumulated a team-high 31 sacks, the second-highest total by a Titans/Oilers player in his

first four NFL seasons since 1982, when individual sacks became an official NFL statistic 1982 (37 by Jevon Kearse).

He was looking forward to picking up where he left off before the injury.

A year later, he's champing at the bit for the 2023 season to begin.

Landry still has time to work, but the worst is behind him.

"It's a long process, and throughout it you're definitely frustrated a little bit because there's times you're doing everything you can and you feel like you're kind of staying the same," Landry said. "Then out of nowhere, you just stick to the plan, trust the people you're working with and you make those jumps.

"Now, being where I'm at, it feels great. I don't even think about it when I'm out on the field. It's awesome, so kudos to all the people I've been working with and all the time and energy because it feels great."

Is there a chance he could come back better than ever?

Landry said he's been motivated by seeing others return in grand fashion after an ACL injury.

"I'm definitely stronger, more explosive for sure, faster," Landry said. "I mean, I would say I'm most definitely just more strict on my diet because I'm into that stuff and I was doing everything possible to make my knee feel better the next day.

"... Expectations are high, you know what I am saying? I worked my ass off to get to this point, and the people here have helped me so much. I feel great."

###



**ON THE DAY HAROLD  
LANDRY SIGNED HIS  
LUCRATIVE NEW  
CONTRACT, THE TITANS  
OLB SAID HE'S INDEBTED  
TO THOSE WHO HELPED  
HIM REACH SUCCESS**

**BY JIM WYATT  
TENNESSEETITANS.COM  
MARCH 10, 2022**

NASHVILLE – Harold Landry III strolled down the hallway at Saint Thomas Sports Park on Thursday, his two young boys on the move in front of him, his wife doing her best to keep them under control, and happy.

Landry, on the day he signed his lucrative contract extension with the Titans, had plenty of reasons to be thankful.

He started with his wife, Danielle, for helping him reach success.

"I wouldn't be here signing this contract today without her," Landry said of his wife. "Everything she does for me, it is incredible, really, how she raises our kids, how she makes sacrifice after sacrifice to make sure I am able to handle my business with football. I am extremely thankful for her, and what she has done for me.

"She deserves so much credit for me being here today."

Landry, a second-round pick of the Titans in the 2018 NFL Draft out of Boston College, inked his new deal on Thursday before holding a press conference at the team's training facility. The outside linebacker earned his new deal with the team after racking up 12 sacks and 49 quarterback pressures in 2021.

The sack total ranked 10th in the NFL and led the team, and it finished off a four-year stretch in which Landry accumulated a team-high 31 sacks, the second-highest total by a Titans/Oilers player in his first four NFL seasons since 1982, when individual sacks became an

official NFL statistic 1982 (37 by Jevon Kearse).

On the day he signed his contract, Landry reflected on his path to the NFL, while thanking those around him.

Born and raised in Spring Lake, N.C., just down the road from Fort Bragg U.S. Army military base, Landry said his parents, Doreen and Harold Landry, sacrificed back then just like his wife does now to give him a chance to be successful.

Landry's dad was a FedEx driver, his mother worked in IT support. Landry said his parents sometimes worked multiple jobs so he and his sister had everything they needed.

"I'll be honest: I've never had a job my whole life besides football," Landry said with a smile. "I am so grateful to the parents that I have, because they did everything they had to do to make sure I could just focus on sports and football.

"As a kid growing up, every day, as soon as the sun came up, we were outside playing sports, and we didn't come home until the street lights came on. It was sports, sports, sports."

Landry's goal back then?

"I always wanted to make my parents proud, whether it was football, baseball or basketball," Landry said. "I just always wanted to put smiles on their faces. As I got older and got to high school it was the same thing.

"My motivation, it was simple: I wanted to be the best."

Landry earned All-America and all-state honors at Pine Forest (Fayetteville, N.C.) High School, and he also earned a scholarship to Boston College.

Once there, Landry said he got really serious about putting himself in a position to have an NFL career.

Landry recorded 26 sacks while at Boston College, which put him on

the radar of NFL teams. The Titans picked him 41st overall in 2018.

And then, over the past four years with the Titans, Landry has emerged as one of the NFL's best pass rushers. At the same time, his family has grown as well. Harold and Danielle, who met while at Boston College, have two sons – Greyson (4) and Ollie (2).

"I feel like these past four years, they have been amazing, to be honest," Landry said. "Obviously there's ups and downs – you play this game long enough you are going to experience a whole bunch of different things. And I feel like I have experienced a lot in my four years here, and it's done nothing but take me to the next level, and make me a better player for it.

"I feel like I have grown so much as a player, and as a man, the past four years."

From 2018 to 2021, Landry joined Pittsburgh's Cameron Heyward as the NFL's only players to be credited with at least 250 tackles, 30 sacks and two interceptions. His 12-sack season in 2021 was the highest total by a Titans player since Jason Babin reached 12.5 sacks in 2010. Landry also tied for second on the squad with 75 tackles, ranked second with a career-high 49 quarterback pressures, led the team with 14 tackles for loss, and added a forced fumble. He joined Micah Parsons, Aaron Donald and Heyward as the only NFL players in 2021 to post at least 75 tackles and 10 sacks.

Landry said he won't let up now.

Money, he said, won't change him.

He's thrilled to remain in Nashville, because he said it's where his family is happy.

The Titans, of course, are sure happy to have him.

"My motivation," Landry said, "is when I step on the field, I want to be considered the best player on the field. So, that is the motivation. The

money, I am extremely blessed and grateful that this organization believes in me, and gave me this contract. But I feel like the money is a byproduct of the work that I put in to achieve the goal of being considered one of the best players in the NFL.

"All of this, I am just feeling so blessed and grateful and thankful for the life that I get to live and experience, with the awesome family that I have. ... And I am so thankful that this organization has the faith and trust they have in me. I am just extremely grateful and thankful for all of this."

###

**FROM MOTOR CITY TO  
MUSIC CITY: TITANS  
FIRST ROUND PICK JC  
LATHAM ARRIVES IN  
NASHVILLE, AND HE'S  
READY TO GET TO WORK**

**BY JIM WYATT**  
**TENNESSEETITANS.COM**  
**APRIL 26, 2024**

NASHVILLE – A lifelong dream became reality for JC Latham on Thursday night in Detroit.

A day later, the newest member of the Tennessee Titans opened up his portable gaming monitor on the plane ride to Nashville, and he played Madden – as the Titans.

"It was surreal," Latham said with a smile. "It's a surreal moment, knowing I'm a Titan now, and I'm finna be in the game. It's a great feeling."

Latham slept a few hours last night in Motor City, after being picked 7th overall in the first round of the NFL Draft.

When he woke up, he noticed the text messages and DMs had piled up even more from the night before. Former Titans lineman Taylor Lewan congratulated him, and new teammate Calvin Ridley followed him on social media. On Thursday night, Titans quarterback Will Levis and offensive lineman Peter Skoronski FaceTimed him, welcoming him to the team.

"At some point, I'm going to get back to everyone who wished me congratulations," Latham said. "But it's going to take a while. I probably got like a thousand."

Yes, after playing at the University of Alabama the last three seasons, Latham is now a Titan.

On Friday morning, he boarded a plane in Detroit with his mom, dad, stepmom, brother, girlfriend, and his best friend, and went from Motor City to Music City.

A few hours later he was entering the front door at Saint Thomas Sports Park, where he was greeted by Titans controlling owner Amy Adams Strunk, along with Kenneth Adams IV and Barclay Adams from the team's ownership group.

Titans General Manager Ran Carthon also greeted Latham with a handshake and a hug, and so did head coach Brian Callahan.

Levis was on the lobby as well, welcoming him to town.

"How was your draft night?," a smiling Levis asked Latham.

Latham said it was great, and his first day in the facility as a Titan was officially underway.

"It's been crazy busy," Latham said of the last 24 hours. "But it sums up everything I have been doing, having traveled all over the place and meeting so many people. This is kind of like a crash course on everything."

Latham, who made a pre-draft visit to the Titans earlier this month, took another tour of the facility on Friday. He saw his locker inside the team's locker room, and he walked around the indoor practice facility.

He also picked out his NFL number. Latham wore 65 at Alabama, but that number is retired with the Oilers/Titans organization. Hall of Famer Elvin Bethea wore 65 for the Oilers during his 16 seasons with the team.

"But 55 will do me just right," Latham said, smiling again. "That was my number originally."

The 6-foot-6, 342-pound Latham also grabbed lunch in the cafeteria.

"I had me some barbecue chicken," Latham said. "Had some macaroni & cheese, baked beans and some broccoli, too."

Latham, who made a total of 12 30 visits leading up to the draft, said after a whirlwind life the past few months, he's ready to play football.

Latham played in 41 games at Alabama over the past three seasons, with 27 starts. He was a first team All-SEC selection in 2023, when he started all 14 games at right tackle. Latham was also a second team Associated Press All-American in 2023.

Carthon said on Thursday night the team plans to start Latham out at left tackle in the NFL.

"Every night I am thinking about it, every time I put some music on," Latham said of playing his first game. "Every single hour of the day that goes by, it's like, 'pretty soon you are going to be (on the field).'"

"I'm just so happy to be here, and ready to get going."

###

## **TITANS DRAFTED JC LATHAM TO PLAY LEFT TACKLE — BUT HE PLAYED ON RIGHT SIDE AT ALABAMA**

**BY NICK SUSS  
NASHVILLE TENNESSEAN  
APRIL 25, 2024**

JC Latham played 1,753 snaps in three years at Alabama. A big, whopping zero of them were at left tackle.

Meet the Tennessee Titans' new left tackle.

"We're going to start him at left tackle," Titans general manager Ran Carthon said Thursday night, minutes after selecting Latham with the No. 7 pick in the 2024 NFL Draft.

One year after drafting All-American left tackle Peter Skoronski in the first round and bumping him inside to guard, the Titans took a first-round right tackle and move him to the left side. They're confident in his traits. His 6-foot-6, 342-pound frame. His power. His ability to anchor himself in pass protection. His athleticism that led coach Brian Callahan to say: "There's not a whole lot of guys who look like him on Earth."

Latham played left tackle in high school, as the best linemen often do. But he flipped to the right side when he got to Alabama out of courtesy to upperclassman and eventual top-10 pick Evan Neal. Neal headed to the NFL after Latham's freshman year, but Alabama passed the left tackle baton to Tyler Steen, the Vanderbilt transfer who became a third-round pick in 2023. Heading into Latham's junior year, Alabama brought in five-star recruit Kady Proctor, who immediately produced as a freshman All-American at left tackle, with Latham staying on the right side.

"There's a precedent. Guys have played right and played left and made the switch," Callahan said. "It's not super uncommon. It's

happened before. We have a comfort level with the player and the athlete and what he's capable of. Having him go to left and starting out there, look, if he doesn't feel comfortable there and it doesn't look natural, we'll move him back to right. Like I said the other day, we need tackles, period."

JC Latham: Tennessee Titans OT history

Latham is quick to point out this won't be the first time he has switched positions. Or the second, for that matter. When he transferred to IMG Academy in Florida after his sophomore year of high school in Wisconsin, he was a defensive end. And a good one at that, ranked the No. 8 overall prospect in his class by Rivals.com. But he got to IMG, arguably the nation's premier college feeder program, and had other talented defensive ends in front of him.

So, just as he'd later do because of Neal, he saw an opportunity and changed positions.

"I was the No. 2 player in the country, No. 1 at my position, after two seasons," Latham said. "One of my closest friend's family tells me that success is when preparation meets opportunity. I hold that near and dear to my heart. I apply that as soon as I get into the building and get to work."

But can he play left tackle for the Titans? Quarterback Will Levis was bullied, bruised and battered from his blind side as a rookie, and his predecessor Ryan Tannehill dealt with the same level of punishment for the year and a half prior. The Titans allowed a higher pressure rate on pass plays than any team in the NFL in 2023.

The team is clearly investing in and building around its passing attack with Levis, receivers Calvin Ridley and DeAndre Hopkins, dual-threat running backs Tyjae Spears and Tony Pollard, high-priced center Lloyd Cushenberry III and Callahan's experience as a quarterbacks coach and offensive

coordinator. Finding a left tackle was the last step, and arguably the most important one.

But as Callahan sees it, the Titans didn't explicitly need a left tackle. They needed a good tackle. And that's how they see Latham.

"He almost expected (to move to left tackle), which is the attitude you want guys to have," Callahan said. "I think he possesses the requisite traits to do it. There's not going to be too many guys that are going to turn down a chance to play on the left side, either. They all think they can do it. So I think he's fully capable of it."

###

**‘TRENCH KING’ JC  
LATHAM IS HERE TO  
HELP ALABAMA  
FOOTBALL REESTABLISH  
ITS RULE**

**BY NICK ALVAREZ  
AL.COM  
SEPTEMBER 6, 2023**

Jerome Latham watched his son’s third-grade football practice intently.

People thought Jerome forced his sons into the game. He didn’t. The boys went to Jerome, a former high school player himself, with a request. They wanted him to stop coaching and help them. The lessons started early. Young JC Latham would learn how to play any position, then find his niche; he’d list his top five colleges before taping the piece of paper on the back of his bedroom closet. But wait, before any of that could happen, Jerome noticed a problem in front of him.

The coaching staff, Jerome recalled, told players it was OK to walk to the line of scrimmage after breaking the huddle. No, that wouldn’t do. So, Jerome “put a kibosh on that” and came out of a pseudo-retirement to coach Pop Warner.

His son would learn the right habits, and if Jerome couldn’t provide it personally, he’d bring Latham to someone who could. That meant Jerome taking a break from coaching until JC and his younger brother, Langston, were off to college. Along the way, Latham inherited the drive. Nature reinforced by nurture. And now, their efforts are the bedrock of No. 3 Alabama’s right tackle.

Latham is the only returner from last year’s line who started all 13 games. Hours after the Sugar Bowl on New Year’s Eve 2022, the junior made his goals for this fall clear — make Alabama’s offensive line the best in the nation; go undefeated; bring home a national title; and win the Outland Trophy presented to the nation’s best interior lineman. His

declaration preceded the hiring of offensive coordinator Tommy Rees and projections of a run-first offense behind one of the largest sets of blockers in the SEC.

If the Crimson Tide possess an edge this season, which continues Saturday against No. 11 Texas in primetime (6 p.m., ESPN), it’ll be fronted by Latham, who calls himself the “Trench King.”

“Just seeing how I matched up with other people at my position and seeing the competition out there, I knew that I needed to take more advantage of the opportunity that I have right now,” Latham said, “... Just making sure every chance I get to showcase my best, making sure I do it every single play. Just let it be known that’s the standard of what I am.

“Honestly it’s really who I’ve been since I was little. Anything that I do that I have a passion for, I always wanted to be the best at.”

Bill Young saw that passion at Wisconsin’s Catholic Memorial High. He remembered the gangly kid that multiple coaches referred to as a “puppy” with a jovial attitude when Young visited Tuscaloosa for a spring practice a couple of months ago. Three inches taller and nearly 150 pounds heavier than his varsity days, Latham had grown into a star, but he still had that smile, Young recalled.

Originally born in Mississippi, Latham and his dad were living in Oak Creek, Wisc., 11 miles south of Milwaukee, when they connected with Andre Powell, a former Penn State linebacker with NFL experience. Latham and Powell’s son, Andre Powell Jr., became best friends and in talking shop, Jerome soon approached Powell about coaching Latham on a few things. Jerome wanted a coach to supplement the hand and footwork drills he and Latham would do before practices.

When Powell enrolled his son 35 minutes away at Catholic, a program known for its football

team, Jerome made sure Latham followed. At the time, Latham wasn’t even an offensive lineman. He lined up at nose tackle primarily, practicing as a blocker for the first time during his sophomore year playoff run. Down 24 at halftime in the state title game, Young decided it was better late than never.

Latham wrapped his arm around the seniors on the sideline, offered a pep talk, then executed a few combo blocks and forced three fumbles defensively to spark a comeback, eventually beating West De Pere, 37-24.

“Some guys grow up when they’re 40 (years old),” Young said, “others do it when they’re 20.”

After the victory, Jerome sat Latham down and they had a talk about being a big fish in a small pond. They were grateful to Catholic and Young, and vice versa — Young said he hadn’t seen anything like Latham in his 50-year career — but Latham’s progress would take him to Florida’s IMG Academy. After the season, Jerome contacted IMG’s coaches and set a meeting.

Due to a few spring injuries on the Ascenders’ roster, Latham switched to left tackle under coach Bobby Acosta, now at UAPB, and George Hegmain, a Super Bowl champion with the Dallas Cowboys. On the school’s YouTube series “Brotherhood,” Latham is interviewed and shown harping on the details, saying he felt like he needed to be prepared for any defense.

Jerome would call Acosta constantly for updates, and Acosta relayed what he saw when he looked out of his office window and onto the field each night. Eyes closed and alone, Latham ran through his practice routine. Meanwhile, once the SEC offers rolled in, Latham cross-referenced his childhood list with his personal research of schools sending linemen to the NFL. Alabama had been on the list since elementary school.



IMG and Tide alum Evan Neal took Latham under his wing in Tuscaloosa. Latham didn't allow a sack across 14 games as a freshman guard before winning the right tackle job a year ago and tallying 29 knockdown blocks. But a two-loss 2022 wore on Latham. He voiced the "disrespect" he believed he and the Tide were facing at preseason media days in Nashville, two years removed from its last title. He was open about reasserting Alabama over Georgia and the rest of the college football world.

"He means that. That's who JC is," Acota said of Latham's preseason declaration.

Like Neal did before him, Latham started group chats with the young offensive linemen on the team. He'd organize group dinners, forming a bond with another IMG teammate, current sophomore guard Tyler Booker. This week, Latham referred to leadership not as a challenge, but "more of an expectation" to provide a blueprint.

Senior center Seth McLaughlin noted that while Latham gave himself his Trench King nickname, others are starting to catch on and the mantra is wearing off on the group.

He's trying to reduce his penalties (he committed 10 last fall and allowed two sacks) and added 25 pounds of muscle in the offseason. The 6-foot-6, 360-pound Latham said in August the weight gain is to round out his NFL profile. Like Tide head coach Nick Saban tells players, development is about building value for yourself. The dynastic head coach reminded Jerome of a personal hero, Grambling State's late Eddie Robinson. When Jerome met Saban, he realized the influence Saban could have on his son.

"(Latham) is a full-blown disciple of Nick Saban," Powell said. " ... I just see what is innately in JC in the Coach Saban fashion. He does enjoy the work. He loves being bigger, stronger, faster. He loves being dominant."

Starting halfway through last season, Latham said he began thinking about his goals in potentially his final year with UA. Just like Saban, Latham seemed to learn more from losses than wins and Latham blamed one specifically on himself, the Tide's overtime defeat at LSU, citing his penalties and sacks.

It's what partially motivated him to look ahead after stomping Kansas State. Latham foregoed the team's 24-hour rule of celebrating wins and looked ahead. Recent mock drafts have Latham as one of the first offensive linemen off the board, confirming what coaches have seen for years.

While Latham was still an underclassman in high school, something Jerome kept hearing bugged him. Too often, people were telling players to make sure they had backup plans once their NFL hopes faded. When he got Latham to IMG's Bradenton, Fla., campus, defensive line Ernie Logan sat with father and son and asked Latham what his dreams were. Latham mentioned a pro career, but it wasn't atop the list.

"If you want to go to the NFL, damnit, you don't let anybody stop you and stop your dream," Jerome remembered Logan saying, "If you want to go to the NFL, you try to dream and achieve and get to the NFL."

Jerome tagged Logan as a straight shooter. He liked how Logan delivered the message, too, with vigor. Glancing over to Latham, Jerome noticed a smile flash across his son's face.

###

## IS WILL LEVIS THE NEXT JOSH ALLEN? TITANS' SECOND-YEAR QB DRIVEN TO JOIN RANKS OF NFL'S ELITE

BY PETE PRISCO  
CBSSPORTS.COM  
JULY 26, 2024

NASHVILLE, Tenn. -- Some of the top things to do in the Tuscany region of Italy are to enjoy a wine tasting in a Tuscan castle or maybe visit the Leaning Tower of Pisa. Or even hit the beaches with their crystal-clear waters nestled on the rocks for a day of relaxation.

There probably isn't a spot on most people's itineraries where they make time for football-throwing sessions with dad, who is a former Division III tight end, or hopping the fence to get in some sprint work on a locked-up soccer field.

That was indeed part of the itinerary for Will Levis on his visit to Italy in early July, so much so that the second-year Tennessee Titans quarterback actually scouted out the soccer fields and a gym for his workouts before making the trip with his extended family.

"We were 45 minutes from Siena, which is kind of the big city, so I went to a gym there and I thought it was Gold's gym, but it turns out it was Gold Gym," Levis said. "First gym I ever saw that opened at 10 a.m. I had to wait until 10 a.m to go there every day. I was doing stuff in there that nobody in there has probably ever seen, just in terms of the football stuff we do. It was funny. There were a couple soccer fields I scouted out beforehand. One of those I had to jump the fence to go on. I had the cops called on me. I got out of there before anything crazy happened."

The video player is currently playing an ad. You can skip the ad in 5 sec with a mouse or keyboard

There was no arrest, although Levis said he had to use a translator app to help get him out of the situation

since nobody really cared he was an NFL quarterback. He can laugh about it now, but the whole situation goes to show a lot about who he is as a quarterback and why he will be a special one.

We know the skill set is there by watching his throws as a rookie last year, the power arm and the quick release. But it's the drive and determination of scheduling workouts in paradise that will make him into a big-time NFL quarterback.

The great ones all have it. Peyton Manning was legendary for his workouts on the road and Levis is no different. It doesn't mean he will be in that class, but it sure doesn't hurt to work like him.

"This is important to him," Titans first-year coach Brian Callahan said. "Being a good quarterback matters to him. He wants to be great. He does everything in his power to do that. I respect that. It's not fake. It's real. He's willing to do whatever it takes. When you have that mindset, you can solve a lot of problems like that."

Callahan knows a lot about working with special quarterbacks. In his career, he's coached Manning, Matthew Stafford, Derek Carr and Joe Burrow the past four years when he was the offensive coordinator of the Cincinnati Bengals. Callahan is considered a quarterback guru of sorts and certainly knows what it takes to be a good one.

He sees that in Levis. In fact, Levis was a big reason why he was drawn to the Titans job.

"I was excited as hell to come down here and work with him," Callahan said.



Why wouldn't he be? Levis impressed as a rookie last season after taking over as the Titans starter eight games into his rookie season, showing off his big arm and his ability to stand in and make throws

in the face of constant pressure. To say Levis was beat up is not doing it justice when it comes to how many hits he took.

Yet he never backed down. Not once. Even when he had games that might not be impressive on paper or on tape, the one thing that never wavered was his toughness and his ability to stare down the gun barrel.

"Playing quarterback, toughness is one of the most important parts," Callahan said. "You are going to get hit and teammates needs to know you can bounce up after a hit and make a throw the next time when everything is collapsing around you. The pocket it going to be muddled and you have to navigate it. That was the most impressive thing about him last year. For a quarterback who hadn't played much to do that, take hits, get back up and play hard, was impressive. He did so some dumb things like lowering his shoulder into people, stuff like that. But he was trying to earn the respect of this teammates so they would ride with that guy."

Levis said he felt those hits after the season. The shots took their toll.

"There are things I can learn from and not take as many hits," Levis said. "My body was pretty beat up. I have to be better in that area."

He paused for a second and chuckled.

"I have yet to slide in a game," he said. "I have to implement that."

Despite playing behind a bad offensive line, with not much help in terms of speed on the outside, the second-round pick did enough to show that he can be the Titans' long-term answer. He led the Titans to a 3-6 record in his nine starts with eight touchdowns and four interceptions. The numbers aren't gaudy, but when you see his throws on tape, especially in the comeback victory against the Miami Dolphins late in the season, it's easy to understand why the Titans feel they have a real franchise quarterback.

When Levis came into the draft last year, I had him ranked as my top quarterback. I saw a kid who played in a bad system as a senior at Kentucky with little around him, yet despite an injury he continued to play most of that season and took a beating.

His stock crashed some and his reputation also took a beating. He became the quarterback everybody loved to rip that year. It reminded me of another quarterback who seemed to have a lot of the same draft cult analysts ripping him to shreds during the draft process a few years back.

That quarterback is Josh Allen of the Buffalo Bills. Like Allen, Levis didn't have big-time completion numbers and accuracy was something many scouts said would hold him back. Like Allen, I thought he would get past it.

Levis fell to the second round. He saw Bryce Young, C.J. Stroud and Anthony Richardson all go before him. Stroud had a special rookie season for the Texans last year, but Levis was as good as the other two, especially since Richardson was limited to four games because of injury.

I see a similar trajectory for Levis as Allen. Yes, that's high praise, but I believe that's where he is headed.

Levis also had to overcome doubts about him away from the field heading into the draft. Many NFL personnel people and draft analysts questioned his persona. Was he mature enough? That's because he had some social media stuff that made him seem different, such as eating a banana with the skin on. That made people question him.

"Rightfully so with some of that stuff," Levis said. "A lot of people might have been perturbed by how I handled myself on social media. They thought I was drawing too much attention to myself. It was just something I enjoyed doing, something I could make some extra money from since I wasn't making anything from NIL. When people

get to know me and see the real person, that's what people on the internet don't get to see."

Callahan admits he heard some of those pre-draft critiques of Levis, even though the Bengals had Burrow and Callahan didn't do a deep dive on the 2023 quarterback class.

"All I knew about Will as a person is what I heard and I heard all the stories of him being kind of quirky and weird," Callahan said. "Everybody heard them. But Will has done a really good job of being himself. He is really comfortable with who he is. He has grown up since then. There was some growing up that had to happen. I don't see Will Levis, the college kid. I see Will Levis, the pro quarterback. His demeanor and the way he communicates and speaks is much different than a lot of the stuff that was out there."

Tightly wound was another knock on Levis by some scouts. They said he was too hard on himself, which would make it tough to get past the bad plays that all quarterbacks have, even the great ones. Levis admits now he's worked on that part of his game, sometimes even catching himself when he is too tough on his play.

That happened Tuesday. Levis walked off the field thinking he had a tough time. After watching the tape following practice, he saw it a lot differently.

"Looking at the tape, I had a pretty good day," he said. "Coming off the field, I didn't think it was close to that. I have to do a better job of that. You have to take the good with the bad and move one."

You can tell watching practice that the misses bother him. He missed a big-time throw down the field Wednesday, and after practice he said he could have thrown a better ball. Oh, well. The good news was he seemed to quickly move on from it and had a good practice.

That's because he's much more comfortable in his skin. It's his team now -- and he knows it. That's why he got a group together to go to Cabo this summer to work out when the team was away from the facility. It was part workout, with a lot of bonding.

"He's taken the next steps to be the face of the franchise and the responsibilities that come with that," Callahan said. "He's done a nice job building on that. Going to Cabo was part of that."

"It took me a little time to realize that," Levis said. "I still have to earn a lot of stuff. Being the starting quarterback gives me a lot of grace. As the starter, I feel a lot more confident and a lot less nervous than last training camp. I wasn't sleeping at night because I was worried about fumbling a snap or getting the play call wrong. I don't even think about those things anymore. I am a lot more confident."

Levis did work on his footwork this offseason, both at the facility and with his quarterback coach away from it. That has tightened up his ability to get the ball out -- with force. If you thought his arm was big last year, you should see it now. The release is quick, the ball on the receiver in a hurry.

"We wanted him to get his base wider so he could play a little bit better from the ground to generate power with his legs," Callahan said. "He has natural arm strength, but it doesn't have to be that hard. It helps get the ball out quicker and he can be more efficient in his movements."

"I can see the results too," Levis said.

So could those watching practice thus far in camp. Levis has been sharp, the ball out quickly and accurately. The team didn't want him throwing deep passes early in camp, in large part to keep the receivers from running those deep routes as they get acclimated to being back on the field. But on one play Tuesday, the read was for a

deep throw and Levis ripped it. He missed the throw, but there seemed to be some route issue against that four-deep coverage. Levis blamed himself, but did mention that he wasn't supposed to throw deep at all.

"That's the right read against that coverage," he said. "So I let it go."

That's the gunslinger in him. The big arm will show off a lot this season, but it's clear he's much more comfortable in this new Callahan offense. It's why you can expect big things from him and the rebuilt receiver room that includes Calvin Ridley and Tyler Boyd to go with DeAndre Hopkins.

The table is set and Callahan is excited to see where his second-year quarterback can go as a player. He has his ideas, so when I asked him what the ceiling could be for Levis, he didn't hesitate.

"I think he can be one of the top-five quarterbacks in football," Callahan said. "He has everything you need to get to that point. Now he has to prove it. The good thing is he's trying to prove to people who believed in him they were right rather than trying to prove people wrong. It's been a fun offseason coaching him. He's everything you want. He's readily coachable and he has a good sense of the things he can and can't do."

Levis echoed some of the same sentiments when asked about his belief in himself.

"I never doubted myself," he said. "I always felt I was the No. 1 guy coming off that draft and I still feel that way. I don't want to prove (the many doubters) wrong. I just want to prove myself right."

Stroud has a big head start in that race to be the best, but the way I see it Levis is Josh Allen 2.0. Allen started his career slowly and then took off and is now one of the top-two quarterbacks in the league. The draft cult was wrong about him and they will be wrong again.

Will Levis will be a star -- provided he doesn't get locked up trying to work out in some foreign country.

###

## **WILL LEVIS LOOKING TO RAISE TITANS FROM WORST TO FIRST IN AFC SOUTH**

**BY ARMANDO SALGUERO  
OUTKICK.COM  
JULY 18, 2024**

Tennessee Titans quarterback Will Levis saw the Houston Texans go from last place in the AFC South two years ago to first place last season, and he's also seen the recent influx of talent into a suddenly competitive division. So, excuse him if he's thinking his team is similarly ready for a worst-to-first leap this coming NFL season.

"Yeah, I mean, that's our goal," Levis told OutKick on Wednesday. "It's crazy to think how our division has gone from a second thought in the league to now one of the most competitive, exciting, young divisions. We know what it's going to take because of that now.

"The NFL is the NFL because anyone can win on any day, and we understand that. As much as people like to believe we're not going to be worth anything this year, we're going out there, not necessarily to prove them wrong, but to prove ourselves right and show people what we're about."

The Titans got good news from play of Will Levis just before NFL trade deadline.

**Will Levis Must Join List Of Fine QBs**

Levis and the Titans report to training camp next Tuesday. And if the Titans, lined with new talent, boasting a new coaching staff, and carrying high hopes, are indeed going to be a factor in the chase for the postseason, Levis has to lead the charge.

Tennessee, you see, plays in a conference stocked with great quarterbacks. Consider the lineup:

Josh Allen, Aaron Rodgers, Joe Burrow, Lamar Jackson, Russell

Wilson, Justin Herbert, and Tua Tagovailoa all play in the AFC. That isn't even mentioning Patrick Mahomes who reigns over all of them as a three-time Super Bowl champion.

So, if the Titans are going to compete at any high level, Levis has to find a way of climbing onto that list of outstanding quarterbacks by this time next year.

"Yeah, we know it's a competitive league," Levis said. "We're not focused on the names on the other teams. We're just focused on the names in our locker room and how we can [lift] up each other to the best of our abilities and reach our potential.

"But, yeah, it's a grind for sure. Because of all those people, we know there's [competition] and anyone can win on any given Sunday. But it's not going to be worth it for us to focus on people other than ourselves."

**A Busy Offseason For Titans' Levis**

Levis has indeed been focusing on himself this offseason. He's been doing promotion work on behalf of NOBULL apparel, for which he is a spokesman. He's learning a new offense installed by new Titans coach Brian Callahan. He's been working on getting his body right after struggling with some lower body injuries last season, and says that has led to him losing four or five pounds.

Levis has, in short, been managing a hectic offseason, so that when the regular season comes, he's in position to make a seismic second-year leap that so many NFL players experience from their rookie to the second season.

"I think just having a year of being the guy and going through all the spring and OTA periods stuff of being the starter, and really taking the bull by the horns, has been big for me -- as opposed to last year waiting around, waiting for an opportunity, and jumping in midway through the season," Levis said.

"Having a full offseason and now a full training camp, I'm really, really excited getting the ball rolling and developing as a player and a leader."

**Titans Bonding Before Training Camp**

That leadership was recently on display when Levis gathered receivers DeAndre Hopkins, Calvin Ridley, tight ends Chigoziem Okonkwo and Josh Whyle, and running back Tyjae Spears in Cabo San Lucas for four days and three nights of work and bonding.

"I wanted to bring out as many guys as possible, but we had a great group of six of us out there," Levis said. "I took that really seriously, and we got some really good work out there. And even more importantly, some really great team bonding and getting to know each other.

"It was a great time."

Levis is in an interesting situation now. He's not yet arrived, but he exudes a confidence that suggests that arrival looms. It's in everything he says during our 15-minute conversation.

**Will Levis Eyes AFC Playoffs**

Consider his collaboration with NOBULL...

"We obviously have a lot of competitors and we're trying to disrupt the market," he said. "And I'm trying to do my part in blowing it up how I can. And being as good a face for it as I can."

Then on his role in the Titans' new and evolving offense...

"I think that as long as the quarterback earns the trust of the coach in the system, then we have opportunities to do some really cool and fun things," Levis said, "so that's my goal to continue to earn that trust and get the ball in the air as much as possible. Start whipping it around."



And, perhaps most importantly, getting the Titans back in the postseason for the first time since the 2021 season...

"We're trying to make a playoff run," Levis said. "We've been looking the last couple of years to make something shake, and we feel like we have a team now to make it happen."

###

## INSIDE THE EDUCATION OF TITANS QB WILL LEVIS

**BY ALBERT BREER**  
**SPORTS ILLUSTRATED**  
**MAY 28, 2024**

NASHVILLE—Will Levis had been in Tennessee Titans coach Brian Callahan's office for all of five minutes, still in workout clothes after finishing a May OTA day filled with practice and meetings, and Callahan shot Levis a smirk as he fired up footage of the quarterback's first start.

I'd asked Callahan to take me through some tape to show why he was so all-in on Levis, to the point where the Titans, in Callahan's first year and in possession of the seventh pick, didn't so much as sniff around on the quarterbacks available high in the draft. The first play he showed was a first-and-10 at Tennessee's 36 in the first quarter, right after the Titans converted a fake punt, with Derrick Henry square behind Levis and tight ends to each side.

"This is one of them," Callahan says, now smiling as if to anticipate the reaction. "Some of these play-actions, some of these deeper shots. I watched this ..."

"This is a stupid f---ing throw," Levis interjects with a grimace.

"I didn't have to have to say it," Callahan responds. "But, yes. That's the point."

We'll go through this particular snap in-depth in a bit. But for now, in a nutshell, what would play out on the screen was a microcosm of how Callahan's initial, and more thorough, study of his quarterback had gone. On one hand, on this play, the coach saw a 24-year-old make a throw that no more than a couple of dozen people on the planet could execute. On the other hand, as Levis intimated himself, the throw was also the wrong one to make.

So continues the education of Will Levis.

It's been a weird road here for the first pick in the second round of the 2023 NFL draft. He flashed early on at Penn State from 2018 to '20, but was stuck behind veteran Sean Clifford. His stock soared after his '21 transfer to Kentucky, with his arrival coinciding with the hire of offensive coordinator Liam Coen from the Los Angeles Rams. Things weren't as smooth in '22 after Coen's departure, which left Levis's draft projections—after five collegiate seasons—scattered all over the map. He fell out of the first round and landed with the Titans.

Now, he's here in Nashville, entrenched as the starting quarterback after nine up-and-down starts last year with a lot to prove. His first NFL coach, Mike Vrabel, is gone. He's fully aware of how things might've gone a different way with a different hire.

Instead, this latest turn just so happened to break his way.

Levis plans on taking advantage of it—and paying off the gamble by Callahan and the Titans. Reaching the comfort level the quarterback and coach have already, with brutal honesty on the agenda daily, is just the start, as Levis sees it.

June's almost here, offseason programs are in high gear and the NFL break is right around the corner. Here's what we've got in the takeaways ...

- Why Patrick Mahomes is even more valuable to the Chiefs than you might think.
- A timeframe for, and the trouble with, an 18-game schedule in the NFL.
- The only player who was the subject of trade talks at the top of the draft.

And a whole lot more. But we're starting with Levis, the Titans, and the chance for everyone to take advantage of a unique opportunity.

Tennessee Titans coach Brian Callahan

Callahan and the Titans are gambling on Levis developing into a top-tier NFL quarterback. /Nathan Ray Seebeck-USA TODAY Sports

Callahan's research ahead of the 2023 draft into Levis was cursory at best. He was the OC in Cincinnati, the Bengals have Joe Burrow, and there were better uses of his time than to grind tape on a player his team was never going to pick.

So while a little film work, and a little more from Bengals quarterback coach Dan Pitcher (who'd watched Levis more intently) gave Callahan some depth of knowledge going into his January interviews, he had catching up to do as he prepped for his four Zoom interviews. The one he did with Titans GM Ran Carthon revealed, to both, a level of chemistry everyone wanted to explore, which was one reason why Carthon pushed to get Callahan in-person for a second interview the Monday (Jan. 22) after the divisional playoffs.

With Tennessee up first, and Carolina and Atlanta slotted for their second interviews with him that Tuesday and Wednesday, Callahan crammed on those three. It meant studying rosters in general, quarterbacks in particular and, as part of it, Callahan watched four full games of Levis, along with cut-ups of all of his 2023 pass attempts.

"Every time I watched him, I was like, 'This guy's a pretty good player,' " Callahan says. "And I think everybody was a little shocked that he slipped the way he did [in 2023]."

Callahan communicated to Carthon, president of football operations Chad Brinker, and the rest of the Titans crew what he saw, which was captured succinctly on that Week 8 snap against Atlanta—Levis had what you can't coach, and could be coached up on what he wasn't bringing to the table yet.

Callahan told the Titans, in fact, that a lot of what he saw in Levis's 2023 rookie tape matched the Kentucky tape from '21, when the quarterback broke through working with Coen.

"You see he's athletic, he's strong, he's tough," Callahan says. "He'll stand in the pocket and he's got a great release. It's quick. And he's got a really legitimate arm. And he will play a little bit in that kind of swashbuckling style. He was trying to earn guys' respect. He was trying to show people he could play. That's part of earning your way as a young quarterback. He did some things that I think that his teammates rallied around, which was fun to watch."

Carthon's instinct on Callahan was confirmed quickly, and the Titans never let him leave Nashville—hiring him that Monday before he could even get on the plane to Charlotte. In turn, with the perception that Tennessee—with Ryan Tannehill a free agent—had uncertainty at quarterback, Callahan acted quickly. His first call after being hired was to two-time All-Pro and captain Jeffery Simmons, and his second call was to Levis.

He told the quarterback he wasn't going in with any preconceived notions, which was music to Levis's ears after his personality had been dissected nonstop before the draft. He told Levis he just wanted him to be himself.

"I remember being very at ease," Levis says. "He instilled a lot of confidence in me as a player and did his best to explain to me what he saw on tape with me and that he was excited to coach me and that he knew that I could be a great player in this league. To hear that from a dude who's going to be walking in, leading the charge for hopefully a long time from here on out, was cool."

And as Carthon, Brinker, Callahan and the coaches and scouts dove into their draft prep, it only reinforced what the coach said to the GM in their interview about Levis.

"I'd told Ran the truth," Callahan says. "I said he has real talent, real ability and I think he's got a chance to be a very good starting quarterback in the NFL. He's got enough tools to where his ceiling is high. If he's all the things mentally you need to be to play quarterback, his physical talent, it's a high ceiling. He's got a chance to be (a) really, really good, top-end starting quarterback. And I believe that. ...

"[The scouts] still do their due diligence and put grades on guys and all that. I had the conversation with Ran. Part of it was like, if Will's coming out in this draft class, I don't know that I feel like anybody is better than him at this point."

It may sound like a strong statement to make, given the type of class that was coming.

That said, it was backed with actions. The Titans didn't have any quarterbacks to Nashville for visits prior to the draft, and they didn't have big contingents at their pro days, either. The assumption had been, from the start, that Tennessee would take a tackle. That's exactly what it did, selecting Alabama's JC Latham with the seventh pick.

Meanwhile, the Titans spent the money they were saving in having a cheaper quarterback to support Levis, signing top free agents Calvin Ridley, Tony Pollard and Lloyd Cushenberry, which helped fortify the foundation of younger talent they'd be bringing along.

So, the idea goes, one way or the other, they'll know if they're right on Levis faster than they might have otherwise.

Tennessee Titans receiver DeAndre Hopkins and quarterback Will Levis

Levis tossed four touchdown passes in his rookie debut last year, including three scores to Hopkins. / Andrew Nelles / The Tennessean / USA

Now, we can go back to that first-quarter play against the Falcons, and a few more from that game that

explain the gamble, with Callahan holding the clicker and Levis following along.

The two paint a vivid picture of where they're going.

- On that first play, Levis carries out play-action to Henry to his right, and drops straight back in the pocket. As he sets up, Atlanta clearly isn't fooled. Nose tackle LaCale London's quickly in Levis's face, as he looked to his left. London gets to Levis, knocks him off-balance, and Levis somehow wills the ball deep downfield and to his right, just outside corner Dee Alford and past safety Richie Grant. It fell incomplete, but hit Treyton Burks on the hands.

Meanwhile, tight end Chigoziem Okonkwo was wide open in the opposite flat, releasing late into his route, as the play intended, to give Levis an outlet.

"This was not an advisable throw, nor was it an advisable position to be in," Callahan says. "It was like, Holy s--t, this is not smart. I look at it as I go. God, if Will can just learn that on a first-and-10, let's just throw the ball right there in the flat. That's Chigs in the flat. Chigs in the flat is going to catch this ball, and he's going to run for 12 yards and it's going to be first-and-10 again at the 50-yard line. Instead, Will's trusting his arm and his ability."

"That's a clear out," Levis adds. "We're trying to take the safety out of it, throw the dagger behind it. Dagger slips. I can sort of see out of the corner of my eye that the clear wins. I'm trying to pull him to the sideline. Just come down and take the check down."

"The other part of this, it's a f---ing unbelievable throw," Callahan continues. "You watch it from the end zone, there's a guy in his face, it's horrendous eyes, horrendous progression, guy bearing down on him. He can't step into the throw. This guy's 40 yards down the field, and he just sort of flicks it while he's getting hit and drops the ball right in his hands. It's an incredibly accurate

throw for what was going on. I'm watching this, I'm like, Goddamn."

Gathering himself, Callahan then summarizes: "First of all, decision-making can be coached. This right here, you don't coach that. Will's mom and dad gave that to him."

- The next play was a third-and-1 from the Titans 48, with Tennessee down 3-0 at the end of the first quarter. From under center in an I-formation with two tight ends, Levis carries out play-action to his right to Henry, then is patient in letting Henry leak out to the flat.

With Atlanta linebacker Nate Landman blitzing, Levis calmly stands his ground, and feathers a ball over Arnold Ebiketie's head to Henry, who turns it upfield for 5 yards and a first down.

"I was watching this game and I was like, Man, this reminds me of the junior year tape that I watched from Kentucky," Callahan says. "This doesn't seem like much, but this is a third-and-1, and this is thrown to a back that generally isn't a great catcher of the football. Just knowing that, he puts it in an accurate spot and puts a little touch on it so he can handle the ball. Small, minor thing, but just shows some awareness."

"This is one of my favorite plays of this game, too, just for that reason," Levis adds. "This wasn't the premier [option on the play]. We're trying to get to the shallow backside, have him get lost and come back. We always say if we have the back, take it. He's there. There's [a linebacker] in my face, not a throw that you necessarily practice. You got to get it up and down, put it in his hands, just let him get the first."

Callahan then says, "What I kept reminding myself of when I'm watching the game, I'm like, This is this kid's first start. He played the game like someone who's played the game. It didn't look, at any moment, like the game looked too big or too fast. I didn't feel like I was watching a rookie."

Levis, by the way, hit DeAndre Hopkins for a 47-yard touchdown on the next play.

- From there, Callahan pulls up a third-and-3 with 10:29 left in the first half. Levis identified the coverage, saw a look, and took a shot—standing in with Calais Campbell closing on him, and delivering a perfect pass down the right sideline that hit Treyton Burks on the hands. It was incomplete but subtly showed things the earlier shot did, too.

In watching it, Levis immediately mentions how off-rhythm he is during the play. The key, though, and the reason Callahan is showing it is because it almost didn't matter.

"Bad timing, bad footwork, but I like the decision," Callahan says. "I had a feeling that there was probably some alert here and there was a go route that was versus the press. Great, he's got it, take it. The timing was wrong. The footwork was bad. This is the same idea as the first play. These are all things that are incredibly easy to fix and incredibly easy to impart the knowledge where, OK, good, you want to take the go route."

Except that, as Callahan continues, "If you knew it was zone coverage and you just wanted to take a completion on third-and-3, that is situational awareness."

And, indeed, slot receiver Kyle Philips was open in the flat, running a pivot route out of a bunch look for an easy first down.

"Early in the game, we got pressed and I didn't throw it," Levis says. "Coach said next time we get any press with Treyton, let's hit the go. If it's first or second down, take it. Or third-and-long, yeah, take it. But that was in my head. It's third-and-3. I see press, I'm on it, but I know the situation. I know that pivot's going to get it."

- After that, Callahan puts up a first-and-10 at the two-minute warning that looks like, well, not much. Levis drops back off play-action,

subtly shuffles to avoid the rush, and puts the ball on Okonkwo a little low. Okonkwo drops it, but still there's a lot for a coach to like.

"Watch his pocket movement, a little slide away from the pressure, trying to buy himself an extra second, off-platform throw but still accurate, puts the ball in a good spot, obviously it's a drop," Callahan says. "That's NFL quarterbacking. That's what it looks like. That's what your pocket looks like. That's what the throws feel like. It was just the subtleness of how that played out, you're like, This doesn't feel like he's making his first start."

"This is the play all day," Levis says. "We're running play-action off split zone. Tight end's going to take the Will [linebacker] here. He's thinking he's blocking it. He's coming up the pipe. We're clearing out the safety and the corner on the front side. Those two receivers, it's really Chig down to the running back. ... I could lead him to the sideline more. The movement probably changes the location."

"If you're nitpicking," Callahan adds, "you'd love to see him hit him in stride on the move so he doesn't have to stop and turn."

- Callahan wrapped up the film session with the final two big-play touchdowns of Levis's four-touchdown afternoon. The first one was good for 61 yards to Hopkins and the second for 33 yards to Nick Westbrook-Ikhine.

On the Hopkins score, Callahan says, "He puts the ball ... it's in a great spot. It's a big touchdown. I don't know how you couldn't watch this and not be like, Hell, yeah, I want to coach this guy."

"Earlier in the game, we were seeing these safeties getting a little [aggressive] with the depth they were playing at, really when they ran their quarters coverage," Levis adds. "This is his cloud, and he's still very aggressive inside. Seeing that inbreaker (route), he's playing that, and we end up, we would call

it pump, so we'd pump to the inbreaker. He's just showing like he's coming in, safety stutters his feet for a second, throw it behind him."

Touchdown, Titans.

And on the second snap, playing the tape back, Levis rolled right, had two defenders coming free at him, and threw the ball back to the left corner of the end zone for the score.

"They're running the corner post here, and you get Jesse Bates in the post who's a smart player but a little over aggressive and you get the win," Callahan says. "To throw this ball with two guys bearing down and just putting it in an unbelievable spot, I didn't need to watch a whole lot more after I watched this game."

Tennessee Titans quarterback Will Levis

Levis goes through offseason workouts learning Callahan's offense. / Denny Simmons / The Tennessean / USA

Then, there was the other part of the assessment on Levis coming out—his personality.

Some of it Levis understands, and some of it he sees as ridiculous. And headlining the latter category is all of the stuff you've seen on social media. That he eats bananas with the peel on. How he puts mayo in his coffee. Which, he gets, is largely his own doing.

Carthon told Callahan that he'd addressed the stunts already with the quarterback. The GM's stance to his 2023 second-round pick was that if what everyone saw on video really is Levis, then roll with it. But if any of it was an act, or a swing at boosting engagement on Instagram or TikTok or whatever else, he should knock it off.

Callahan called the hysteria over it "really bizarre" and Levis agrees.

"It was mostly people that don't know me," he says. "Any team or any coach that got a chance to sit

down with me and understand who I am as a person realized that, sure, that's definitely part of my personality, but it's nothing that you should be worried about. I don't regret it at all. I still think it's funny. It's still something that I get a laugh at. That's the reason why I did it. I don't care how people responded to it.

"It's something that I enjoyed and got a little laugh out of. And, hopefully, that's the case [for other people]. Then I'm happy about it. It's all good, and it's something that's going to be tied to me forever. A little Hellman's marketing deal came out of it, too."

The other part is, well, actually important to Levis's professional success.

The same way teams raised it in the pre-draft process, Callahan and Carthon discussed it as they got to know each other—Levis can come off as, and really can be, wound pretty tight. And the coach was explaining it this Thursday afternoon as Levis was walking into the room. Callahan didn't stop, or pause, as the quarterback sat down. "Come on in, Will," he says before continuing. None of it was anything that they hadn't already talked through.

"It doesn't have to be head down all the time," he says as Levis sits down. "You can be relaxed and you can enjoy the process and you can enjoy practice and you're gonna enjoy communication back and forth. I think those things are where you start."

"It's been tough," Levis says. "I'm just hard on myself. That's [the] individual I am. I mean, I have very high standards. And if I'm not perfect, it's easy for me to get down on myself sometimes. But with a new offense, for the first time, taking the reins and having the ability to be the guy, I definitely felt that at first."

On the flip side was the intent of not just fishing around the quarterbacks in the draft, but giving Levis the job

from the start—the hope being that he, Callahan, OC Nick Holz and quarterbacks coach Bo Hardegree could accelerate the process of establishing trust.

That was key for a guy who hasn't had the same OC in consecutive years since he was a teenager and, as such, is more at risk of getting confused during the learning process.

"Right now, it's our first time as a team going through it all," Levis says. "And I'm able to live in that 100-200 world, but he's starting to mix in, sprinkle in the different layers and further the things that we could think about doing."

Callahan then explained how, from his vantage point, it's part of not just building an offense, but tailoring it to Levis.

The first stage is showing players everything that's available to them. From there, it's going over things a second time during OTAs, and then a third time in training camp to figure out what's best for the group, and the quarterback. That way, when the season starts, gameplans seem like light lifting.

And that'd be much more difficult to pull off if Levis was in some faux competition for the job. As Callahan saw it coming in, that's one big reason why establishing the guy he saw as clearly the best option at the most important position made sense.

Which, again, worked to unwind any tension Levis had, and strengthen their trust.

"I think you do a disservice to guys, particularly if you're drafting them, and you make them compete for a job. Guys need to play," Callahan says. "They need to be put in a position where they are the quarterback. There's something about that that matters to a team and a locker room. If you're going to do it, do it. It all sounds good—He should sit. That's not the reality. That's not the financial reality of the NFL, either. You're trying to take advantage of a young quarterback



on a rookie contract, that's the other part of it.

"There's something about being the quarterback and knowing ... when you walk into the building and walk onto the field, you know that you're the quarterback and you know that everyone around you knows that you're the quarterback. It allows you some freedom. Especially when you're a young player, there's no growth unless you make mistakes.

"The problem is, if you're competing for a job, you're not going to be willing to make the mistakes you need to make in order to improve at a rapid rate. You're more worried about the perception of the mistake than actually learning from the mistake. I think that does guys a disservice, and I think it stunts growth when you have to be constantly worried about it. If I know I can make this throw, but it's going to be kind of hairy, and I probably shouldn't, but I'm going to do it anyway. Maybe it takes a hell of a throw, but I can coach off that."

"It's the first time in my career where I've felt comfortable going to a coach and suggesting something, because I feel like I'm comfortable enough with the offense to where I know the machinations of it."

- Will Levis

It'd be silly, of course, to say in May that this will all turn out like things did for Callahan, Zac Taylor and Pitcher in Cincinnati with Burrow. Levis is far from that, which, of course, is something he'd readily admit.

But, obviously, all of these guys think that by doing things this way, like Callahan did with Burrow, Levis is getting his best chance to get there. And that's something Levis feels every day, even in May.

"It's the first time in my career where I've felt comfortable going to a coach and suggesting something, because I feel like I'm comfortable enough with the offense to where I know the machinations of it," Levis says. "That's been cool for me, to be

able to speak my mind. And even if they say no, I know at least I tried and we talked about it."

That effectively means that Callahan's intent, to accelerate Levis's development by getting him to trust his coaches and make and learn from mistakes, is being carried out.

For now, it's created a situation where both Levis and Callahan answer quickly when I ask whether they think that the NFL missed on the ex-Kentucky star by letting him fall all the way to the 33rd slot in the 2023 draft.

"Yeah," Levis says, smiling.

"I do, too," Callahan says.

Even better, now Levis has the chance to reward the people around him for having that faith in him—both those who were with him last year, and those that are here now.

"It definitely leaves a little bit of a chip on my shoulder and makes me want to go out there and work and keep showing people that teams might have made a mistake by not taking me," Levis said. "Hopefully I'm that guy that they talk about that did slip, and I can be that example for other kids that are in that same position in the green room like me."

"There's a part of that, I feel it from Will," Callahan adds. "I don't feel this, I'm going to show the world that they were all wrong. I don't feel that. What I more feel, and this is just my opinion of how I see his demeanor, it's more about I'm trying to prove these people right."

"I'm trying to prove this organization right," Levis says.

And the Titans are giving him every opportunity now to do just that.

###

## **HOW WILL LEVIS EARNED LIFETIME SUPPLY OF HELLMANN'S, AND HOW THE 'MAYO MOCHA' RECIPE WAS BORN**

**BY NICK SUSS  
NASHVILLE TENNESSEAN  
NOVEMBER 22, 2023**

The leaves are changing. There's a chill in the air. Every day gets dark a little earlier. And there's a creamy dollop of Hellmann's mayonnaise plopped in your coffee mug.

You know, football weather.

Long before rookie Will Levis was the Tennessee Titans' quarterback of the future, he was the man who drank coffee with mayonnaise in it. Now he has the pleasure of being both. Back in August, Levis secured a lifetime endorsement deal with Hellmann's, America's biggest mayo brand, to be the condiment's athletic spokesperson. Hellmann's announced the partnership with a faux press conference, in which Levis proudly advocated on behalf of the Mayo Mocha, sipped his signature drink and even ate a mayo-topped muffin for good measure.

"It's hard to articulate, but people love talking about him," said Chris Symmes, director of marketing for Hellmann's. "He has this charisma that I don't think you see too often with athletes. He's clearly very comfortable in front of a camera. He likes to have fun. He's clearly a very gifted athlete. And people love talking about him. He does stuff that makes people want to talk about him."

The story behind Will Levis' lifetime mayonnaise endorsement

Levis had been on Hellmann's radar as a potential spokesperson since his culinary quirk started going viral on social media when he was still in college at Kentucky. In addition to his coffee experiment, he also gained notoriety for eating bananas, peel and all. The stunts were what they were: stunts. He's since said he

doesn't actually drink coffee with mayonnaise on the regular (he's a one-cream, one-sugar guy), but he knows gimmicks attract attention and get people talking.

Brands salivate at the value of charismatic athletes who are game to get silly. Hellmann's sent Levis a care package in February complete with a Letterman's jacket and bucket hat to rep the brand as well as a panini maker and recipes. Still, in the process of preparing for the NFL draft with a cadre of aspiring quarterbacks, Levis said the care package provided him, Max Duggan, Clayton Tune and Dorian Thompson-Robinson roughly a week's worth of meals.

Levis took to TikTok to thank Hellmann's for the haul. Symmes' courtship only intensified from there, culminating in the press conference ad in August.

"I think there's always some doubts like 'mayonnaise and coffee, it's a little peculiar,'" Symmes said. "But that wasn't really the intent. The key part of this was how Hellmann's can be used as a versatile ingredient."

Titans quarterback Will Levis squirts mayo onto a muffin in an advertisement for Hellmann's, the company he's a spokesman for.

Versatile for Will Levis, and for Nashville

Ahead of Levis' NFL debut in October, Hellmann's partnered with Humphrey's Street, a nonprofit South Nashville coffee shop with two locations, to make the Mayo Mocha available to curious Titans fans with adventurous palates. Humphrey's Street's baristas competed to perfect the recipe, going through several rounds of drink creation and taste testing, before landing on a concoction that's been described as having a brownie batter or chocolate ganache taste.

The drink was only supposed to be available from Oct. 25-31, but thanks to Levis' four-touchdown debut; positive press for Humphrey's Street's business model

of providing job training for teenagers in national outlets such as Axios and BuzzFeed; and customers actually liking the product, the Mayo Mocha has twice returned to menus.

"I personally wish we had done a blind taste test with customers so they didn't know," said Camille Cannada, senior director of development for Harvest Hands CDC, the nonprofit arm of Humphrey's Street. "Because I don't think they would've known."

For enterprising roasters, Hellmann's recipe for an at-home Mayo Mocha is simple to replicate:

Pour 1 ¼ cups of hot milk into a bowl and whisk vigorously for 1-2 minutes until frothy.

Pour two hot espresso shots into another bowl. Whisk in one tablespoon of Hellmann's REAL mayonnaise and one tablespoon of chocolate or mocha flavored syrup until smooth and well-blended.

Pour into a large coffee mug and top with frothed milk. If desired, add a sprinkle of cinnamon.

'It Must Be The Mayo'

As part of his sponsorship deal, Levis gets a "lifetime supply" of Hellmann's. The average consumer, Hellmann's says, goes through three 30-ounce jars per year. Since Levis' passion for the product outpaces the average consumer, Hellmann's is starting him off with six jars per year and he can request more whenever he's running low.

Levis says he's already on his second shipment.

After Levis threw for 238 yards and four touchdowns in his NFL debut, Titans fans online started rallying together with the cry "it must be the mayo." Symmes jokes that he didn't coin the phrase but he supports the idea.

Hellmann's can't comment on whether there are more projects planned with Levis or how the

partnership has helped sales or boosted their profile. But Symmes says the goal is to get people to use more mayonnaise, and targeting tailgaters and Super Bowl party hosts is part of the plan.

"As a marketer, it's fantastic to have an athlete/celebrity that is game to do fun stuff," Symmes said. "I think that was evident before he even joined the NFL or the Titans. So I think it gives us, as we think about what the future holds, I think it gives us a lot of freedom to think about ways to partner with him in the future. It's fun to have different ideas floating around given his willingness to not take himself too seriously and also just have a good time with things."

###

## **TO UNDERSTAND HOW WILL LEVIS' DRAFT SLIDE COULD TURN INTO ROCKET FUEL, START IN HIGH SCHOOL**

**BY NICK SUSS  
THE TENNESSEAN  
MAY 10, 2023**

Will Levis has a big mouth.

That's not a figure of speech.

When it comes to food, the Tennessee Titans' second-round pick and potential quarterback of the future is less Julia Child and more a child dipping his hot dog in chocolate milk to test his mom's patience.

Culinary experiments made Levis famous on social media. Long before he was the lightning-rod prospect NFL draft pundits compared to everyone from Josh Allen to Blake Bortles, he was the Kentucky passer who went viral for stirring mayonnaise into his coffee and eating bananas without peeling them.

He doesn't do these things because he likes the taste. He does them because he can. It's audacious. And people react to his audacity.

Like when Levis was at Xavier High School in Middletown, Connecticut. He and some teammates were eating McDonald's. Levis told his friends he could down a Big Mac in five seconds. No one dared him. He just wanted to do it.

So he did.

"A lot of people wouldn't do that because it's weird," said Kyle MacGillis, Levis' high school receiver and close friend. "But he's funny like that. He doesn't really care what a lot of people actually do think about him. He's genuine. I think he's just like 'I bet I can do this.' And then he goes and does it. It's not like he's trying to prove anyone wrong or something."

Now Levis actually does have people to prove wrong. Twenty-six NFL teams passed on Levis before the Titans traded up to pick him 33rd in the 2023 NFL Draft. Levis languished backstage for 31 picks across the four-hour first round, drawing sympathy from some and mockery from others.

Levis has never much cared about being laughed at, though. He's the mayonnaise-in-his-coffee guy. He's the don't-peel-your-bananas guy. He's the guy who doesn't mind swallowing two all-beef patties, special sauce, lettuce, cheese, pickles, onion and three sesame seed buns whole.

A few draft-night memes won't hurt him.

"Regardless of where I got picked I feel like it's not going to change my work ethic," Levis said. "Regardless of if I went first overall or 33rd. You can't let the circumstances dictate your preparation and the level of intensity you bring every day."

Meet Will Levis

The first impression of Levis often elicits the same reaction: That guy looks like a quarterback.

He's 6-foot-4 and 229 pounds with biceps that look like they belong in a 1980s action movie. Every time he throws, he flashes the tattoo on his billboard of a right arm. It reads "2nd Chronicles 15:7" a verse seemingly written for a quarterback: Be strong and do not give up, for your work will be rewarded.

Levis' work wasn't instantly rewarded. Because of injuries, he didn't emerge as a star high school talent until his junior year. He went to Penn State and backed up Trace McSorley and Sean Clifford for three years before transferring to Kentucky. He led the Wildcats to a 10-3 season his first year as a starter but regressed as a senior.

Still, Levis arrived at the NFL Scouting Combine in February a projected top-10 pick. Along with quarterbacks Bryce Young, C.J.

Stroud and Anthony Richardson, Levis was in the conversation to go first overall.

Former Titans quarterback Matt Hasselbeck was one of Levis' league-assigned mentors at the combine and was instantly impressed.

"They said, 'What does Will Levis look like,' and I said 'He looks like a create-a-player on Madden,'" Hasselbeck said. "He's got everything you'd be looking for physically."

But Levis' self-described cannon arm wasn't what stuck with Hasselbeck. The subtle and not-so-subtle quirks of Levis' personality impressed the retired 18-year NFL veteran. Like the way Levis was always the guy who broke down the huddle before and after drills. And how Levis was vocally and emphatically cheering on receivers he'd just met doing their bench presses as if he was, as Hasselbeck puts it, "a tag-team partner at WWE WrestleMania."

The morning of the quarterback and receiver workouts, the NFL tweaked what brand of shoes players were allowed to wear because of a partnership with apparel brand NOBULL. Hours before the biggest workouts of their lives, players were told they couldn't wear the cleats they'd brought.

"Guys freaked out," Hasselbeck remembered. "A lot of guys really freaked out. Will, he didn't even blink. He was like 'Alright, no problem.' He was kind of like 'Can I just put tape on it? Let's find solutions. Let's not gripe.' That was probably the first time I noticed him other than his physical stature."

The joker becomes the butt of the joke

Food-based material isn't the only way Levis knows how to provoke a laugh.

"He does a great Borat imitation. He'll probably kill me for saying that," said Andy Guyon, Levis'

coach at Xavier. "That would always make us laugh."

"Me and him actually quote a lot of different comedy movies together," MacGillis added. "Like 'Step Brothers' all the time. Borat I think is honestly his favorite. But he knows a lot of funny movies."

Levis was 7 when Borat hit theaters. He wasn't exactly doing timely material in high school.

But it's obvious something Levis did in high school resonated with his peers, because he wasn't the only one who weathered four hours of NFL draft coverage on what was supposed to be a celebratory night.

MacGillis and some of Levis' teammates watched at a nearby house. Guyon hosted a draft party at Xavier that began with around 150 people in the building. Instead of showcasing celebrations, a local news station ran footage of Guyon sitting by himself, dejectedly watching the draft on his phone.

"If you looked at NFL Memes on Twitter and stuff they were getting him pretty good," Guyon said. "It hurt a little bit. I definitely felt for the family. But they're strong people. They're good people. That which doesn't kill you makes you stronger."

#### Why Will Levis?

The Titans were cagey on draft night about why they drafted Levis. Coach Mike Vrabel and general manager Ran Carthon labeled Levis the Titans' third-string quarterback behind Ryan Tannehill and Malik Willis. When asked who Levis reminds him of, Carthon said the only player he wants to compare Levis to is Levis.

Discussions about Levis' talent and projectability divide football experts. Some point to Levis' impressive stature, bountiful physical tools and experience in pro-style offenses as a reason why he should've been a top-five pick. Others saw Levis as a Day 2 prospect because his Kentucky tape

leaves much to be desired. He's been erratic, inconsistent and turnover-prone, and his play was significantly worse against Power Five competition than it was against softer opponents.

One of the common criticisms hurled Levis' way is he played a lot worse in 2022 than in 2021. The numbers don't exactly bear that out (he averaged more yards per attempt and had a better passer efficiency rating as a senior while his completion percentage, touchdown percentage and interception percentage all essentially stayed the same), but something was different.

His Pro Football Focus grade dipped from 90.6 to 68.6. His passer rating on throws targeted 20 yards downfield or longer fell by nearly 12 points. Adjusting for sacks, he went from averaging 5.98 yards per carry with nine rushing touchdowns to averaging 4.24 yards per carry with two rushing touchdowns while battling a toe injury.

Everyone from Levis to Vrabel to Hasselbeck tells the same story on why Levis regressed. A new offensive coordinator changed the playbook to an offense less suited for Levis' strengths, particularly one that de-emphasized play-action passes, and two of the Wildcats' starting offensive lineman and Levis' favorite receiver turned pro.

"It's kind of tough for all 11 guys to be on that same page," former Kentucky cornerback Keidron Smith said. "Not everybody's maturity level is at the same point and not everybody's able to comprehend the playbook at the same time. It's difficulties when it comes to playing offense, having a new offense and having the expectations of doing well and the season that we had. It was a lot of built-up things that people had on their shoulders."

Smith said Levis wore the pressure well. Levis battled through injuries when he could've packed up and prepared for the draft. He describes Levis as the kind of person who leads without needing a push.

"For him, it comes easy," Smith said. "Him being comfortable up there and speaking in front of a whole bunch of guys and reaching them, that's one thing. And he knows how to speak to people. He's not going to cuss anybody out or anything. He finds a way to reach his players and his teammates and the coaches really like that about him."

Levis and the Titans: A perfect match?

The Titans called Levis to tell him they were picking him as he was walking through the door into his family home in Connecticut. He left Kansas City after his long wait on Day 1, but travel holdups meant the family barely made it home to hear his name called.

Levis couldn't control his tears when Carthon, Vrabel and Titans controlling owner Amy Adams Strunk called with the news.

The next night, Levis' loved ones gathered for a proper party. Friends, family, coaches and teammates celebrated Levis, and he responded with a speech thanking everyone for standing by him.

"His underlying message was his journey wasn't easy," MacGillis said. "A lot of weird stuff happened. So obviously why would the draft be any easier? But he ended up exactly where he knew he needed to be."

Being an NFL quarterback means weaponizing adversity into triumph. Hasselbeck was a sixth-round pick who worked his way up from a practice squad to starting in a Super Bowl. Tom Brady, Levis' childhood hero, also was a sixth-round pick. NFL MVPs Aaron Rodgers and Lamar Jackson had to withstand similar long waits backstage at the draft before hearing their names called.

Hasselbeck brings up another example of a quarterback he feels is analogous to Levis: Donovan McNabb, the Philadelphia Eagles'



**TK MCLENDON MAKING  
IMPACT AS TITANS  
UNDRAFTED FREE  
AGENT, TIGHT END TO  
DEFENSIVE LINE  
CONVERT**

**BY BLAINE KELLAR  
TITANS INSIDER  
DECEMBER 5, 2023**

The last five years of TK McLendon's football career took him through three different colleges, an offense-to-defense position change and an undrafted rookie contract with the Tennessee Titans.

It also offered him his first NFL start last week.

Four years removed from catching gauntlets at tight end for Copiah-Lincoln Community College and LSU, McLendon is making his impact on defense for the Titans.

"I'm just here to do whatever I can," McLendon said after Sunday's overtime loss to the Colts. "Starting off on the practice squad to making the active roster, it's a hard job. But I'm just here to do whatever they want me to do."

McLendon has played in every game since being elevated to the 53-man roster in early November. He logged 15 defensive end snaps at Tampa Bay and Jacksonville before picking up his first career start against Carolina.

But coming out of junior college in 2018 as one of the nation's top transfer tight ends – and far before that, growing up playing the position – McLendon likened himself to NFL stars Antonio Gates and Travis Kelce.

He signed and transferred to LSU as a junior, appearing in three games and catching one ball against Georgia Southern during the Tigers' national championship season.

McLendon made the switch from tight end to defensive line one year after LSU's title run. A few months following a redshirt season he entered the transfer portal and landed at FCS Eastern Kentucky.

"Here's a guy who's played tight end his whole life," ECU head coach and Nashville native Walt Wells said. "In high school everybody plays everything, but if you're playing everything you're not learning anything."

The Colonels targeted him through defensive line coach Jeremy Hawkins, who recruited McLendon to LSU when serving as assistant director of player personnel.

McLendon said Hawkins was one of the first people to call once he hit the transfer portal, and the two created a plan for his success at a still-new position.

"We were looking for transfer defensive linemen, so (Hawkins) brought the film in," said Wells, who took a chance on the 6-foot-3, 270-pound project.

"Because of (Hawkins') connections we were able to get practice film, which was huge because he didn't have any game film from playing on the defensive line."

Wells said the position change wasn't much of a challenge once McLendon arrived in Richmond – the staff saw pro potential through his size, movement and power at the line of scrimmage.

McLendon grew an inch and gained 30 pounds to start his first season at ECU.

"When you watch him just naturally run, obviously he was a tight end so he's a gifted athlete," Wells said. "Probably not just flat-line fast that you want in a tight end, which makes him fast for a defensive lineman."

As a senior McLendon racked up a team-leading 11.5 tackles for loss

and six sacks, five of which came in five different games.

"I just stuck with the plan," he said, "and look where I'm at now."

Those figures – plus some of Hawkins and ECU's coaching connections with the Titans – helped garner NFL interest for him and fellow undrafted free agent Matthew Jackson, a Hillsboro High School alum and Colonels teammate.

Hawkins was part of the Titans' Bill Walsh Diversity Coaching Fellowship in training camp last season. Wells worked alongside recently fired special teams coordinator Craig Aukerman at Western Kentucky in the early 2000s.

Jackson underwent a position change at the pro level too, moving from linebacker to safety. He's played in over half of Tennessee's special-teams snaps in seven of his nine appearances this season.

McLendon, who signed with the Titans over Kansas City as a UDFA, may see his ever-increasing role grow with two-time All-Pro Jeffery Simmons sidelined. He recorded two tackles and played a career-high 21 snaps (11 defense, 10 special teams) against Indianapolis.

"They continue to grow and take pride in the fact that the Titans took a chance on them, both as undrafted free agents," Wells said of McLendon and Jackson. "And they continue to be thankful and work their tails off to be the best player they can be for them."

###

**'KEEP DREAMING:'  
HEMPFIELD GRAD DAVID  
MARTIN-ROBINSON  
READY TO JOIN THE  
TENNESSEE TITANS**

**BY JASON GUARENTE  
LANCASTERONLINE.COM  
APRIL 29, 2024**

David Martin-Robinson's first team was called Mean Green because of the color of its T-shirts. The 5-year-olds played at LANCO Fieldhouse.

If Martin-Robinson didn't know it then, he knew it soon. He loved football, even the flag variety, and he wanted to play in the NFL someday.

"That was my first dream ever," the Hempfield grad said. "Everyone who has been part of my life through this whole process knows I used to talk about that as a child."

Martin-Robinson is about to get his chance. The 6-foot-4, 255-pound tight end from Temple has signed with the Tennessee Titans as a free agent.

The deal came together during the seventh round of last week's NFL Draft. Martin-Robinson had an offer from the Dallas Cowboys and interest from the Carolina Panthers. His choice came down to the Philadelphia Eagles and the Titans.

The Titans showed the most consistent interest as 257 names were called during the three-day draft. Martin-Robinson agreed to terms Saturday.

It's always a longshot for an undrafted player to make a 53-man roster or even the 16-man practice squad. The Titans only have three tight ends plus Martin-Robinson and Iowa's Steve Stilianos, who also signed after the draft, on their depth chart.

Martin-Robinson decided this was his best hope to stick around past Week 1.

"The foot's in the door," he said. "That's all that matters right now. I'm just gonna go after it. Every opportunity they give me, I'll make sure I'm as prepared as I can be."

It wasn't an easy road from Landisville to Nashville. Martin-Robinson graduated from Hempfield in 2018 and played six seasons at Temple. Injuries and COVID-19 stalled his progress. He caught just 21 passes combined in his first four years.

The lowest point came in 2021 when Martin-Robinson was limited to five games because of a broken collarbone and broken foot. He said he struggled with depression and began to ask himself difficult questions.

"I'd say my time at Temple built my character," Martin-Robinson said. "The lows definitely were lows. Every time I would get injured, I would question whether football was trying to give me a sign. If this was really for me."

Martin-Robinson's college fortunes started to shift in Year 5 and continued last season when he caught 40 passes for 537 yards and four touchdowns while being named second team all-conference.

A great all-around athlete, who played basketball and ran track for Hempfield, was recruited to play wide receiver in college. Temple shifted Martin-Robinson to tight end his first year.

Conestoga Valley grad Jose Barbon gets his NFL chance with the Dallas Cowboys

Conestoga Valley grad Jose Barbon gets his NFL chance with the Dallas Cowboys

The 110s nearly broke Jose Barbon. He made the required time for a few before his legs start...

Martin-Robinson returned home for the weekend and had a party with friends and family as the draft reached its conclusion. Although some teams gave him a draft grade,

he knew he was likely going to sign as a free agent.

It doesn't bother Martin-Robinson that he wasn't selected. All he wanted was an offer.

"Everybody's path is different," he said. "It's all about staying consistent, keep showing up and keep dreaming. That's really what it was for me. It was a test of my perseverance through all these years and my development as a football player."

Martin-Robinson follows in the footsteps of Conestoga Valley grad Jose Barbon, who also went to Temple and signed as an undrafted free agent with the Cowboys last year. Barbon signed with the Montreal Alouettes of the Canadian Football League in January.

Both played flag football at LANCO. Both were MVPs at the Tri-County All-Star Game six years ago.

Martin-Robinson will attend rookie minicamp starting on May 9 and will try to make a strong first impression with the Titans. That's where his next chapter begins. He said he won't be intimidated when he walks into that locker room.

"It's gonna be surreal in the moment," he said. "I've been playing football for so long and I have belief in myself. When I get on the field, it's a comfortable thing."

From Mean Green to the Titans, Martin-Robinson has kept his childhood dream alive.

###

all-time leader in passing yards, touchdowns and wins, who was booed relentlessly by Eagles fans on draft night.

“The reaction Eagles fans had when he got drafted, they didn’t trust Andy Reid,” Hasselbeck said. “Sorry, I think they were wrong. In this case, if anyone’s not trusting Ran Carthon and Mike Vrabel, you probably know how I feel.”

###

**WHAT TENNESSEE  
TITANS' ROGER  
MCCREARY IS LEARNING  
FROM VETERAN  
DEFENSIVE BACKFIELD**

**BY ALEX DAUGHERTY  
NASHVILLE TENNESSEAN  
JULY 25, 2024**

Cornerback Roger McCreary is confident in his chances to be one of the Tennessee Titans' starters on defense.

He also knows — given the additions general manager Ran Carthon made to the Titans' defensive backfield this offseason — the task won't be easy.

In March, Carthon signed eighth-year cornerback Chidobe Awuzie and traded for fifth-year cornerback L'Jarius Sneed. Then, two weeks before training camp began, he added three-time Pro Bowl safety Jamal Adams.

McCreary, a third-year player who finished third in pass breakups (6) and fourth in combined tackles (86) on the Titans last season, is suddenly one of the least experienced players in the Titans' defensive backfield.

"Those guys are who you look up to and just want to play with," McCreary said at Ascension Saint Thomas Sports Park on Thursday. "They make you better just by how they play."

Awuzie, 29, played seven seasons with the Dallas Cowboys and Cincinnati Bengals before signing with the Titans. He has 369 tackles and six interceptions in 86 career games.

Sneed, 27, played four seasons with the Kansas City Chiefs where he was part of two Super Bowl wins. He was traded to the Titans for a third-round pick on Mar. 29.

"Those guys are great," McCreary said of Sneed and Awuzie. "We studied them up close when we played them. They are veterans, and

they give me tips on what I should do."

###

Tennessee Titans' Roger McCreary wants to be aggressive like Jamal Adams

While McCreary learns technique and skill from Sneed and Awuzie, he's learning to be more aggressive from the Titans' newest addition Jamal Adams.

Aggressive play near the line of scrimmage is the calling card of Adams, who is looking to reestablish his NFL presence after missing 24 games over the last two seasons. Injuries suffered while playing with the Seattle Seahawks seemingly derailed his career and had many wondering if he would play again.

Adams signed a one-year, \$1.125 deal with the Titans on July 11, something he sees as a "prove it" deal.

One of the most physical safeties in the game during his time with the Seahawks and New York Jets, Adams has 21.5 sacks and 494 tackles in 80 career games. McCreary says he's eager to grow the physical side of his game learning from Adams.

"I've seen his games, I know how he plays," McCreary said about Adams. "He's aggressive and I see how he is in that box. I'm trying to be aggressive like him."

As the Titans continue through training camp, McCreary has a clear shot to be one of the Titans' starting defensive backs. With Awuzie and Sneed ahead of him, he would slot as the nickel corner, a position that Adams has also played in his career.

With more defensive veteran leaders in the room, McCreary is also ready to establish himself as a leader.

"For me, I'm trying to be more of a vocal guy," McCreary said. "We got new guys coming in, so my main goal is to be that vocal leader and set the example."

**TO UNDERSTAND ROGER  
MCCREARY'S PATH TO  
TENNESSEE TITANS,  
START WITH THE STERN  
WORDS OF A COACH**

**BY BEN ARTHUR  
THE TENNESSEAN  
JUNE 12, 2022**

In 2017, at a Williamson High School football practice in Mobile, Alabama, Antonio Coleman chewed out Roger McCreary.

The defensive coordinator, Coleman felt his star senior was going through the motions. McCreary's activity level looked lackadaisical, so Coleman reminded him that next for him was Power Five football, where lagging could cost his team a touchdown. Lagging in the NFL could cost him his job.

"Do it right all the time!" Coleman told McCreary. "Do it right every time!"

McCreary didn't talk back or pout.

He cried.

"Coach, I apologize," he said through tears. "I get exactly what you're saying."

As Coleman tells it now, "That really let me know that the game of football and what I was saying to him really meant something to him."

Nearly five years later, McCreary is beginning his NFL career with the Tennessee Titans. A second-round draft pick, he'll compete for starting snaps at cornerback and nickelback during his rookie season.

In the offseason program, McCreary already is impressing his new coaches with his mindset.

"He wants to have the right answers all the time and that's unrealistic as a rookie," defensive coordinator Shane Bowen said.

It's an approach molded by his upbringing.

'We often said he had ice water in his veins'

Felicia James, McCreary's mother, ingrained a routine in her son from the time he was a toddler.

She had delivered him before starting 10th grade. By 2 years old, he accompanied her to her high school basketball practices and games, and they always went outside. A single mother, she taught him how to catch a football and baseball. How to dribble and shoot a basketball. He played soccer, too.

James shuttled him between practices and the park as he grew older. If work kept her from taking him to the next sport or activity, she had somebody waiting to do it for her.

Keeping McCreary busy and his mind focused was a priority for James. Free time increased his chances of drifting into the streets of their Mobile neighborhood, where shootings and stabbings were commonplace. The bad influences landed a nephew who grew up with McCreary in jail.

So she automated her son's schedule. If he wasn't at school or playing sports, he was at home getting ready for bed or waking up getting ready for the day.

"Just trying to keep his head going right instead of going left," James said.

James played football growing up. She was a nose tackle and linebacker, playing on organized teams in Mobile with boys. She built a reputation as hard hitter, according to Coleman.

A strict disciplinarian, a vocal James could speak with authority on football, where her son starred at

multiple positions in all three phases for Williamson.

"She was one of those parents who'd cuss me out if I didn't do (well) in the game. She would cuss the coach out," McCreary said. "That's the kind of strong, tough love she would always give."

It fueled his drive.

Since high school, he's made off days work days. At Williamson, McCreary called Coleman to open the weight room on Saturdays and Sundays. On Mondays at Auburn, McCreary came to the football offices eager to find a competitive advantage against the elite receivers the Tigers faced weekly in the SEC.

McCreary could take a piece of information once and be able to absorb and apply it, Auburn defensive backs coach Zac Etheridge said. If there's something he's unsure about, he'll ask about it, preferring to pull the coach off to the side for a one-on-one conversation.

"He understands formations and splits and alignment on the field and what that tells him is coming," said Miami defensive coordinator Kevin Steele, McCreary's defensive coordinator at Auburn from 2018-20. "He's not just out there covering routes and guarding people. He's a smart guy that studies the game, that understands concepts and what people are trying to do to him."

Despite his smaller frame — the Titans list him at 5-foot-11 and 190 pounds — McCreary excelled as an outside cornerback at Auburn, where he led the SEC and tied for seventh in the FBS in passes defended last season. His former coaches point to his strength being a key part of his success in single coverage.

Coleman recalled McCreary benching 355 pounds when he weighed around 170 pounds in high school.

"I wasn't benching that much and I was a defensive lineman," said Coleman, who played two NFL



seasons after a career of his own at Auburn. “So you could tell there was something special about him.”

McCreary’s demeanor is unwavering on the field, according to his former coaches. He stays emotionally neutral after good or bad plays.

“We often said he had ice water in his veins,” Steele said. “Nothing bothered him.”

‘I always tell him to stay in the moment’

At the end of every season, on the Friday night before the final game, Etheridge honors his senior defensive backs departing the program. They go bowling. Expectations for the final game are discussed.

For the 2021 rendition, at the team hotel, McCreary got up to speak. The clarity and delivery of his message about the next day’s Iron Bowl against Alabama floored Etheridge. It fired up the entire room, he said. McCreary had never talked like that before.

He proceeded to have perhaps the best game of his career in the quadruple overtime thriller, a loss for Auburn. McCreary posted four of the Tigers’ seven pass breakups. He locked up future first-rounder Jameson Williams and second-rounder John Metchie III.

The performance cemented his status as a top cornerback in the 2022 draft.

“Everything that (we had) worked on since the time I got (to Auburn) to one of the biggest games of his career and facing those top receivers, he was just in a different mode and you could just tell that it paid off in that game,” Etheridge said.

It meant Coleman’s message four years prior – when he ripped into McCreary at practice – had paid off.

He took nothing for granted before and during the game of his life.

“Our relationship will always be great because it’s about Roger succeeding at whatever he wants to do at the highest level and enjoying life and working hard because he earned every moment that he’s having right now,” Coleman said.

“I always tell him to stay in the moment.”

###

**TENNESSEE TITANS'  
ROGER MCCREARY  
WILLING TO SACRIFICE  
BAKED BEANS TO  
IMPROVE**

**BY MARK INABINETT  
AL.COM  
MAY 5, 2023**

During his rookie season, Tennessee Titans cornerback Roger McCreary played more defensive snaps than any player in the NFL. Despite his ironman status, the former Auburn All-American wants to go into the 2023 campaign even better prepared physically for the rigors of an NFL season.

“You can’t get much faster than what you are now, really,” McCreary said on Wednesday, “so really I was just focusing more on my body – being more professional, being more healthy, and all that stuff because the season is long and I learned that guys are just going down, so I feel like that’s what I need to focus on, just being more healthy and just trying to focus more on my body.”

How serious is McCreary about his preparation? A player whose scouting report said “likes cereal and bologna sandwiches and baked beans” made changes to his diet.

“I’ll admit diet, I still need to work on that,” McCreary said. “That’s something I still need to work on. I’m getting better. ...

“I’ve been trying. I’ve been doing good. I haven’t had baked beans in a while.”

While at Auburn, McCreary ate a bowl of baked beans topped with sugar for his Friday night meal before games.

McCreary is hoping the changes lead to improved performance on the field.

Among the NFL’s cornerbacks in 2022, McCreary ranked fifth in total tackles and second in solo tackles. But only one defensive player was

thrown at more by opposing quarterbacks, and he gave up six touchdowns in coverage last season as he spent much of 2022 as the nickel or slot corner for the Titans.

“I spent a lot on just watching over the last games – the bad plays, the good plays,” McCreary said. “First starting out with the bad plays. I pay attention mostly to that. Playing that slot, that was something different for me, so I feel like that was something I needed to focus on and look to see what I need to improve on the most, and I noticed what I needed to work on in the offseason. ...

“I feel like I wasn’t at the top of my game at the nickel, so I feel like it would be great just to get back from Day 1 to how they want me to play the nickel, literally everything from off to press to knowing the plays to better reaction to knowing how the game speed goes and everything, so I felt it was just great seeing myself on tape.”

The Titans have started their offseason program after posting a 7-10 record in 2022. Seven consecutive losses to close the season ended a three-year playoff streak for Tennessee that included the AFC South title the previous two seasons.

McCreary is experiencing his first full NFL offseason.

“It’s been great just to have that little down time just to get your body back right after a long season, after the rookie season and everything,” the former Williamson High School star said. “It was all great, and coming back here, meeting the new people that have come on the team, new coaches and stuff, it’s just great, again, how we’ve started to find a foundation here, and I feel like the stuff we got going on now in the offseason is going to be great. ...

“Last year, I did a lot. I feel like I did a lot. Now I feel like I know a lot. I feel like I know what’s coming at me now, so just coming out there, going over the plays, I just feel

confident, I just feel comfortable that I know what I’m doing. I did it before.”

###

**FEEL BETTER, PLAY  
BETTER: TITANS TE CHIG  
OKONKWO EXCITED  
ABOUT HOW HIS BODY  
FEELS, AND VIBES  
AROUND TEAM**

**BY JIM WYATT  
TENNESSEETITANS.COM  
JUNE 19, 2024**

NASHVILLE – Feel better, play better?

Tight end Chig Okonkwo believes changes he's made this offseason, as well as a new feel on the team this offseason, could pay off for the Titans this fall.

Time will tell, but right now it's all smiles for the third-year pro.

"A fresh start is always good, especially when you are coming off losing a lot," Okonkwo said. "The building, the vibes are immaculate right now. They are great. The future is exciting right now.

"I feel like guys are more relaxed now, in the building. Guys are coming in and they're not as tense, not as stressed out. And it allows people to be a lot more free in the locker room, a lot more free on the field."

A fourth-round pick of the Titans in the 2022 NFL Draft, Okonkwo is looking to be at his best in 2024.

In 2023, Okonkwo caught 54 passes for 528 yards and a touchdown while playing in 17 games, with 11 starts. A year before, Okonkwo caught 32 passes for 450 yards, but with three touchdowns, and a 14.1 average per reception (compared to 9.8 yards in 2023).

This offseason, Okonkwo said he focused on making changes to the way his body moves on the football field.

Earlier this offseason while in Florida, he worked to prepare himself to make strides.

He did a lot of stability work, in an effort to get in and out of his cuts better. Okonkwo said he could tell a difference in practices in May and June.

"I feel like I maximized the potential I had in my body, and if I wanted to get better, I had to change the structure of how I move and stuff," he said. "(I feel) a big difference, even the way I feel, my body. I feel a lot better when I move. After a long day of moving, I don't feel as sore."

A new coaching staff, and new offensive weapons around him, also has Okonkwo optimistic about what's ahead.

Brian Callahan is known for his offensive mind, and receivers Calvin Ridley and Tyler Boyd coming aboard alongside DeAndre Hopkins should make things better for the offense.

And, the way Okonkwo sees it, all of the team's tight ends should benefit, from himself to Josh Whyle and Nick Vannett.

"I think more down the field, attacking stuff, I would say," Okonkwo said of potential changes for the tight end. "Using our speed to get those balls down the field. A lot of stuff has been shorter stuff in the past. I think we're going to be able to open up a lot more things.

"It is very exciting when you see the stuff we're bringing in. It feels like we're going to be relying a lot on the pass, and that is going to be a big part of my game, too. So, I am very excited for that. I am very excited to have those guys on the outside, and get a lot of the attention, and then make plays on the inside."

###

**‘JUST A FINAL SHOVE,  
MAN.’ A DAY IN THE  
TRAINING CAMP LIFE OF  
TITANS TE CHIG  
OKONKWO**

**BY JOE REXRODE  
THE ATHLETIC  
AUGUST 2, 2023**

NASHVILLE, Tenn. — Chig Okonkwo emerged from the Tennessee Titans locker room at 9:25 a.m. Tuesday, the second day in full pads for a team and player pursuing the same objective — block better.

Okonkwo showed as a rookie fourth-round pick out of Maryland last season that he can run, change speeds, nail routes, win downfield and make plays in the passing game. Fellow second-year pro Treylon Burks has been the early standout of camp, and that in tandem with the addition of DeAndre Hopkins makes the Titans look a lot more dangerous on the outside than anyone would have guessed as of mid-July. Add Okonkwo and healthy second-year slot receiver Kyle Philips to the equation and Ryan Tannehill has intriguing options at hand when he’s not handing to Derrick Henry.

And when he has enough time to throw behind a highly unproven offensive line. One thing that can help this offense is Okonkwo getting to the point where he can more effectively help that front when needed, which will also get him on the field more often. Which will remove his presence as any sort of tell for defenses. The Athletic watched Tuesday’s practice from the perspective of Okonkwo as he continues to work on blocking, special teams and the skills that should allow him to improve on last year’s 32 catches for 450 yards and three touchdowns — 24 of those catches, 278 yards and two touchdowns in the final seven games.

Okonkwo guzzled a bottled water and started jogging toward Field 3, the most distant of three grass practice fields at St. Thomas Sports Park. He gave a “Shhhh” sign with his right index finger into the filming camera of social media coordinator Katie Moseley, then did some head bobs into the filming camera of social video producer Troy Wisneski. Team stretch ended at 9:40, at which point Vrabel gathered the entire team close for a few words that could not be picked up by observing media or fans.

Then it was time for individual drills. The first two for Okonkwo were special teams drills on Field 2, and Vrabel was front and center for the first, stopping it often to give technique instructions as would-be blockers tried to hold up would-be tacklers. Most of the participants were receivers, but Okonkwo, rookie tight end Josh Whyle and rookie linebacker Thomas Rush took turns engaging each other.

Then it was a kickoff return drill for Okonkwo, with special teams coordinator Craig Aukerman running the show. The point was to “flatten your guy out so he can’t cut across your face and make the tackle,” Okonkwo said later, and he did his best to stay in front of receiver Nick Westbrook-Ikhine and redirect him. Then Rush did the same with Okonkwo sprinting toward him.

At 9:51, it was time for Okonkwo to leave the skill group on Field 2 and get with the big uglies on Field 1. Combination blocks were the order of the day. Okonkwo and Jamarco Jones — who is trying to earn the starting right tackle spot for the first six games while Nicholas Petit-Frere sits out a gambling suspension — lined up next to each other and fired forward when offensive line coach Jason Houghtaling barked, “Turbo!”

Petit-Frere was waiting for them with a blocking pad, and they combined to drive him backward.

Players rotated spots often, Okonkwo holding the pad for a rep and combining on another rep with Chris Hubbard, the primary competitor with Jones to fill Petit-Frere’s spot.

“Pad level! Pad level!” Houghtaling reminded one and all, and it’s leverage and precision that have occupied Okonkwo’s focus in an offseason of trying to become a more well-rounded player.

“And you can feel it too, when you’re going, if you can stick a guy versus not quite getting it right,” he said. “Technique is a lot more important than strength. Strength doesn’t matter. Everybody’s strong.”

At 9:57, Okonkwo got back into skill mode on Field 1. A Titans practice tradition is a gathering of the entire team and Vrabel in the center. An offensive player and defensive player face each other. At Vrabel’s whistle, the offensive player circles back and is flipped the football, the defensive player circles back the other way, and they meet in the middle to see if the ball carrier can elude the defender. There’s no tackling to the ground, but there’s an “Ooooooooohhhhh!” every time a defender is jukeed and left grasping air.

Okonkwo elicited no such reaction, but he made a nice move on linebacker Chance Campbell, getting past him going left with Campbell getting a touch on Okonkwo. The 6-3, 238-pound Okonkwo got a defensive rep too — he may not play as much on special teams this season, but he has to be ready — and that was more impressive. He was all over one of the shiftiest players in camp, 5-11, 196-pound rookie receiver Kearis Jackson.

At 10:04, it was time for a 25-minute team period on Field 3. The closest thing the Titans have to real football in practice. No tackling to the ground. No hitting quarterbacks. But serious hitting all the same. And the first play of the team period

illustrated the work Okonkwo is trying to get done.

He lined up as an in-line tight end, on the left side of the line. In front of him was new outside linebacker Arden Key, whose energy, voice and playmaking have been constants throughout camp. Key has been trouble at times for new left tackle Andre Dillard. On this play, it was Okonkwo who engaged him with a big pop on a handoff to Derrick Henry, and Henry cut left off the block to reach the second level.

To the naked eye, it also looked like Okonkwo may have given Key's jersey a tug. Key said later it was not holding, and Okonkwo said of the finish to the block: "A shove. Just a final shove, man."

But the fact that it looked like it might have been speaks to the details Okonkwo and the Titans are pursuing.

"I think the biggest thing for Chig is going to continue to be his hand placement," Vrabel said. "I don't think we're going to make him any bigger, he's not going to be a 260-pound player. But I think we have to just continue to focus on his hands and making sure that they're inside, that they're strong and they're powerful. (He's) not going to be able to sustain against Arden or any player with your hands outside. You just don't have enough power. He's willing. I just think that the technique has to improve."

So ... holding then?

"No, I felt like on the first glance ... like he let go when Arden broke the framework of his body, and tried to give him a shove, as what we coached to," Vrabel said. "I looked at it with a critical eye and I didn't see restriction at the point of attack. But again, I'm not an official. I just try to look and see what they call. I felt like he did let go and he did try to give him a shove. Then we'll see if that guy, in that case, Arden, can tackle Derrick. So again, I think it could have been better. I thought that it was smart not to grab him and

tug him. It was smart to give him a shove at the end like we teach. So started off not so well and probably then finished OK."

That's the level of analysis that can go into one rep. For the rest of the team period when the first-team offense was on the field, Okonkwo was in the lineup more often than not. He moved all around, did some more blocking — including a good pass protection rep on a completion to Hopkins — and ran several types of routes downfield. Tannehill targeted him on a short pass over the middle, but Amani Hooker read it perfectly and broke up the pass.

Okonkwo got open with sharp routes against Kristian Fulton, Sean Murphy-Bunting and Kevin Byard, but the ball went elsewhere each time. When the twos and threes hit the field, he mostly stood close to Tony Dews, who has switched this season from running backs coach to tight ends coach. Dews' instruction, for Okonkwo and other tight ends, was frequent.

More special teams drills followed the team period, with Okonkwo and others getting low to bat a large blue ball back toward Dews three times while shuffling from left to right — a drill designed to work on lateral quickness. After that, Okonkwo and Whyte were back at each other, one trying to block and the other trying to slip past. At 10:47, it was time for another long team drill. But this time, as planned before practice, just the twos and threes would go.

Okonkwo and other starters ran 10 sprints on Field 2 while it got started. Then they jogged over and cheered on their teammates. The horn sounded at 11:12 after a series of plays run by Malik Willis and Will Levis. Vrabel gathered the team close in the middle of Field 3. And at 11:16, it was time to break — some players heading to fans to sign autographs, some doing media interviews, some getting in individual work such as catching passes from the Jugs machines.

Okonkwo and Dews stood by those machines for several minutes, Dews

grabbing Okonkwo's arms and getting into some technique intricacies. Reporters gathered around Okonkwo a few minutes later and he was asked about playing for Dews.

"It's been fun, it's been interesting," Okonkwo said. "The man's loud. A loud guy, man, he likes to coach you really hard. It's a different coaching style, you just have to understand it, and you just have to get used to it. He just coaches you hard and that's how I wanted to be coached."

And that was after a light day. Heavier ones are on the way.

###



**TITANS TE CHIG  
OKONKWO, P RYAN  
STONEHOUSE NAMED TO  
PFWA'S ALL-ROOKIE  
TEAM**

***BY JIM WYATT  
TENNESSEETITANS.COM  
JANUARY 24, 2023***

NASHVILLE – A pair of Titans have been named to the Pro Football Writers Association's All-Rookie team – tight end Chig Okonkwo and punter Ryan Stonehouse.

Okonkwo, a fourth round draft pick of the team from Maryland, finished the 2022 season with 32 catches for 450 yards and three touchdowns.

Stonehouse, signed as an undrafted free agent from Colorado State, finished the 2022 season with a gross average of 53.10 yards per punt (90 punts for 4,779 yards). Stonehouse broke Sammy Baugh's single-season NFL record of 51.40 yards per punt, which was established in 1940 and was never matched among qualifiers (2.5 punts per team game) until Stonehouse's rookie campaign.

The rookie team was chosen in voting conducted by the Professional Football Writers of America (PFWA).

###

**CHIG OKONKWO'S  
CREW: TITANS REMIND  
HIM OF HOME, REFLECT  
NFL'S AFRICA PUSH**

**BY JOE REXRODE  
THE ATHLETIC  
AUGUST 22, 2022**

Titans rookie tight end Chigoziem Okonkwo got the football bug in second grade, his first year of playing and the first year he realized he could make some money off it.

So obsessed was young Okonkwo with the sport that he made sure it was on any TV he was around in his hometown of Powder Springs, Ga. He read whatever he could read, memorized every stat, every player, every bit of analysis he could find. He so impressed his classmates at the lunch table that he started charging them \$1 apiece — or an ice cream cup, their choice — for his commentary. They paid it, until the principal found out, halted the operation and called Okonkwo's parents.

"I told (the principal) it would never happen again," Okonkwo's mother, Isioma, recalled of a conversation from 15 years ago. "But I was so proud of that boy. He came home and thought he was in trouble, but I said, 'That's a very, very good thought, that is our culture, and maybe some time in the future you can bring that out. For now, allow your friends to come listen to you talk about the football for free.'"

Entrepreneurship is a staple of the Igbo people of Nigeria, Isioma said, and that's the first thing that came to mind for her and her husband, Charlton, when they heard of their youngest child's exploits. Nigerian culture is something they talked about throughout the raising of Okonkwo and his two older sisters. It is something Okonkwo became more aware of at 15 when his father tragically passed away of a heart attack while out to dinner with his mother. And it is something he celebrates daily now.

Saturday, a night that saw Okonkwo catch a touchdown pass from Malik Willis in a 13-3 preseason win over Tampa Bay at Nissan Stadium, could be the last time a group of Titans who have bonded over their shared heritage are all in uniform together. Tuesday is another roster cut day, to get it down to 80. The Titans waived four players Monday, so one more must go. Okonkwo and four Nigerian teammates have very different stories and football trajectories.

Okonkwo, a promising fourth-round tight end out of Maryland, will be on the team and potentially a handy addition to the passing game. Ola Adeniyi, born in Nigeria, raised mostly in Houston and a Nashville revelation last season, should again provide quality outside linebacker depth. David Anenih, born in Dallas to parents who had recently moved from Nigeria, has been a pass-rushing standout in two preseason games, and the rookie looks like a practice squad candidate at least. Rookie tight end Thomas Odukoya, born in Amsterdam to a Dutch mother and Nigerian father, can occupy that practice squad without costing the Titans a spot — that's the advantage of the NFL's International Player Pathway program, which got Odukoya to Nashville.

"But I feel like I've got to come out every day and prove I deserve that spot," said the 6-foot-6, 253-pound Odukoya, who dominated club football in the Netherlands, sent highlight tapes to coaches all over the United States, played for two junior colleges and finally found success at Eastern Michigan.

The guy to watch Tuesday is defensive tackle Sam Okuayinonu. "Sam O.," as they call him around Titans camp, is a popular figure around the team. He's close with Okonkwo, his Maryland teammate, and that relationship is part of why Okuayinonu signed with the Titans after going undrafted. He was a captain at Maryland and he's doing all he can to add his name to an NFL trend and pursuit — the league is pouring resources into outreach

efforts in Africa. Last season it reported more than 100 players on active rosters who were either born in Africa or whose parents were born in Africa.

Okuayinonu also is quite undersized for an NFL defensive tackle at 6-1, 269, and based on his opportunities and play in camp he's an active roster long shot, a practice squad hopeful and a Tuesday cut candidate. Ask Okonkwo about Okuayinonu and he'll tell you he's "an inspiration to me" and someone who shouldn't be underestimated. He's certainly been through more than most, seeing things as a young child that no one should have to see.

Born in Monrovia, Liberia, to a Liberian mother and Nigerian father, Okuayinonu was raised there by his mother, Clara, and was attending her college graduation party as a 5-year-old in 2003 when gunfire turned the celebration into chaos. The Second Liberian Civil War, which had been raging since 1999, had reached the doorstep of Monrovia. He ended up separated from his mother, fleeing with his aunt and cousin.

"The gunfire was so heavy, we couldn't turn around," said Okuayinonu, who ended up south of a primary bridge near the city, hiding in an uncle's house, protected from becoming a child soldier but not from seeing dead bodies floating in the water or starving people resorting to cannibalism.

He found out his mother was still alive when her first shipment of food — delivered by clandestine kayak — arrived. They could not speak or communicate for months, until the August 2003 ceasefire resulted in the reopening of the bridge and thousands of people streaming across to find their loved ones. That's a memory seared into Okuayinonu's brain.

"An incredible moment, a blessing," he said. "My mom's my everything. I got to reunite with her, and a lot of kids didn't get that privilege."

They moved together a few years later to Lowell, Mass., where some of their family members had already relocated. That's where he fell in love with American football. That's how it usually goes for kids from other parts of the world with a sport that dominates American culture but does not have the global pull of sports such as soccer or basketball, and that's what the NFL wants to change. That's how it went for Chic Ejiasi, too.

Ejiasi was born in Houston to parents who had recently emigrated from Nigeria. The family moved a few years later to Iowa, where Ejiasi's parents worked as nurses and he became an Iowa Hawkeyes enthusiast. He eventually walked on to Kirk Ferentz's program, lettering all four seasons as a defensive back and contributing to Big Ten championship teams in 2002 and 2004. He graduated with a health and sports studies degree in 2005, tried coaching briefly but ultimately returned as the program's first director of player development — helping players transition from high school to college, helping them excel in college, helping them find internships and employment.

The Titans hired him away from Iowa in 2016 to be their director of player engagement. He has been with the franchise since and he and his wife, Ellie, have a 2-year-old son named Obi — officially Miles Obioma, Obioma translating to "kind hearted." Ejiasi's job is much the same, helping Titans transition to this life. He loves serving and seeing young professionals benefit from and give to their community. He might be having as much fun during this preseason camp as he's had in this job.

"Taking over the league," Ejiasi said with a smile of the increase of African players in the league and with the Titans, which has meant in recent weeks a lot of sharing of stories, conversations about culture and even discovering others on the team with African heritage — such as receiver Nick Westbrook-Ikhine and safety Josh Kalu.

"It's like we kind of all have that understanding of how we grew up," Ejiasi said, and they all have strong feelings on how that culture led them here.

Ejiasi: "For me it was, we were very academically focused in our family. All about giving our best and trying and being the best we could be, especially academically."

Anenih: "I would say it's a pretty big difference from American culture. In terms of how to live, maturity. Like my parents, they've done a really good job of teaching me how to live and good habits to have. ... Respect. Respect for your elders, that's probably the biggest thing I would say."

Adeniyi: "We see our elderly, we respect them. We respect everybody we come around. Coaches, custodians, cafeteria ladies. That's what it is."

Okuayinonu: "To me it's like there's a little bit more pressure to go harder, knowing the sacrifices my mom made to make this possible for me."

Odukoya: "Obviously there's the genetic component of being big and strong, and I'm proud of that, but I also think Nigerians are known for their hard work and work ethic, which you need in the NFL. That shared culture, we definitely take pride in that."

Okonkwo: "Relentless hard work. That's the only way you're going to get anything in life."

Okonkwo also realized he had misperceptions of Nigeria until he visited for the first time. This was in 2017, three years after the tragic passing of his father, to visit extended family and celebrate the life of his father with them.

"People obviously have a negative perception of Africa. They think it's like dirt, everything is poor. That's not the case. It's literally like anywhere else," Okonkwo said. "If you see my uncles' houses over there, they're bigger than multi-

million dollar houses here. That's a big thing I took away, the perception and reality. Everything isn't dirt and poverty."

Okonkwo would like to go back soon to get involved in outreach efforts, NFL-devised or otherwise. Adeniyi is committed to doing so next offseason, as part of NFL Africa. Former Giants star defensive end Osi Umenyiora, who was born in London to Nigerian parents, brought the idea to NFL commissioner Roger Goodell years ago and led in June in Ghana an event called NFL Africa: The Touchdown.

It included a combine-like development camp, a flag football clinic and fan events. The idea is to find and develop talent but also to increase international exposure to the game. The Philadelphia Eagles, for example, are marketing in Ghana as part of an effort to create regional fandom for various teams in different parts of the continent. This had to make business sense for the league to happen. The NFL reports 85 foreign-born players took at least one snap in the 2021 season — compared with 62 in 2014 — and that Nigeria, Canada and Australia are driving the growth.

But for Umenyiora and others with African roots who took part and will continue to take part, it's personal and about providing opportunities. The NFL isn't the only pathway for football to change a life. College football can open many more doors for kids with ability. Foreign-born FBS players more than doubled from 2014 to 2020, from 162 to 325. Roman Oben, the NFL's vice president of football development and the first Cameroon-born player drafted into the NFL, said he got emotional on the trip to Ghana.

"The school kids, the genuine passion and excitement they had, the appreciation, it takes you back," said Oben, a 12-year offensive tackle who won a Super Bowl with the Bucs. "It makes you think about where you came from."

And sometimes that's best explained with a story. Second-grade Okonkwo was surprised that day he came home from school and his parents weren't mad about his entrepreneurial efforts. A couple years later, he came home proudly showing them a 93 he got on a math test.

"A 93?" Isioma Okonkwo said to her son. "Did somebody get 100? Why weren't you the one who got 100?"

###

**CONNECTED BY THEIR  
WEST AFRICAN LINEAGE,  
TITANS TEAMMATES  
CHIG OKONKWO AND  
SAM OKUAYINONU  
DISCUSS THEIR JOURNEY  
TO THE NFL IN MUSIC  
CITY FOOTBALL, TRACK  
2**

**BY JIM WYATT  
TENNESSEETITANS.COM  
AUGUST 4, 2023**

NASHVILLE – The second edition of Music City Football takes a look into the NFL journey for second-year Titans teammates Chig Okonkwo and Sam Okuayinonu, two players with African lineage.

The 11-minute feature, titled "Afrobeat", went live on Thursday night on Tennessee Titans YouTube channel.

There are more than 125 African-born or first-generation players in the NFL, including Okonkwo and Okuayinonu.

At the start of the episode, Okonkwo and Okuayinonu sit down with Director of Player Engagement Chic Ejiasi, whose parents are from Nigeria, for a dinner, and it spawns into a deeper dive into the personal lives of the two Titans.

Okonkwo, a tight end, discussed the impact his father's death had on him at a young age. Okonkwo was just 15 when his father died of a heart attack.

"In the Nigerian culture, I became the man of the house right then, at 15," Okonkwo said. "All I wanted to do was make sure my family was straight. ... When my dad died, it opened my eyes to, Man, the world is real."

Okuayinonu, a native of Liberia, lived in the country until he was 12 years old, when he escaped the country's civil war.

"Growing up in Liberia, it was great," Okuayinonu said. "My mom and my grandmom, my grandmom worked really hard to get us into a comfortable place in Liberia. (Then) in 2003, the civil war broke out in my country, and it was a really tough time. A lot of kids didn't get to see their parents again.

"Me and my mom ended up getting separated during the war, and that was a tough time for me, because my mom is my best friend. She's my everything."

Okuayinonu and his mom reunited after the war. Okuayinonu returned to Liberia in 2021.

Music City Football, which will air exclusively on YouTube, will include roughly four to six stories that will air into the fall.

The premier episode, which debuted in May, featured new Titans General Manager Ran Carthon.

"We have incredible access, and we feel like with that access, there's another level to the layer we can tell," said Surf Melendez, Vice President and Executive Creative Director for the Titans. "We're trying to create a closer connection with our fans, with our team, so they see things they don't normally get to see. We want to be close with our fans."

Also in the works:

-A feature on new Titans linebacker Azeez Al-Shaair and his road to the NFL. A crew went to Tampa, Fla., to visit with Al-Shaair and his mother, showing his long journey, which included a time when he was homeless.

-A feature on Titans fan Colin Jones, a drummer in Circa Waves with a Middle Tennessee connection. Jones, who lives in London, is a big Titans fans who even named his son "Tennessee."

All the episodes will be roughly eight to 12 minutes.

"Every episode has its own story," said Michael Fertig, Producer, Video Content with the Titans. "We're trying to humanize our players, coaches, and members of the organization. We're trying to go beyond the podium, beyond what people see on a Sunday. We're trying to show these are real people with real lives, and they struggle with real things just like everybody else, but they're a part of this great organization."

Subscribe to the Tennessee Titans YouTube and never miss an episode of the Music City Football, presented by SeatGeek.



**3 THINGS TO KNOW  
ABOUT OHIO STATE OL  
NICHOLAS PETIT-FRERE,  
A TENNESSEE TITANS  
THIRD-ROUND PICK**

**BY MIKE ORGAN  
THE TENNESSEAN  
APRIL 29, 2022**

Ohio State offensive tackle Nicholas Petit-Frere was taken by the Tennessee Titans in the third round with the No. 69 pick of the 2022 NFL Draft on Friday.

Petit-Frere comes from Titans coach Mike Vrabel's alma mater where he got a wealth of experience in his college career.

Here's what to know about Petit-Frere:

As versatile as he is large

Ohio State's Nicholas Petit-Frere addresses media before Maryland game

Petit-Frere is huge at 6-foot-5, 316 pounds and he's also flexible with the ability to play either tackle position on the offensive line.

His wide base gives allows him to cover a lot of space when he moves laterally.

Petit-Frere's footwork is exceptional for his size and the main reason he was used at right and left tackle. He is better at right tackle, which is where he is expected to begin his NFL career.

Lofty expectations

Petit-Frere grew up in grew up in Tampa, Florida, and played football and basketball at Berkeley Preparatory School.

He quickly became a better football player than basketball and developed into one of the nation's top offensive line prospects by the time he was a senior. He was a consensus five-star recruit who also received offers from Alabama, Florida and several other Power

Five programs before choosing Ohio State.

After redshirting his freshman year at Ohio State, Petit-Frere earned the starting right tackle position heading into the 2020 season. He played in 35 games between 2018-21 and started in 20.

Petit-Frere earned All-America first-team honors in 2021 by the Football Writers Association of America and CBS Sports. He was also on the 2021 Outland Trophy Watch List.

Improvement needed

Quarterback Ryan Tannehill was sacked 47 times last season so it's easy to see why the Titans went after an offensive lineman.

The problem, however, is that Petit-Frere was a better run blocker in college than pass protector.

He'll need to work on his pass blocking to become the valuable asset the Titans hope he will become.

###

**TONY POLLARD'S  
JOURNEY FROM  
FAMILY'S MEMPHIS  
BARBECUE JOINT TO  
TENNESSEE TITANS  
RUNNING BACK**

**BY PAUL SKRBINA  
NASHVILLE TENNESSEAN  
SEPTEMBER 25, 2024**

MEMPHIS — Tony Pollard wasn't there.

Tony Pollard is always there.

Everywhere.

Arms outstretched, the first-year Tennessee Titans running back is on a poster on the wall to the left of the menu hanging behind the counter at Pollard's Bar-B-Q. Two words are spelled out in white.

**WELCOME HOME**

There he is a few feet to the right, in the window and next to it, on posters touting his college success at Memphis.

**CHANGE THE GAME**

**PLAYER OF THE YEAR ALL-AMERICAN**

Tarrance Pollard, Tony Pollard's father and the owner of Pollard's Bar-B-Q, and Terrion Pollard, Tony Pollard's brother and an employee at Pollard's Bar-B-Q, pose for a portrait at the counter in the family's restaurant in front of a poster celebrating Tony Pollard's return to Tennessee with him in his Titans uniform in Memphis, Tenn., on Friday, September 13, 2024.

There he is again, around the corner, framed and matted in black and Memphis blue, in a Commercial Appeal story with a larger-than-life headline.

**A SPECIAL PLAYER**

Add the entire wall dedicated to Tony Pollard inside the brick building with the red roof on 4560 Elvis Presley Blvd., and you get the

point: Tarrance Pollard is proud of his son, who led the Titans with 82 yards and a touchdown on 16 carries during the team's season-opening loss to the Chicago Bears.

"I wish all of 'em could have been like Tony," he said.

The smell of the ribs he had started smoking was still stuck to his black T-shirt when he took a seat at a table near the front window.

"Truthful. Never got in no trouble," he continued.

'A stampede of kids trying to fight my brother'

Well, almost never.

Tony Pollard showed his moxie as a running back early — and out of necessity — all the way home from a friend's house.

He was there with his brother, Terrion. Most of the boys were much older than him.

"We were on a trampoline, jumping around and stuff," said Terrion, who helps run the family business with his father. "Tony hit some kid, busted his nose by accident."

The boy didn't take too kindly to it and went after Tony. So did a lot of the other boys.

"It was basically a stampede of kids trying to fight my brother," said Terrion, who played collegiately at Lane, an HBCU in Jackson, Tennessee. "I remember him running up the street, a line of guys chasing him. He ran back home so fast I couldn't even catch him."

Neither could anyone else.

His speed also came in handy one day in third grade after he returned home from school and thought the family's home had been robbed. Some cabinets had fallen off the wall and it looked "like chaos."

Tony panicked. Visions of the time his family's apartment was robbed danced in his head.

Tarrance, who was returning home, caught a glimpse of his son "running till he got almost clean off the two acres of land."

'He told me he wanted to run'

Once upon a time, Pollard was afraid of football.

He was 4 years old playing against older boys, some twice his age. Terrion, four years Tony's senior, was one of those kids.

"He's standing out there with his little uniform as I pull up to a practice," Tarrance said of Tony. "The coach had a line of dudes running, and Tony gets the tackle. He tackled maybe two or three of those little boys."

And then?

"And then the next one came," Tarrance continued. "Man, came and laid him out."

"Them eyes were really heavy with the water, but he wouldn't let it run out."

That day, Tony Pollard told his father he wanted to quit football.

The way Tarrance remembers it, Tony didn't play again until he was 8. Terrion remembers it differently, said Tony never quit.

Either way, Tony was a lineman by then, "a tackling machine."

"But he used to nag me all the time, told me he wanted to run," Tarrance said.

Tarrance "nagged" the coach. Tony eventually ran in practice. Tony eventually ran in a game.

He's been a running back since.

Derrick Henry helped convince Tony Pollard to play for Titans

How did Tony Pollard end up playing for the Tennessee Titans?

The man he's trying to help replace, Derrick Henry, had something to do with it.

Pollard and Henry, who signed a two-year deal with the Baltimore Ravens in March after eight seasons with the Titans, work out together in Dallas. That's where Pollard used to play for the Cowboys.

"Derrick let him know it's going to be real good in Tennessee," Tarrance said. "He told Tony it was great, he loved it in Tennessee."

Playing close to home was a consideration when the 6-foot, 209-pounder pondered where to sign. That's what he did in March, for three years and \$21.75 million.

"That definitely went into my decision making," said Tony, who was picked by the Dallas Cowboys in the fourth round of the 2019 NFL Draft. "Just being close to family, having games so close to home so I can have a good home crowd coming out to support. Just coming where I was wanted."

'I was getting paid something'

Tony Pollard worked one summer at Pollard's Bar-B-Q, before his sophomore year at Memphis Melrose.

He helped ring up orders, cooked burgers and hot dogs and smoked sausage.

"I don't remember what I was getting paid," he said, pausing to try to recall. "But I was getting paid something."

Then football got in the way.

"I just got too heavily involved in football," Tony said.

'We think this is going to be his best year'

Tarrance Pollard learned how to cook barbecue from his grandfather, who worked at a packing house and helped raise him in Memphis.

He seared rabbit. He slaughtered cows. He made barbecue.

He began working at Gridley's Bar-B-Q in Memphis when he was 16. Two years later, he joined the Navy.

He began his business in a food truck in 1995. He moved to a small carryout location a year later and landed on Elvis Presley Boulevard in 2011. Four months later, the restaurant was featured on The Food Network's "Restaurant: Impossible," a show that helps renovate and reinvigorate eateries.

Tarrance feels right at home here. He thinks his son will feel right at home being so close to home with the Titans, for whom he hopes to cook barbecue the way he and Terrion once did for the Dallas Cowboys.

Tony Pollard has come full circle. The 2019 NFL Draft was held in Nashville.

"We think it's going to be his best year," Tarrance said.

###

**WHY NEW TENNESSEE  
TITANS RB TONY  
POLLARD FEELS RIGHT  
AT HOME IN NASHVILLE**

**BY PAUL SKRBINA  
NASHVILLE TENNESSEAN  
JULY 31, 2024**

Tennessee Titans fans leaned over the blue padded wall at Nissan Stadium and took turns screaming his name.

Tony! Tony! Tony! Tony!

A woman with a blue Titans flag. A young boy with a football. A young girl with a mini helmet. A boy with a powder blue Oilers jersey.

They all wanted the attention of new Titans running back Tony Pollard.

They got it.

Pollard obliged requests for autographs and fist bumps and selfies for more than 20 minutes Saturday after a Titans open practice, part of the team's "Back Together Weekend."

Shadowing him most of the time was his girlfriend, Kania Taylor, and their 1- and 3-year-old daughters.

Pollard, who grew up a Titans fan in Memphis, feels at home in Nashville after signing a three-year, \$21.75 million free agent contract in March. His professional career was born in Nashville, too, where the 2019 NFL Draft was held, and the Dallas Cowboys picked him in the fourth round.

"That definitely went into my decision making," he said. "Just being close to family, having games so close to home so I can have a good home crowd coming out to support. Just coming where I was wanted."

Pollard, who spent the past five seasons with the Cowboys, had just finished posing for pictures with his family in the end zone before he spoke.

Tony Pollard shows off, shows out

Fans at Nissan were screaming Pollard's name earlier Saturday, too.

Quarterback Will Levis acquainted Pollard's hands with the football 40-some yards downfield and watched him run another 33 yards to the end zone, causing fans to rise to their feet in salute of the feat. Pollard had snagged the ball away from cornerback Roger McCreary's reach.

They cheered again when his last-second block in the backfield allowed a scrambling Levis to find a receiver downfield.

"That's a little showcase of what Tony's capable of," first-year Titans coach Brian Callahan said. "He runs routes and catches the ball like a receiver. He runs the ball as good as any running back."

Pollard was a receiver during his senior season at Melrose High School. With the Memphis Tigers, his receiving yards outdid his rushing yards 1,292 to 941. He also tied an FBS record with seven kick-return touchdowns.

"I love being able to show all of my ability on the field," he said. "I was more natural, more comfortable at running back but I was always good at open field."

Pollard was signed to try to help fill the void left by Derrick Henry. Pollard's contract makes him the 10th-highest paid running back in terms of average per year.

A little help from his friends

With Henry gone to the Baltimore Ravens, the load of the Titans' backfield has been left to the legs and hands of Pollard and Tyjae Spears.

They are similar backs who both can run and catch the ball.

Pollard, who topped the 1,000-yard mark the past two seasons and was given the franchise tag by the

Cowboys last season, is used to sharing responsibilities.

He shared a backfield with Ezekiel Elliott for four seasons, during which he accumulated 3,621 rushing yards to go with 23 touchdowns. He also caught 176 passes for 1,319 yards and five touchdowns.

He shared time in the backfield with Darrell Henderson at Memphis, where Pollard is second all-time in all-purpose yards (4,860) and Henderson third (4,790).

How he and Spears will complement each other remains to be seen.

"That's a good question," Callahan said earlier during camp. "I think Tyjae's got a little bit different route-running ability. Tony, he's a smoother runner. They're both really explosive. Of all the groups that we have, I think those guys are the ones that are the most exciting for me."

###

**WHY NEW TENNESSEE  
TITANS RUNNING BACK  
TONY POLLARD MADE  
MEMPHIS MENTAL  
HEALTH SUMMIT A  
PRIORITY**

**BY DAMICHAEL COLE  
MEMPHIS COMMERCIAL  
APPEAL  
MAY 4, 2024**

Tony Pollard was on a tight schedule. The former Dallas Cowboys turned Tennessee Titans running back was making a quick stop in Memphis, and it was important for him to attend a mental health summit.

Pollard stopped by the Bend Dxn Break Athletes Summit on Saturday afternoon at Hope Church. He was joined by keynote speaker C.L. Shepherd and notable Memphis celebrities, former Grizzlies player Tony Allen and rapper Project Pat.

The group spoke to Memphis-area high school students on Saturday. The two-day event started on Friday. Nearly 500 students across the Memphis area attended the events, coming from high schools such as Whitehaven, KIPP, Manassas, Germantown, ECS, Oakhaven, Houston and Briarcrest.

“Just being able to talk to the youth, I’m just trying to make sure they’re going down the right path and got their heads on right,” Pollard, a former Memphis football and Melrose standout, told The Commercial Appeal.

Shepherd, who goes around the country speaking at engagements similar to two-day summit, wanted to empathize with the students as someone who struggled with mental health as a teenager.

For Project Pat, Saturday was about continuing to show up and let his voice be heard around Memphis where he can leave an impact. Allen has increased his presence at these type of events in Memphis over the past few months.

“I love to target areas in need, because at one point, I was that person,” Allen told The Commercial Appeal. “Growing up, I had a lot of issues that I thought was normal. That’s what I want to do. Change the community norm.”

Tony Pollard talks joining Tennessee Titans

Multiple students at Hope Church attended in Dallas Cowboys No. 20 Pollard jerseys. After Pollard signed with the Tennessee Titans, those jerseys are now throwbacks.

Pollard joined the Titans in March, putting him closer to his Memphis roots. While Pollard said he made a business decision in going from Dallas to Nashville, he called being closer to home “the icing on the cake.” Playing less than three hours from Memphis impacted his decision.

“I’ve been enjoying it. I’ve been able to come home a lot more, see my family, kids get to play with their cousins and things like that,” Pollard said.

Being close to home also means Pollard can keep a closer eye on the Tigers football team.

“Ever since I’ve been there, it’s been a good program,” Pollard said. “Every year, they’re getting guys in the league, so they’re definitely in the right direction.”

###



## **HOW TITANS ROOKIE WR EARNED THE NICKNAME 'THE PROFESSOR'**

**BY MICHAEL GALLAGHER  
THE NASHVILLE POST  
AUGUST 15, 2022**

Thirteen practices into his rookie season, and Tennessee Titans receiver Kyle Philips has already earned a reputation for being deceptively difficult to cover.

But Philips' uncanny ability to seemingly always have the right answer during team meetings has also earned him a nickname from the Titans coaching staff.

"He's a bit of a know-it-all, but that's why I call him 'The Professor' because there's nothing he doesn't know," Titans wide receivers coach Rob Moore said on Monday. "His passion for the game shows up a lot. When you talk to him about it, he really does have a good mind for the game. You can make adjustments [for him] in a quick moment, and he can adjust to it."

Added Philips: "It definitely makes me feel good. But it also puts a little bit of a target on my back. He'll throw some trick questions out there to try and catch me. When he does, he doesn't let me live it down. So, it goes both ways."

From terminology to route running, Philips spends most of his free time breaking down film — of himself, of his teammates and of any receiver who happens to have a highlight reel on YouTube.

"I started [studying receivers] in middle school," Philips admitted, adding he will watch a video on YouTube and say to himself, "I want to try and add that to my game."

Although Tennessee's WR group is relatively young and inexperienced, Robert Woods notwithstanding, Philips disclosed there is plenty to learn from the group of fellow pass catchers.

The Titans have a solid mix of physical, speed and possession receivers. That eclectic mix of size, quickness, strength, route running and elusiveness is what Philips credits for helping him round out his skillset.

"I study every receiver I can," Philips said. "Just being out here, I'd say [I study] a lot of Robert Woods, Mason Kinsey and Nick Westbrook-Ikhine. I like to take an aspect of every little bit of their game — with Robert just how good he is with his hands, Nick his releases, and Mason just how explosive he is in and out of his cuts."

###

## **WHO IS DILLON RADUNZ AND WHY DID THE TITANS DRAFT HIM IN ROUND 2?**

**BY MICHAEL HOGAN  
SI.COM  
MAY 2, 2021**

The right tackle competition for the Tennessee Titans got much more interesting on day two of the NFL Draft.

A few weeks ago, coach Mike Vrabel, when asked about the position, said there was no predetermined depth chart. Those with a chance to end up on top include free agent Kendall Lamm, the recently re-signed Ty Sambrailo and David Quessenberry.

Dillon Radunz, Tennessee's second-round pick, will add some youth to the battle. While the 6-foot-6, 298-pound North Dakota State product knows he will be the least experienced player compared to the three veterans, but he also has every intention of winning the job. Because that's just who he is.

"I'm always going to want to start. I'm not going to speak it into existence that I won't be (the starter), if that for some reason happens," Radunz said. "I'm always going to be competitive. I'm always going to want teams to win. I'm always going to want my team to win, so I'll push the guys in front of me and make sure they're on their P's and Q's about that. It's going to be a competitive atmosphere."

What to know about the newest candidate to be the Titans' right tackle:

He prides himself on versatility. A few days before the NFL Draft, ESPN's Jeremy Fowler reported that Radunz's stock was rising because some people around the league believed he could play all five offensive line spots.

Radunz said he focused on making himself versatile throughout the draft process. That will be important

because he primarily played left tackle in college. He will be shuffling over to the other side in the NFL, at least early on, and may also be expected to play other positions.

"I've been working on it in the offseason, doing drills and stuff with the right tackle if that is the position they want me to be at," he said. "So, I've been working on both sides of the ball, switching up my stance like that, so that is probably the biggest challenge and then making sure everything you're dotting your I's and crossing your T's when you switch over."

He has plenty of experience with NFL players and coaches. Leading up to the NFL Draft, Radunz trained with one of the best offensive tackles in recent league history, Joe Staley, the former San Francisco 49er who made six Pro Bowl appearances and made the Pro Football Hall of Fame All-2010s team. He has also worked with former NFL offensive line coach Paul Alexander.

"I flew out to California immediately after that game, went to train with Joe Staley, ex-49er, future Hall of Famer, so he was super good in my development," Radunz said "He was a huge testament to that, so shout out to him. I did that a lot with previous NFL players. I worked out with Paul Alexander. He was a previous NFL coach."

And of course, he has played with some NFL players at NDSU, including the No. 3 overall pick in this year's draft, quarterback Trey Lance, and 2016 No. 1 overall pick, quarterback Carson Wentz.

He feels like his stock rose at Senior Bowl. Radunz played in just two games in the past several months due to COVID-19, and only one of those was for the NDSU Bison due to COVID-19. The other was at the Reese's Senior Bowl, where he was named player of the week after a strong showing throughout.

different about hitting guys," he said. "So, being able to just hit pads, being able to train with other offensive linemen, they understand the physicality of the game, so having them hold pads for you and stuff. It's been difficult, but at the same time, I think I did a good job at it. Things showed at the Senior Bowl, and we'll continue to do that through OTAs and rookie minicamp."

Titans general manager Jon Robinson agreed.

"Their season was shortened obviously. That Senior Bowl exposure was really good for him to go against some of the best of the best in college football," Robinson said. "Got a chance to spend some time down there with him, get to know him. He's about what we're about, you know, football-wise and makeup and commitment to being a good football player."

He's durable. After redshirting as a freshman, he entered the 2017 season with a much larger role. However, he tore his ACL after playing 15 snaps in NDSU's season-opener the following season and went on to miss the entire season.

After that, though, he went on to start 32 consecutive games for the Bison. He enters the NFL about as healthy as could be.

"My body is super fresh," he said. "I literally have no injuries at all, no nicks and bruises. I was able to gain a lot of strength too through that because I wasn't playing in the season, so my body's in tip-top shape. It's just a matter of getting back into or I should say coasting into that football shape that I was talking about since I haven't played football, but I'd say there's a lot of positives about only playing one game."

###

**NEW TITANS WR CALVIN  
RIDLEY HAS A NEW TEAM  
AND PLENTY OF  
MOTIVATION**

**BY JIM WYATT  
TENNESSEETITANS.COM  
MARCH 15, 2024**

NASHVILLE – Calvin Ridley has a new team, and plenty of motivation.

Ridley, who officially signed a lucrative, multi-year contract with the Titans this morning, said he's ready to go.

"This is my first day, and I'm learning what it is to be a Titan," Ridley said at a Friday morning press conference. "But it's amazing, man. This is my third team. They gave me some years here, so I am excited to show my talent and my skills and learn the city and learn the fans. Honestly, I am overwhelmed."

A first-round pick of the Falcons in the 2018 NFL Draft who jumpstarted his career last season with the Jaguars, Ridley agreed to terms with the Titans earlier in the week after drawing interest from a number of teams.

Ridley said he's looking forward to a new start.

He knows he has something to prove.

"I do listen to some of the stuff," Ridley said, "just to give me a boost to go out there and play well."

During his five-year NFL career, Ridley (6-1, 190) has totaled 4,358 yards and 36 touchdowns on 324 receptions while playing in Atlanta (2018-22) and Jacksonville (2023).

Last year for the Jaguars, Ridley recorded 76 receptions for 1,016 yards and eight touchdowns. He registered four of his 15 career 100-yard performances in 2023.

"I'm a good player," Ridley said. "I am the type of player who deserves this contract, I am going to say that. I am the type of player you want in

the building, someone who is going to work for your organization. ... (The Titans) got a player who is going to come in and work for whatever ya'll gave me. Ya'll got a player."

Selected 26th overall by the Falcons in the 2018 NFL Draft, Ridley got off to a great start in his first three NFL seasons, recording 1,374 yards and nine touchdowns on 90 catches during the best season of his NFL career in 2020 after posting 60-plus catch and 800-plus receiving yards seasons in 2018 and 2019.

After a shortened 2021 season, Ridley was acquired by the Jaguars in a trade with the Falcons while he was suspended for the 2022 season for a violation of the league's gambling policy.

Then came the 2023 season, which helped change the course of his career.

Ridley wants to change the recent fate of the Titans as well.

"I want to bring this team through the roof," Ridley said, "and do everything I can to help. From now on, I'm only going up, because my work ethic is good. I am going to put the work in to be good. I am only going up from here. I am ready to take off."

###

###

**AFTER A YEAR OF GROWTH, LB OTIS REESE IV PLANS TO GET BIGGER STRONGER, AND BETTER IN SECOND NFL SEASON**

**BY JIM WYATT  
TENNESSEETITANS.COM  
MARCH 22, 2024**

NASHVILLE – When the Titans signed linebacker Otis Reese IV last May, his first priority was to make the team.

The undrafted free agent did that and more in his rookie NFL season, a year when he built confidence, and improved as a player.

"I think I learned a lot," Reese said at season's end. "Being able to play in the (seven) games I played in, special teams and the games I played on defense, getting that experience meant a lot.

"Games started slowing down for me a little bit. So, I want to take that into the offseason and build on that and just get better."

Reese, who played in college at Mississippi, started the final three games of the season in 2023 while playing in the seven games total. Reese tallied 16 tackles, including nine in a game against the Texans.

Reese spent a good chunk of the year on the team's practice squad, but injuries at the position opened the door for him to get playing time.

"I always knew I could play football at any level," Reese said. "It's just about having pride and having courage and believing in yourself, and executing at the highest level."

Reese's mission now is to build on the success, while getting bigger, and stronger.

Reese said he planned to go back home to Georgia to train during the offseason, but he's spent part of the offseason at Ascension Saint Thomas Sports Park as well.

Reese, who is 6-foot-3, said he planned to put on some weight as well. Reese, who played at 222 pounds in 2023, said he hopes to be at 227 pounds in 2024. He plans to eat better, and be more consistent with his diet this offseason.

After playing at 210 pounds his final year in college, he feels like the extra size helped him.

Now, he wants to help the Titans even more moving forward.

"It's always a blessing to walk in the door in the NFL," Reese said. "Every day I walk in here, I am grateful for the opportunity to be here. It's just a blessing to play this game. It was a roller coaster (rookie year), some ups and downs, but that comes with the game is part of the business."

###

## TITANS REBORN RUDOLPH HAS PROVEN HIS READINESS

*BY JOHN GLENNON  
NASHVILLE POST  
MAY 30, 2024*

Heading into Week 16 of the 2023 season, the Pittsburgh Steelers looked dead in the water.

They were in last place in the rugged AFC North, had made the decision to bench quarterback Mitchell Trubisky and were without the services of injured Kenny Pickett, who had started most of the season. Pittsburgh had lost three straight games and had been held under 20 points in five straight contests.

Enter current Titans quarterback Mason Rudolph, who had made all of two starts over the previous three years and was third on the Steelers' depth chart.

In a showdown game against Cincinnati — and with current Titans coach Brian Callahan watching from the opposite sideline — Rudolph produced a shocking performance. He completed 17-of-27 passes for 290 yards, two touchdowns and zero interceptions, guiding the offensively challenged Steelers to a 34-11 win.

How happy were Steelers fans with their team's Dec. 23 offensive outburst? Many sang "Rudolph the Red-Nosed Reindeer" in the home stands, serenading the team's new quarterback.

It was the start of a three-game tour de force for Rudolph, who would go on to lead the Steelers to wins over Seattle and Baltimore as well, the final victory earning Pittsburgh an unlikely playoff berth. In those final three must-win, regular-season contests, the 28-year-old Rudolph completed 53-of-71 passes (74.6 percent) for 716 yards, three touchdowns and zero interceptions, guiding the Steelers to back-to-back games with 30-plus points for the first time since October of 2020.

The Steelers lost their playoff game, 31-17, to Buffalo, but Rudolph put up solid numbers, going 22-for-39 for 229 yards, two touchdowns and an interception.

Overall, Rudolph's four-game stretch was an impressive display of staying ready and prepared, especially after playing so infrequently for the better part of four years.

"I got an opportunity to play and loved it, had a lot of fun," Rudolph said Wednesday following a Titans OTA session. "I got a lot of great relationships with the guys in Pittsburgh and we were able to clinch a playoff berth. Didn't get it done [in the playoffs], didn't play as well as we would have liked. But I was happy with the way I played, the way we played, felt like we kind of fed off each other there at the end."

Thanks to those four games, the free-agent market for Rudolph was much better in 2024 than what greeted him in 2023, when his phone wasn't exactly lighting up with offers.

The Titans — in part because of what Callahan had seen a few months earlier — signed the 6-5, 235-pound Rudolph to a one-year, \$3.6 million deal to back up starter Will Levis. Rudolph likely has a leg up on teammate Malik Willis, a third-round Titans pick in 2022, because of his experience and recent track record.

"He's been in Pittsburgh for most of the time I was in Cincinnati, so a very familiar divisional opponent," Callahan said. "Mason, when he's had a chance to play, has played pretty well, and he was never the full-time starter. But you see his record as a starter (8-4-1). He did a really nice job doing what they needed him to do when he played, and that's the name of the game if you're a backup quarterback, to be ready to play."

A third-round draft pick of the Steelers in 2018, Rudolph was attracted to the Titans in a sign of

mutual respect for Callahan, knowing the Titans' first-year leader worked with quarterbacks like Peyton Manning, Matt Stafford and Joe Burrow in the past.

"I think the pieces they already had in place [was an attraction], and coach Callahan, I've got a lot of respect for him [from] the division," Rudolph said. "Being an offensive teacher, an offensive mind, [and he] spent some time obviously with Peyton back in Denver, with Matt Stafford, did a good job with the Bengals offense."

Just how much Rudolph plays this season remains to be seen.

The Titans would love to see Levis play all 17 games, but the injury rate of quarterbacks in the NFL makes that seem unlikely.

Ankle injuries kept previous Titans starter Ryan Tannehill out of multiple games in 2022 and 2023, ultimately costing him his job. An ankle injury also sidelined Levis for almost all of the Titans' final three games last season.

No one can predict if or when Levis might suffer an injury. But should the circumstances dictate, Callahan will expect the next man up to do more than simply hand off the football.

"When your moment comes, [you have] to perform well enough to help your team win, and [if] you play for four or five or six games, you're expected to go out and play well enough to win those," Callahan said. "I think he's proven that over his career when he's had opportunities and he's played well. He's big, he's strong, he throws the ball well, he's accurate, and he's got the playing experience to back it up."

We know this much about Rudolph, based on his effectiveness after a long wait last season: The man won't be caught unprepared.

"I did all the things that a back-up quarterback can do to kind of maximize your readiness," Rudolph



said. “Felt like I had good training camps each year [in Pittsburgh], and didn’t get an opportunity until I did. You can’t really predict when it will come, but you can be ready and I felt like I was.

“That’s how I prepare. I’m always going to be ready.”

###

**JEFFERY SIMMONS AIMS TO BE THE LEADER THAT UNFAMILIAR TENNESSEE TITANS NEED | ESTES**

**BY GENTRY ESTES  
NASHVILLE TENNESSEAN  
AUGUST 22, 2024**

The Tennessee Titans were about to practice. Their highest-paid player was on a knee.

Jeffery Simmons had taken a few steps out of the facility, and then he suddenly dropped.

Praying. For teammates. For himself. For health. For protection on the field. After a few seconds, he jumped up, patted his chest, pointed up, and jogged into another day of leading a rebuilt NFL franchise into its unfamiliar future. In 2024, there are new concerns, new schemes, new coaches and a whole bunch of new players.

Not much new about the chieftain of the Titans' locker room, though. Or his prayers. Simmons has always done that, he said, and he always will.

"A lot of people don't know," he said, "every morning, no matter if I'm headed to football practice or home on an off day, I wake up and listen to gospel. That kind of eases me into my day. That's me starting my morning off and thanking the man above for giving me the opportunity to do what I do."

That other side of Simmons – the reflective, spiritual one – indeed is seldom noticed amid the carnage of his profession. As a defensive lineman, Simmons is paid to take what's orderly on the other side and tear it apart with brutal force. Simmons is good at it, too. One of the best.

"He's never going to take it easy," said rookie left tackle JC Latham, who just got to Tennessee and has already concluded that he's practicing against "the best interior defensive player in the league."

Simmons plays with ferocity and emotion that isn't always easy to contain. For years, he's scrapped in practices. He, too, has been known to take criticism personally. Earlier this preseason, Simmons confronted local radio host Buck Reising near the sideline after practice. Not the first time Simmons had quarreled with a reporter's social media takes. But in this case, everyone noticed. That radio host was on the air.

While Simmons later took accountability and walked back his actions publicly, it was a terrible look and a bad example – for a reason more important in 2024 than ever before:

This is Simmons' team. He's held to a higher standard.

Whereas the Titans of recent years also leaned on a group of veteran stalwarts like Derrick Henry, Ryan Tannehill and Kevin Byard for leadership, the only one of the bunch left is Simmons.

Other players' voices may stand out, but they'd seem a tad young (quarterback Will Levis) or new (receivers Calvin Ridley and Tyler Boyd among others) or reserved (edge rusher Harold Landry) to equal Simmons' personality as a firebrand – and his reputation as an elite player – to galvanize a locker room of relative strangers.

Seldom, if ever, has a defensive lineman been as important a presence as Simmons for this year's Titans.

"You feel Jeff is not only the leader of the D-line group and the defense, but the whole team," general manager Ran Carthon told reporters prior to training camp. "And you feel it, and you see it."

What does that look like?

It's rookie defensive lineman T'Vondre Sweat stressing how Simmons, who's basically serving as a mentor for the second-round pick, is "a great guy" more so than just "an amazing football player."

"That's what people don't see," Sweat said. "Off the field, he's a great person. That's what I wanted to come into (in the NFL), and I did. I can't be more thankful to have a vet like Jeff, man."

"Really?"

It's Simmons going up to Levis and telling him, as he did recently, "I think we should try to do something as a team." Simmons had been pondering it for a while, going back to something he said Von Miller told him about tighter teams being more willing to play for one another.

Position groups had hung out previously, but the Titans previously hadn't done "much of the team bonding outside of the building," Simmons said.

So they went to Topgolf, and they had a blast.

"A great number of guys showed up," Simmons said. "It's just something we can do outside of the building. We're around each other all day, and in the building it's football, football, football. But the more you know your teammates when it's not just about the game of football, that'll help us be a better team on the field."

New Titans coach Brian Callahan plans to have players vote for captains once the active roster is finalized. Once those captains are named, they'll have C's on their jerseys, continuing a custom Callahan has been a part of in previous coaching stops.

Callahan also plans to have a group of Titans that he'll meet with regularly for feedback.

"The best teams I've ever been around are player led," Callahan said. "You have strong player leadership, it generally correlates to the type of team you're looking for. That's something that I think a lot about."

Good news, coach.

Your best player appears to be thinking about it, too.

###

**NFL STAR JEFFERY  
SIMMONS COMES HOME  
TO MACON FOR SECOND  
ANNUAL COMMUNITY  
FUN DAY**

**BY BENJAMIN ROSENBERG  
COMMERCIAL DISPATCH  
JULY 9, 2024**

MACON — When Jeffery Simmons was growing up in Noxubee County, the youth football infrastructure was not exactly robust, despite a strong pipeline of players making it to the top levels of college football and even the NFL.

Now that Simmons has become arguably the most decorated player to ever come out of Noxubee County High, the Tennessee Titans' star defensive tackle has dedicated much of his time off the field to giving back to his hometown.

He was back home in Macon on Saturday for the second annual Jeffery Simmons Community Fun Day — featuring food, games, live music and fireworks — and he also spent time with the players in the Noxubee Titans youth football program he founded earlier this year. More than 120 boys and girls aged 5-12 are part of the Noxubee Titans, according to Simmons' business manager, Freddie Poindexter.

“At the end of the day, we have to be there for the kids,” Simmons said. “This is about the kids and whatever we can do for the kids, promoting good behavior and whatever it may be to stay in school. When you've been through it, you've been there before, you don't want to go back. I don't want these kids to experience what I went through as a kid.”

Simmons played for the Macon Broncos youth program before becoming a dominant force on the football field in high school, helping the Tigers win three MHSAA state championships. The top prospect in his class in Mississippi, Simmons had offers from Alabama, Ole Miss and plenty of other top programs,

but he chose to remain close to home and play at Mississippi State.

In three years with the Bulldogs, Simmons racked up 32.5 tackles for loss. Even after tearing his ACL while training for the 2019 NFL Draft, Simmons was selected 19th overall by Tennessee, returning to the field midway through his rookie season. He became a true star in 2021, finishing with 8.5 sacks and making his first of back-to-back Pro Bowls.

Following his second Pro Bowl in 2022, Simmons signed a four-year contract extension with the Titans worth \$94 million, and he has spent a good chunk of that money helping kids back in Macon. The practice facility at Noxubee County High has bore Simmons' name since 2020 and was officially dedicated as the Jeffery B. Simmons Field House in 2022 after Simmons presented the program with all new equipment.

“I do it because I care about my community,” Simmons said. “I just want to push something positive to our community. At the end of the day, that's what it's about, just giving back. I enjoy doing this and we want everyone to have a good time. You get on social media, you see things you don't want to see, but hopefully today, we just bring everybody together for one big fun day for the kids and for the community.”

Tyre Phillips, J.T. Gray and Willie Gay, all former MSU players currently in the NFL, were also in attendance Saturday to support Simmons and the Noxubee Titans. The high school team has remained a powerhouse since Simmons graduated, winning another state title in 2017 and appearing in the championship game each of the last two years.

The Tigers are now led by rising senior quarterback KaMario Taylor, a Mississippi State commit and the No. 6 player in the state for his class, according to the 247Sports Composite rankings.

“(Simmons) definitely inspired me,” Taylor said. “When he signed that big contract, it inspired a whole bunch of kids to keep playing football, keep grinding, because he's been through the same things we've been through. It means a lot because we know he doesn't have to do this. He takes his time to give back to this small town, and we're thankful for it.”

Simmons also started the Give Em A Reason Foundation to “inspire youth and youth empowerment through sport, by way of self-esteem building and opportunity creation” in 2023. He was rewarded for his philanthropy as the Titans' nominee last year for the Walter Payton NFL Man of the Year Award, which recognizes an NFL player for excellence on and off the field.

“The award's cool and all, (but) I don't do it for the publicity. I don't do it for the awards,” Simmons said. “Being a nominee for the Walter Payton Man of the Year, it's a dream come true, but the real dream come true (would be) winning it. That just shows how much I care about my community. I don't do it for publicity; I do it because I care.”

###

## **WHY TENNESSEE TITANS STAR JEFFERY SIMMONS IS SENDING 'SECOND DAD' TO SUPER BOWL | ESTES**

**BY GENTRY ESTES  
NASHVILLE TENNESSEAN  
FEBRUARY 4, 2024**

High school football coach Tyrone Shorter long believed his first Super Bowl would be to see former pupil and current NFL star defensive lineman Jeffery Simmons.

In a way, Shorter was correct.

While Simmons' Tennessee Titans won't be playing in Sunday's Super Bowl, it's because of Simmons that Shorter and his wife are planning to be in Las Vegas to witness the game.

As the Titans' nominee this season for the Walter Payton NFL Man of the Year Award, Simmons had two Super Bowl trips — tickets, flights, hotel accommodations — to give out.

"They were the first people that came to mind," Simmons said, "because he has done so much for me, just mentally or off the field. . . . He's not just my high school coach. I look at him as a second dad."

Simmons surprised Shorter in person, telling him he had a Christmas present for him.

Shorter and his wife are to fly out Friday and back on Monday, enjoying a weekend that'll include time spent with Simmons, his former player at Noxubee County High School in Mississippi.

"It's just the guy he is," said Shorter, now the coach at nearby Louisville High School. "To me, I'm just glad that I had an influence on his life and helped mold him to be the man that he is today. He could have given those tickets to anybody, but he decided to give them to me and my wife. It just makes me feel good. That's the reason why I do what I do, coaching high school football."

The Payton Award is one of the most prestigious in the NFL because it recognizes outstanding service and impact away from the field in addition to strong play on it.

The reasons for Simmons' inclusion, according to the Titans, are his community efforts for families and children both in Nashville and back in Mississippi.

Among the highlights: In November, Simmons handed out more than 500 turkeys to families for Thanksgiving. In July, he held a full week of events in his hometown of Macon, Mississippi, hosting a football camp and community fun day while giving gift cards to local athletes for a shopping spree.

"Some of the things that he's doing now (in giving back)," Shorter said, "we talked about that stuff when he was in high school. . . . It makes me so proud of the man that he's become."

Simmons referred to Shorter as "Coach Dad," an indication of a relationship that's far deeper than most high school coaches and players have. It goes back to when Simmons was a fifth grader, hanging around the football fields. Shorter put him to work as a water boy then.

Louisville head coach Tyrone Shorter signals for a time out at the MHSAA Class 4A State Football Championship on Saturday, December 5, 2020, at Mississippi Veterans Memorial Stadium in Jackson, Miss.

Years later, when Simmons entered high school, he was determined to play quarterback. That wasn't going to happen. "You're going to be a d-lineman," Shorter told him.

"He looked at me like, 'Huh? I ain't going to play football then if I can't play quarterback,'" Shorter recalled with a laugh.

Shorter wasn't about to let him quit playing football, either, telling him as far back as ninth grade that he had the potential to make it to the NFL.

"I think (the tight relationship) is because he looked up to me as a father," Shorter said. "He called me Coach Dad, because he didn't grow up with his father. He didn't have that male figure in his life. . . . I was there for him, whatever advice, whatever he needed, we made sure that he had it."

At the Super Bowl, Shorter says he'll be rooting for the Kansas City Chiefs, because he coached against defensive lineman Chris Jones and linebacker Willie Gay — both attended Mississippi State, like Simmons — during their high school careers.

For Simmons, too, it'll be a nice moment. He was thrilled to get the chance to treat someone who he says taught him how to be a man and told him: "Use football. Don't let it use you."

"He always held me accountable," Simmons said. "I was grateful to have him in my life, so it's like a small token of appreciation to him and his wife to get to go to the Super Bowl."

###



**TITANS DL JEFFERY  
SIMMONS NAMED WEEK  
12 NFLPA COMMUNITY  
MVP**

**BY JIM WYATT  
TENNESSEETITANS.COM  
NOVEMBER 24, 2023**

NASHVILLE – Titans defensive lineman Jeffery Simmons has been named the Week 12 NFLPA Community MVP after providing turkeys to more than 500 Nashville families for the Thanksgiving holiday.

"The Bible says in Luke 12:48 that 'To whom much is given, much will be required.' Growing up in Noxubee County, Mississippi, I watched my mother make countless sacrifices for me and my four siblings, especially during the holidays," Simmons said in a release provided by NFLPA. "Knowing that God has put me in a position to be a blessing to others means the world to me, and I realize there is still so much work for me to do in the community. I want to sincerely thank everyone for helping with the Give Em A Reason Foundation Turkey Distribution."

Coach Mike Vrabel gave Simmons permission to leave Tuesday's walkthrough early so he could attend an event for his Give Em A Reason Foundation, and cars lined up outside of Nissan Stadium for the drive-thru turkey delivery.

Simmons partnered with Kroger to help feed families for the holidays.

"Being able to give back to the community means so much to me," Simmons said earlier this week. "This is a time of giving, and being in the position I am today ... I always think about how I am thankful to play the game of football. I'm thankful to be able to give back to the community. I think, around this time, maybe someone didn't have the money, or whatever it might be, to buy a turkey? I think about those things."

Following the event, Second Harvest Food Bank of Middle Tennessee, FrankTown Open Hearts, and other local nonprofit organizations were able to use and distribute the remaining turkeys to additional recipients who were unable to attend.

"Just the excitement on their faces," Simmons said. "All the 'thank you's', the 'thank you for what you do for the community.' That's what it is all about. I don't look for the publicity on the outside, I do it because that is my heart. I do it for my community. ... It meant a lot to be out there."

In honor of Simmons being named this week's Community MVP, the NFLPA is making a \$10,000 contribution to his foundation or charity of choice. In turn, Simmons will take part in a virtual or in-person visit to a school or children's hospital. Along with the other 2023-24 Community MVPs, he will also become eligible for this year's Alan Page Community Award, which is the highest honor that the NFLPA can bestow upon a player.

Now in its 10th season, the Community MVP campaign is part of the NFLPA's continued efforts to support the year-round, civic outreach and engagement of its player members. Please visit the NFLPA Community MVP website to learn more about the program.

2023-24 NFLPA Community MVP winners:

Week 1: Alexander Mattison, Minnesota Vikings

Week 2: Bijan Robinson, Atlanta Falcons

Week 3: Justin Hardee, New York Jets

Week 4: Frank Ragnow, Detroit Lions

Week 5: Arik Armstead, San Francisco 49ers

Week 6: Emmanuel Ogbah, Miami Dolphins

Week 7: Calais Campbell, Atlanta Falcons

Week 8: Cam Heyward, Pittsburgh Steelers

Week 9: Kayvon Thibodeaux, New York Giants

Week 10: Saquon Barkley, New York Giants

Week 11: Jalen Pitre, Houston Texans

Week 12: Jeffery Simmons, Tennessee Titans

Coach Mike Vrabel gave Simmons permission to leave Tuesday's walkthrough early so he could attend an event for his Give Em A Reason Foundation.

Cars lined up outside of Nissan Stadium for the drive-thru event.

Simmons partnered with Kroger to help feed families for the holidays.

"Being able to give back to the community means so much to me," Simmons said earlier this week. "This is a time of giving, and being in the position I am today ... I always think about how I am thankful to play the game of football. I'm thankful to be able to give back to the community. I think, around this time, maybe someone didn't have the money, or whatever it might be, to buy a turkey? I think about those things."

Following the event, Second Harvest Food Bank of Middle Tennessee, FrankTown Open Hearts, and other local nonprofit organizations were able to use and distribute the remaining turkeys to additional recipients who were unable to attend.

"Just the excitement on their faces," Simmons said. "All the 'thank you's', the 'thank you for what you do for the community.' That's what it is all about. I don't look for the publicity on the outside, I do it because that is my heart. I do it for my community. ... It meant a lot to be out there."

In honor of Simmons being named this week's Community MVP, the NFLPA is making a \$10,000 contribution to his foundation or charity of choice. In turn, Simmons will take part in a virtual or in-person visit to a school or children's hospital. Along with the other 2023-24 Community MVPs, he will also become eligible for this year's Alan Page Community Award, which is the highest honor that the NFLPA can bestow upon a player.

###

Now in its 10th season, the Community MVP campaign is part of the NFLPA's continued efforts to support the year-round, civic outreach and engagement of its player members. Please visit the NFLPA Community MVP website to learn more about the program.

2023-24 NFLPA Community MVP winners:

Week 1: Alexander Mattison, Minnesota Vikings

Week 2: Bijan Robinson, Atlanta Falcons

Week 3: Justin Hardee, New York Jets

Week 4: Frank Ragnow, Detroit Lions

Week 5: Arik Armstead, San Francisco 49ers

Week 6: Emmanuel Ogbah, Miami Dolphins

Week 7: Calais Campbell, Atlanta Falcons

Week 8: Cam Heyward, Pittsburgh Steelers

Week 9: Kayvon Thibodeaux, New York Giants

Week 10: Saquon Barkley, New York Giants

Week 11: Jalen Pitre, Houston Texans

Week 12: Jeffery Simmons, Tennessee Titans

## HOW TITANS' SIMMONS SAW FOOTBALL AS LIFE-CHANGING OPPORTUNITY

*BY TURRON DAVENPORT  
ESPN.COM  
OCTOBER 18, 2023*

NASHVILLE, Tenn. -- The bye week couldn't have come at a better time for the Tennessee Titans.

A frustrating 24-16 loss to the Baltimore Ravens pushed the Titans (2-4) to the bottom of the division, causing team captain Jeffery Simmons to suggest his teammates do some soul-searching.

"We need to figure out the guys that want to be out there," the defensive tackle said. "We need to reevaluate our team and figure out who wants to play football for the Titans."

The pain shows on Simmons' face after every loss.

It's from the competitive spirit he developed from going against his older brother, Dylan Bradley, whose NFL aspirations were cut short due to injuries. They competed in everything from tackling drills to video games and more.

"He used to be so competitive," Simmons said. "I used to be mad at him. We used to fight each other every time he beat me."

During position meetings, Titans defensive line coach Terrell Williams pulls up clips of Simmons hustling to the football even when the play isn't near him as an example of how he wants the other players to compete.

"There's nothing better than showing guys that are at [Simmons'] status and still play hard," Williams said. "Not every Pro Bowler is running to the ball the way he is. If Jeff Simmons can run to the ball, the rest of the guys better get going, too."

Simmons and Bradley are only two years apart, so Simmons had to wait

his turn to start playing when he was watching his big brother play at 5. The two used to practice tackling by putting their pads on so they could hit each other and by hitting a tree in their backyard.

"Tough" is how Simmons described it.

Bradley said he knew his little brother was built different when he had tighrope ankle surgery during his senior year in high school. The procedure normally has a four-to-six-week recovery time, but Simmons came back to play two weeks later.

As the oldest of five siblings (three sisters and Simmons), Bradley had to be "the man of the house." He quickly saw football as a way that he could make things better.

"Football gave me the opportunity to change my life and my family's life," Bradley said. "So, I had to put all my energy into football."

Simmons took on the same belief from a young age. Growing up they always talked about being able to make things better for the family.

That's why Simmons was emotional during his press conference after he signed a four-year, \$94 million contract extension, making Simmons the second-highest paid defensive tackle in the NFL -- behind only the Los Angeles Rams' Aaron Donald. Simmons came a long way from when he had to share the bed with his brother.

"Every day I wake up and think about those hard times and how my mother didn't feel like it," Simmons said as he fought through tears. "Sometimes, I'll be like 'I'm hurt' and think about my mom. My family, that's my motivation."

Their uncle, Jason Hatcher, played defensive line for the Dallas

Cowboys. Having played the same position, Simmons and Bradley wanted to follow in their uncle's footsteps.

Simmons remembers going to his uncle's house in Dallas and seeing the things that football provided.

"It was like me being around that made me love the game more because I know my uncle also came from a small town [in Louisiana]," Simmons said. "That motivated me, just knowing that I could do the same thing."

Meeting his uncle's teammate, Hall of Famer Demarcus Ware, was a huge moment for Bradley to push for the NFL.

Simmons was a freshman on the football team at Noxubee County High School in Mississippi when Bradley was starring on the team as a senior.

Ole Miss and Mississippi State recruited Bradley in high school, but he chose to play at Southern Miss from 2013 to 2016.

Bradley signed with the Minnesota Vikings as an undrafted free agent in 2017, but he was waived during the final roster cuts and re-signed to the practice squad. He had a good chance to make the roster in 2018, but an ankle and knee injury ended his dreams.

As for Simmons, he would also become a standout for Noxubee County before suiting up for Mississippi State, where he'd go on to be an All-American from 2016 to 2018.

Although it wasn't career-ending, Simmons had a devastating injury in February 2019 before the scouting combine. He thought he just hyperextended his knee, but Hatcher, who served as a pre-draft mentor, had to break the news he got from Simmons' trainer, Tony Villani of XPE Sports, that the injury was actually a torn ACL, according to Simmons.

Simmons told ESPN he called Bradley in tears and told him he considered going back to Mississippi State. Before the injury, Simmons was projected to be a top-10 pick.

But Bradley promised things would work out.

"You're the best defensive tackle in the draft," Bradley said. "You'll get picked in the first round."

The injury gave the brothers the opportunity to lean on one another as the draft approached and spend some time together.

Simmons almost joined the Vikings like his brother, as Minnesota considered taking him at No. 18. but they took center Garrett Bradbury instead.

The Titans gave Simmons the call of his life when they were on the clock at No. 19. The two brothers, who were wearing matching outfits, embraced as soon as Simmons got off the phone. They were on their way to Nashville.

Bradley worked for a framing company when he first got to the city. He got into training when the COVID-19 pandemic hit in 2020, first by helping his sister lose a significant amount of weight through workouts they did in Simmons' garage.

Bradley got the certification to be a trainer soon after that, which led to an offer to work at a sports training facility called D1 that opened in Spring Hill, Tennessee -- where he is now the head strength and conditioning coach.

Simmons approached Bradley last winter about being his trainer after he decided to stay in Nashville to train during the offseason. Bradley was honored to train his younger brother along with former Titans' and current Buffalo Bills defensive lineman DaQuan Jones.

"I could tell training is his passion," Simmons said. "This past offseason, I'm like, 'I'm going to give you a

chance.' He did a hell of a job with that, helped me get stronger as well."

He was coming off a season where he had to push through an ankle injury for most of it. Simmons told ESPN he had to get shots in the ankle over the last eight weeks just to be able to play.

The emotions came spilling out after a loss to the Jacksonville Jaguars in Week 18, which made the Titans miss the playoffs, when Simmons was asked about playing through his injuries.

That loss also marked the first time that Simmons would miss the playoffs.

"As his older brother, I was like, 'Don't let them see you cry,'" Bradley said. "But that's him allowing himself to be vulnerable and showing his passion. If everyone on a given team had that much passion about football that team wouldn't lose."

With Simmons' passion comes belief. In himself and his team, and though the Titans haven't gotten off to the start they would have wanted, Simmons believes things can turn around.

"We have a long season ahead," Simmons said. "We have a bye week, and hopefully guys get healthy, hit that reset button and come back ready to roll."

Their next shot to start to turn the season around comes Week 8 when they host the Atlanta Falcons on Oct. 29 (1 p.m. ET, CBS).

###

**KEY TO CITY PRESENTED  
JEFFERY SIMMONS  
DURING FUN DAY**

**BY GRANT MCLAUGHLIN  
DISPATCH  
JULY 5, 2023**

MACON – When Macon resident William Mitchell was looking for something to do with his daughter, Rachel, this weekend, he wasn't sure what would shake out.

After hearing that Tennessee Titan Defensive End and former Noxubee County High School football player Jeffery Simmons was hosting a community fun day, he knew just what to do.

“I watched (Simmons) play all four years of high school football,” Mitchell said. “We were just at home and I really wanted to bring her out to this, and because she loves water games.”

Mitchell was one of around 3,000 people who signed up to attend the Jeffery Simmons Fun Day event at the Noxubee County Sportsplex, featuring local food vendors, music and games for children, as well as a firework show that evening, Simmons said.

Simmons told The Dispatch he wanted to come home and host an event to pay homage to his hometown of Macon and bring people out for the Fourth of July holiday.

“(Events like this) motivate me,” Simmons said. “This is where I started from. I am going to help people from all over, but right here in Noxubee County is what made me. I wanted to bring something back to where I came from.”

Mayor of Macon, Buz McGuire, said the city provided fireworks for the event, and also presented Simmons a key to the city for his philanthropic efforts in Noxubee County.

“For me, the most important thing is he's willing to give back to his

community,” McGuire said. “I know he's done some work at (Noxubee County High School), and now he's putting on this day. I'm sure there'll be other things in the future too.”

In 2021, Simmons provided free meals to Macon Electric workers and 4-County Electric Power Association linemen for their work following a severe winter storm, and funded a \$50,000 renovation project for NCHS to revitalize its field house and weight room in 2022.

Simmons also donated \$75,000 to the Starkville Parks and Recreation Department that same year to build a turf field at the Starkville Sportsplex.

Simmons said he plans to continue making trips back home to work with local high school students and put on more events, but could not comment on the nature of those future endeavors.

“Everything is not set in stone,” he said. “I don't want to speak on anything just yet right now. But we want to grow this city. We don't have a lot here. So, I think that's where it starts.”

Another attendee, Johnathan Morris, said he brought his whole family out to the event to support Simmons, but also to see the firework show and enjoy the holiday as a family.

“I'm a big fan of Tennessee Titan Jeffery Simmons, and we came out to support (him),” Morris said. “But it's also pretty nice because it has a lot of stuff for the kids.”

###



**FOUR YEARS LATER,  
TITANS DT JEFFERY  
SIMMONS STILL BUOYED  
BY CONTROLLING  
OWNER AMY ADAMS  
STRUNK'S TRUST IN HIM**

**BY JIM WYATT  
TITANS ONLINE  
APRIL 14, 2023**

NASHVILLE – Four years ago, after being selected by the Titans in the first round of the 2019 NFL Draft, an emotional Jeffery Simmons vowed to reward controlling owner Amy Adams Strunk for having faith in him.

Simmons, sitting two seats down from Strunk at his introductory press conference, tucked his head and shed tears when Strunk spoke about her trust in him while welcoming him into the organization.

Simmons, who was recovering from an ACL injury at the time, had faced questions following an off-field incident he was involved in back in high school. The well-publicized incident resulted in heavy scrutiny over the pick, but Strunk spoke about second chances, and her faith in Simmons.

"Coming from a woman," Simmons, fighting back tears, said of Strunk at the time. "I'll tell her in front of you guys that she can trust me. I won't let her down."

Strunk was involved in the process that led to the Titans selecting Simmons.

"We are getting a great football player, that goes without saying, but we are getting a great man," Strunk said in April of 2019. "We are a nation that gives second chances, and this young man, Jeffery Simmons, he deserved that second chance."

On Wednesday, the Titans officially awarded Simmons with a second contract.

The big defensive lineman signed his long-term contract extension before another emotional press conference when he once again thanked Strunk for believing in him.

Simmons said he exchanged texts with Strunk after the two sides agreed to terms.

"From day one I told Miss Amy that I would never let her down," Simmons said. "I texted Miss Amy after we came to an agreement, and I told her how much I appreciated her trusting in me from day one. What she sent back to me, she told me: 'You promised me that you would never let me down and you haven't.' And that right there, it hit something inside.

"To have a female owner, a lady owner, in the NFL to trust in you so much, from the adversity I went through on my journey to get here, it means so much to me. Miss Amy, I appreciate you so much."

Simmons has held up his end of the bargain since the Titans selected him with the 19th overall pick on the 2019 NFL Draft out of Mississippi State.

Simmons has been named to two Pro Bowls in four years, and since joining the Titans he ranks second on the team with 21 sacks, trailing only outside linebacker Harold Landry III (26.5). His career totals also include 196 tackles, 19 passes defended, two forced fumbles and three fumble recoveries.

After missing the first six games of his rookie season due to a pre-draft injury, Simmons played in 56 of the team's last 60 games (54 starts). He was a team captain in each of the last two campaigns.

Simmons said he's grown on and off the field over the past four years.

"I know for a fact I have grown," Simmons said. "If you don't grow, especially as a player in this league. From year one, I am going into year five now, I don't think I'd be standing at this podium right now.

"As a man, I try to be better than I was. .... That's been my motto forever: Be better than I was yesterday, on the field and off the field. Of course, I feel like I have grown as a man, and as a player."

###

# **ON HIS BIG DAY, TITANS DT JEFFERY SIMMONS IS SMILING THROUGH THE TEARS**

**BY JIM WYATT  
TITANS ONLINE  
APRIL 13, 2023**

NASHVILLE – Jeffery Simmons had a lot of things on his mind when he stepped up to the podium on Wednesday.

Among his thoughts: "I'm going to try not to cry today."

Then the big defensive lineman looked at his mother, and the tears started streaming down his cheeks. At one point he paused for 12 seconds before gathering himself.

"My mom, single parent," Simmons said. "Just to see the journey we have been on as a family. It's crazy," Simmons said. "I think, man, from house to house, apartment to apartment. Sharing a bed with my brother. Now, we're good. ... It's generational wealth, as we call it. It's who I do it for. Every day I wake up, I think about those hard times where I know my mom didn't feel like it. Sometimes I am hurting, but I think about my mom, having raised five kids on her own. For me to say, I don't want to do this. That's my motivation, my family."

Titans General Manager Ran Carthon, Coach Mike Vrabel and a big group of family members were on hand at Ascension Saint Thomas Sports Park on Wednesday for a press conference celebrating the long-term contract extension Simmons signed earlier in the day.

At the conclusion of the press conference, Simmons talked more about his mother, Brenda Bradley, and his upbringing.

Simmons said his mission since first stepping on the football field as a five-year-old – when he used to put on his shoulder pads and hit a big pear tree in the backyard – has always been to make his family proud.

And give them a better life.

"I didn't want to make too much eye contact with my mom today because I knew she'd be there crying, and then I'd cry, too," Simmons said with a smile. "But to think about that upbringing, and all the adversity we've been through. ... I know she is proud of me."

Simmons said the family moved six or seven times when he was younger, including a move from Louisiana to Mississippi.

At most places, Simmons shared room with brother, and his two sisters also shared room. Simmons said his mom adopted his uncle's daughter, a cousin, who he also calls a sister.

With a household of five kids, Brenda Bradley had to work all kinds of jobs, from working at a convenience store to working at a prison. She did everything she could to make ends meet, Simmons said.

"But she never missed a birthday," Simmons said.

Simmons said he pulled weeds as a kid to make extra money, to keep her from having to pay for his football uniforms.

Not too long after signing his first NFL contract with the Titans in 2019, Simmons bought his mom a house in Spring Hill, Tennessee, so she could be close.

Now, after signing a mammoth deal with the Titans, the two-time Pro Bowler knows his family will be taken care of for years and years and years to come.

He's also now finally ready to reward himself – he plans to buy a new home, perhaps with a pool.

"I never picture myself wearing another color than two-tone blue, other than a gold jacket," Simmons said. "This is a great day. I hope I retire here, and I hope I can make this franchise happy."

###

**IT'S BIGGER THAN FOOTBALL': TITANS' JEFFERY SIMMONS SPENDS WEEK GIVING BACK IN MISSISSIPPI**

**BY STEFAN KRAJISNIK  
THE TENNESSEAN -  
MISSISSIPPI CLARION  
LEDGER  
JULY 9, 2022**

STARKVILLE – Before he was an All-Pro and All-SEC defensive tackle, Tennessee Titans star Jeffery Simmons was a manager for his high school football team.

Simmons was in middle school but served as a varsity football manager when he walked through the weight room at Noxubee County High School and saw the rusty weights and bent bars.

It's a sight that stuck with him, particularly as he saw opponents such as West Point with better equipment to help build a "winning culture."

So Simmons made a promise. He wasn't a 6-foot-4, 300-pound menace yet, but his potential had always been apparent as a five-star prospect. Once he made it to the NFL, Simmons said, he'd ensure future Noxubee County athletes had access to better equipment.

The former Mississippi State standout fulfilled the promise Thursday as he stood outside newly named and renovated Jeffery B. Simmons Field House. The only thing more eye-popping than the shiny oversized scissors used in the ribbon cutting was his neon yellow shorts suit.

"I cannot really show my appreciation for Noxubee County enough," Simmons said.

Simmons' time in high school wasn't always as successful as his football career. As a senior in 2016, he was found guilty of malicious mischief and pleaded no contest to a simple assault charge. It came after he was helping break up a fight

between his sister and another woman. Simmons was shown on video striking the woman before walking away.

Simmons said the donations and work he does for his high school are not an attempt to cover up for what happened.

"I moved on from all that," Simmons said. "I don't even talk about it anymore. I don't live in the past. My thing is, what I'm doing now is to make sure my name, my brand — the Jeffery Simmons brand — will leave a legacy not just for me but for my kids and their future.

"That's my biggest thing. I have nephews, nieces. What can I do to make sure they're good in their future and make sure they don't have to live off that — live off something that happened 20 years ago, 30 years ago."

NCHS athletics director Karen Dixon — who has known Simmons since he was in her fourth-grade class — says once the school was informed of Simmons' plan with the weight room, it was their idea to name the field house after him.

The unveiling in Macon, Mississippi, was only the start of an eventful week back home for Simmons. He made the short trek Friday to Starkville, where he signed a \$75,000 check for Starkville Parks and Recreation toward a new turf field at the Starkville Sportsplex.

The field was also named in his honor and was used through the weekend for his third annual youth camp.

"It's bigger than football," Simmons said Saturday. "It's not all about just these young kids seeing us play on Thursdays, Monday nights and Sundays. These kids matter. The town of Starkville matters. The town of Macon matters."

Tennessee Titans defensive lineman Jeffery Simmons reacts after a play in the first half against the

Cincinnati Bengals at Nissan Stadium.

Simmons was joined at his camp by NFL players Elgton Jenkins, Tyre Phillips, J.T. Gray and Gerri Green, among others. The group remains tight-knit as their careers have shifted away from Mississippi, and Simmons says there is never hesitation when they ask each other to help with events such as youth camps.

Mississippi State quarterback Will Rogers also received an invitation from Simmons. He remembers the angst of being a kid at a youth camp with successful football players around. Now he notes the commitment that comes with being on the adult side.

"They're pros, for sure," Rogers said. "The way they conduct themselves — not only on the field but also coming back and doing things like this for the community. Helping people that don't have as much ... It's humbling to see and definitely something I'm going to learn from."

###

**DESPITE CHANGES  
AROUND HIM TITANS  
GUARD PETER  
SKORONSKI MORE  
CONFIDENT AND  
COMFORTABLE HEADING  
INTO SECOND NFL  
SEASON**

**BY JIM WYATT  
TENNESSEETITANS.COM  
MAY 22, 2024**

NASHVILLE – When Peter Skoronski looks back at his rookie season, he realizes the strides he's already made.

"This time last year, I felt like I was all over the place," Skoronski said after Tuesday's OTA. "I didn't even know how to play guard, or get into a guard stance."

Fast-forward to 2024.

Skoronski, the 11th overall pick of the Titans in the 2023 NFL Draft, is now in his second NFL season, and he's much more comfortable at the guard position after playing tackle in college at Northwestern.

Skoronski has a new head coach (Brian Callahan), a new position coach (Bill Callahan), and plenty of new faces around him, from center Lloyd Cushenberry to left tackle JC Latham, the expected starters on each side of him this fall.

But Skoronski feels more comfortable, and ready to be successful at left guard.

"My comfort level is night and day, comparing last year to this year," Skoronski said. "A lot more comfortable in the position. I played (14) games at guard, so definitely night and day. Having a year in the league, for sure, (helps). But also having a year at guard and just having that overall comfort level where I'm not so nervous, I'm not a rookie any more."

He's also ready to show Latham the way.

"Definitely a similar situation coming into it," Skoronski said of Latham, the team's 7th overall pick in this year's draft. "I feel like now I have a little more perspective having gone through a year, so helping him any way I can in terms of whether that be on the field or off the field. He has been great so far. I think he is just ready to get out there and play ball. He is eager to learn, really eager to play. Making mistakes like everyone, but everyone does, and I sure as hell made a ton of mistakes. Just helping him learn and get better."

Listed at 6-foot-4, 313 pounds, Skoronski said he's a little heavier than where he started out the offseason program, but "it wasn't really intentional, it was just working out and trying to eat right."

"You have to be big and strong to play inside," he added, "so I'm not complaining about anything."

Skoronski also said he has been more intentional about pass protection so far this offseason, "whether that be hands or posture."

"I feel like that's something that kind of got away from me toward the end of the year last year," he said. "So, I've definitely been trying to focus in a little more on that. Having Bill here, he's been big on that too. We spend a lot of time doing that too, especially hands."

Looking back at last year, as a group, Skoronski knows the offensive line can be better.

In 2023, Titans quarterbacks were sacked a total of 64 times.

"I think you have to have a little bit of a culture established in your online room," he said. "You never want to be that group where people are pointing a finger to. We know we can be better. Bill has done a great job setting that culture here, but someone like me is coming back and knows that feeling of being that group that maybe was a liability, and not wanting that to happen again. I think that is a motivating factor even going through drill work now."

So, what's it going to take?

"It's reps, that's the biggest thing," Skoronski said. "Tons of new guys, tons of new technique. So it's everyone working together and getting used to that, and that can really only happen through reps. We're going to get plenty of them now and in camp, so we'll get that rapport going."

###

**TENNESSEE TITANS  
DRAFT PICK PETER  
SKORONSKI'S  
GRANDFATHER PLAYED  
FOR VINCE LOMBARDI:  
WHAT ELSE TO KNOW**

**BY MIKE ORGAN  
THE TENNESSEAN  
APRIL 28, 2023**

The Tennessee Titans selected former Northwestern offensive tackle Peter Skoronski with the 11th pick in the first round of the 2023 NFL Draft Thursday.

Skoronski was the third offensive lineman taken in the draft behind Ohio State's Paris Johnson Jr. to Arizona and Tennessee's Darnell Wright to Chicago.

Here are three things to know about Skoronski:

Grandfather played for Vince Lombardi

Skoronski's grandfather Bob Skoronski was an offensive tackle for the Green Bay Packers when Vince Lombardi was building a dynasty. He spent nine seasons with the franchise.

He was a rookie in 1956, spent two years in the U.S. Air Force, and returned to Green Bay from 1959-68.

Bob Skoronski, 84, played in two Super Bowls, was an All-Pro in 1966 and is in the Green Bay Packers Hall of Fame.

Peter Skoronski tweeted earlier Thursday that his grandfather served as his inspiration to make it to the NFL.

Nation's best pass blocker

Skoronski finished the 2022 season with Pro Football Focus' highest pass-blocking grade in the country at 93.0. That also is one of the highest ratings of all time.

The 6-foot-4, 315 pounder allowed only six pressures on 480 pass-blocking snaps.

Skoronski posted a 79.1 run-blocking grade, which was fifth among Power 5 offensive tackles.

Skoronski was Northwestern's first offensive lineman to earn the Rimington-Pace Big Ten Offensive Lineman of the Year. He also became only the third Wildcat offensive lineman to earn two All-Big Ten first team awards under Pat Fitzgerald.

He was a finalist for the 2022 Outland Trophy.

Didn't translate

Even with Skoronski anchoring the line, Northwestern was not among the top offensive teams in the Big 10.

The Wildcats finished 10th in the Big Ten and 94th nationally in passing (210.3 yards) and ninth in the Big Ten and 98th nationally in rushing (125.1 yards).

Northwestern scored only 10 passing touchdowns and 11 rushing.

###



## **FOR TENNESSEE TITANS 1<sup>ST</sup>-ROUNDER PETER SKORONSKI, CHICAGO HOMECOMING COMES WITH BIG CHANGE**

**BY NICK SUSS  
NASHVILLE TENNESSEAN  
AUGUST 11, 2023**

Peter Skoronski isn't at the position he's used to, and isn't in the position to complain about it.

Skoronski's been starting at left guard for the Tennessee Titans since the day he arrived in Nashville after the Titans made him the No. 11 pick in the 2023 NFL Draft. The only problem? Skoronski isn't a guard. Never has been. He was an All-America left tackle at Northwestern and a five-star recruit as a left tackle before that.

He's always played the most premium position on the offensive line and he's always done it well. But now, in the days before his preseason debut as an NFL guard, Skoronski isn't caught up in where he's playing so long as he is, in fact, playing.

"My real goal is just to be a great NFL player," Skoronski said. "I'd love to just be on the field if at all. Beggars can't be choosers I guess in that sense."

The Titans' preseason opener against the Chicago Bears on Saturday (noon, News Channel 2) represents a big moment for Skoronski for a few reasons. One, it's his first opportunity to play in the NFL. Two, it's his first opportunity to play guard in the NFL. And three, he's playing in friendly confines. Skoronski grew up and played high school and college football in the Chicago area and says he's been coordinating ticket requests with friends and family for months.

It's hard to call this a grand homecoming for Skoronski. He hasn't been in Nashville long enough to miss a Windy City winter. He's only been with the Titans for about as long as a college freshman

would spend in the dorms before packing a few loads of laundry in the car and heading home for Thanksgiving dinner.

Instead of laundry, Skoronski's bringing a bus-load of offensive linemen home with him. Skoronski says he's in charge of sating their Thanksgiving-sized appetites by picking the restaurant for the linemen dinner Friday night.

Whether it's picking the perfect eatery or sliding inside to guard for the first time in his life, Skoronski has the same mission.

"I'm trying to be a great teammate," Skoronski said.

Why guard matters

Titans offensive line coach Jason Houghtaling says it wasn't hard to project Skoronski's skills at guard.

"You watch that tape from his college days at Northwestern," Houghtaling said. "When he gets his hands on people he can control them. That's the name of the game there. Just his physicality. Any of their in-the-box runs, he looked really comfortable climbing to second-level defenders, redirecting and all those things."

There's a stigma in football circles that guards are less important than tackles. And it's not hard to see why. Defensive ends and outside linebackers have always been the biggest threats to quarterbacks. So tackles, naturally, are most important for protecting passers. This is especially true of left tackles, since most quarterbacks are right handed and left tackles are tasked with preventing rushers from sneaking up on quarterbacks from behind.

From 2000-20, there were 76 tackles picked in the first round versus 35 guards and centers combined. Six guards and centers make at least \$15 million per year compared to 22 tackles. If an offensive lineman wants to be picked higher or paid more, he's better off on the outside.

But times are changing. For nearly a decade, the league's most fearsome pass rusher has been Aaron Donald, a defensive tackle. And as a new generation of interior pass rushers like the Titans' Jeffery Simmons, the New York Jets' Quinnen Williams, the Washington Commanders' Daron Payne and the New York Giants' Dexter Lawrence are approaching their prime and earning big pay days, guards are only going to become more vital.

"Guys like Jeff are some of the best in the league at getting to the quarterback and stopping the pass game," Skoronski said. "That makes your job important. If they're paying the guy across from you, you better be good at it too."

Making the most of the preseason

The Titans' other guard, Daniel Brunskill, knows a thing or two about changing positions. He was a tight end until his senior year of college when he moved to tackle, and he's played center, guard and tackle as a pro. Unlike Skoronski, Brunskill was undrafted. He made his pro debut as an Atlanta Falcon in a preseason game against the Miami Dolphins in 2017, mostly playing as a reserve tackle.

To Brunskill, the challenge of playing your first preseason game is the immediacy of it all.

"They had told us the ones were going to go a certain amount and then all of the sudden the ones went like one drive and it was like 'Hey, go!'" Brunskill remembers. "You've got to go from zero to 100 right now and just kind of go out there and perform."

That type of urgency is what Brunskill is telling Skoronski and the other rookies to be prepared for. Football moves fast. One second you're on the bench. Another there's been a turnover so you're scrambling to find your mouthpiece before running out onto the field. Preseason simulates that at warp speed, with units cycling through

and players trying new positions on nearly every drive.

Not that Skoronski's teammates are concerned about the first-rounder acclimating. Titans tackle Nicholas Petit-Frere, who is suspended the first six games of 2023 for violating the NFL's gambling policy, was in Skoronski's position last year: a former five-star recruit from the Big Ten thrust into starting as a rookie Day 1.

But Petit-Frere doesn't consider his situation and Skoronski's equal.

"Peter's in an even better position than me," Petit-Frere said. "He's coming in and he's really come out running."

###

## **BEHIND THE SCENES ON TITANS DRAFT NIGHT: HOW PETER SKORONSKI LANDED IN TENNESSEE**

**BY DAN POMPEI  
THE ATHLETIC  
MAY 4, 2023**

CHICAGO — In an alcove of a cozy restaurant, Peter Skoronski, known for being impenetrable, is surrounded by hope.

His phone rings, Skoronski answers, and his eyes get wide.

He could have been at Kansas City's Union Station, hobnobbing with Roger Goodell, Mel Kiper Jr. and Bryce Young. He could have been bowing before 1,500 media members, 300,000 fans and 54 million who watched on ABC, ESPN or NFL Network.

Ever an offensive lineman, Skoronski preferred a dimly lit hideaway with family, friends, coaches and teammates, the people, he says, who helped him get here. So he invited about 75 of them to a private gathering — sorry ABC, ESPN and NFL Network.

Piece Pizza in Wicker Park was where his family celebrated his baptism to Christianity 21 years ago, and the place they celebrate his baptism to the NFL today.

Among the people in that alcove eating New Haven-style pizza are his grandmother Ruth, wife of the late Bob Skoronski, his sister Elizabeth and brother Robbie, a contingent from Connecticut where his family's roots grew, and many Northwestern teammates and classmates.

With the phone to his ear, Peter bounds up a few stairs to the back of the restaurant as if he is hunting linebacker. Just past a board listing the eight beers brewed on-site, he covers one ear and talks on his phone.

Skoronski removes a cap with a question mark on it. He and his

family had the question mark caps made for a Christmas party. He will be wearing another hat soon.

He puts the phone down, turns to the crowd and yells, "Tennessee!"

Cheers, raised fists.

Chants, "Pete! Pete! Pete!"

As it should be, mom Anne gets the first hug, then his father, Bob Jr.

Next is his agent, Tommy Condon. Robbie and Elizabeth give him a group hug.

Kurt Anderson, his offensive line coach at Northwestern, gives his special salutation — the "too sweet high five" inspired by professional wrestlers with only the middle fingers and thumbs pinched together.

Then Anderson gives him an embrace that would break a lesser man's ribs. Northwestern head coach Pat Fitzgerald wraps his arms around Skoronski next. Skoronski makes his way around the room, hug after hug after hug.

His father addresses the group. "He's earned every single thing he's gotten," he says. "He took zero shortcuts. Ever. His teammates know. So do his coaches. No shortcuts. We should all be like that."

Peter's grandfather Bob, a stalwart of the Lombardi dynasty as the left tackle for the Packers for 11 years, loved custard. Peter loves custard, so much, in fact, that his brother and sister call him "Custard." So now, it's time for some celebratory custard, distributed in small plastic containers.

And Peter is ready — more than ready — for that first beer of the evening — a Miller Lite.

"Very relieved, very happy," he says in a private moment between sips. "I couldn't be happier with the destination. I knew when the process started that the Titans were

a great option. I'm ready to be a Titan."

He could have been a Packer like his grandfather — he was always a Packers fan. Or a Bear in his hometown. He could have been an Eagle or a Jet or who knows what.

The hope was only for a place he would belong.

At Maine South High School in Park Ridge, Ill., Skoronski received his first college scholarship offer as a sophomore. Among his many suitors were Michigan, Notre Dame and Stanford. The reality is he would have been given a football scholarship any place he wanted. Well, almost any place.

Intrigued by Vanderbilt's academic reputation and the thought of calling Nashville home, he visited the university his junior year. And he might have chosen Vanderbilt, but Vanderbilt did not offer him a scholarship. Perhaps that explains why the Commodores were everyone's favorite opponent back then.

At Northwestern, he was a day-one starter at left tackle. Over three seasons, his consistency, fastidiousness and brute force made the case that he was the best blocker in the college game. Skoronski was voted Big Ten offensive lineman of the year and a consensus All-American.

To train for the combine after his final college season, he hired offensive line savant Duke Manyweather and trained at Sports Academy at The Star in Frisco, Texas.

Early in the year, Skoronski's arm length — or lack of it — became a talking point. Manyweather recommended Skoronski hang from a pullup bar daily to stretch the muscles and tendons, potentially lengthening his arms by as much as a half-inch. Skoronski tried it, but his arms still measured 32 1/4 at the combine in March. Over the past two decades, that put him in the fourth percentile of NFL tackles.

So began the narrative that Skoronski would have to play guard, which could have diminished his stock for two reasons — it was a new position for him, and guards aren't valued as much as tackles. Other than hanging from a pullup bar, there wasn't anything he could do about it.

At the combine, Skoronski was interviewed by most of the teams in the league, including 14 formally — the Cardinals, Chargers, Commanders, Giants, Falcons, Jaguars, Jets, Lions, Packers, Raiders, Seahawks, Steelers, Texans and Titans.

None of the interviewers brought up his arm length, but most asked him what position he saw himself playing. His answer to them all was, "I think I can play tackle. But I'm more than happy to move inside or play anywhere."

Still, Skoronski was irked by the idea that he couldn't be a tackle because his arms were too short.

"I sort of let them know that I didn't like being reduced to a measurement like that," he says. "And most teams were pretty open to understanding. No one really put me in the box of 'you can't play tackle.' So I was encouraged by that."

A few of the interviews were memorable. He enjoyed time with Steelers coach Mike Tomlin and seemed to connect with Titans coach Mike Vrabel. "I liked his energy," Skoronski says.

The conversation was a little less comfortable with the Falcons — undoubtedly by design. Skoronski had been told that some interviewers are purposely abrasive in an attempt to see how prospects react. He was prepared.

"The head coach was on me the second I got in there," Skoronski says of Arthur Smith. "I was giving them generic answers to their questions, and he said, 'You're really boring me right now. Your answers are so boring.' The whole

meeting, he kept looking at his computer. I was kind of laughing to myself and said, 'Sorry, I don't know what you want me to do. I'm answering you honestly.'"

The combine is known for testing participants' physical skills and mental acumen. It is less known for testing endurance, but that is absolutely a part of the process. Twelve of Skoronski's formal combine interviews came rapid-fire one morning over four hours.

It didn't help that he had a sore throat and congestion that required a box of tissue nearby. His combine numbers still were impressive — his vertical jump of 34 1/2 inches was the best among offensive linemen, and his 30 bench-press reps of 225 pounds were second most among offensive tackles. Skoronski was disappointed with his 40-yard dash time of 5.12 because he had run faster in training.

For Northwestern's pro day two weeks later, Skoronski still was not feeling himself. His conditioning was off, and it showed in positional drills. "I felt pretty gassed," he says. "A few things were sloppy, in my opinion. I wasn't pleased."

At the pro day, Skoronski met individually with offensive line coaches of the Bears, Bills, Jets, Raiders, Steelers and Titans. Each of them did a sample installation for him, then asked him to repeat back to them what he had learned.

About nine more offensive line coaches asked him to talk offense with them in video conferences in the following weeks. Among them were coaches from the Bucs, Cardinals, Chiefs, Cowboys, Packers and Ravens.

Between the combine and the draft, Skoronski moved back to his Evanston apartment and trained with Bears great Olin Kreutz, who has worked with numerous prospects and NFL offensive linemen.

Only the Eagles and Jets invited Skoronski for top-30 visits.

In Philadelphia, he spent significant time with general manager Howie Roseman, head coach Nick Sirianni and offensive line coach Jeff Stoutland. The Eagles made it clear they thought he could play tackle in the NFL. He came away impressed with the organization and how they treat people, thinking it would be an excellent place to play.

After talking with Jets general manager Joe Douglas, offensive coordinator Nathaniel Hackett and offensive line coach Keith Carter, Skoronski thought the Jets were on the right track. He was intrigued by the opportunities there.

The Bears and Packers also invited him to their facilities on their local prospect days. In about two hours at Halas Hall, Skoronski spent most of his time with offensive line coach Chris Morgan and never met with general manager Ryan Poles — perhaps a tipoff about how the team felt about him.

His visit to Lambeau Field also did not encourage him about a future with the team. He underwent medical testing and met with offensive line coach Luke Butkus — that was it.

"If I hadn't been a Packers fan," he says, "I probably would have considered it a waste of time."

A little over three months ago, Ran Carthon was introduced as the Titans' general manager. He came from the 49ers, where, as their player personnel director, he helped the team draft offensive tackle Mike McGlinchey in the first round and trade for offensive tackle Trent Williams.

Carthon played running back for the Colts and Lions. He is the son of Maurice Carthon, who played fullback for Bill Parcells and later coached on his staff. As much as anyone, Ran understands the value of a domineering blocker. And he understands the Titans didn't have enough of them last season when they gave up the fifth most sacks in the league.

In the offseason, two of the pillars of the Titans' offense, tackle Taylor Lewan and center Ben Jones, became casualties of time and were released. Another starter, guard Nate Davis, went to Chicago as a free agent.

They needed replacements, and they needed upgrades. So when Carthon watched the tape of Skoronski, he was desirous.

"I thought he was a complete offensive lineman," Carthon says. "You like the efficiency he plays with. He's one of those guys who just knows how to block his man and does it at a high level. The number one word I think of when I think about the way he plays is efficient."

Nobody respects commanding blockers more than Vrabel, the former Super Bowl champion linebacker who has presided over four rushing offenses that finished in the top five of the league in five seasons as the head coach in Tennessee.

Vrabel did his own research on Skoronski, including making a call to Fitzgerald. He had a thorough understanding of the player and person before he shook his hand and interviewed him at the combine.

"There wasn't a whole lot of concern with him," Vrabel says. "The reason you have to interview some of these players is you have to figure out if they are a fit. It was easy to see he'd be an easy fit. It was an easy conversation."

The comfort level with Vrabel and the organization was such that the Titans didn't think it was necessary to bring Skoronski to Nashville for a top-30 visit.

"He was just clean," Carthon says. "After our meetings with the scouts and meeting with him at the combine, we didn't have any further questions we wanted to dig on. It was easy for us."

The evaluation was made easier, Vrabel says, by watching tape of Skoronski back-to-back with tape of other top tackle prospects. Carthon added that they separated the tackles in part by who fit their scheme best.

Analytics for blocking efficiency broken down by run and pass confirmed what the eyes attested, Carthon says, as did blocking win percentages in man and zone concepts.

And so Carthon chuckled at the arm-length discussion.

"He's played at a high level against some high-round draft picks, NFL players with arm length," he says. "Although it doesn't check a box you typically would want, he knows how to play the game within the confines of what he has."

The Titans are not typecasting Skoronski as a guard. Or tackle. Carthon is impressed that he has the physical capability to play either, as well as the willingness. Vrabel says he will not even rule out center.

"I would not put a restriction on where I felt he could play," he says. "When he starts working here, we will do drills that are conducive to overall offensive line fundamentals. Then when we put him in team reps in training camp, we'll figure out where he can help the team."

Before the draft, the Titans, picking 11th, thought Skoronski was beyond their reach. Carthon suspected the Raiders might take him with the seventh selection. It turned out their reach was long enough.

When the Titans chose him, Carthon's phone buzzed. And buzzed and buzzed. About nine texts came in from his friends around the NFL.

"Loved him."

"He was one of our top guys."

"Had he been there for us, we were taking him."

And then there was one from John Lynch, his former boss with the 49ers.

"Great pick," it said.

The next day, Skoronski and his parents were flown to Nashville on a private G2 jet, courtesy of the Titans.

The Titans could have selected quarterback Will Levis with the 11th pick. Instead, they picked Skoronski and chose Levis in the second round. That's interesting because Levis' grandfather Dave Kelly was the defensive line coach at Yale when Skoronski's father was a defensive lineman for the Bulldogs. Bob Skoronski has known Levis' mother, Beth, since she was a little girl.

Peter is where he should be, in Nashville, after all.

At the indoor practice facility at Saint Thomas Sports Park, the first-round pick smiled easily and held up a jersey with his name and the number 1 on it.

On his right was Carthon. On his left, Vrabel.

He wore a Titans cap, and the team photographer captured the moment, this time for the world to share.

There was Peter Skoronski, once again surrounded by hope.

###



**PETER SKORONSKI WAS THE ONLY PLAYER TO DECLINE NFL DRAFT INVITE. HIS LIFE STORY EXPLAINS WHY**

**BY PAUL SKRBINA  
THE TENNESSEAN  
MAY 1, 2023**

Long before the NFL became a reality, little Peter Skoronski dreamed big about being a lot of things — a lifeguard, a crossing guard, an airport worker.

And a musher. Wait, a musher?

The Tennessee Titans' first-round draft pick, an offensive lineman out of Northwestern who stands 6-foot-4 and weighs 313 pounds, wanted to be the guy who controls the dogs from a sled in the Iditarod.

"One year we found someone that had the Huskies and the sleds ... " Skoronski's father, Bob, said Friday after watching his son's introductory press conference at the Titans' practice facility.

"His uncle actually gave him that for his birthday," Skoronski's mother, Anne, added.

"He was standing on the back of one of the sleds and did the mushing," his father continued. "He was a small, little boy but he was really into that."

While those dreams of being pulled across the Alaska wilderness grew smaller as Skoronski grew larger, he still is an avid follower of the famous sled dog race.

Skoronski's parents didn't allow him to play football until he was a 12-year-old sixth-grader playing against seventh- and eighth-graders. They couldn't remember exactly how big their son was then, but he was big enough that he had a stripe on his helmet, signifying he wasn't allowed to carry the ball.

"I had to play O-line," Skoronski said. "So there wasn't really much of

a question about it. I was an O-lineman right off the bat."

What type of offensive lineman Skoronski will be for the Titans — a tackle, which he played in college, or a guard — remains to be seen. But one thing is for sure: the kid who received a tackling dummy as a birthday gift when he was younger, the not-so-little kid who would sit in his backyard and draw up football plays, is in the NFL now, the 11th overall pick of the 2023 NFL Draft.

The pomp and circumstance of the draft wasn't Skoronski's jam, which is part of the reason he respectfully declined the offer to be there. He also wanted to share the moment with those close to him, at a place close to his heart.

With around 100 family, friends and former coaches in attendance, including a "busload" who flew in from Connecticut, Skoronski took the call he's been waiting a long time for Thursday night from new Titans general manager Ran Carthon, owner Amy Adams Strunk and coach Mike Vrabel.

"We knew somebody was going to call at some point," Skoronski's father said. "We kind of mentally eliminated the Titans because everyone said they were going to trade up for a quarterback. Even though this was a destination that we were very much hoping for, I did everything I could to not pay attention to what was going on just because of the nervous aspect of it."

Those nerves settled after Skoronski was picked. By Friday, a smiling Peter Skoronski was plastered on the Titans' Twitter profile.

Though he wasn't in Kansas City for the draft, Skoronski made it a point to go there for another reason. Leading up to the draft, Skoronski and fellow draftee Bijan Robinson took part in a "day in the life" experience at Whiteman Air Force Base. The trip included a flight over the site of the NFL draft in a National Guard UH-60 Black Hawk helicopter.

Skoronski did it, in part, to honor his grandfather, who missed two seasons after his rookie year in the NFL to serve in the Air Force.

"He's as humble as the day is long," Skoronski's college coach Pat Fitzgerald said.

'Look at the bloodlines for this kid'

Fitzgerald was at Maine South evaluating another player when the school's football coach, Dave Inserra, suggested that Fitzgerald remember the name of an eighth-grader who was coming in the next school year. The name was Peter Skoronski.

"I'm like 'Dave, whatever. Come on, man,'" Fitzgerald said. "He's like, 'You won't forget (his name).'"

Curious, Fitzgerald went home and googled the name. What he found was a surprise. What he found was that Skoronski's grandfather, also named Bob Skoronski, was a Pro Bowl tackle and captain under Vince Lombardi with the Green Bay Packers, whom he helped to five NFL championships and two Super Bowl champions in his 11 seasons with the team. He died in 2018.

Fitzgerald also found that Skoronski's father was a defensive lineman at Yale.

"Oh, wow. Look at the bloodlines for this kid," Fitzgerald thought to himself. "It will be interesting to see if he ends up being a player."

Fitzgerald found out for himself after Skoronski chose Northwestern over Notre Dame and Stanford.

Skoronski had the highest pass-blocking grade in the nation (93.0) and allowed just six pressures on 480 pass-blocking snaps. He was the Big Ten offensive lineman of the year last season, a first in Northwestern history. Twice he was named All-Big Ten first team. He was a unanimous first-team All-American in 2022, another Northwestern first. He also was a finalist for the 2022 Outland Trophy, awarded to the nation's best

interior lineman on both offense and defense.

Inserra's premonition wasn't the first about Skoronski. When he was 4, his father told Inserra he had his next offensive lineman.

"His dad looked at me and said 'I've got a tackle for you,'" Inserra said. "It's a very athletic family. He wasn't saying 'I've got a QB, I've got a receiver, I've got a RB.' He straight up said, 'I've got a tackle for you,' when he was 4 years old."

'That's unheard of'

Skoronski chose not to graduate early from high school, like some college football players do. Instead he wanted to chase down another goal — being his school's valedictorian in a class of 630. Mission accomplished.

Staying for his full senior year of high school also allowed Skoronski to participate in track and field, in which he also was an all-state selection, and spend some more precious time with his friends and family.

Staying also meant Skoronski reported to college on Father's Day, giving the high school All-American and three-time all-state selection just 15 install practices and two weeks to prepare for his first college season. No matter, Skoronski started as a true freshman and went on to start 33 games in his three seasons with the Wildcats.

"That's unheard of," Fitzgerald said.

There will be an NFL learning curve, of course. But if Skoronski's past is indicative of his future, which includes blocking for Derrick Henry, that curve will be short.

"Peter has an ability to move people against their will in an era of football where it's all high school 7-on-7 and throwing the rock all over the place," Fitzgerald said. "Peter's fundamentals and his functional strength, he's got unbelievable strength numbers. ... It's a perfect fit for what the Titans do."

Skoronski showed up in Nashville on Friday wearing a simple blue suit, a simple blue tie, brown dress shoes and a big smile, his parents by his side, the future he's dreamed about right in front of him. He held up a blue Titans jersey with his last name and the number 1 on the back as he stood quietly between Vrabel and Carthan.

"Peter is exactly who he is. He's not going to be the loud guy boasting walking down the hallway," Inserra said. "He's not going to overtake a room. But when it's time for business, heads up, because he's all business."

"The Rams were asking me and they were like, 'It's been easy for him. How's he going to deal with a challenge?' I was like, 'It hasn't been easy for him. Everything behind the scenes, you can't understand how hard he's worked. He's prepared to the utmost for everything.'"

Including the Iditarod, which he follows closely to this day.

###

**NEW TITANS CB L'JARIUS SNEED THANKFUL TO BE VESSEL OF GOD FOR HIS FAMILY**

**BY JIM WYATT  
TENNESSEETITANS.COM  
APRIL 4, 2024**

NASHVILLE – L'Jarius Sneed walked the hallways at Ascension Saint Thomas Sports Park for the first time on Tuesday, and he was beaming with pride.

After agreeing to a whopping new contract with the Titans following the team's trade with the Chiefs, Sneed couldn't help but think of his good fortune.

And, about how far he'd come.

"It is a feeling that I can't explain," said Sneed, his six-year-old son and his mother by his side for the experience. "I've tried not to shed tears, but I was just thinking about how blessed I am. To be able to give my kids this experience, that I wish I had when I was little. I am glad God made me a vessel to show my kids."

Sneed arrives in Tennessee after experiencing big success with the Chiefs.

In Kansas City, he won two Super Bowl rings, and developed into one of the NFL's top young cornerbacks.

It's where he was first able to begin giving back to those around him after going through tough times growing up, when nothing came easy. Sneed managed to fight through it all, a childhood when both his parents were imprisoned, and times were hard as he tried to find his own way, his brothers leading the way then.

After being introduced as the newest Titan on Tuesday, Sneed reflected on his life's experiences, and how much he wanted to change things moving forward.

"I want things different," Sneed said. "I even sat down with my

family, and I have meetings with my family, on how I want to be better at this. 'I want this, I want that. I don't want things done this way.' It is cycle breaking. I want to break the cycle for my family, for generation curses. And I thank God for letting me be that person to change their lives."

Sneed is doing that by the way he lives, with perseverance, and faith.

After playing football at Minden High School (Louisiana), Sneed didn't have offers from big schools as he looked to play at the next level.

"Louisiana Tech, Grambling, Southern, Alabama State, Nichols State," Sneed said, "and that was it."

Sneed picked Louisiana Tech, where he made the transition from receiver to defensive back.

"My first year of college, 2016, I could say it was hell," Sneed said with a chuckle. "We had two-a-days, it was my first time playing defense. It was a whole lot of new stuff. But I found my way."

After playing at Louisiana Tech, Sneed wasn't sure what would come next, but he had the NFL on his mind.

Sneed said he got a "late invite" to the NFL Combine, where he had a chance to put his talents on display.

The Chiefs ended up drafting him in the fourth round of the 2020 NFL Draft, and he earned All-Rookie honors from the Pro Football Writers Association of America his first NFL season.

In 57 games (54 starts) over four seasons (2020-23) with the City Chiefs, Sneed totaled 303 tackles, 19 tackles for loss, 6.5 sacks, 10 interceptions, 40 passes defensed, four forced fumbles, three fumble recoveries. He developed a reputation for being one of the league's rising defensive standouts.

When the Chiefs placed the franchise tag on him last month, the

Titans targeted, and eventually traded, for him.

"I am definitely living proof that if you put the work in, it doesn't matter where you are from or what school you went to," Sneed said. "If you stay close to God, things will work out, with His will."

In addition to his accomplishments on the field, Sneed did some pretty cool things off it in Kansas City as well.

After his rookie season, he bought his mother, Jane, a four-bedroom house in Minden, Louisiana.

A year ago, he surprised her with a new car – a black Audi.

Since his second year in the NFL, Sneed has also raised more than \$35,000 for Big Brothers Big Sisters.

"Kids with needs, foster kids," he explained. "If they need prom dresses, other things. I wish I had that when I was little, someone to help me, because my mother and father weren't there when I was young.

"For me, it is such a blessing, being the baby boy of the family, to be able to take care of your family and put them in a better position, and to be able to help others who need it."

On the field, Sneed plans to pay off for the Titans with his aggressive style of play.

The 6-foot-1, 192-pounder is talented, and confident.

"Confidence, resiliency, relentless," Sneed said of what he brings to the Titans. "I am a hell of a player. I love my game. I don't fear anything. I am not afraid to lose, but I am going to win most of my reps."

Off the field, he plans to continue leading the way for his family.

In addition to his son, Kyson, Sneed also has a two-month-old daughter, Kaimira.

Young Kyson gave a thumbs up when asked about his dad's new team as he bounced through the Titans facility this week, after giving his dad some comic relief through the trade process.

"He tells me: Dad, why did (the Chiefs) get rid of you?," Sneed said with a laugh. "To be six years old, he knows what's going on. But he likes the (Titans') logo, the colors. He has a new team now, a new family."

So, too, does dad.

And he's ready to get started on his new chapter, in Tennessee.

"A new team, a new city to raise my kids," Sneed said. "I can't wait to see what Nashville brings me and my family."

###

**TITANS RB TYJAE  
SPEARS: "I HAVE THE  
GREATEST GIFT IN THE  
WORLD, AND THAT'S MY  
DAD"**

**BY JIM WYATT  
TENNESSEETITANS.COM  
JUNE 15, 2024**

NASHVILLE – Margene Spears was cooped up inside his Louisiana home, recovering from a knee scope after a staph infection.

While he recovered, those around him went on with their daily lives.

Spears remembers one day when his older children raced to go outside.

One child stayed behind.

"Two-year-old Tyjae," Margene Spears recalled with a smile. "He didn't want to leave me. As a two-year-old kid, with his older brothers wanting to go outside and play, he was barely able to talk and was like, "Daddy, can I do anything for you?" He wanted to get me water. He wanted to help me.

"Ever since then I just noticed he was different."

Roughly 20 years later, Titans running back Tyjae Spears smiled when hearing his father had retold that story.

Spears, set to begin his second NFL season, said his father has looked out for him since the day he was born.

And, on Father's Day weekend, he thinks about how lucky he's been.

"In my life, I look at a lot of different things, and sometimes I think I don't have this or that," Tyjae Spears said. "But I have the greatest gift in the world, and that's my dad."

Tyjae Spears was born in 2001 in Hammond, Louisiana. He was raised in Ponchatoula, in a big family with five brothers and three sisters. Tyjae was the baby for a long

time, until one of his sisters was born.

Even at a young age, Margene Spears said there was something special about his son, as a youngster, and as an athlete. After Spears first began playing in Pop Warner, in fact, some used to tell the elder Spears his young son would be playing on Sundays one day.

"They were right," he said with a smile.

Margene Spears said he did his best to steer Tyjae out of trouble, and keep him involved in sports, football in particular.

While other kids in the neighborhood lost their way in the streets, Margene kept Tyjae focused, and he became a star at Ponchatoula High School.

"Football is what kept him calm," Margene Spears said. "When football was going on, he was good. When football season stopped, I had my hands full."

Tyjae Spears ended up playing college football at Tulane University, not too far away.

It allowed Margene Spears to continue going to all his games.

But as young Tyjae emerged as a star, things weren't always easy. After suffering a torn ACL in high school, Spears suffered another torn ACL in college.

A part of him wanted to give up football. Margene Spears wouldn't let him.

Along the way, dad got to repay his son for his good deed as a kid.

"After my (ACL) surgeries, my dad was the one making sure I had pillows under my leg, had ice in my ice machine," Tyjae Spears said. "He was the one helping me out of the bathroom, making sure I wash off. He's always been there."

Their relationship today is as strong as ever. Tyjae Spears said he talks to

his dad every day, sometimes five times a day. Margene Spears went to 18 of 20 Titans games last season, including preseason. He made the drive 8 ½ each way to Nashville for home games.

When talking about his son, Margene Spears beams when thinking about the young man he has become, then about the player he is on the football field. This fall, Tyjae Spears is expected to have a much bigger role alongside running back Tony Pollard on a team looking for production following the departure of Henry. During his rookie season, Spears showed flashes of stardom.

Margene Spears also smiles when thinking about the adversity his son has faced in his life, and that he's been able overcome it.

"I'm so proud of him," he said.

He laughed when telling a story about teen-aged Tyjae and one of his brothers joining him for work one day. Margene Spears does carpentry work, remodeling houses in Louisiana.

"He went with me, and I tried to get him to hold sheetrock over head," Margene recalled. "He'd be complaining, whining. I told them both of you play football, taking hits. But you can't hold a piece of sheetrock over your head?"

Tyjae Spears remembers that day.

"It was after a heavy squat day," Tyjae recalled. "Do you know how heavy sheetrock is? It's heavy, plus you're holding it over your head."

Margene Spears said he hopes his son knows how proud of him, so tells him daily.



Tyjae Spears said he can tell from the look on his dad's face. He knows his dad changed some things in his own life to be more present in his.

He wants to repay him every day of his life, and as he grows older.

"My relationship with my dad, it makes me see what real love, genuine love is," Tyjae Spears said. "And as days go on, I always wish I could be a better son to him in different ways.

"When I have kids in the future, I'm going to try to be the same, but it's going to be hard with the great example he's set in my life."

###

**HOW TYJAE SPEARS,  
REPAIRED KNEE AND  
ALL, IS SPRINTING TO  
STARDOM WITH  
TENNESSEE TITANS |  
ESTES**

**BY GENTRY ESTES  
NASHVILLE TENNESSEAN  
SEPTEMBER 7, 2023**

When the topic comes up, rookie running back Tyjae Spears extends his right leg instinctively, stretching out across the steps on which he's seated. As he does, a large scar becomes visible.

"Some dark times," he says, thinking back. "... I've been through a lot."

That scar says more than Spears will — or needs to — about his knee.

It's a part of his story that's already well-known. It's why some NFL teams reportedly removed him from their draft boards. It's why Spears felt the need to warn attendees at his event on Day 2 of the draft: "Pump the brakes. I don't want to see long faces at the end of the night if I don't get picked."

The knee is also why Spears once considered giving up football, the sport in which he's so immensely gifted that the Tennessee Titans took him in the third round anyway, turning Spears' draft gathering into a party that the bayou town of Ponchatoula, Louisiana (population just shy of 8,000) won't soon forget.

Now that Spears has made it out, he doesn't plan on going back.

"I guess what people consider their chip (on their shoulder), my chip is where I come from," Spears says. "I just can't go back to it."

He doesn't mean that as a slight on his upbringing or where he's from. He speaks with pride about his family, his eight siblings — five brothers, three sisters — and his parents who worked hard to make ends meet. And also about his hometown. Did you know, for

instance, that Ponchatoula is the Strawberry Capital of the World? "We got the best strawberries in the world, man," Spears says.

It's not just the small town or "humble" beginnings (an adjective that can be a cliché, though Spears agrees with it). His ambition runs a lot deeper than that. Through the parts of his story that aren't as well-known, ones that collectively molded him into someone who understands how special the opportunity he has.

But, yeah, it's the knee, too.

"I didn't come from the worst place," Spears says, "but I didn't come from the best place. There's a lot of things that I went without. I just don't want to have those same feelings recycled again. As I get older in my life, I just don't want to go without anymore, and I don't want my kids to go without. ... I'm depending on myself, and I've got a dad and a mom depending on me, too. Also nephews and little cousins and nieces and all looking up to me.

"So if I stop now, if I quit now, I'm quitting not just on myself. I'm quitting on all of them."

Early steps with Tennessee Titans, Derrick Henry

Two ACL surgeries. Arthritis. After the Titans took Spears, NFL Network's Ian Rapoport told viewers that Spears lacked an ACL, leaving questions about whether he'd last past his first NFL contract. Colleague Daniel Jeremiah echoed, "He was not on every draft board, but nobody disputes how talented he is."

You can imagine, of course, how this struck Titans fans. A running back with a bum knee? In the third round? For the Titans? Who already had Derrick Henry? Who badly needed a wide receiver or tight end? And who, above all, had their roster obliterated by injuries for two seasons in a row?

The Titans did draft Spears out of Tulane as a complement to Henry —

for now. Long-term, it's not reaching to believe that Spears is earmarked as Henry's replacement.

"Oh, he's a three-down runner," Titans general manager Ran Carthon assured during the draft. "He can run between the tackles. He's elusive. He can make guys miss as well as contribute in the passing game."

It's not unprecedented for a running back to excel with knee trouble. In 1991, the great Peter King documented for Sports Illustrated how most teams were scared of drafting Thurman Thomas before the Buffalo Bills took the risk in the second round, their owner Ralph Wilson telling GM Bill Polian, "Life's a gamble. Go ahead."

Thomas ran for 12,074 yards, caught 472 passes and totaled 88 touchdowns in 13 NFL regular seasons, and he did it — he said years later — with a torn ACL, according to NewYorkUpstate.com.

Obviously, it's way too early to compare Spears with a legend like Thomas. But this preseason showed Carthon's initial assessment to be correct, just as it has replaced concern about Spears' knee with anticipation for the explosiveness he'll add to the Titans' offense.

Spears ran for 117 yards on 22 carries (5.32 average) in three preseason games. That included an impressive 33-yard touchdown against the Vikings in which he leaped over a defender near the line of scrimmage and somehow never broke stride, sprinting untouched into the end zone.

"I know I can't do nothing like that," Henry said. "It's great to have a change-up and have a back that can be explosive. I know when he hit the ground, he took off."

After offseason practices this summer, Spears could often be seen catching passes from a machine.

He proved his toughness, too, with his willingness to pick up blocks in pass protection.

“A lot of times these fast, speed backs don’t want to really stick their face up in there on pass protection,” Titans quarterback Ryan Tannehill said, “and he’s proven on multiple occasions that he’s willing and able to step up in there against a linebacker. ... I love Tyjae, man. I’m excited to have him on our team.”

#### That job at Wal-Mart

The first time Spears hurt his knee was in high school. The second time, it was while scoring a touchdown early in the 2020 season for Tulane. And he realized it instantly. NOLA.com wrote that he crawled and tossed “his helmet off in frustration” before trainers made it to him.

Facing another lengthy ACL recovery, Spears started wondering whether he’d make it back to football.

“It was very difficult for him. It was difficult for all of us,” said Nicole Hart, Spears’ mother.

About that time, during the COVID-19 pandemic, he worked at Wal-Mart to make some extra money. The job entailed unloading delivery trucks. An 18-wheeler would arrive with, say, up to 3,000 items and “we had to take off every single piece,” he remembers. “That humbled me so much. I said, ‘Man, I’m going to do whatever I’ve got to do in football, because I do not want to work a real job.’”

“I think that job may have lasted a week, a week-and-a-half,” said Hart with a laugh.

“We don’t really realize that a lot of things really do happen for a reason,” she added. “In the midst of him going to get a job at Wal-Mart, maybe that was during a time when he was battling with, ‘Do I really

want to play football? I just want to give up. I want to quit.’ Maybe he had to have that moment to see, ‘Man, this is not what I really want to do.’”

Spears made it back and rushed for 863 yards in 2021. Then in 2022, he had 1,581 rushing yards and 19 touchdowns in his final 14 games for the Green Wave, who went 12-2.

A stellar season for Spears was punctuated by an MVP performance in a Cotton Bowl victory over Southern Cal. He ran for 205 yards against the Trojans, making eight consecutive 100-yard performances for a player who’d jumped well on the radar entering the NFL draft.

There was one team in particular that Spears hoped was interested in him.

#### Back home for Titans-Saints

As fortune has it, Spears’ first regular-season game for the Titans will be Sunday against the New Orleans Saints.

In the Superdome. About 45 minutes from his hometown.

Yes, Spears grew up a Saints fan.

That made for a punch in the gut when, during the draft’s third round, the Saints had the No. 71 pick and used it to take a running back: Kendre Miller from TCU.

Spears had held up well in public all night. But after that, he went off to collect himself, and “in the middle of that is when he actually got the call” 10 picks later from the Titans, said Hart.

“The whole world could have put two and two together and figured out I wanted to go to the Saints,” Spears says. “I’m here in Tennessee, and I love it. I feel like things happen for a reason.”

Plenty of friends and family from Ponchatoula will be on hand for Sunday’s opener, but it still probably won’t be enough. So many want to be there that Spears jokes,

“I’m putting a limit on it. I’m buying 10 tickets. That’s all I’m buying. If I’m feeling good, I might get 15.”

It’s the first real taste of NFL stardom for Spears. There hasn’t been much to this point. Spears says he’s still able to go around Nashville without being bothered or noticed — and he knows enough to appreciate that. He once went to an event with Henry and saw how many people approached the Titans’ star for pictures and autographs. “Man, how do you do it?” Spears asked him. “That’s just what comes with it,” replied Henry.

“People still don’t know who I am,” Spears says. “So I can go and have fun with my family and friends and whoever else I want to take out, because nobody knows me. But is it going to be the same in six, seven months or a year?”

“I don’t think it’s going to be the same.”

###

**ROOKIE RB TYJAE  
SPEARS THANKFUL FOR  
HIS NFL OPPORTUNITY  
WITH THE TITANS**

**BY JIM WYATT  
TITANS ONLINE  
MAY 22, 2023**

NASHVILLE – The day after the NFL Draft, Tyjae Spears drove through the streets of New Orleans looking for Titans jerseys.

Spears had been selected by the team less than 24 hours earlier, and he wanted to represent his new squad at a party celebrating the development.

This week, Spears had his own team-issued jersey.

The former Tulane running back took part in rookie minicamp last weekend before joining veterans in the offseason program this week.

The Titans are scheduled to begin OTAs next week.

The 5-foot-11, 195-pound Spears looked good in the open rookie minicamp, catching a number of balls out of the backfield, and then showing off his speed – and moves – in space. He also had some nice runs after taking handoffs.

"It felt good," Spears said. "It's just a blessing to be a part of the team. It feels good, coming from where I came from. I am on an NFL team, and I am super-excited.

"All the guys I've encountered, they've been great. Every coach, they demand a lot out of you. It's a great organization, great people."

Spears, selected in the third round of the NFL Draft, ran for 1,581 yards and 19 touchdowns in 2022 for the Green Wave, averaging 6.9 yards per carry. He also caught 22 passes for 256 yards and two touchdowns. Spears had a big game in the Cotton Bowl against USC, when he ran for 202 yards and four touchdowns. He was named the Cotton Bowl MVP after the team's win.

In four college seasons, Spears ran for 2,910 yards and 31 touchdowns while also catching 48 passes for 564 yards and three scores. Spears was the 2022 American Athletic Conference Offensive Player of the Year, when he tied for the FBS lead with 21 scrimmage touchdowns.

Spears, whose locker is located right next to veteran running back Derrick Henry's locker, brushed off a number of questions about his health, specifically one his knees.

He made one thing clear:

"I feel perfectly fine – there ain't nothing wrong with me," Spears said. "I am healthy.

"I guess (my health) is a question that's always going to pop up, but I am here. And (the Titans) had a lot of faith in me to get me where they got me at. So, I am healthy and they know I am healthy."

Spears, who is from Ponchatoula, La., is fully aware he'll get to head back home to Louisiana when the Titans open the season on September 10 against the Saints.

He also knows a lot of work needs to be done between now and then, and he's just getting started.

"That is so far away," Spears said with a smile. "I am just taking it one day at a time."

Spears also knows he's thankful for the opportunity.

"Lately, I have been praying a lot," Spears added. "And the main thing I try to start and finish with is how thankful I am for being here, being a part of an NFL organization. Because I think back, and only two or three people where I am from got that opportunity. So, I am super blessed, and super appreciative."

###

**TITANS PUNTER RYAN  
STONEHOUSE AIMS TO BE  
BACK BETTER THAN  
EVER AFTER SURGERY**

**BY JIM WYATT  
TENNESSEETITANS.COM  
JANUARY 9, 2024**

NASHVILLE – The last time Titans fans saw punter Ryan Stonehouse he was being helped off the field at Nissan Stadium with a season-ending injury.

The next few days were rough.

"You feel sorry for yourself for a day," Stonehouse said on Monday. "Because your whole life has changed from doing one thing to totally doing something opposite. I think you maybe sit in it for two days. The first day you are confused. What do I do now? When do I get surgery? What does the (recovery) process look like? The next day, it sets in: Well, my season is over, and this sucks."

It didn't take Stonehouse long, however, to turn the page, and find optimism.

In his first public comments since injuring his left knee in the team's December 3 game against the Colts, Stonehouse said he had surgery on his non-punting leg on December 15. Stonehouse declined to reveal the specifics of the injury.

And while he's on crutches, and in a giant knee brace now, he hopes to begin walking without the crutches later this week. He's been rehabbing the knee every day since he returned to Ascension Saint Thomas Sports Park after the procedure.

"I feel great," Stonehouse said. "I literally feel like I could not feel better, after surgery. Right now, all I care about is rehab, and getting back. And you just have to attack it."

In 2024, Stonehouse plans to be back, and better than ever.

"There's nothing I want more than to not just be back, but be back better

than I was this year," Stonehouse said. "And I'm confident I can do that."

But even Stonehouse knows that won't be easy after he became the first player in history to lead the NFL in gross punting average in each of his first two NFL seasons.

Before landing on Injured Reserve to finish the 2023 season, Stonehouse averaged 53.06 yards per punt. His 53 attempts (2,812 yards) qualified him for the single-season charts, and as a result, he finished with the top two numbers of all-time in his first two NFL seasons. Stonehouse posted a 53.1 average in 2022.

Stonehouse welcomes the challenge.

"The cool thing about what I went through this year is I feel like I know exactly what I need to do to be better than I was this year," Stonehouse said. "Like, I need to improve on plus-50s, and that sort of stuff. I feel like I know exactly what I need to do, and if I can just get back to where I was, I don't have any worry. I know what it takes. And, I enjoy the process of improvement."

###



**TITANS PUNTER RYAN  
STONEHOUSE'S JERSEY  
AND CLEATS HEADED TO  
THE PRO FOOTBALL  
HALL OF FAME AFTER  
RECORD-BREAKING  
ROOKIE SEASON**

**BY JIM WYATT  
TENNESSEETITANS.COM  
JANUARY 10, 2023**

NASHVILLE – Titans punter Ryan Stonehouse set records during his rookie season.

Now, his jersey and cleats are set to make their way to the Pro Football Hall of Fame.

The Titans on Tuesday are in the process of mailing memorabilia to Canton, Ohio, for a display after Stonehouse finished the 2022 season with a gross average of 53.10 yards per punt (90 punts for 4,779 yards). Stonehouse broke Sammy Baugh's single-season NFL record of 51.40 yards per punt, which was established in 1940 and was never matched among qualifiers (2.5 punts per team game) until Stonehouse's rookie campaign.

The Pro Football Hall of Fame contacted the Titans requesting items to commemorate his record-breaking season.

"It's surreal, honestly," Stonehouse said on Tuesday. "It's the last thing I was expecting. But it's such a cool honor. Going undrafted, and kind of having the odds against you, to be able to do something that hasn't been done for 80-something years, it is such a big honor to me. And to break it from a guy like Sammy Baugh, it's special."

Stonehouse, who made the team as an undrafted free agent from Colorado State, finished the 2022 season with a net punting average of 44.03 yards per punt, establishing a new NFL record for the highest net average by a rookie punter. He broke the record set by Indianapolis' Rigoberto Sanchez, who averaged 42.64 net yards per punt as a rookie in 2017.

Stonehouse said he'll work this offseason to be even better in 2023.

"I think this season had some highs, and I think managing those highs and trying to remain consistent was my main goal the whole time," Stonehouse said. "I felt like I did that a lot with my gross. Heading into next year I want to improve on some of the things I need to keep up in those highs, like the inside the 20 or the net average. Similarly, with how the gross went this year, I'd love to build that consistency."

"I think overall it was such a long rookie year for me, with the draft prep, and competing with Brett (Kern) in the preseason games. It flew by so quick, now that you reminisce on it. But it was such a cool way to start my career."

###

# **TITANS PUNTER RYAN STONEHOUSE AIMS TO BE BACK BETTER THAN EVER AFTER SURGERY**

**BY JIM WYATT  
TENNESSEETITANS.COM  
JANUARY 9, 2024**

NASHVILLE – The last time Titans fans saw punter Ryan Stonehouse he was being helped off the field at Nissan Stadium with a season-ending injury.

The next few days were rough.

"You feel sorry for yourself for a day," Stonehouse said on Monday. "Because your whole life has changed from doing one thing to totally doing something opposite. I think you maybe sit in it for two days. The first day you are confused. What do I do now? When do I get surgery? What does the (recovery) process look like? The next day, it sets in: Well, my season is over, and this sucks."

It didn't take Stonehouse long, however, to turn the page, and find optimism.

In his first public comments since injuring his left knee in the team's December 3 game against the Colts, Stonehouse said he had surgery on his non-punting leg on December 15. Stonehouse declined to reveal the specifics of the injury.

And while he's on crutches, and in a giant knee brace now, he hopes to begin walking without the crutches later this week. He's been rehabbing the knee every day since he returned to Ascension Saint Thomas Sports Park after the procedure.

"I feel great," Stonehouse said. "I literally feel like I could not feel better, after surgery. Right now, all I care about is rehab, and getting back. And you just have to attack it."

In 2024, Stonehouse plans to be back, and better than ever.

"There's nothing I want more than to not just be back, but be back better

than I was this year," Stonehouse said. "And I'm confident I can do that."

But even Stonehouse knows that won't be easy after he became the first player in history to lead the NFL in gross punting average in each of his first two NFL seasons.

Before landing on Injured Reserve to finish the 2023 season, Stonehouse averaged 53.06 yards per punt. His 53 attempts (2,812 yards) qualified him for the single-season charts, and as a result, he finished with the top two numbers of all-time in his first two NFL seasons. Stonehouse posted a 53.1 average in 2022.

Stonehouse welcomes the challenge.

"The cool thing about what I went through this year is I feel like I know exactly what I need to do to be better than I was this year," Stonehouse said. "Like, I need to improve on plus-50s, and that sort of stuff. I feel like I know exactly what I need to do, and if I can just get back to where I was, I don't have any worry. I know what it takes. And, I enjoy the process of improvement."

###

**TITANS ROOKIE DL  
T'VONDRE SWEAT  
SURPRISES HIS MOM  
WITH HER "DREAM  
HOUSE"**

**BY JIM WYATT  
TENNESSEETITANS.COM  
AUGUST 2, 2024**

NASHVILLE – Titans rookie defensive lineman T'Vondre Sweat is a self-proclaimed "mama's boy."

And, for good reason.

Sweat said his mom has sacrificed a lot for him over the years, regularly working three jobs to make ends meet so her three sons could be more comfortable. There were times, Sweat said, when she didn't eat, just so her young boys could.

"Without my mom," Sweat said, "I wouldn't be here today. I can't say in words how much I appreciate her."

Sweat offered his mother, Lashunda Ross, more proof on Friday.

He surprised her with her "dream house."

It all unfolded this morning in Houston, when Ross was handed flowers as she walked into the house her youngest son bought for her.

She then watched a video with this message:

"I just want to thank you a lot for all you have done for me," Sweat, wearing a Titans shirt, said from Nashville, where he's in the middle of training camp. "I can't be more thankful for a mom like you. Everyone in the world already knows you're special to me. I just want to say: I love you, I love you, I love you. I want to thank you for everything you've done for me since I was a little kid with my other two brothers."

And...

"Mom, I just want to say: I finally got the house you wanted. Dreams do come true. I can't appreciate you

more. And, I hope you love your new home."

Sweat beamed with pride the day before, when he talked about his mother, and the opportunity he was getting to purchase her a home in Houston, Texas.

Sweat said his mom had been living in an apartment, but they began looking for homes for her in recent months, after he signed his rookie contract.

Growing up, Sweat said the family didn't have things easy. There was a point when his mom, himself, and his two brothers had to move into his aunt's apartment.

"There were six kids in one apartment," Sweat recalled. "And that's hard."

Lashunda Ross worked at a hospital, at a Foot Locker, and at other jobs to make ends meet.

Through it all, she attended all of Sweat's games, from his Pop Warner days to his high school playing days to his years at the University of Texas.

"She's always been my No.1 fan," Sweat said of his mom. "She's always been by my side."

Now, she has a new home, thanks to her youngest son, the baby of the family.

Sweat, selected in the second round of the 2024 NFL Draft, said he's thankful for having the chance to repay his mom for all she's done.

"I have to say, I appreciate the Titans, Miss Amy, Ran Carthon and everyone for believing in me and helping me with this opportunity. Without them believing in me, I wouldn't have the opportunity to help my mom like this," Sweat said.

"My mom, she's special. I love her to death, and I respect her so much. She's a very, very, very strong woman, and she's sacrificed so much. I can't say in words how much I appreciate my mom being in

my life, so I'm happy I can do this for her. And, for all the guys out there: Love your moms, man, because you only get one."

###

# **NO SWEAT? TITANS NT T'VONDRE SWEAT MAKES NICE FIRST IMPRESSION IN ROOKIE MINICAMP**

**BY JIM WYATT  
TENNESSEETITANS.COM  
MAY 12, 2024**

NASHVILLE – Titans rookie T'Vondre Sweat looked like a dancing bear as he maneuvered his way through the stand up dummies at rookie minicamp over the weekend.

The 6-foot-4, 366-pound defensive lineman showed off some pretty nifty footwork and agility as he raced around the pads.

On another drill, Sweat exploded out of his stance, pushed past another pad, and then leveled a red dummy at the conclusion of a practice rep in individual drills.

Eyes of nearby spectators lit up, about the same way Sweat did when he heard a question from a trainer during a break in the action: Need some water?

"Hell yeah!," Sweat said before dousing his mouth.

Rookie minicamp is on the books for Sweat and the team's other first-year players.

Two practices down and many more to go as the team's second-round pick does his best to get up to speed as quickly as possible in the NFL.

"I felt great," Sweat said. "Just being here, in Nashville, it's amazing. It was awesome to be out there. ... Anyone, when you haven't played football in a minute, of course you're going to come out with a little rust. But once you're going, you're going."

Sweat said he worked with other Texas Longhorns from the time the NFL Draft took place, and minicamp, to prepare himself.

This week, he'll be incorporated into work with the veterans in the

offseason program, with OTAs and a minicamp, on the horizon.

Titans Coach Brian Callahan said he was impressed with what he saw from Sweat right out of the gate.

"He looked good," Callahan said of Sweat. "I thought he moved well. You never know when guys get here, what they're going to look like. And I thought he did a nice job. Looked like the guy we saw on tape, which was good to see."

Sweat, who said during a conference call after being selected he wanted to play in the 350- to 355-pound range this fall, has already been in communication with team nutritionist Lauren Silvio about his diet.

Sweat said he'll work with Silvio and the team's coaching staff to find "that perfect weight for me," but he's not sure what it will be at this point.

Already, Sweat said he's already gotten a pretty good feel for defensive line coach Tracy Rucker, a coach he plans to bust his rear end for on a daily basis. Rucker worked with Sweat on his technique on the practice field during rookie camp, stressing the importance of keeping his feet going forward in drills.

"As far as skill set, he's a big man and this is a big man's league," Rucker said of Sweat. "And, I think that definitely helps us up front. Hopefully this guy develops into what we all want him to be. It's going to take time ... but he wants to (be great)."

After his first weekend in Nashville, Sweat is even more excited to get going.

"I'm not here to prove anything," he said. "It's a blessing to be here, in this organization. Just getting to come out here, competing with my teammates, being the best for the team. It's pretty exciting."

"I have a lot to work on. I am not a perfect person, no one here is perfect. There's a lot of stuff I have to work on, and I just have to come

out here, get better at my craft, and take it day by day."

###

## THE TWO SIDES OF TEXAS SUPERSTAR T'VONDRE SWEAT

BY DAVE WILSON  
ESPN.COM  
DECEMBER 30, 2023

YOU CAN'T MISS T'Vondre Sweat. It's not just that he's 6-foot-4 and 362 pounds, although it has something to do with that.

But then you add the chain. It has a dinner-plate sized, diamond-encrusted medallion that says "MAKE 'EM SWEAT." He doesn't know how much it weighs, only that it sometimes hurts his neck.

"He's about 380 with that big chain on," said Jay Oliphant, Sweat's high school basketball coach.

Sweat loves the chain, which is inspired by the giant clocks Public Enemy rapper Flavor Flav wears. It's big, it's flashy.

It was also his mom's idea.

That makes sense because if you talk to anybody who knows Sweat, the first thing they'll tell you is that he's a mama's boy.

"You get out there and make 'em sweat," Lashunda Ross, his mom, said of the inspiration for the medallion. "They're nervous when they see you. They always have two people double-teaming you."

The medallion has a second side, though. One that people rarely see. And that was all Sweat's work. The back is covered with photos of his mom, his great uncle, his grandmother and great-grandmother.

This is the duality of T'Vondre Sweat, the wrecking ball who is the physical embodiment of Texas' climb to its first College Football Playoff appearance. The goofy, fun-loving mama's boy is also the Big 12 Defensive Player of the Year and weeks ago claimed Texas' first Outland Trophy, given to the best

interior lineman in the country, since 1977.

He'll play a key role for the Longhorns on Monday when No. 3 Texas faces No. 2 Washington in the College Football Playoff at the Allstate Sugar Bowl (8:45 p.m. ET, ESPN/ESPN App) with the Longhorns looking to free up defenders to slow down the Huskies' dangerous passing attack.

"He is hard to move," Texas defensive coordinator Pete Kwiatkowski said Thursday. "He takes up a lot of space. Takes multiple blockers, and so that frees up the linebackers. Gives us a little bit more luxury to play with lighter boxes."

And Sweat has already served notice to the Huskies that he's ready.

"Let me see how I can say this ... They're a great group of guys, the O-line," Sweat said. "I mean, they won awards. They're just awards to me. You know what I mean? And they've got to face guys like us, so we'll see how it goes down."

He has made 'em sweat all year, following four years of unheralded dirty work on the D-line, with his highest accolade being named honorable mention All-Big 12 last year. He has managed to break out despite arriving as one of the lowest-ranked recruits on Texas' roster, a 3-star on a team that has long underachieved with superstar prospects.

He did it by putting on 100 pounds since leaving high school in Huntsville, a town of about 45,000 in East Texas about 70 miles north of Houston. He did it by smothering defenders -- Texas allowed just 80.9 rushing yards per game, fourth best nationally -- flexing and mean-mugging all over the field.

None of this surprised his coach at Huntsville High, Rodney Southern, who told Sweat when he played for him that he'd eventually be an NFL player. But Southern is surprised at just how giant Sweat has become.

"The last time he came to my office, he walked in the door, stood in the doorway and I mean, he filled up the entire doorway," he said. "What you see now is just a bigger, happier version of what I had."



LIKE THE CHAIN, there are also two sides to T'Vondre Sweat.

"He plays like a bully," Texas nickelback Jahdae Barron said. "A bully, in my eyes, is somebody that wants something and takes things from whoever they want. That's who Sweat is as a player."

"Violent," linebacker Jaylan Ford said. "He makes big people look small. This dude's a beast. He's literally making people move out of his way."

When he's not on the field?

"Goofy," Barron said.

"I know everyone on the team," Ford said. "I'd say [Sweat's] probably the easiest person to talk to, honestly. He just talks to anybody and everybody. It doesn't really matter. He'll probably have a 30-minute conversation with the guy. He's probably the nicest, softest, down-to-earth guy."

He didn't even want to play football to begin with -- "I was a coward, I can't lie," he said of his early years in the sport -- but his mom and his aunt Lisa concocted a plan to help him get excited. Lisa would make cookies, and it was clear to five-year-old T'Vondre that if he scored, he'd get one.

"He'd look over to see if she had the cookies, then he'd take off running and make a touchdown," Ross said. "He was greedy, and he can eat." The reward system worked.



"Maybe that's why I'm so big," Sweat said.

Now, as a fifth-year senior, he's the second-biggest player on Texas' best team since 2009.

Not that he wasn't big at Huntsville. He was 6-4, 280, so athletic that he played at defensive end, once racking up 4.5 sacks in a game. He also starred on the basketball team, where he was named the district's defensive player of the year.

Sweat brags about how nice he was on the court, saying he could play any position from point guard to center.

"I've had a couple of good bigs at Huntsville, but he's the only big that I've had that could actually go out there at 260-plus pounds and he could guard a point guard, he can handle the ball, he can do a little of it all," Oliphant said. "He was telling you the truth on that."

Even while reminiscing and hyperbolizing, Sweat is humble. "I shoulda gone D-III in basketball," he said.

Basketball spotlighted his athleticism, kept him in shape and showed how light he was on his feet, making him more attractive to Texas, where former defensive line coach Oscar Giles took a shine to Sweat. He started racking up offers, about 17 in all. But Texas made the most serious push to get Sweat to sign.

"We wondered why not many people were on him," said Bryan Carrington, the cornerbacks coach at Arizona State, who was one of Sweat's main recruiters at Texas when he was the Longhorns' director of recruiting. "He got offered by Texas A&M, Alabama, TCU, Missouri. But we didn't feel like those schools recruited him hard enough."

Sweat agreed, saying there was only one consistent school in his ear. "I really felt like they didn't want me," Sweat said. "Nobody was recruiting

me hard but Texas and Coach Giles."

It might not have mattered anyway. Texas' location made all the difference for his priorities.

"I'm a mama's boy," Sweat said. "I didn't want to be so far but I didn't want to be so close."

And Sweat joked that growing up as a huge fan of Kevin Durant held a little sway, too.

"Honestly, the reason I came to Texas was because I thought I was going to meet KD," Sweat said.



SWEAT ARRIVED IN Austin and embraced his new home. He says he started connecting with people outside of football, but was getting a chance to get early playing time as well. Then, he went all-in, and fell in love with country music.

"I'd love to be buddies with Luke Combs," he said, saying "Crazy Beautiful" is his favorite song, adding he also is a huge fan of Morgan Wallen and Brett Young.

"Some of my teammates don't even like riding in the car with me," Sweat said. "Ride with me, you leave me alone. You're gonna listen to this."

And then he got to work in the weight room -- and at the dining table. "When you play at the University of Texas, one thing they do is make sure you eat," Sweat said. "You don't have to worry about food."

By 2021, Sweat packed on those 100 pounds and looked the part, but was uncertain of his future when Tom Herman was fired and Steve Sarkisian replaced him. But Sarkisian hired former Longhorns (and Alabama and NFL) defensive

line coach Bo Davis back, and he brought with him a reputation as a molder of NFL talent.

That fall, Texas was blown out at Iowa State, 30-7, and Davis got on the bus after the game and heard laughing. A recording of Davis' reaction was leaked to social media, and it wasn't pretty.

"This s--- ain't a game to me," Davis screamed. "If you think it's a game, get the f--- off this bus. I got my ass kicked and you motherf---ers were laughing."

It became an inflection point in the Longhorns' turnaround, something Sarkisian discussed this season after Texas went back to Ames and won, 26-16.

"I think you could feel the passion in Bo's voice," Sarkisian said. "Bo made it very clear that we're here to win championships and we're here to compete for championships and that's day in and day out ... The fact that people remember that, I think, is a good thing."

Last month, Sweat was on a podcast and said he was the player laughing, joking that he thought maybe the statute of limitations was up on it.

Davis didn't say if he knew, but the two have come a long way since that moment. Sweat says that Davis forged a brotherhood among the defensive linemen that has made all of them better, with Sweat and Byron Murphy becoming perhaps the best pair of tackles in the country.

"It's been fun coaching him because he's got some humor with him and you enjoy that," Davis said. "But he is serious about when it's time to go to work."

Davis' handiwork has been evident in Sweat's breakout season, which came in his fifth year after he decided to bypass the NFL for one last year at Texas.

"He added several zeros to the dollar amount he's gonna get and maybe a couple of commas," Southern said.

But the NFL will have its own assessment of his size.

"Some will question the value of a 360-pound defensive tackle in the first round, but I just really like the player and think he could help an NFL defense in any situation," Mel Kiper Jr. wrote in his most recent Big Board, where he has Sweat ranked as his No. 21 overall prospect.

In 2015, Alabama coach Nick Saban told ESPN that behemoth tackles like 6-5, 349-pound Terrence Cody, a two-time consensus All-American, were going out of style.

"Cody couldn't play for us now," Saban said. "It would be hard to put him in the game, the way it is now, and he was a great player for us. Five or six years ago, nobody could block the guy."

Davis was also Cody's D-line coach. But he said that doesn't hold true for Sweat.

With Sweat in the game, Texas gets pressure on opposing quarterbacks 38% of the time, compared to 31% when he's not, according to ESPN Stats & Info. Opposing quarterbacks complete 58% of their passes to 62% when he's out, and are off-target on passes 16% of the time compared to 7% when he's not on the field.

"A lot of guys are big, but they don't have any hip flexibility," Davis said. "[Sweat] can move like a 290-pound guy. He can turn and get skinny. That's the amazing part you see when you watch him and see the things he does."

Sweat said he's aware of the discussions, saying Davis let him know how to end them.

"If you don't want the weight to be an issue, go be a dawg," Davis told him. "Don't come to me, try to come out two or three plays. Go be you."

Sweat has been himself all year. And he and the Longhorns have reaped the rewards.

"His level of maturity and growth as a teammate has been awesome to watch," Kwiatkowski said. "He's a very influential guy in that locker room."

Sweat has piled up awards, helped lead Texas to the CFP and even got to catch a touchdown pass and strike a premeditated Heisman pose in the Big 12 championship game against Oklahoma State. "Scoring a touchdown in my first Big 12 championship game, and winning it was just amazing," he said. "I mean, it can't be a better feeling than that."

The big man has made 'em sweat all year.

###

## TEXAS LONGHORNS: T'VONDRE SWEAT'S PATH TO COLLEGE FOOTBALL STARDOM

BY JOSH CRISWELL  
HOUSTON CHORNICLE  
DEC 14, 2023

T'Vondre Sweat has evolved into arguably the most-feared defensive lineman in college football over the course of his five years at the University of Texas. He's also a self-described mama's boy, something that shined through as the Big 12 Defensive Player of the Year accepted the Outland Trophy—awarded to the top interior lineman in the sport—late last week.

"I give all the shout out to my mom, man," Sweat said on the ESPN broadcast, donning a chain containing a photo of his mother, Lashunda Ross. "Without that woman, I wouldn't be able to do a lot of things. That woman just stayed on my neck 24/7, and all I can say is I love that woman to death."

Ross admits her son's words almost brought her to tears on national television, as her reaction was displayed on the screen in real time via a video feed.

"Aw man, I wanted to cry," Ross said. "I really wanted to cry when he was saying those words. I got very emotional when he was talking and saying that in front of the whole [country]. Everybody is watching, but it felt really good, and he tells me all the time.

"When he sees me or we're on the phone or before the game, he always tells me, 'Mom, I appreciate you. Thank you so much for everything and thank you for being there.'"

With a laugh, Ross credits herself for the light-hearted, fun-loving nature of Sweat's personality, something UT fans have become well-acquainted with. This was on full display during the Longhorns' Big 12 title game win over Oklahoma State—a victory that helped secure the program's first

College Football Playoff appearance—when Sweat checked in at tight end and caught a touchdown pass, which he celebrated by striking a Heisman pose that almost instantly went viral. "I spilled my whole drink," Ross recalled, failing to contain her laughter.

Hearing from these two paints the picture of a loving mother-son bond, but in terms of Sweat's ascent to college football stardom, the driving force behind his success goes deeper. In a time when high-level youth athletics is littered with helicopter parents constantly questioning coaches, Ross took a different approach—and one that's paid obvious dividends.

In Sweat's early football-playing years, Ross "used to be that mom that was like, 'Don't yell at my baby.'" But as she raised her sons, an understanding was developed that "dealing with boys, you have to be hard on them, you have to keep your foot on their neck." In Huntsville High School football coach Rodney Southern and basketball coach Jay Oliphant, Ross found partners who were more than willing to embrace this type of mentality.

"She's been very valuable in his life," Southern said. "She stayed on him, and she told me way back that she wanted me to stay on him. Obviously, that was easy for me. He's talented, he's a great kid, he's so fun-loving and happy, it wasn't hard to stay on a guy like that."

In Southern's 22 years as a head coach, he's told three players that they have an opportunity to play on Sundays in the NFL. The first two—Miami Dolphins tight end Durham Smythe and former Texas quarterback David Ash—were from his time at Belton High School in Central Texas, with Sweat being the third.

Between Southern and Ross, the pair ensured that Sweat attended as many college camps as possible. He ended up with roughly 17 Division I offers, ultimately choosing the Longhorns over the likes of

Alabama and other powerhouse programs.

"[Southern] came to me and told me that T is a special kid and he sees something in him, and he doesn't want him to go the wrong way," Ross said of a conversation they had nearly a decade ago. "I agreed with him, so if somebody is coming and telling me something about my kid, I'm not going to get mad. I'm going to help them. ... If he's not listening, not doing what he's supposed to do, get on him. I give you this permission, because you don't find that too much.

"That's what's wrong with a lot of parents now. They don't want nobody else to discipline their kids when they're in the wrong. I'm not that type."



University of Texas defensive tackle T'Vondre Sweat poses for a photograph with his mother, Lashunda Ross.  
Courtesy of Lashunda Ross

Recently named the top interior lineman in college football, Sweat played on the edge throughout his entire high school career, in addition to lining up at tight end during his freshman season. He arrived at Huntsville around 220 pounds and gradually grew into his body frame, playing his final two seasons at roughly 285 pounds. He's now listed at 6-foot-4, 362 pounds, yet hasn't lost the quickness and agility that—combined with his overpowering strength and size—terrorized high school opponents.

ADVERTISEMENT

Article continues below this ad

Sweat was a similarly dominant force on the hardwood, with double-digit rebound, three-plus block performances becoming the norm by his junior year. He contemplated skipping his senior season to focus on lifting weights, before coming to an agreement with Oliphant that both parties would be better off by him returning to the team. Huntsville proceeded to win the District 20-5A title, with Sweat being named the league's Defensive MVP.

"He was extremely quick on his feet," Oliphant said. "He could guard guards, he could guard wings, he was just an extension of talent. What he's doing now doesn't really surprise me at all because he's always been a good, superior athlete. ... Sometimes he would get a rebound and dribble it coast-to-coast. He could do almost anything he wanted to, and it speaks volumes on his talent and athletic ability."

Sweat found himself pondering another decision a couple years later, one that would've had significant ramifications had he followed through.

Ross remembers her son being "scared and nervous" around the time the COVID-19 pandemic hit during his sophomore year of college, and says he contemplated giving up at UT. Her message was direct, reminding Sweat that he didn't come this far to let it all slip away.

"My thing is we don't give up, we don't quit," Ross added. "I said, 'You've got this. We're in this together. Me and you are going to figure it out, and we're going to get through it together.'"

According to Ross, Sweat responded, "Yes ma'am, I'm going to stick it out. I'm not going to give up," to which Ross noted, "That's the attitude I like to hear." Then Sweat added a promise, alluding to his likely future in the NFL.

"He said, 'One day, you're not going to have to work—and I'm going to

make that promise to you,'" Ross said. "He's sticking by what he said to me, and I'm going to hold him to his word."

###

**TITANS WR NICK  
WESTBROOK-IKHINE  
LOOKING TO PROVE  
HIMSELF ONCE AGAIN**

**BY JIM WYATT  
TENNESSEETITANS.COM  
JULY 1, 2024**

NASHVILLE – Nick Westbrook-Ikhine arrived in the NFL in 2020 just looking to survive.

Signed as an undrafted free agent, Westbrook-Ikhine made the team that year.

Then he made it again in 2021.

And in 2022.

And then, 2023.

Would you believe he's now the longest tenured Titan on offense?

"I guess I'm the most senior," Westbrook-Ikhine said with a smile.

Now, Westbrook-Ikhine is looking to prove himself once again, to a new staff, and with plenty of changes around him.

"It's totally different," he said. "It's a completely different staff, system. It's cool, that I'm used to the people around the building, but it's all new. It's nice to get a fresh start in that way, but also a new opportunity moving forward."

A roster underdog in his first season in the NFL, Westbrook-Ikhine played primarily on special teams in 2020.

Since, he's earned roster spots, and playing time. In fact, he's turned into a regular contributor over the years at receiver, and on special teams.

While playing in 61 games, with 30 starts, over the last four seasons Westbrook-Ikhine has caught 94 passes for 1,276 yards and 10 touchdowns. He's scored at least three touchdowns in each of his last three seasons, and in 2023 he caught 28 passes for 370 yards and three scores. Westbrook-Ikhine caught 38

passes for 476 yards and four TDs in 2021, and 25 passes for 397 yards and three TDs in 2022.

This offseason, the Titans signed veteran receivers Calvin Ridley and Tyler Boyd, and they're expected to bolster a receiving corps that returns 12-year veteran DeAndre Hopkins.

Westbrook-Ikhine will do his part to carve out a role for himself once again, most likely vying with returning receiver Treylon Burks and others for additional snaps, and opportunities.

Westbrook-Ikhine is up for the challenge again, with challenges.

"Trying to delete the old terminology in my brain," he said. "I feel like that is always something tough when you go from one offense to another. There's a lot of similarities around the league, but trying to delete certain things that maybe I spoke a certain concept this way, but we all have to speak the same language moving forward.

"I feel like everyone is learning together, but I feel I do have a nice step up just being in a system that's similar for some years now. I know the concepts, so I know the details from prior offenses. So, I feel like I can help the young guys in those little details. I've always kind of picked up offenses pretty well, and I'm trying to pick it up as quickly as I can so I can be a guy (others) can go to when they have questions."

In many ways, Westbrook-Ikhine does feel like he needs make a name for himself again under new head coach Brian Callahan, and offensive coordinator Nick Holz.

But that's no different from when he first arrived, back in 2020.

"You definitely have to prove yourself," he said. "Complacency kills, so you can't be complacent. The fact that I've been here, going into year five, doesn't really mean anything. It's a totally new staff, and a totally new year, a new room.

"So, you always have to prove yourself in this league."

###



## **THIS RECEIVER TOOK A DIFFERENT ROUTE**

**BY DAVID BOCLAIR  
SI.COM  
JANUARY 19, 2022**

NASHVILLE – Nick Westbrook-Ikhine readily admits it. He had a Plan B.

His first choice was to play football for a living, but he was not convinced it would happen. It did not help that he was not selected in the 2020 NFL Draft following a productive career at Indiana University.

“There was a time I was interviewing for jobs while finishing up my senior year at IU where [I thought] I just have to have that backup,” he said. “You never know what is going to happen. But I knew I was going to have an opportunity and just figured I would make the best of what I have. That’s really all I could ask for – to have this opportunity.”

To say that he has made the most of it would be an understatement.

There were 35 wide receivers selected in the 2020 NFL Draft, and the Titans did not take any of them. Instead, franchise officials covered their bases with four undrafted players at that spot (they did not sign more than two at any other position). Krisitian Wilkerson (Southeast Missouri State) has appeared in four games with the New England Patriots, and Mason Kinsey (Berry College) made his NFL debut with the Titans this season but has not seen the field since. Kyle Williams (Arizona State) has never played in a game.

Westbrook-Ikhine, on the other hand, has played 30 out of a possible 33 games and has progressed from a special teams performer to a role player on offense to his current role as a significant contributor in the passing game. He was the Titans’ second-leading receiver this season with 38 receptions for 476 yards and four touchdowns. In the three games A.J. Brown spent on injured reserve,

it was Westbrook-Ikhine who played more snaps than any of the team’s other wide receivers.

Only 19 of wide receivers drafted in 2020 have caught more passes through their first two seasons than Westbrook-Ikhine, who has 41 for 509 yards and four touchdowns. Just 14 have more touchdown passes.

“There’s definitely times I’m sitting at the house and I kind of realize the position I’m at and the blessing I have to be on this team (and) have a role – a solid role – on this team,” Westbrook-Ikhine said. “Yeah, I’m definitely proud of what I’ve been able to accomplish.”

That road from obscurity to importance makes Westbrook-Ikhine the exception Saturday when the Titans host the Cincinnati Bengals in a matchup that features a handful of sure-things – or as close to it as you can get.

Combined, the offenses include two wide receivers who were top 10 overall picks – Tennessee’s Julio Jones (sixth, 2011) and Cincinnati’s Ja’Marr Chase (fifth, 2021) – and three others who were second-round selections – Tennessee’s A.J. Brown (2019) and Cincinnati’s Tee Higgins (2020) and Tyler Boyd (2016).

All of them have lived up to expectations. Jones, Brown and Boyd have multiple 1,000-yard seasons to their credit, and Jones is one of the NFL’s all-time leading receivers. Higgins topped 1,000 receiving yards for the first time this year, and Chase set an NFL rookie record with 1,455 this season.

Westbrook-Ikhine won’t be mentioned in the same breath as any of them anytime soon, but – in the most literal sense – he absolutely is in their league.

“We have always had confidence in (Westbrook-Ikhine),” coach Mike Vrabel said. “I think he has developed. ... He blocks for us. He plays on special teams. He knows multiple positions. Those types of players are very valuable to a team.”

Even if they are not obvious choices from the outset.

Or, if they question whether they belong every now and then. Westbrook-Ikhine, for example, admits to occasional insecurity about his career choice.

“I feel like that’s just a natural human thing,” he said. “Doubt creeps in at times. I feel like it kind of shows its head when you play poorly because there’s doubt in your mind. I just have to kind of roll with those punches and realize what God put me on this earth to do – this gift and talent he gave me – and try to use it to the best of my ability.”

###

**TITANS TE JOSH WHYLE  
WORKING TO  
CONTRIBUTE MORE IN  
YEAR 2**

**BY JIM WYATT  
TENNESSEETITANS.COM  
JUNE 7, 2024**

NASHVILLE – When Josh Whyle looks back at his rookie year, he's far from satisfied.

A year later, the Titans tight end has a new outlook.

"I was out for six games last year, and I wasn't too happy about that," Whyle said after a minicamp practice this week. "We didn't win a lot last year, so that's no bueno. But going into this year, having a full offseason, and coming into your second year, it's so much different than your rookie year.

"As a rookie, you are just trying to survive. Now, you are able to breathe. The game slows down a little bit. And I've felt that a lot so far this year. So, I am really excited to keep moving in that direction."

Drafted in the fifth round of the 2023 NFL Draft out of Cincinnati, Whyle ended up playing in 11 games for the Titans in his injury-shortened season in 2023, with three starts. He totaled nine receptions for 94 yards and a touchdown, along with a tackle on special teams.

Heading into 2024, there's optimism surrounding the 6-foot-7, 248-pound Whyle, from his coaches, and teammates.

"He's had a great offseason, I'll start with that," offensive coordinator Nick Holz said of Whyle, who set the school record at Cincinnati for career touchdowns (15) by a tight end. "(Josh) has really good ball skills for a big guy. So that kind of target, especially in the red zone and on third down and things like that. He's more of a matchup (problem) than he is probably given credit for. So, we'd love to get him in some of those 1 on 1 situations (because) he

has so much height and he has really good ball skills."

Titans quarterback Will Levis has seen a different Whyle in Year 2.

Levis and Whyle are good buddies, on the team, and away from the facility.

The two regularly golf together, and hang out.

"I love Josh," Levis said of Whyle. "He's a juice guy that we have on this team, and it's been cool to see him come out of his shell, and to be a fun presence in this locker room. He works his tail off, he is prepared every day. He puts a lot on himself; I feel like that is why we're pretty similar. Ever since we came in here as rookies, we have kind of been hip to hip, being able to keep ourselves accountable. He's made huge strides – you can tell just from the moment he got here for workouts, he really worked on himself and his body and how he's going to approach this year. It has paid off for him a lot, and I'm looking forward to continuing to see him develop."

Whyle said he's done his best to prepare himself for Year 2.

Physically, he feels leaner, and stronger, even though he said he's roughly the same weight.

"But it's better weight," Whyle said. "I feel good."

In the coming weeks and months, he'll gear up for a second NFL season he's excited about.

The team is different, from coaches to players. At the tight end position, Whyle returns alongside Chig Okonkwo, while veteran Nick Vannett joined the team over the offseason.

"Right now, it's so early," Whyle said. "I just want to contribute to the team any way I can, any way they ask me to. So that is what we're working to do right now.

"But it's all been really exciting, (the changes). It's been really cool, to

meet all the new guys, and just as an offense in general, being so dynamic. We have a lot of playmakers on this team, and I think right now it is time to figure out what everyone can do and put them in the best spots for their skill set."

###

**JAMES WILLIAMS  
WATCHED EVERY NFL  
DRAFT PICK BEFORE  
TEARS STARTED WHEN  
TENNESSEE TITANS  
CALLED AT NO. 242**

**BY GEORGE ROBINSON  
NASHVILLE TENNESSEAN  
APRIL 27, 2024**

James Williams never turned away from the television.

Miami's 6-foot-4, 228-pound football star sat through three days of the 2024 NFL Draft waiting with friends and family who didn't say much as names flew off draft boards and landed with the league's 32 teams. And Williams waited patiently.

When the Tennessee Titans called toward the end of the draft, Williams was so emotional, he broke down, realizing his dream wouldn't have to be delayed as the Titans made him the 22nd pick of the seventh round (242nd overall) on Saturday.

"It was very emotional for me," Williams said. "Waiting to see my name called, to be the first one of my family to hear my name called. It was a blessing and I thank God for that, most importantly. It was a amazing phone call and it broke me down."

A hard hitter from Fort Lauderdale, Florida, Williams started 12 games last fall as a safety with the Hurricanes and had a career-high 73 tackles. He had four interceptions and 13 pass break-ups in his career. But he'll make the switch to linebacker with the Titans.

"It's a great adjustment, I just have to do some learning but I'm ready for it and embrace it," Williams said.

Despite being chosen 15 spots from the final selection of the draft, Williams wasn't fazed. He talked about his eagerness to arrive in Nashville, a city he's never been to and knows very little about but is also anxious to start the process of transitioning to linebacker.

"It's a whole new position for me," he said. "I've got to learn a whole new thing from square one so I'm embracing it, I'm open, I'm willing to do it. I'm dying to do it. I can't wait to get up there."

Williams had more than 30 offers that included Tennessee, Alabama, LSU, Georgia, Michigan, Vanderbilt and Ohio State. He was a five-star prospect by 247Sports, ranked as the No. 1 safety and No. 13 overall prospect in the 2021 class.

The Hurricanes put him at safety but quickly found out he could shift down into the box as an extra linebacker. The Titans' made Williams the fourth of five defensive players chosen in this draft, including Texas defensive tackle T'Vondre Sweat (second round), North Carolina's Cedric Gray (fourth), Louisville's Jarvis Brownlee (fifth) and Michigan's Jaylen Harrell (seventh).

Williams said Gray was one of the Titans' best picks and Williams is already familiar with Brownlee, a Miami native.

"He's somebody I always competed with and helped me be the best version of James, so I appreciate him for that," Williams said about Brownlee. "And getting to be on the same team (with him) is amazing."

"Tennessee is on to something," Williams added. "They really want something, and they got something. For sure."

###

**TITANS DEFENSE  
TRANSFORMED INSIDE  
THE MIND OF 'CUT MAN'  
DENNARD WILSON**

**BY PAUL KUHARSKY  
PAULKUHARSKY.COM  
AUGUST 18, 2024**

NASHVILLE, Tenn. – As the older brother by about two years, Rashad Wilson always got the front seat in the blue Jeep Grand Cherokee when he and Dennard rode with their dad, Tyrone.

With one exception.

When the three Wilson men drove home from Dennard's DeMatha High School football games, Dennard got shotgun.

Dad had wisdom to impart.

The Titans' first-year defensive coordinator was a strong two-way player at DeMatha, a place where he returned to coach between his two tries at playing in the NFL and discovered what he would do for a living.

Many who have worked with him in the past, or are with him now, identify Wilson as a spectacular motivator and teacher of aggressive football with a high-energy way of identifying with his players and instilling accountability.

A good share of the team's hopes rest on his ability to turn around a unit infused with new players, many with question marks regarding age and injury history, into an effective group that can move the Titans well up from 28th in expected yards per play.

"My dad never allowed me to say the word 'can't,'" Wilson said. "I would get in trouble for saying 'can't.' He would say, 'You can do anything you set your mind and you work at, so you can't say the word can't when you're talking about yourself.' He was a former football coach, a former player. He used to show me tough love. He always wanted me to do the little things

correct, never skip steps. You've got to go from A to B. If you get it, now you can move to C.

So Wilson grew up staying on the course, determined to conquer the small stuff and win dad's approval following his methods and then those of DeMatha coach Bill McGregor, who still runs the program.

Tyrone Wilson would watch practice and games from afar, never interfering with McGregor, but always with an eye on those details.

The rides home after the games ranging from 15 to 35 minutes became some of the biggest schoolings of the week. Sometimes agonizing ones.

"This was the only time I could sit in the front seat," Dennard Wilson said. "From wherever we played until we got home, he was teaching me a lesson. 'You scored three touchdowns, but you didn't run to the ball on these couple plays.' 'You gave up a play because you weren't looking at the right things.'

"It was always the little things that he just harped on, over and over and over again. To the point where I couldn't stand the rides home. But once we got to the house, it was done. He was always teaching me something and creating this drive to do the little things right. He created this thing where if I attack it the right way, I can accomplish it."

Now when he's got something he needs to sort out he leans on his dad along with his wife, his brother and an older cousin -- Damon Wilson, head coach at Morgan State -- sounding boards with different perspectives.

\*\*\*

Wilson played four years at Maryland, appearing in 40 games, starting 32 and earning honorable mention All-ACC as a senior.

The Terrapins won the conference in 2001 and lost the Orange Bowl to Florida. Coach Ralph Friedgen then

interviewed for the head job with the Tampa Bay Buccaneers, and his college roster was very upset.

The players were doing winter workouts in the gym in February and Friedgen's future was all the talk.

Guys came into my suite and they said, 'Do you see this about Ralph leaving?' Because it's 'All about Maryland,'" Wilson recalled. "We just had success and Maryland was a place that wasn't winning."

Wilson hatched a plan: The players would show up for their 5 am workout, but once they got to the gym, no one would change into their workout clothes. When Friedgen came in, Wilson would confront him.

"Ralph came in there with his cup of coffee and a couple other coaches and I told the boys, 'Let's go,'" Wilson said. "Some of them probably didn't believe I was going to do it. Then they were nervous. I walked up to him and I asked him, I said 'Ralph man, you talk about Maryland being all in, us building something, but we saw you interview. I got one question: Are you in or are you out?'"

"He looked at me with this look and said 'I'm in.'"

It came naturally and easily to Wilson. He and his teammates were sold that Maryland was a special place. Was it special to the guy who did the selling?

In an AP report, Friedgen said it was something he had to look into from a monetary standpoint.

"We have a long way to go here," he said of Maryland. "I know what I have here. Sometimes you don't know what you'll have in other places."

The Bucs wound up trading for Jon Gruden.

Wilson thought he'd be a late-round draft pick, but never heard his name called.

Every undrafted player comes into the league via a patron, a scout or coach who saw something.

Wilson's was Steve Jackson, the defensive back who was a third-round draft pick by Houston out of Purdue in 1991 and played for the franchise through the Super Bowl season as the Titans in 1999. Jackson is now in his second stint as a Titans' coach, overseeing the safeties. He coached in Washington from 2004-11.

"We drafted Sean Taylor, same year, and then Dennard was an undrafted free agent," Jackson said. "Once they got out on the field, you couldn't tell which one was which. You would have thought that it was Dennard who was the fifth pick in the draft versus Sean.

"He took control out there, he got everybody lined up. The same piss and vinegar you see in him now was the same way he was back then as a little chubby undrafted free agent. He ended up getting hurt, but he never missed a day, he wanted to learn. When someone puts that much in, they do it for a reason, because there is something in them, a burning desire to be great. It's just who he is and he hasn't changed."

A few weeks into camp right before Washington's first preseason game against Baltimore, Taylor hit a receiver in practice and Wilson went up for an interception of the tipped ball. He came down and his foot got stuck on the turf. His body went the other way, breaking his fibula.

He caught the ball – Jason Campbell threw it, he thinks -- but he couldn't walk. A pin was inserted in his left leg that had to be taken out later, during seven months of rehabilitation.

"He was really doing a great job competing for a great spot," said Gregg Williams, who was Washington's defensive coordinator and assistant head coach when Wilson arrived.

In 2005, Wilson was out of the league, taking his first turn at DeMatha where he coached DBs including Rodney McCloud, who is about to play his 13th NFL season and Kenny Tate, who played at Maryland.

"That's when I really fell in love with coaching," he said. "...That's where the passion for coaching really came."

The kids responded to him.

"Whatever he said was gospel," said McGregor, the DeMatha coach.

A year later Wilson took one more crack at the NFL, back with Washington, but he tore the MCL in his right knee.

He returned to DeMatha for three seasons, was a grad assistant at Maryland, scouted for the Bears for two seasons and then started his NFL coaching path: Five years with the Rams that came with a reunion with Williams, four years with the Jets that started with another big mentor in Todd Bowles, two with the Eagles, one with the Ravens.

Bowles remembers his interview with Wilson in 2017, after Jeff Fisher's Rams' staff was blown up.

"My first impression was how he knew more than just the secondary upon the first meeting and how detailed he was in all of his position work, not just the secondary," the Buccaneers coach said. "He knew where everybody was supposed to be. I knew he was going to be more than a DB coach.

"It's very uncommon. You get a lot of people who are very good at their position and that's that. But then you get a few guys who can see the entire defense and understand what the offense is trying to do to them and can explain it, and can teach it and can coach it. And he can do all of that."

\*\*\*

Titans players quickly took to the new vibe Wilson brought from

Baltimore, where he was defensive backs coach in 2023.

Wilson coached Jamal Adams for the defensive back's first three seasons in the league, which culminated with two Pro Bowls and a First-Team All-Pro appearance.

"He's a unique guy in the way he attacks – and when I say attacks, not in a vicious way – but attacks players to bring out the best in them," Adams said. "He definitely challenges each and every player, he doesn't sugar coat anything, he keeps everything straightforward. He's all about accountability. What makes him very, very special is how smart he is and how much game he gives to a player, younger players, how he develops them through years of being with them.

"You have to be around him to really understand where he's coming from. I feel like if you don't have a tough coach, how are you going to get better? And obviously all the great players want to be coached hard. He's one of those guys that's going to bring it out in you."

Callahan said it's "cool" to watch Wilson work. Because Callahan is a play-calling head coach his defensive coordinator has an extra degree of power. It's the most-coveted sort of coordinator job, basically a "head coach, defense" role.

"He's a great presenter in the meeting room, his energy, his entertainment value I think is exceptional," Callahan said.

Wilson said he likes to build a meeting to the point where he gets guys on the edge of their seats.

He's also helped reshape a roster that's often been thin in the defensive backfield to one that's strong on the back end and has a blitzing mentality formed under Williams and Bowles.

"All players at this high, high level want to be the toughest, most physical, most aggressive that they can be," Williams said. "When



you're the same as a coach, it's an easy buy in both ways. Then on top of that, being that way can hide some deficiencies too."

Coaches talking about players feeling ownership can feel like lip service.

It's still early to tell about some of the Titans' early judgments. The two-year \$15.5 million contract with \$5 million guaranteed for Kenneth Murray was hardly an outrageous deal. The big role as the team's primary inside linebacker was a surprise, however. With the Chargers, Murray didn't appear to be an instinctive player.

But the Titans are asking him to think less, just believe what he sees and go play, and so far it seems to be a philosophy that is freeing him.

"Coach Dennard is a tremendous leader of men, he empowers players," Murray said. "He's definitely done that with me and I'm extremely grateful for that. It means a lot to me and I'm trying to go out there and be the best version of myself for him."

Wilson is hard and demanding on his players, just as his dad was on him. He looks to stress players in practice, then be calm during games, allowing them to play and be free.

"I look at myself as their cut man in the ring," he said.

He's the driver now, his players riding shotgun, getting the wisdom. It may be hard to hear at the time. But it's well-intentioned and the payoff should be worth it.

"When you look back at it, you still remember it," Wilson said. "I think I made my dad the happiest when I went to Maryland. My dad was at every practice. He was nowhere near the field. Even at the game, he'd go sit up the hill by himself. He's not going to interrupt the coaches; he allowed the coaches to coach. He was all about the hustle, the effort stuff.

"When I was at Maryland, I remember having a conversation with my dad. I told him, 'You don't have to come up here no more, I got it.' It was like, 'I know what you were doing, I got the message, I can go up here and I can handle it on my own. I think that made him extremely happy because he knew I learned from what he was doing.'"

###

**NEW TITANS DC  
DENNARD WILSON AIMS  
TO COACH WITH  
"ENTHUSIASM UNKNOWN  
TO MANKIND"**

**BY JIM WYATT  
TENNESSEETITANS.COM  
APRIL 11, 2024**

NASHVILLE – Since Dennard Wilson was hired as defensive coordinator of the Titans, the team has made some key additions to bolster the defense.

Former Bengals cornerback Chidobe Awuzie was acquired in free agency, and then the team traded for former Chiefs cornerback L'Jarius Sneed.

Linebacker Kenneth Murray Jr. (Chargers) and defensive lineman Sebastian Joseph-Day (49ers) are intriguing new pieces, and the coaching staff will work to get the most out of them following the departure of starters Azeez Al-Shaair and Denico Autry.

At the same time, teams across the division have gotten better. The Texans, the defending AFC South champs, for instance, recently acquired former All-Pro wide receiver Stefon Diggs. He'll join what was already a formidable offensive unit.

Wilson, hired by head coach Brian Callahan back in February, said he's focused on the Titans.

"Really, I don't focus on what other teams have," Wilson said. "To me, they're nameless faces. We are going to play a certain style. We are going to play with confidence. So, it doesn't matter who they have on (the other) team. It's 11 versus 11, and in terms of the defense, it's 11 versus 1 – it's 11 versus the ball.

"So, you can get a whole lot of receivers, a whole lot of weapons. But there's only one ball. And it's our job to surround the football and take it away."

Wilson, who has 12 years of NFL coaching experience, arrived in Tennessee with an impressive resume.

He spent one season (2023) in Baltimore as Defensive Backs coach, and prior to joining the Ravens, Wilson spent two seasons with the Eagles, first as Defensive Backs coach (2021) and then as Defensive Passing Game Coordinator/DB's (2022). Before that, Wilson spent four seasons (2017-20) with the Jets as Defensive Backs coach (2017-18) and Passing Game Coordinator/DBs (2019-20).

Wilson entered the NFL as a coach in 2012 with the St. Louis Rams as a Defensive Quality Control coach. In 2015 he was elevated to Defensive Backs coach. Prior to joining the NFL coaching ranks, he spent four years (2008-11) as a pro scout for the Bears.

On Wednesday, during the first week of the team's offseason program, Wilson smiled big when discussing some of the team's new players, and the returning ones.

He knows the defense is a work in progress, on paper, and ultimately, on the field. New players will be added via the draft, and free agency.

Earlier this week, the first slide he showed his new players on power point read: Opportunity is now here.

Wilson said he plans to "coach the hell out of is players."

He's loves the early interaction as the process begins.

"It's been outstanding. It's been great," Wilson said. "The first couple of things, this week, it's about a building block, it's about creating a foundation, it's about establishing culture. It's about setting a precedent about where we are going, what we need to get there, and how we are going to get there. And have been extremely receptive. As a coaching staff, myself included, we come out here and try to have enthusiasm unknown to mankind, to get these guys to come

back and want to be coached, and want to be around us. So it has been very receptive. Guys are buying in, guys are learning every day, and we're just stacking bricks and stacking bricks until we build a wall that is strong."

###

**TITANS DC DENNARD  
WILSON TO TAKE PART  
IN THE NFL'S COACH  
ACCELERATOR  
PROGRAM AT THE  
LEAGUE MEETINGS NEXT  
WEEK IN NASHVILLE**

**BY JIM WYATT  
TENNESSEETITANS.COM  
MAY 16, 2024**

NASHVILLE – First-year Titans defensive coordinator Dennard Wilson will be among the coaches taking part in the 2024 Coach Accelerator Program at the NFL meetings next week in Music City.

The Springs Meetings are scheduled for May 20-22 in Nashville.

The Accelerator program is part of the league's efforts to strengthen the pipeline of diverse coaching candidates. It serves as a platform for clubs and owners to engage with qualified coaching candidates from diverse backgrounds.

Candidates can build relationships with club owners and executives and further develop and hone their leadership skills. To date, the program has successfully contributed to an increase in diverse candidates being interviewed for open positions, and many past participants have been promoted and hired into more senior coaching positions.

While with the San Francisco 49ers, Ran Carthon took part in the NFL's Front Office Accelerator Program prior to be hired as General Manager by the Titans.

"Developing diverse coaching talent through the Accelerator program is a key priority," said NFL Commissioner Roger Goodell. "In its fifth iteration, this program continues to be an effective avenue for club owners and executives to be exposed to the skillset and unique backgrounds of highly qualified coaching candidates, and for the program's participants to network with one another and engage in professional development sessions."

Wilson, who joined the Titans earlier this this offseason, has 12 years of NFL coaching experience, including nine seasons coaching defensive backs.

###

Wilson spent one season (2023) with the Baltimore Ravens as Defensive Backs coach. Prior to joining the Ravens, Wilson spent two seasons with the Philadelphia Eagles, first as Defensive Backs coach (2021) and then as Defensive Passing Game Coordinator/DB's (2022).

Wilson spent four seasons (2017-20) with the New York Jets as Defensive Backs coach (2017-18) and Passing Game Coordinator/DB's (2019-20). Wilson entered the NFL as a coach in 2012 with the St. Louis Rams as a Defensive Quality Control coach. In 2015 he was elevated to Defensive Backs coach. Prior to joining the NFL coaching ranks, he spent four years (2008-11) as a pro scout for the Chicago Bears. He originally entered coaching as a Defensive Backs coach for his high school alma mater, DeMatha Catholic (MD) from 2004-06. He also spent two seasons (2007-09) at the University of Maryland as a graduate assistant.

In addition to networking and personal development programming, the league will provide coaches with insight to future initiatives, both on and off the field, to contextualize how the game will continue to develop and where the NFL is evolving.

"Since its inception, the Coaching Accelerator has prepared candidates to succeed in various coaching roles while cultivating relationships with executives and key decision makers," said Mark Wilf, Minnesota Vikings owner and president. "The program proves to be mutually beneficial for participants and clubs as it breaks down barriers to access and educational tools vital for success. I am proud of the progress already made and look forward to seeing the continuous growth of the Accelerator."





# TENNESSEE TITANS

# ABRIDGED HISTORY

UPDATED THROUGH LAST WEEK'S GAME  
THE NON-ABRIDGED HISTORY IS AVAILABLE  
IN THE 2024 TITANS MEDIA GUIDE



# 2023 SEASON (6-II REGULAR SEASON) • 4TH PLACE AFC SOUTH

DATE	OPPONENT	SCORE	W/L	ATT
Sept. 10	at New Orleans	15-16	L	70,024
Sept. 17	LA. CHARGERS	27-24*	W	67,438
Sept. 24	at Cleveland	3-27	L	67,919
Oct. 1	CINCINNATI	27-3	W	68,951
Oct. 8	at Indianapolis	16-23	L	65,287
Oct. 15	BALTIMORE	16-24	L	61,011
Oct. 29	ATLANTA	28-23	W	68,008
Nov. 2	at Pittsburgh	16-20	L	65,969
Nov. 12	at Tampa Bay	6-20	L	62,725
Nov. 19	at Jacksonville	14-34	L	67,175
Nov. 26	CAROLINA	17-10	W	62,493
Dec. 3	INDIANAPOLIS	28-31*	L	65,262
Dec. 11	at Miami	28-27*	W	66,068
Dec. 17	HOUSTON	16-19	L	66,219
Dec. 24	SEATTLE	17-20	L	60,181
Dec. 31	at Houston	3-26	L	71,517
Jan. 7	JACKSONVILLE	28-20	W	63,744

\* Overtime

	TITANS	OPP
<b>Total First Downs</b>	<b>298</b>	<b>334</b>
Rushing	103	103
Passing	158	189
Penalty	37	42
3rd Down: Made/Att	71/212	89/231
3rd Down Pct.	33.5	38.5
4th Down: Made/Att	11/20	12/21
4th Down Pct.	55.0	57.1
<b>Possession Avg.</b>	<b>29:14</b>	<b>30:46</b>
<b>Total Net Yards</b>	<b>4913</b>	<b>5697</b>
Avg. Per Game	289.0	335.1
Total Plays	1002	1096
Avg. Per Play	4.9	5.2
<b>Net Yards Rushing</b>	<b>1846</b>	<b>1831</b>
Avg. Per Game	108.6	107.7
Total Rushes	444	480
<b>Net Yards Passing</b>	<b>3067</b>	<b>3866</b>
Avg. Per Game	180.4	227.4
Sacked/Yards Lost	64/445	45/315
Gross Yards	3512	4181
Att./Completions	494/304	571/387
Completion Pct.	61.5	67.8
Had Intercepted	11	6
<b>Punts/Average</b>	<b>80/50.1</b>	<b>69/46.8</b>
Net Punting Avg.	80/43.0	69/41.5
<b>Penalties/Yards</b>	<b>110/882</b>	<b>98/776</b>
<b>Fumbles/Ball Lost</b>	<b>19/9</b>	<b>19/8</b>
<b>Touchdowns</b>	<b>31</b>	<b>33</b>
Rushing	16	10
Passing	14	20
Returns	1	3

BY PERIODS	1	2	3	4	OT	PTS
<b>Team</b>	<b>58</b>	<b>118</b>	<b>59</b>	<b>64</b>	<b>6</b>	<b>305</b>
<b>Opponents</b>	<b>62</b>	<b>97</b>	<b>88</b>	<b>111</b>	<b>9</b>	<b>367</b>

SCORING	TD	RU	PA	RT	PAT	FG	S	TP
Folk	0	0	0	0	28/30	29/30	0	115
Henry	12	12	0	0			0	72
Hopkins	7	0	7	0			0	42
Westbrook-Ikhine	3	0	3	0			0	20
Spears	3	2	1	0			0	18
Levis	1	1	0	0			0	6
Molden	1	0	0	1			0	6
Okonkwo	1	0	1	0			0	6
J. Simmons	1	0	1	0			0	6
Tannehill	1	1	0	0			0	6
Whyte	1	0	1	0			0	6
Hooker	0	0	0	0			0	2
<b>Team</b>	<b>31</b>	<b>16</b>	<b>14</b>	<b>1</b>	<b>28/30</b>	<b>29/30</b>	<b>0</b>	<b>305</b>
<b>Opponents</b>	<b>33</b>	<b>10</b>	<b>20</b>	<b>3</b>	<b>29/30</b>	<b>46/47</b>	<b>0</b>	<b>367</b>

2-Pt Conv: Westbrook-Ikhine, TM 1-1, OPP 1-2

FUM/Lost: Levis 7/4, Tannehill 4/0, Garror 2/2, Moore 1/0, Philips 1/1, Spears 1/0, Stonehouse 1/1, Willis 1/1, Zentner(TM) 1/0

RUSHING	No	Yds	Avg	Lg	TD
Henry	280	1167	4.2	69	12
Spears	100	453	4.5	23	2
Tannehill	17	74	4.4	23	1
Levis	25	57	2.3	11	1
Moore	2	39	19.5	38	0
Willis	5	21	4.2	11	0
Burks	5	18	3.6	9	0
Ward	3	11	3.7	8	0
Hopkins	2	9	4.5	5	0
Okonkwo	2	6	3.0	4	0
Hooker	1	2	2.0	2	0
Zentner	1	0	0.0	0	0
Stonehouse	1	-11	-11.0	-11	0
<b>Team</b>	<b>444</b>	<b>1846</b>	<b>4.2</b>	<b>69</b>	<b>16</b>
<b>Opponents</b>	<b>480</b>	<b>1831</b>	<b>3.8</b>	<b>56t</b>	<b>10</b>

PASSING	Att	Cmp	Pct	Yards	Yds/Att	TD	Int	Lg	Sk/Yds	Rating
Levis	255	149	58.4	1808	7.09	8	4	61	28/185	84.2
Tannehill	230	149	64.8	1616	7.03	4	7	70	32/230	78.5
Willis	5	4	80.0	74	14.80	0	0	48	4/30	118.8
Henry	3	2	66.7	14	4.67	2	0	12	0/0	116.7
Hopkins	1	0	0.0	0	0.0	0	0	0	0/0	39.6
<b>Team</b>	<b>494</b>	<b>304</b>	<b>61.5</b>	<b>3512</b>	<b>7.11</b>	<b>14</b>	<b>11</b>	<b>70</b>	<b>64/445</b>	<b>83.2</b>
<b>Opponents</b>	<b>571</b>	<b>387</b>	<b>67.8</b>	<b>4181</b>	<b>7.32</b>	<b>20</b>	<b>6</b>	<b>59</b>	<b>45/315</b>	<b>96.4</b>

RECEIVING	No	Yds	Avg	Lg	TD
Hopkins	75	1057	14.1	61t	7
Okonkwo	54	528	9.8	39	1
Spears	52	385	7.4	48	1
Westbrook-Ikhine	28	370	13.2	33t	3
Henry	28	214	7.6	46	0
Moore	22	424	19.3	49	0
Burks	16	221	13.8	70	0
Philips	15	181	12.1	29	0
Whyte	9	94	10.4	24	1
Wesco	1	21	21.0	21	0
Kinsey	1	6	6.0	6	0
Rader	1	6	6.0	6	0
Dowell	1	3	3.0	3	0
J. Simmons	1	2	2.0	2t	1
<b>Team</b>	<b>304</b>	<b>3512</b>	<b>11.6</b>	<b>70</b>	<b>14</b>
<b>Opponents</b>	<b>387</b>	<b>4181</b>	<b>10.8</b>	<b>59t</b>	<b>20</b>

INTERCEPTIONS	No	Yds	Avg	Lg	TD
Murphy-Bunting	2	12	6.0	10	0
Molden	1	44	44.0	44t	1
McCreary	1	18	18.0	18	0
Hooker	1	10	10.0	10	0
Edmunds	1	2	2.0	2	0
<b>Team</b>	<b>6</b>	<b>86</b>	<b>14.3</b>	<b>44t</b>	<b>1</b>
<b>Opponents</b>	<b>11</b>	<b>101</b>	<b>9.2</b>	<b>29</b>	<b>1</b>

PUNTING	No	Yds	Avg	Net	TB	In	Lg	B
Stonehouse	53	2812	53.1	43.9	10	28	74	1
Zentner	24	1,115	46.5	41.4	2	8	64	0
Folk	2	81	40.5	39.0	12	36	74	1
<b>Team</b>	<b>80</b>	<b>4008</b>	<b>50.1</b>	<b>43.0</b>	<b>12</b>	<b>36</b>	<b>74</b>	<b>1</b>
<b>Opponents</b>	<b>69</b>	<b>3231</b>	<b>46.8</b>	<b>41.5</b>	<b>2</b>	<b>26</b>	<b>63</b>	<b>0</b>

PUNT RETURNS	No	FC	Yds	Avg	Lg	TD
Garror	21	5	159	7.6	15	0
Kinsey	11	6	100	9.1	21	0
K. Jackson	6	3	48	8.0	14	0
Philips	4	0	23	5.8	12	0
<b>Team</b>	<b>42</b>	<b>14</b>	<b>330</b>	<b>7.9</b>	<b>21</b>	<b>0</b>
<b>Opponents</b>	<b>29</b>	<b>19</b>	<b>328</b>	<b>11.3</b>	<b>70</b>	<b>0</b>

KICKOFF RETURNS	No	Yds	Avg	Lg	TD
Spears	13	270	20.8	33	0
Moore	4	89	22.3	26	0
Philips	1	13	13.0	13	0
<b>Team</b>	<b>37</b>	<b>792</b>	<b>21.4</b>	<b>37</b>	<b>0</b>
<b>Opponents</b>	<b>32</b>	<b>648</b>	<b>20.3</b>	<b>54</b>	<b>0</b>

FIELD GOALS	1-19	20-29	30-39	40-49	50+
Folk	0/0	9/9	9/9	6/6	5/6
<b>Team</b>	<b>0/0</b>	<b>6/6</b>	<b>7/8</b>	<b>6/8</b>	<b>1/2</b>
<b>Opponents</b>	<b>0/0</b>	<b>7/7</b>	<b>10/10</b>	<b>6/7</b>	<b>2/3</b>

**Bullock:** (50G,27G,31G,45G,29G)(33G,41G)(44G)(53G, 35G) (27G,53G,34G)(26G,27G,38G)(1)(36G,36G,48G) (38G,51N,27G)(1) (53G)(24G,46G)(28G,23G)(45G)(33G) (53G)(1) OPP: (26G,33G,52G)(27G,30G,33G)(48G,52G)(21G) (43G,35G,28G)(41G,28G,23G,29G,20G,36G)(29G,49G, 39G) (29G,30G)(25G,35G)(30G,25G)(50G)(23G,46G, 23G,28G) (44B,20G,31G)(23G,27G,53G,54G)(28G) (44B,20G,31G)(23G,27G,53G,54G)(28G,27G) (28G,38G,27G,51G) (44G,30G)

### SACKS

Autry 11.5, Landry 10.5, Key 6, J. Simmons 5.5, Edmunds LG 2.5, Edmunds TM 2.5, Al-Shaarir 2, McCreary 2, Davidson 1, Gibbens 1, Gipson 1, Johnson 1, Tart 1  
**TM 45, OPP 64**

### TACKLES (Total-Assists-Solo)

Al-Shaarir (163-84-79), Gibbens (92-55-37), McCreary (86-62-24), Hooker (80-65-15), Molden (72-47-25), Landry III (69-45-24), Murphy-Bunting (57-42-15), Autry (50-30-20), Byard (47-30-17), Fulton (46-37-9), Simmons (44-30-14), Wallace (42-33-9), Avery (31-27-4), Key (30-17-13), Johnson (24-11-13), Garror (22-19-3), Peko (22-12-10), Tart (21-15-6), Rice (17-8-9), Weaver (16-8-8), Edmunds (15-12-3), Reese IV (15-8-7), Davidson (10-6-4), Jones (8-0-8), McLendon (8-3-5), Brown (7-5-2), Coburn (7-2-5), Gipson (6-1-5), Wallow (6-5-1), Bohanna (4-2-2), Blacklock (2-1-1), Campbell (2-1-1), Carter (2-1-1), Jackson (1-0-1), Vildor (1-1-0)  
**Team Totals: 1,127-723-404**

### USUAL STARTING LINEUP

#### OFFENSE

**WR** Nick Westbrook-Ikhine (15)  
**TE** Trevon Wesco (88)  
**LT** Andre Dillard (71)  
**LG** Peter Skoronksi (77)  
**C** Aaron Brewer (55)  
**RG** Daniel Brunskill (60)  
**RT** Dillon Radunz (75)/Chris Hubbard (66)  
**TE** Chig Okonkwo (85)  
**WR** DeAndre Hopkins (10)  
**QB** Will Levis (8)/Ryan Tannehill (17)  
**RB** **Derrick Henry (22)**

#### DEFENSE

**DE** Denico Autry (96)  
**NT** Tear Tart (93)  
**DT** Jeffery Simmons (98)  
**OLB** Harold Landry III (58)  
**ILB** Azeez Al-Shaarir (2)  
**ILB** Jack Gibbens (50)  
**OLB** Arden Key (49)  
**CB** Roger McCreary (21)  
**CB** Sean Murphy-Bunting (0)  
**S** Elijah Molden (24)  
**S** Amani Hooker (37)  
**CB** Kristian Fulton (26)

#### SPECIALISTS

**K** Nick Folk (6)  
**P** Ryan Stonehouse (4)  
**PR** Mason Kinsey (12)  
**KR** Tyjae Spears (32)

#### Pro Bowl

**GM:** Ran Carthon **Head Coach:** Mike Vrabel

**Asst. Coaches:** CRAIG AUKERMAN (special teams coord. 12 games) SHANE BOWEN (def. coord.), TIM KELLY (off. coord.), BRIAN BELL (asst. dir. of sports performance), SCOTT BOOKER (safeties), KYLAN BUTLER (off. asst.), RYAN CROW (outside linebackers), TONY DEWS (tight ends), JUSTIN HAMILTON (def. quality control), CHRIS HARRIS (def. pass game coord./cornerbacks), JASON HOUGHTALING (off. line), MATT JONES (off. line asst.), BOBBY KING (inside linebackers), ZAK KUHR (inside linebackers asst.), ANTHONY LEVINE (special teams asst.), LORI LOCUST (def. quality control), CHARLES LONDON (pass game coord./quarterbacks), CLINTON McMILLAN (def. line asst.), ROB MOORE (wide receivers), PAT O'HARA (passing game analyst), JUSTIN OUTTEN (run game coord./running backs), FRANK PIRAINO (dir. of sports performance), TOM QUINN (special teams asst.), HALEY ROBERTS (sports performance asst.), TYLER ROUSE (sports performance asst.), LUKE STOCKER (off. asst.), JOHN STREICHER (dir. of football admin.), MIKE SULLIVAN (asst. off. line), TERRELL WILLIAMS (asst. head coach -- def./def. line).

### AMERICAN FOOTBALL CONFERENCE STANDINGS

AFC EAST	W	L	T	Pct
Buffalo	11	6	0	.647
* Miami	11	6	0	.647
New York Jets	7	10	0	.412
New England	4	13	0	.235
AFC NORTH	W	L	T	Pct
Baltimore	13	4	0	.765
* Cleveland	11	6	0	.647
* Pittsburgh	10	7	0	.588
Cincinnati	9	8	0	.529
AFC SOUTH	W	L	T	Pct
Houston	10	7	0	.588
Jacksonville	9	8	0	.529
Indianapolis	9	8	0	.529
Tennessee	6	11	0	.353
AFC WEST	W	L	T	Pct
Kansas City	11	6	0	.647
Las Vegas	8	9	0	.471
Denver	8	9	0	.471
Los Angeles Chargers	5	12	0	.294

### NATIONAL FOOTBALL CONFERENCE STANDINGS

NFC EAST	W	L	T	Pct
Dallas	12	5	0	.706
* Philadelphia	11	6	0	.647
New York Giants	6	11	0	.353
Washington	4	13	0	.235
NFC NORTH	W	L	T	Pct
Detroit	12	5	0	.706
* Green Bay	9	8	0	.529
Minnesota	7	10	0	.412
Chicago	7	10	0	.412
NFC SOUTH	W	L	T	Pct
Tampa Bay	9	8	0	.529
New Orleans	9	8	0	.529
Atlanta	7	10	0	.412
Carolina	2	15	0	.118
NFC WEST	W	L	T	Pct
San Francisco	12	5	0	.706
* Los				





# 2021 SEASON (12-5 REGULAR SEASON, 0-1 PLAYOFFS) · 1ST PLACE AFC SOUTH

DATE	OPPONENT	SCORE	W/L	ATT
Sept. 12	ARIZONA	13-38	L	67,216
Sept. 19	at Seattle	33-30*	W	68,585
Sept. 26	INDIANAPOLIS	25-16	W	67,914
Oct. 3	at N.Y. Jets	24-27*	L	70,232
Oct. 10	at Jacksonville	37-19	W	58,282
Oct. 18	BUFFALO	34-31	W	69,419
Oct. 24	KANSAS CITY	27-3	W	69,484
Oct. 31	at Indianapolis	34-31*	W	59,175
Nov. 7	at L.A. Rams	28-16	W	71,785
Nov. 14	NEW ORLEANS	23-21	W	69,414
Nov. 21	HOUSTON	13-22	L	67,395
Nov. 28	at New England	13-16	L	65,878
Dec. 12	JACKSONVILLE	20-0	W	67,808
Dec. 19	at Pittsburgh	13-19	L	59,521
Dec. 23	SAN FRANCISCO	20-17	W	69,361
Jan. 2	MIAMI	34-3	W	69,091
Jan. 9	at Houston	28-25	W	66,722
Jan. 22	Cincinnati	16-19	L	69,242

\* Overtime

	TITANS	OPP
<b>Total First Downs</b>	<b>362</b>	<b>331</b>
Rushing	134	90
Passing	194	204
Penalty	34	37
3rd Down: Made/Att	103/236	77/210
3rd Down Pct.	43.6	36.7
4th Down: Made/Att	15/24	14/24
4th Down Pct.	62.5	58.3
<b>Possession Avg.</b>	<b>32:40</b>	<b>27:20</b>
<b>Total Net Yards</b>	<b>5,822</b>	<b>5,607</b>
Avg. Per Game	342.5	329.8
Total Plays	1133	1039
Avg. Per Play	5.1	5.4
<b>Net Yards Rushing</b>	<b>2,404</b>	<b>1,438</b>
Avg. Per Game	141.4	84.6
Total Rushes	551	368
<b>Net Yards Passing</b>	<b>3,418</b>	<b>4,169</b>
Avg. Per Game	201.1	245.2
Sacked/Yards Lost	47/327	43/316
Gross Yards	3745	4485
Att./Completions	535/359	628/395
Completion Pct.	67.1	62.9
Had Intercepted	14	16
<b>Punts/Average</b>	<b>58/44.3</b>	<b>67/44.6</b>
Net Punting Avg.	58/39.8	67/38.7
<b>Penalties/Yards</b>	<b>103/973</b>	<b>118/1,070</b>
<b>Fumbles/Ball Lost</b>	<b>25/11</b>	<b>21/6</b>
<b>Touchdowns</b>	<b>49</b>	<b>38</b>
Rushing	23	14
Passing	22	24
Returns	4	0

BY PERIODS	1	2	3	4	OT	PTS
Team	61	167	65	120	6	419
Opponents	56	112	84	99	3	354

SCORING	TD	RU	PA	RT	PAT	FG	S	TP
Bullock	0	0	0	0	42/45	26/31	0	120
Henry	10	10	0	0			0	62
Tannehill	7	7	0	0			0	42
A.J. Brown	5	0	5	0			0	30
Westbrook-Ikhine	4	0	4	0			0	24
Pruitt	3	0	3	0			0	20
Firkser	3	0	2	1			0	18
Foreman	3	3	0	0			0	18
Swaim	3	0	3	0			0	18
Byard	2	0	0	2			0	12
Hilliard	2	2	0	0			0	12
Batson	1	0	1	0			0	6
Fitzpatrick	1	0	1	0			0	6
Ju. Jones	1	0	1	0			0	6
McNichols	1	0	1	0			0	6
Molden	1	0	0	1			0	6
Peterson	1	1	0	0			0	6
Rogers	1	0	1	0			0	6
Badgley	0	0	0	0	1/2	0/1	0	1
Team	49	23	22	4	43/47	26/32	0	419
Opponents	38	14	24	0	29/34	31/38	0	354

**2-Pt Conversions:** Henry, Pruitt, TM 2-2; **OP 2-4**

**FUM/lost:** Tannehill 10/4, Rogers 4/1, Firkser 2/1, Foreman 2/1, Hilliard 2/1, Blasingame 1/1, Brewer 1/0, Henry 1/0, McMath 1/1, Westbrook-Ikhine 1/1

RUSHING	No	Yds	Avg	Lg	TD
Henry	219	937	4.3	76t	10
Foreman	133	566	4.3	35	3
Hilliard	56	350	6.3	68t	2
Tannehill	55	270	4.9	28	7
McNichols	41	156	3.8	14	0
Peterson	27	82	3.0	16	1
Batson	2	15	7.5	11	0

PASSING	Att	Cmp	Pct	Yards	Yds/Att	TD	Int	Lg	Sk/Yds	Rating
Tannehill	531	357	67.2	3,734	7.03	21	14	57t	47/327	89.6
A.J. Brown	2	0	0.0	0	0.00	0	0	---	0/0	39.6
M. Farley	1	1	100.0	6	6.00	0	0	6	0/0	91.7
Henry	1	1	100.0	5	5.00	1	0	5t	0/0	127.1
Team	535	359	67.1	3,745	7.00	22	14	57t	47/327	90.0
Opponents	628	395	62.9	4,485	7.14	24	16	68t	43/316	86.4

A.J. Brown	2	10	5.0	7	0
Rogers	1	9	9.0	9	0
D. Evans	2	7	3.5	5	0
Blasingame	3	6	2.0	3	0
Sargent	2	4	2.0	2	0
M. Johnson	2	-2	-1.0	5	0
Woodside	6	-6	-1.0	-1	0
Team	551	2,404	4.4	76t	23
Opponents	368	1,438	3.9	58t	14

RECEIVING	No	Yds	Avg	Lg	TD
A.J. Brown	63	869	13.8	57t	5
Westbrook-Ikhine	38	476	12.5	46	4
Firkser	34	291	8.6	24	2
Ju. Jones	31	434	14.0	51	1
Swaim	31	210	6.8	26	3
Rogers	30	301	10.0	39	1
McNichols	28	240	8.6	27	1
Hilliard	19	87	4.6	28	0
Henry	18	154	8.6	16	0
Pruitt	14	145	10.4	22	3
Reynolds	10	90	9.0	12	0
M. Johnson	9	160	17.8	50	0
Foreman	9	123	13.7	39	0
Fitzpatrick	5	49	9.8	18t	1
Hollister	4	33	8.3	14	0
Peterson	4	8	2.0	5	0
Hudson	3	31	10.3	14	0
Batson	2	15	7.5	13	1
D. Evans	2	11	5.5	6	0
McMath	2	8	4.0	9	0
Blasingame	2	4	2.0	5	0
Hooker	1	6	6.0	6	0
Team	359	3,745	10.4	57t	22
Opponents	395	4,485	11.4	68t	24

INTERCEPTIONS	No	Yds	Avg	Lg	TD
Byard	5	66	13.2	24t	1
Fulton	2	13	6.5	13	0
Long	2	6	3.0	6	0
R. Evans	2	1	0.5	1	0
Hooker	1	21	21.0	21	0
Skirne	1	17	17.0	17	0
J. Brown	1	2	2.0	2	0
Molden	1	2	2.0	2t	1
Jenkins	1	0	0.0	0	0
Team	16	128	8.0	24t	2
Opponents	14	252	18.0	82	0

PUNTING	No	Yds	Avg	Net	TB	In	Lg	B
Kern	47	2,105	44.8	40.4	1	18	59	0
Townsend	11	465	42.3	37.0	1	2	63	0
Team	58	2,570	44.3	39.8	2	20	63	0
Opponents	67	2,986	44.6	38.7	5	27	66	0

PUNT RETURNS	No	FC	Yds	Avg	TD	
Rogers	30	20	293	9.8	55	0
Kinsey	0	1	0	---	---	0
Team	30	21	292	9.8	55	0
Opponents	22	16	223	10.1	18	0

KICKOFF RETURNS	No	Yds	Avg	Lg	TD
Rogers	14	282	20.1	37	0
M. Johnson	9	179	19.9	31	0
Hilliard	8	177	22.1	26	0
Batson	5	80	16.0	20	0
McNichols	2	31	15.5	16	0
Blasingame	1	12	12.0	12	0
D. Evans	1	17	17.0	17	0
Team	40	778	19.5	37	0
Opponents	40	812	20.3	37	0

FIELD GOALS	1-19	20-29	30-39	40-49	50+
Bullock	0/0	5/5	12/12	8/13	1/1
Badgley	0/0	0/0	0/0	0/1	0/0
Team	0/0	5/5	12/12	8/14	1/1
Opponents	0/0	12/12	9/9	7/8	3/9

**Bullock:** ( ) (33G,30G,24G,44N,36G) (32G) (44G,46G,36G,49N) (34G) (43G,38G) (34G,51G) (46G,44G) ( ) (28G,36G,36G) ( ) (44N) (47N,44G,29G) (26G,32G) (38G,44G) (23G,44G) (42N)

**TM:** (46N) (33G,30G,24G,44N,36G) (32G) (44G,46G,36G,49N) (34G) (43G,38G) (34G,51G) (46G,44G) ( ) (28G,36G,36G) ( ) (44N) (47N,44G,29G) (26G,32G) (38G,44G) (23G,44G) (42N)

**OPP:** (34G,43N) (31G) (43G,28G,24G,51N) (27G,22G) (53N) (24G,28G,52G) (42G,57N) (34G) (34G,22G,54G) (20G) (43G,24G,37G) (22G,37G,44G,53N,28G,52G) ( ) (36G,56N,28G,46G,48G) (48G)(39G,53N) (31G)

SACKS	Yds
Landry 12, Autry 9, Simmons 8.5, Dupree 3, Adeniyi 2.5, N. Jones 2.5, Peko 2, Roberson 1.5, Byard 1, (group) 1	
TM 43, OPP 47	

## TACKLES (Total-Assists-Solo)

Byard (88-57-31), Landry (75-52-23), Long (75-46-29), Hooker (62-38-24), Molden (60-42-18), R. Evans (57-35-22), Jenkins (55-39-16), J. Brown (55-36-19), Simmons (54-42-12), Fulton (40-30-10), Cruikshank (38-27-11), Jackson (33-28-5), Autry (32-25-7), Rice (30-15-15), N. Jones (29-18-11), Cunningham (25-18-7), Dupree (17-13-4), Skirne (17-11-6), Tart (16-10-6), Adeniyi (11-8-3), Mabin (10-9-1), Peko (10-7-3), Roberson (10-6-4), Murchison (8-4-4), C. Jones (6-5-1), Simon (6-4-2), Cole (6-2-4), M. Farley (5-4-1), C. Farley (4-4-0), Borders (4-3-1), Dzubnar (4-1-3), McDougald (3-3-0), Strong (3-1-2), Anku (3-3-0), Weaver (2-0-2), Bledsoe (1-1-0), A.J. Brown (1-1-0), Jo. Jones (1-0-1)

Team Totals: **954-642-312**

## USUAL STARTING LINEUP

**OFFENSE**  
 WR A.J. Brown (11)  
 TE Geoff Swaim (87)  
 LG Taylor Lewan (77)  
 LT **Rodger Saffold III (76)**  
 C Ben Jones (60)  
 RG Nate Davis (64)  
 RT David Quessenberry (72)  
 WR Nick Westbrook-Ikhine (15)  
 WR Julio Jones (2)  
 QB Ryan Tannehill (17)  
 RB Derrick Henry (22)

**DEFENSE**  
 DE Denico Autry (96)  
 NT Teair Tart (93)  
 DT **Jeffery Simmons (98)**  
 OLB Bud Dupree (48)  
 ILB David Long Jr. (51)  
 ILB Rashaan Evans (54)  
 OLB **Harold Landry III (58)**  
 CB Jackrabbit Jenkins (20)  
 SS Amani Hooker (36)  
 FS **Kevin Byard (31)**  
 CB Kristian Fulton (26)

**SPECIALISTS**  
 K Randy Bullock (14)  
 P Brett Kern (6)  
 PR Chester Rogers (80)  
 KR Chester Rogers (80)

**Pro Bowl** All-Pro

**GM:** Jon Robinson; **Head Coach:** Mike Vrabel

**Asst. Coaches:** Shane Bowen (def. coordinator), Todd Downing (off. coordinator), Craig Aukerman (ST), Brian Bell (strength and conditioning assist.), Scott Booker (safeties), Keith Carter (OL), Ryan Crow (OLB), Tony Dews (RB), Matt Edwards (assist. ST), Erik Frazier (off. skill assist.), Monday Gee (strength and conditioning assist.), Jim Hansley (ILB), Jason Houghtaling (assist. OL), Zak Kuhr (assist. ILB), Anthony Midget (secondary), Rob Moore (WR), Pat O'Hara (QB), Frank Pirano (strength and conditioning), Jim Schwartz (senior def. assist.), Luke Steckel (TE), John Streicher (coordinator of football development), Mike Sullivan (assist. OL), Kenechi Udeze (assist. DL), Terrell Williams (DL)

## AMERICAN FOOTBALL CONFERENCE STANDINGS

AFC EAST	W	L	T	Pct
Buffalo	11	6	0	.647
* New England	10	7	0	.588
Miami	9	8	0	.529
New York Jets	4	13	0	.235
AFC NORTH	W	L	T	Pct
Cincinnati	10	7	0	.588
* Pittsburgh	9	7	1	.559
Cleveland	8	9	0	.471
Baltimore	8	9	0	.471
AFC SOUTH	W	L	T	Pct
Tennessee	12	5	0	.706
Indianapolis	9	8	0	.529
Houston	4	13	0	.235
Jacksonville	3	14	0	.176
AFC WEST	W	L	T	Pct
Kansas City	12	5	0	.706
* Las Vegas	10	7	0	.588
Los Angeles Chargers	9	8	0	.529
Denver	7	10	0	.412

## NATIONAL FOOTBALL CONFERENCE STANDINGS

NFC EAST	W	L	T	Pct
Dallas	12	5	0	.706
* Philadelphia	9	8	0	.529
Washington	7	10	0	.412
New York Giants	4	13	0	.235
NFC NORTH	W	L	T	Pct
Green Bay				

# 2020 SEASON (II-S REGULAR SEASON, O-I PLAYOFFS) • 1ST PLACE AFC SOUTH

DATE	OPPONENT	SCORE	W/L	ATT
Sept. 14	at Denver	16-14	W	
Sept. 20	Jacksonville	33-30	W	
Sept. 27	at Minnesota	31-30	W	
Oct. 13	Buffalo	42-16	W	8,403
Oct. 18	Houston	42-36*	W	10,166
Oct. 25	Pittsburgh	24-27	L	10,355
Nov. 1	at Cincinnati	20-31	L	9,712
Nov. 8	Chicago	24-17	W	13,871
Nov. 12	Indianapolis	17-34	L	13,949
Nov. 22	at Baltimore	30-24*	W	
Nov. 29	at Indianapolis	45-26	W	12,464
Dec. 6	Cleveland	35-41	L	13,986
Dec. 13	at Jacksonville	31-10	W	15,896
Dec. 20	Detroit	46-25	W	13,797
Dec. 27	at Green Bay	14-40	L	
Jan. 3	at Houston	41-38	W	12,504
<b>Jan. 10</b>	<b>Baltimore</b>	<b>13-20</b>	<b>L</b>	<b>14,029</b>

\* Overtime

	TITANS	OPP
<b>Total First Downs</b>	<b>381</b>	<b>391</b>
Rushing	142	113
Passing	203	247
Penalty	36	31
3rd Down: Made/Att	84/182	111/214
3rd Down Pct.	46.2	51.9
4th Down: Made/Att	10/16	15/26
4th Down Pct.	62.5	57.7
<b>Possession Avg.</b>	<b>28:28</b>	<b>31:32</b>
<b>Total Net Yards</b>	<b>6343</b>	<b>6372</b>
Avg. Per Game	396.4	398.3
Total Plays	1031	1076
Avg. Per Play	6.2	5.9
<b>Net Yards Rushing</b>	<b>2690</b>	<b>1933</b>
Avg. Per Game	168.1	120.8
Total Rushes	521	427
<b>Net Yards Passing</b>	<b>3653</b>	<b>4439</b>
Avg. Per Game	228.3	277.4
Sacked/Yards Lost	25/173	19/154
Gross Yards	3826	4593
Att./Completions	485/316	630/423
Completion Pct.	65.2	67.1
Had Intercepted	7	15
<b>Punts/Average</b>	<b>50/45.1</b>	<b>45/47.7</b>
Net Punting Avg.	50/40.1	45/41.8
<b>Penalties/Yards</b>	<b>86/783</b>	<b>103/840</b>
<b>Fumbles/Ball Lost</b>	<b>15/5</b>	<b>21/8</b>
<b>Touchdowns</b>	<b>62</b>	<b>55</b>
Rushing	26	18
Passing	33	36
Returns	3	1

BY PERIODS	1	2	3	4	OT	PTS
<b>Team</b>	<b>96</b>	<b>144</b>	<b>101</b>	<b>138</b>	<b>12</b>	<b>491</b>
<b>Opponents</b>	<b>77</b>	<b>143</b>	<b>97</b>	<b>122</b>	<b>0</b>	<b>439</b>

SCORING	TD	RU	PA	RT	PAT	FG	S	TP
Henry	17	17	0	0	0	0	0	104
Gostkowski	0	0	0	0	46/48	18/26	0	100
A. Brown	12	0	11	1	0	0	0	72
J. Smith	9	1	8	0	0	0	0	54
Sloman	0	0	0	0	5/5	2/2	0	11
Tannehill	7	7	0	0	0	0	0	46
C. Davis	5	0	5	0	0	0	0	30
Pruitt	3	0	2	1	0	0	0	18
Humphries	2	0	2	0	0	0	0	12
Batson	1	0	1	0	0	0	0	6
D. Evans	1	0	1	0	0	0	0	6
Firkser	1	0	1	0	0	0	0	6
Foreman	1	0	1	0	0	0	0	6
King	1	0	0	1	0	0	0	6
McNichols	1	1	0	0	0	0	0	6
Swaim	1	0	1	0	0	0	0	6
Westbrook-Ikhine	0	0	0	0	0	0	0	2
<b>Team</b>	<b>62</b>	<b>26</b>	<b>33</b>	<b>3</b>	<b>51/53</b>	<b>20/28</b>	<b>0</b>	<b>491</b>
<b>Opponents</b>	<b>55</b>	<b>18</b>	<b>36</b>	<b>1</b>	<b>42/47</b>	<b>21/23</b>	<b>1</b>	<b>439</b>

**2-Pt Conversions:** Tannehill 2, Henry, Westbrook-Ikhine, **TM 4-7, OPP 1-8**

**FUM/Lost:** Tannehill 6/11, Henry 3/2, A. Brown 2/1, Batson 1/0, Brinkley 1/0, C. Davis 1/1, Douglas 1/0

RUSHING	No	Yds	Avg	Lg	TD
Henry	378	2027	5.4	94t	17
Tannehill	43	266	6.2	45t	7
McNichols	47	204	4.3	20	1
Foreman	22	95	4.3	15	0
D. Evans	14	54	3.9	9	0
Batson	4	20	5.0	11	0
Woodside	7	10	1.4	18	0
Perry	2	9	4.5	6	0
Hooker	1	4	4.0	4	0
J. Smith	2	4	2.0	3	1
Humphries	0	0	---	---	0

PASSING	Att	Cmp	Pct	Yards	Yds/Att	TD	Int	Lg	Sk/Yds	Rating
Tannehill	481	315	65.5	3,819	7.94	33	7	75t	24/173	106.5
Woodside	3	1	33.3	7	2.33	0	0	7	0/0	42.4
Kern	1	0	0.0	0	0.0	0	0	0	0/0	39.6
Humphries	0	0	---	0	---	0	0	---	1/0	---
<b>Team</b>	<b>485</b>	<b>316</b>	<b>65.2</b>	<b>3,826</b>	<b>7.89</b>	<b>33</b>	<b>7</b>	<b>75t</b>	<b>25/173</b>	<b>105.9</b>
<b>Opponents</b>	<b>630</b>	<b>423</b>	<b>67.1</b>	<b>4,593</b>	<b>7.29</b>	<b>36</b>	<b>15</b>	<b>75t</b>	<b>19/154</b>	<b>97.5</b>

Raymond	1	-3	-3.0	-3	0
<b>Team</b>	<b>521</b>	<b>2690</b>	<b>5.2</b>	<b>94t</b>	<b>26</b>
<b>Opponents</b>	<b>427</b>	<b>1933</b>	<b>4.5</b>	<b>59</b>	<b>18</b>

RECEIVING	No	Yds	Avg	Lg	TD
A. Brown	70	1075	15.4	73t	11
C. Davis	65	984	15.1	75t	5
J. Smith	41	448	10.9	63	8
Firkser	39	387	9.9	45	1
Humphries	23	228	9.9	23	2
Henry	19	114	6.0	53	0
Batson	12	100	8.3	18	1
McNichols	12	55	4.6	9	0
Raymond	9	187	20.8	61	0
Swaim	9	83	9.2	16	1
Pruitt	5	49	9.8	22t	2
Blasingame	4	39	9.8	16	0
Westbrook-Ikhine	3	33	11.0	19	0
D. Evans	2	27	13.5	24	1
Hollister	1	12	12.0	12	0
Foreman	1	5	5.0	5t	1
Tannehill	1	0	0.0	0	0
<b>Team</b>	<b>316</b>	<b>3826</b>	<b>12.1</b>	<b>75t</b>	<b>33</b>
<b>Opponents</b>	<b>423</b>	<b>4593</b>	<b>10.9</b>	<b>75t</b>	<b>36</b>

INTERCEPTIONS	No	Yds	Avg	Lg	TD
Butler	4	111	27.8	68	0
Hooker	4	11	2.8	6	0
Fulton	1	44	44.0	44	0
Cruikshank	1	13	13.0	13	0
Joseph	1	5	5.0	5	0
Borders	1	0	0.0	0	0
J. Brown	1	0	0.0	0	0
Byard	1	0	0.0	0	0
Landry	1	0	0.0	0	0
T. Smith	0	5	---	5	0
<b>Team</b>	<b>15</b>	<b>189</b>	<b>12.6</b>	<b>68</b>	<b>0</b>
<b>Opponents</b>	<b>7</b>	<b>81</b>	<b>11.6</b>	<b>25</b>	<b>0</b>

PUNTING	No	Yds	Avg	Net	TB	In	Lg	B
Kern	37	1695	45.8	41.5	3	22	66	0
Allen	8	404	50.5	40.0	1	0	65	0
Daniel	4	157	39.3	30.0	0	0	52	1
<b>Team</b>	<b>50</b>	<b>2256</b>	<b>45.1</b>	<b>40.1</b>	<b>4</b>	<b>22</b>	<b>66</b>	<b>1</b>
<b>Opponents</b>	<b>45</b>	<b>2147</b>	<b>47.7</b>	<b>41.8</b>	<b>3</b>	<b>19</b>	<b>71</b>	<b>0</b>

PUNT RETURNS	No	FC	Yds	Avg	Lg	TD
Raymond	23	11	208	9.0	40	0
Batson	0	1	0	---	---	0
<b>Team</b>	<b>23</b>	<b>12</b>	<b>208</b>	<b>9.0</b>	<b>40</b>	<b>0</b>
<b>Opponents</b>	<b>20</b>	<b>13</b>	<b>171</b>	<b>8.6</b>	<b>57</b>	<b>0</b>

KICKOFF RETURNS	No	Yds	Avg	Lg	TD
Raymond	15	275	18.3	30	0
Batson	11	231	21.0	35	0
D. Evans	9	206	22.9	31	0
Blasingame	1	11	11.0	11	0
A. Brown	1	42	42.0	42t	1
Kalu	1	2	2.0	2	0
<b>Team</b>	<b>38</b>	<b>767</b>	<b>20.2</b>	<b>42t</b>	<b>1</b>
<b>Opponents</b>	<b>37</b>	<b>823</b>	<b>22.2</b>	<b>49</b>	<b>0</b>

FIELD GOALS	1-19	20-29	30-39	40-49	50+
Gostkowski	0/0	2/3	4/5	5/10	7/8
Sloman	0/0	0/0	1/1	1/1	0/0
<b>Team</b>	<b>0/0</b>	<b>2/3</b>	<b>5/6</b>	<b>6/11</b>	<b>7/8</b>
<b>Opponents</b>	<b>0/0</b>	<b>7/7</b>	<b>6/6</b>	<b>5/6</b>	<b>3/4</b>

**Gostkowski:** (47N,44B,42N,25G)(51G,49G)(39G,31G,30G,51G,54G,55G)(27B,37N)(51G,45N)(53N)(40G)(50G,44N)(40G,40G,22G)(49G)(53G)(38G)(0)

**Sloman, Ten.:** (0)(0)(0)(0)(0)(0)(0)(0)(0)(47G,37G)

**TM:** (47N,44B,42N,25G)(51G,49G)(39G,31G,30G,51G,54G,55G)(27B,37N)(51G,45N)(53N)(40G)(50G,44N)(40G,40G,22G)(49G)(53G)(38G)(0)(47G,37G)

**OPP:** ((35G)(41G,49N)(43G)(38G)(38G,30G)(33G)(22G)(24G,43G)(30G,27G,29G)(27G,43G)(53B,53G)(53G)(24G,43G,28G,51G)

**SACKS**  
Landry 5.5, Simmons 3, Crawford 2, D. Jones 2, King 1, J. Brown 1, Fulton 1, Ray 1, Reed 1, Vaccaro 1, R. Evans 0.5  
**TM 19, OPP 25**

**TACKLES (Solo-Assists-Total)**  
Byard (111-79-32), Butler (100-86-14), R. Evans (96-59-37), Vaccaro (83-62-21), Brown (76-45-31), Landry III (69-46-23), Long Jr. (50-28-22), Jones (49-29-20), Simmons (49-24-25), Hooker (44-30-14), King II (31-21-10), Joseph (29-25-4), Crawford (28-20-8), Borders (22-22-5), C. Jackson (21-12-9), Clowney (19-14-5), Fulton (16-14-2), T. Smith (14-10-4), Compton (14-8-6), A. Jackson (12-9-3), Dickerson (10-4-6), Kalu (8-7-1), Roberson (6-4-2), Orr (5-5-0), Skipper (5-4-1), Tart (5-2-3), Murchison (5-1-4), Beasley Jr. (3-2-1), Reed (3-2-1), Correa (2-1-1), Mack (2-1-1), Dzubnar (1-1-0), Ray (1-1-0), Raymond (1-1-0)  
**Team Totals: 680-316-996**

### USUAL STARTING LINEUP

**OFFENSE**

WR Corey Davis (84)  
TE Jonnu Smith (81)  
LT Taylor Lewan (77)/Ty Sambrailo (70)/David Quessenberry (72)  
LG Rodger Saffold III (76)  
C Ben Jones (60)  
RG Nate Davis (64)  
RT Dennis Kelly (70)  
TE Geoff Swaim (87)  
**WR A.J. Brown (11)**  
QB Ryan Tannehill (17)  
**RB Derrick Henry (22)**

**DEFENSE**

DE Jack Crawford (94)  
NT DaQuan Jones (90)  
DT Jeffery Simmons (98)  
OLB Jadeveon Clowney (99)  
ILB Rashaan Evans (54)  
ILB Jayon Brown (55)  
OLB Harold Landry III (58)  
CB Malcolm Butler (21)  
SS Kenny Vaccaro (24)  
FS Kevin Byard (31)  
CB Desmond King II (33)/Adoree' Jackson (25)

**SPECIALISTS**

K Stephen Gostkowski (3)  
P Brett Kern (6)  
PR Kalif Raymond (14)  
KR Kalif Raymond (14)

Pro Bowl [All-Pro](#)

**GM:** Jon Robinson; **Head Coach:** Mike Vrabel  
**Asst. Coaches:** Arthur Smith (off. coordinator), Craig Aukerman (ST), Brian Bell (strength and conditioning assist.), Scott Booker (safeties), Shane Bowen (OLB), Keith Carter (OL), Ryan Crow (assist. ST), Tony Dews (RB), Todd Downing (TE), Matt Edwards (def. assist.), Monday Gee (strength and conditioning assist.), Jim Haslett (ILB), Chandler Henley (quality control), Zak Kuhr (def. quality control), Anthony Midget (secondary), Rob Moore (WR), Pat O'Hara (QB), Frank Piraino (strength and conditioning), Luke Steckel (off. assist.), John Streicher (coordinator of football development), Mike Sullivan (assist. OL), Terrell Williams (DL)

### AMERICAN FOOTBALL CONFERENCE STANDINGS

AFC EAST	W	L	T	Pct
Buffalo	13	3	0	.813
Miami	10	6	0	.625
New England	7	9	0	.438
New York Jets	2	14	0	.125
<b>AFC NORTH</b>	<b>W</b>	<b>L</b>	<b>T</b>	<b>Pct</b>
Pittsburgh	12	4	0	.750
* Baltimore	11	5	0	.688
* Cleveland	11	5	0	.688
Cincinnati	4	11	1	.281
<b>AFC SOUTH</b>	<b>W</b>	<b>L</b>	<b>T</b>	<b>Pct</b>
Tennessee	11	5	0	.688
* Indianapolis	11	5	0	.688
Houston	4	12	0	.250
Jacksonville	1	15	0	.063
<b>AFC WEST</b>	<b>W</b>	<b>L</b>	<b>T</b>	<b>Pct</b>
Kansas City	14	2	0	.875
Las Vegas	8	8	0	.500
Los Angeles Chargers	7	9	0	.438
Denver	5	11	0	.313

### NATIONAL FOOTBALL CONFERENCE STANDINGS

NFC EAST	W	L	T	Pct
Washington	7	9	0	.438
New York Giants	6	10	0	.375
Dallas	6	10	0	.375
Philadelphia	4	11	1	.281
<b>NFC NORTH</b>	<b>W</b>	<b>L</b>	<b>T</b>	<b>Pct</b>
Green Bay	13	3	0	.813
* Chicago	8	8	0	.500
Minnesota	7	9	0	.438
Detroit	5	11	0	.313
<b>NFC SOUTH</b>	<b>W</b>	<b>L</b>		





# 2018 SEASON (9-7 REGULAR SEASON, 0-0 PLAYOFFS) • 3RD PLACE AFC SOUTH

DATE	OPPONENT	SCORE	W/L	ATT
Sep. 9	at Miami	20-27	L	65,184
Sep. 16	HOUSTON	20-17	W	62,372
Sep. 23	at Jacksonville	9-6	W	64,015
Sep. 30	PHILADELPHIA	26-23*	W	69,013
Oct. 7	at Buffalo	12-13	L	68,202
Oct. 14	BALTIMORE	0-21	L	64,441
Oct. 21	at L.A. Chargers	19-20	L	84,301
Nov. 5	at Dallas	28-14	W	90,466
Nov. 11	NEW ENGLAND	34-10	W	69,363
Nov. 18	at Indianapolis	10-38	L	57,401
Nov. 26	at Houston	17-34	L	71,826
Dec. 2	N.Y. JETS	26-22	W	60,904
Dec. 6	JACKSONVILLE	30-9	W	60,344
Dec. 16	at N.Y. Giants	17-0	W	74,538
Dec. 22	WASHINGTON	25-16	W	60,746
Dec. 30	INDIANAPOLIS	17-33	L	68,978

	TITANS	OPP
<b>Total First Downs</b>	<b>289</b>	<b>298</b>
Rushing	106	98
Passing	156	182
Penalty	27	18
3rd Down: Made/Att	82/205	75/205
3rd Down Pct.	40.0	36.6
4th Down: Made/Att	7/12	11/20
4th Down Pct.	58.3	55.0
<b>Possession Avg.</b>	<b>29:28</b>	<b>30:02</b>
<b>Total Net Yards</b>	<b>4,998</b>	<b>5,334</b>
Avg. Per Game	312.4	333.4
Total Plays	938	1001
Avg. Per Play	5.3	5.3
<b>Net Yards Rushing</b>	<b>2,023</b>	<b>1,863</b>
Avg. Per Game	126.4	116.4
Total Rushes	454	429
<b>Net Yards Passing</b>	<b>2,975</b>	<b>3,471</b>
Avg. Per Game	185.9	216.9
Sacked/Yards Lost	47/280	39/248
Gross Yards	3255	3719
Att./Completions	437/293	533/337
Completion Pct.	67.0	63.2
Had Intercepted	12	11
<b>Punts/Average</b>	<b>75/46.1</b>	<b>71/46.1</b>
Net Punting Avg.	75/41.7	71/39.4
<b>Penalties/Yards</b>	<b>82/727</b>	<b>120/984</b>
<b>Fumbles/Ball Lost</b>	<b>18/6</b>	<b>14/6</b>
<b>Touchdowns</b>	<b>34</b>	<b>32</b>
Rushing	15	9
Passing	16	21
Returns	3	2

BY PERIODS	1	2	3	4	OT	PTS
<b>Team</b>	<b>76</b>	<b>58</b>	<b>69</b>	<b>101</b>	<b>6</b>	<b>310</b>
<b>Opponents</b>	<b>70</b>	<b>105</b>	<b>63</b>	<b>62</b>	<b>3</b>	<b>303</b>

SCORING	TD	RU	PA	RT	PAT	FG	S	TP
Succop	0	0	0	0	28/31	26/30	0	106
Henry	12	12	0	0	0	0	0	72
C. Davis	4	0	4	0	0	0	0	24
J. Smith	3	0	3	0	0	0	0	18
D. Lewis	2	1	1	0	0	0	0	12
Mariota	2	2	0	0	0	0	0	12
Sharpe	2	0	2	0	0	0	0	12
Stocker	2	0	2	0	0	0	0	12
Brown	1	0	0	1	0	0	0	6
Butler	1	0	0	1	0	0	0	6
Cruikshank	1	0	1	0	0	0	0	6
Firkser	1	0	1	0	0	0	0	6
Jennings	1	0	0	1	0	0	0	6
Pruitt LG	1	0	1	0	0	0	0	6
Pruitt TM	1	0	1	0	0	0	0	6
Taylor	1	0	1	0	0	0	0	6
<b>Team</b>	<b>34</b>	<b>15</b>	<b>16</b>	<b>3</b>	<b>28/31</b>	<b>26/30</b>	<b>0</b>	<b>310</b>
<b>Opponents</b>	<b>32</b>	<b>9</b>	<b>21</b>	<b>2</b>	<b>31/32</b>	<b>26/29</b>	<b>1</b>	<b>303</b>

**2-Pt Conversions:** TM 0-1, OPP 0-0

**FUM/Lost:** Mariota 9/2, Jackson 3/1, Batson 1/0, C. Davis 1/0, Henry 1/1, D. Lewis 1/1, J. Smith 1/0, Taylor 1/1

RUSHING	No	Yds	Avg	Lg	TD
Henry	215	1,059	4.9	99t	12
D. Lewis	155	517	3.3	36	1
Mariota	64	357	5.6	27	2
Davis	6	55	9.2	39	0

PASSING	Att	Cmp	Pct	Yards	Yds/Att	TD	Int	Lg	Sk/Yds	Rating
Mariota	331	228	68.9	2,528	7.64	11	8	61t	42/243	92.3
Gabbert	101	61	60.4	626	6.20	4	4	35	5/37	74.9
Henry	3	2	66.7	14	4.67	0	0	8	0/0	77.1
Byard	1	1	100.0	66	66.00	1	0	66t	0/0	158.3
Jennings	1	1	100.0	21	21.00	0	0	21	0/0	118.8
<b>Team</b>	<b>437</b>	<b>293</b>	<b>67.0</b>	<b>3,255</b>	<b>7.45</b>	<b>16</b>	<b>12</b>	<b>66t</b>	<b>47/280</b>	<b>89.8</b>
<b>Opponents</b>	<b>533</b>	<b>337</b>	<b>63.2</b>	<b>3,719</b>	<b>6.98</b>	<b>21</b>	<b>11</b>	<b>75t</b>	<b>39/248</b>	<b>88.4</b>

Fluellen	4	16	4.0	13	0
Sharpe	1	16	16.0	16	0
Jennings	1	2	2.0	2	0
Batson	1	1	1.0	1	0
Gabbert	6	0	0.0	1	0
Stocker	1	0	0.0	0	0
<b>Team</b>	<b>454</b>	<b>2,023</b>	<b>4.5</b>	<b>99t</b>	<b>15</b>
<b>Opponents</b>	<b>429</b>	<b>1,863</b>	<b>4.3</b>	<b>97t</b>	<b>9</b>

RECEIVING	No	Yds	Avg	Lg	TD
C. Davis	65	891	13.7	51	4
D. Lewis	59	400	6.8	37	1
Taylor	37	466	12.6	55	1
Sharpe	26	316	12.2	28	2
J. Smith	20	258	12.9	61t	3
Firkser	19	225	11.8	28	1
Stocker	15	165	11.0	31	2
Henry	15	99	6.6	21	0
Jennings	11	101	9.2	36	0
Pruitt	9	102	11.3	27	1
Batson	8	82	10.3	26	0
Walker	4	52	13.0	16	0
Matthews	3	11	3.7	4	0
Cruikshank	1	66	66.0	66t	1
Mariota	1	21	21.0	21	0
<b>Team</b>	<b>293</b>	<b>3,255</b>	<b>11.1</b>	<b>66t</b>	<b>16</b>
<b>Opponents</b>	<b>337</b>	<b>3,719</b>	<b>11.0</b>	<b>75t</b>	<b>21</b>

INTERCEPTIONS	No	Yds	Avg	Lg	TD
Byard	4	1	0.3	1	0
Butler	3	90	30.0	56t	1
Jackson	2	7	3.5	7	0
Brown	1	22	22.0	22t	1
Vaccaro	1	0	0.0	0	0
<b>Team</b>	<b>11</b>	<b>120</b>	<b>10.9</b>	<b>56t</b>	<b>2</b>
<b>Opponents</b>	<b>12</b>	<b>219</b>	<b>18.3</b>	<b>54</b>	<b>1</b>

PUNTING	No	Yds	Avg	Net	TB	In	Lg	B
Kern	74	3483	47.1	41.7	3	39	62	1
<b>Team</b>	<b>75</b>	<b>3483</b>	<b>46.4</b>	<b>41.7</b>	<b>3</b>	<b>39</b>	<b>62</b>	<b>1</b>
<b>Opponents</b>	<b>71</b>	<b>3275</b>	<b>46.1</b>	<b>39.4</b>	<b>12</b>	<b>27</b>	<b>68</b>	<b>0</b>

PUNT RETURNS	No	FC	Yds	Avg	Lg	TD
Jackson	16	9	148	9.3	26	0
Matthews	4	0	38	9.5	18	0
Williams	4	1	47	11.8	38	0
Batson	3	1	4	1.3	5	0
<b>Team</b>	<b>27</b>	<b>11</b>	<b>237</b>	<b>8.8</b>	<b>38</b>	<b>0</b>
<b>Opponents</b>	<b>33</b>	<b>16</b>	<b>296</b>	<b>9.0</b>	<b>51</b>	<b>0</b>

KICKOFF RETURNS	No	Yds	Avg	Lg	TD
Jennings	22	698	31.7	94t	1
Cruikshank	1	39	39.0	39	0
<b>Team</b>	<b>23</b>	<b>737</b>	<b>32.0</b>	<b>94t</b>	<b>1</b>
<b>Opponents</b>	<b>25</b>	<b>696</b>	<b>27.8</b>	<b>102t</b>	<b>1</b>

FIELD GOALS	1-19	20-29	30-39	40-49	50+
Succop	0/0	5/6	13/13	5/7	3/4
<b>Team</b>	<b>0/0</b>	<b>5/6</b>	<b>13/13</b>	<b>5/7</b>	<b>3/4</b>
<b>Opponents</b>	<b>0/0</b>	<b>6/6</b>	<b>8/9</b>	<b>8/8</b>	<b>4/6</b>

**TEAM/Succop:** (47G,53G)(42G,31G)(39G,48N,36G,28G)(42G,33G)(25G,54G,39G,50G)(28G,33G,51N)(28N)(33G,31G)(42G)(31G)(24G,33G)(33G)(48N,22G)(42G,33G)(38G)

**OPP:** (27G,30G)(54N,34G)(46G,38G)(27G,30G,37G)(40G,46G)(29G,28G)(38N)(52G,52N)(22G)(43G,47G)(54G,34G,43G,39G,39G)(50G,40G,46G)(53G,25G)

**SACKS**  
Casey 7, Brown 6, Landry 4.5, Woodyard 4.5, Ryan 4, Correa 3.5, Byard 2, Vaccaro 2, Finch 1.5, Orakpo 1.5, Butler 1, Johnson 1, D. Morgan 0.5  
**Titans 39, Opponents 47**

**TACKLES (Solo-Assists-Total)**  
Woodyard (124-85-39), Brown (107-76-31), Byard (96-64-32), Ryan (85-54-31), Casey (72-46-26), Vaccaro (70-45-25), Jackson (69-62-7), Evans (63-42-21), Butler (56-49-7), Landry (46-26-20), Orakpo (40-24-16), Jones (39-19-20), Morgan (37-25-12), Lewis (28-19-9), Correa (27-17-10), Johnson (25-16-9), Finch (22-16-6), Sims (21-15-6), Logan (16-8-8), Compton (11-7-4), Bates (6-3-3), Kilgo (5-3-2), Dickerson (3-2-1), Cruikshank (2-2-0), Wallace (1-0-1)  
**Team Totals: 655-300-955**

### USUAL STARTING LINEUP

**OFFENSE**  
WR Corey Davis (84)  
TE Jonnu Smith (81)  
LT **Taylor Lewan (77)**  
LG Quinton Spain (67)  
C Ben Jones (60)  
RG Josh Kline (64)  
RT Jack Conklin (78)  
TE Luke Stocker (88)  
WR Tajaé Sharpe (19)  
QB Marcus Mariota (8)  
RB Derrick Henry (22)

### DEFENSE

DE DaQuan Jones (90)  
NT Austin Johnson (94)  
DT **Jurrell Casey (99)**  
OLB Derrick Morgan (91)  
ILB Wesley Woodyard (59)  
ILB Jayon Brown (55)/Rashaan Evans (54)  
OLB Brian Orakpo (98)  
CB Logan Ryan (26)/Adoree' Jackson (25)  
SS Kenny Vaccaro (24)  
FS Kevin Byard (31)  
CB Malcolm Butler (21)

### SPECIALISTS

K Ryan Succop (4)  
P **Brett Kern (6)**  
PR Adoree' Jackson (25)  
KR Darius Jennings (15)

### Pro Bowl All-Pro

**GM:** Jon Robinson; **Head Coach:** Mike Vrabel  
**Asst. Coaches:** Matt LaFleur (off. coordinator), Dean Pees (def. coordinator), Craig Aukerman (ST), Brian Bell (strength and conditioning assist.), Scott Booker (def. assist.), Shane Bowen (OLB), Keith Carter (OL), Kerry Coombs (secondary), Ryan Crow (def. assist.), Tony Dews (RB), Matt Edwards (assist. ST), Chandler Henley (quality control), Tom Kanavy (strength and conditioning), Tyrone McKenzie (ILB), Rob Moore (WR), Pat O'Hara (QB), Matt Pees (quality control), Taylor Porter (strength and conditioning assist.), Arthur Smith (TE), Luke Stechel (off. assist.), Mike Sullivan (off. assist.), Terrell Williams (DL)

### AMERICAN FOOTBALL CONFERENCE STANDINGS

AFC EAST	W	L	T	Pct
New England	11	5	0	.688
Miami	7	9	0	.438
Buffalo	6	10	0	.375
New York Jets	4	12	0	.250
AFC NORTH	W	L	T	Pct
Baltimore	10	6	0	.625
Pittsburgh	9	6	1	.594
Cleveland	7	8	1	.469
Cincinnati	6	10	0	.375
AFC SOUTH	W	L	T	Pct
Houston	11	5	0	.688
* Indianapolis	10	6	0	.625
Tennessee	9	7	0	.563
Jacksonville	5	11	0	.313
AFC WEST	W	L	T	Pct
Kansas City	12	4	0	.750
* Los Angeles Chargers	12	4	0	.750
Denver	6	10	0	.375
Oakland	4	12	0	.250

### NATIONAL FOOTBALL CONFERENCE STANDINGS

NFC EAST	W	L	T	Pct
Dallas	10	6	0	.625
* Philadelphia	9	7	0	.563
Washington	7	9	0	.438
New York Giants	5	11	0	.3



# 2017 SEASON (9-7 REGULAR SEASON, I-1 PLAYOFFS) • 2ND PLACE AFC SOUTH

DATE	OPPONENT	SCORE	W/L	ATT
Sep. 10	OAKLAND	16-26	L	69,089
Sep. 17	at Jacksonville	37-16	W	61,709
Sep. 24	SEATTLE	33-27	W	69,127
Oct. 1	at Houston	14-57	L	71,804
Oct. 8	at Miami	10-16	L	65,135
Oct. 16	INDIANAPOLIS	36-22	W	63,888
Oct. 22	at Cleveland	12-9*	W	59,061
Nov. 5	BALTIMORE	23-20	W	67,322
Nov. 12	CINCINNATI	24-20	W	67,432
Nov. 16	at Pittsburgh	17-40	L	60,703
Nov. 26	at Indianapolis	20-16	W	62,207
Dec. 3	HOUSTON	24-13	W	62,758
Dec. 10	at Arizona	7-12	L	64,153
Dec. 17	at San Francisco	23-25	L	70,133
Dec. 24	L.A. RAMS	23-27	L	60,097
Dec. 31	JACKSONVILLE	15-10	W	65,501
Jan. 6	at Kansas City	22-21	W	73,319
Jan. 13	at New England	14-35	L	65,878

\* Overtime

	TITANS	OPP
<b>Total First Downs</b>	<b>290</b>	<b>323</b>
Rushing	97	68
Passing	157	231
Penalty	36	24
3rd Down: Made/Att	71/202	78/214
3rd Down Pct.	35.1	36.4
4th Down: Made/Att	5/10	10/16
4th Down Pct.	50.0	62.5
<b>Possession Avg.</b>	<b>29:51</b>	<b>30:09</b>
<b>Total Net Yards</b>	<b>5024</b>	<b>5248</b>
Avg. Per Game	314.0	328.0
Total Plays	974	1046
Avg. Per Play	5.2	5.0
<b>Net Yards Rushing</b>	<b>1833</b>	<b>1420</b>
Avg. Per Game	114.6	88.8
Total Rushes	443	398
<b>Net Yards Passing</b>	<b>3191</b>	<b>3828</b>
Avg. Per Game	199.4	239.3
Sacked/Yards Lost	35/203	43/272
Gross Yards	3394	4100
Att./Completions	496/306	605/369
Completion Pct.	61.7	61.0
Had Intercepted	17	12
<b>Punts/Average</b>	<b>75/49.7</b>	<b>75/48.2</b>
Net Punting Avg.	75/44.6	75/42.8
<b>Penalties/Yards</b>	<b>85/785</b>	<b>119/942</b>
<b>Fumbles/Ball Lost</b>	<b>10/8</b>	<b>23/9</b>
<b>Touchdowns</b>	<b>33</b>	<b>36</b>
Rushing	18	5
Passing	14	27
Returns	1	4

BY PERIODS	1	2	3	4	OT	PTS
Team	52	103	91	85	3	334
Opponents	71	98	49	138	0	356

SCORING	TD	RU	PA	RT	PAT	FG	S	TP
Succop	0	0	0	0	31/33	35/42	0	136
Murray	7	6	1	0	0	0	0	42
Henry	6	5	1	0	0	0	0	36
Mariota	5	5	0	0	0	0	0	30
Matthews	4	0	4	0	0	0	0	24
Walker	4	1	3	0	0	0	0	24
J. Smith	2	0	2	0	0	0	0	12
Decker	1	0	1	0	0	0	0	6
Fowler	1	1	0	0	0	0	0	6
Supernaw	1	0	1	0	0	0	0	6
Taylor	1	0	1	0	0	0	0	6
Woodyard	1	0	0	1	0	0	0	6
Team	33	18	14	1	31/33	35/42	0	334
Opponents	36	5	27	4	29/34	37/41	0	356

2-Pt Conversions: TM 0-0, OPP 0-2

FUM/Lost: Cassel 2/2, Walker 2/2, Mariota 2/1, Davis 1/1, Jackson 1/1, Murray 1/1, Henry 1/0

RUSHING	No	Yds	Avg	Lg	TD
Henry	176	744	4.2	75t	5
Murray	184	659	3.6	75t	6
Mariota	60	312	5.2	34t	5
Jackson	5	55	11.0	20	0
Taylor	8	43	5.4	17	0
Fluellen	4	21	5.3	10	0

PASSING	Att	Cmp	Pct	Yards	Yds/Att	TD	Int	Lg	Sk/Yds	Rating
Mariota	453	281	62.0	3232	7.13	13	15	75t	27/173	79.3
Cassel	42	25	59.5	162	3.86	1	2	17	8/30	55.9
Decker	1	0	0.0	0	0.00	0	0	---	0/0	39.6
Team	496	306	61.7	3394	6.84	14	17	75t	35/203	77.1
Opponents	605	369	61.0	4100	6.78	27	12	80t	43/272	87.8

Fowler	2	4	2.0	3t	1
Weems	1	0	0.0	0	0
Walker	2	-2	-1.0	1t	1
Matthews	1	-3	-3.0	-3	0
Team	443	1833	4.1	75t	18
Opponents	398	1420	3.6	34	5

RECEIVING	No	Yds	Avg	Lg	TD
Walker	74	807	10.9	42	3
Decker	54	563	10.4	29	1
Matthews	53	795	15.0	75t	4
Murray	39	266	6.8	18	1
Davis	34	375	11.0	37	0
J. Smith	18	157	8.7	32t	2
Taylor	16	231	14.4	53t	1
Henry	11	136	12.4	66t	1
Supernaw	4	39	9.8	20	1
Stocker	1	12	12.0	12	0
Douglas	1	8	8.0	8	0
Weems	1	5	5.0	5	0
Team	306	3394	11.1	75t	14
Opponents	369	4100	11.1	80t	27

INTERCEPTIONS	No	Yds	Avg	Lg	TD
Byard	8	130	16.3	33	0
T. Smith	1	14	14.0	14	0
Searcy	1	8	8.0	8	0
Riley	1	2	2.0	2	0
Sims	1	0	0.0	0	0
Team	12	154	12.8	33	0
Opponents	17	262	15.4	41	2

PUNTING	No	Yds	Avg	Net	TB	In	Lg	B
Kern	75	3728	49.7	44.6	5	28	74	0
Team	75	3728	49.7	44.6	5	28	74	0
Opponents	75	3617	48.2	42.8	5	21	64	0

PUNT RETURNS	No	FC	Yds	Avg	Lg	TD
Jackson	34	9	290	8.5	46	0
Weems	2	0	15	7.5	13	0
Team	36	9	305	8.5	46	0
Opponents	41	9	286	7.0	23	0

KICKOFF RETURNS	No	Yds	Avg	Lg	TD
Jackson	25	578	23.1	57	0
Weems	2	18	9.0	18	0
Decker	1	22	22.0	22	0
Team	28	618	22.1	57	0
Opponents	32	750	23.4	60	0

FIELD GOALS	1-19	20-29	30-39	40-49	50+
Succop	0/0	10/10	7/7	16/20	2/5
Team	0/0	10/10	7/7	16/20	2/5
Opponents	0/0	9/10	7/8	14/16	7/7

**TEAM/Succop:** (23G,26G,52G,52N) (40G,41G,26G) (24G,37G,47G,35G) ( ) (45G)(48G,32G,40G,48G,23G) (43G,23G,46G,53N,47G) (48G) (48N,44G) (48B,44G)(29G,45G) (40N,43G) (58N) (40G,31G,50G) (25G,37G,45N,27G) (25G,39G,38G)

**OPP:** (20G,52G,52G,43G) (43G) ( ) (50G,40G,33G) (41G) (36G,25G,52G)(31G,47G,54G) (30G,49G) ( ) (41G,28G,50G,26G) (26G,28G,42G)(23G,48N,27N,42G) (47G,23G,40N,32G,35G) (38G,48G,28G,50G,48G,45G) (36N) (41G)

**SACKS**  
Morgan 7.5, Orakpo 7, Casey 6, Woodyard 5, Walden 4, D. Jones 3.5, Williamson 3, Brown 1.5, Klug 1.5, Cyprien 1, A. Johnson 1, King 1, (group) 1.  
**Titans 43, Opponents 35**

**TACKLES (Solo-Assists-Total)**  
Woodyard (104-68-172), Williamson (70-55-125), Byard (64-23-87), Ryan (54-19-73), Casey (60-12-72), Jackson (58-9-67), Brown (42-25-67), Cyprien (46-19-65), Orakpo (39-21-60), Walden (29-15-44), Morgan (23-17-40), Jones (24-12-36), Sims (28-5-33), Johnson (20-12-32), Searcy (22-5-27), Williams (16-10-26), Klug (15-11-26), Riley (8-5-13), Smith (10-1-11), Dodd (7-4-11), McCain (7-4-11), King (3-1-4), Palmer (1-2-3)  
**Team Totals: 750-355-1,105**

### USUAL STARTING LINEUP

OFFENSE	Player	Number
WR	Rishard Matthews	(18)
TE	Delanie Walker	(82)
LT	Taylor Lewan	(77)
LG	Quinton Spain	(67)
C	Ben Jones	(60)
RG	Josh Kline	(64)
RT	Jack Conklin	(78)
TE	Jonnu Smith	(81)
WR	Corey Davis	(84)/Eric Decker (87)
QB	Marcus Mariota	(8)
RB	DeMarco Murray	(29)

DEFENSE	Player	Number
DE	DaQuan Jones	(90)
NT	Sylvester Williams	(96)
DT	Jurrell Casey	(99)
OLB	Derrick Morgan	(91)
ILB	Wesley Woodyard	(59)
ILB	Avery Williamson	(54)
OLB	Brian Orakpo	(98)
CB	Logan Ryan	(26)
SS	Johnathan Cyprien	(37)/Da'Norris Searcy (21)
FS	Kevin Byard	(31)
CB	Adoree' Jackson	(25)

### SPECIALISTS

K	Ryan Succop	(4)
P	Brett Kern	(6)
KR/PR	Adoree' Jackson	(25)
ST	Brynden Trawick	(41)

Pro Bowl All-Pro

**GM:** Jon Robinson; **Head Coach:** Mike Mularkey  
**Asst. Coaches:** Dick LeBeau (asst. HC/def. coord.), Terry Robiskie (off. coord.), Craig Aukerman (asst. ST), Brandon Blaney (def. asst.), Sylvester Croom (RB), Nick Eason (DL), Russ Grimm (OL), Steve Hoffman (ST), Frisman Jackson (WR), Steve Jackson (asst. secondary), Tom Kanavy (asst. strength and cond.), Jason Michael (QB), Taylor Porter (strength and cond. asst.), Arthur Smith (TE), Lou Spanos (LB), Luke Stechel (asst. WR), Mike Sullivan (asst. OL), Deshaun Townsend (secondary), Steve Watterson (asst. HC/strength and cond.), Keith Willis (asst. DL)

### AMERICAN FOOTBALL CONFERENCE STANDINGS

AFC EAST	W	L	T	Pct
New England	13	3	0	.813
* Buffalo	9	7	0	.563
Miami	6	10	0	.375
New York Jets	5	11	0	.313
<b>AFC NORTH</b>	<b>W</b>	<b>L</b>	<b>T</b>	<b>Pct</b>
Pittsburgh	13	3	0	.813
Baltimore	9	7	0	.563
Cincinnati	7	9	0	.438
Cleveland	0	16	0	.000
<b>AFC SOUTH</b>	<b>W</b>	<b>L</b>	<b>T</b>	<b>Pct</b>
Jacksonville	10	6	0	.625
* Tennessee	9	7	0	.563
Indianapolis	4	12	0	.250
Houston	4	12	0	.250
<b>AFC WEST</b>	<b>W</b>	<b>L</b>	<b>T</b>	<b>Pct</b>
Kansas City	10	6	0	.625
Los Angeles Chargers	9	7	0	.563
Oakland	6	10	0	.375
Denver	5	11	0	.313

### NATIONAL FOOTBALL CONFERENCE STANDINGS

NFC EAST	W	L	T	Pct
Philadelphia	13	3	0	.813
Dallas	9	7	0	.563
Washington	7	9	0	.438
New York Giants	3	13	0	.188
<b>NFC NORTH</b>	<b>W</b>	<b>L</b>	<b>T</b>	<b>Pct</b>
Minnesota	13	3	0	.813
Detroit	9	7	0	.563
Green Bay	7	9	0	.438
Chicago	5	11	0	.313
<b>NFC SOUTH</b>	<b>W</b>	<b>L</b>	<b>T</b>	<b>Pct</b>
New Orleans	11	5	0	.688
* Carolina	11	5	0	.688
* Atlanta	10	6	0	.625
Tampa Bay	5	11	0	.313
<b>NFC WEST</b>	<b>W</b>	<b>L</b>	<b>T</b>	<b>Pct</b>
Los Angeles Rams	11	5	0	.688
Seattle	9	7	0	.563
Arizona	8	8	0	.500
San Francisco	6	10	0	.375

\* Wild Card for Playoffs



# 2016 SEASON (9-7 REGULAR SEASON, 0-0 PLAYOFFS) • 2ND PLACE AFC SOUTH

DATE	OPPONENT	SCORE	W/L	ATT
Sep. 11	MINNESOTA	16-25	L	63,816
Sep. 18	at Detroit	16-15	W	58,466
Sep. 25	OAKLAND	10-17	L	62,370
Oct. 2	at Houston	20-27	L	71,815
Oct. 9	at Miami	30-17	W	64,425
Oct. 16	CLEVELAND	28-26	W	60,897
Oct. 23	INDIANAPOLIS	26-34	L	65,470
Oct. 27	JACKSONVILLE	36-22	W	61,619
Nov. 6	at San Diego	35-43	L	52,281
Nov. 13	GREEN BAY	47-25	W	69,116
Nov. 20	at Indianapolis	17-24	L	65,048
Nov. 27	at Chicago	27-21	W	59,494
Dec. 11	DENVER	13-10	W	68,780
Dec. 18	at Kansas City	19-17	W	68,084
Dec. 24	at Jacksonville	17-38	L	59,621
Jan. 1	HOUSTON	24-17	W	65,205

	TITANS	OPP
<b>Total First Downs</b>	<b>322</b>	<b>324</b>
Rushing	115	70
Passing	175	227
Penalty	32	27
3rd Down: Made/Att	100/217	77/210
3rd Down Pct.	46.1	36.7
4th Down: Made/Att	4/11	12/22
4th Down Pct.	36.4	54.5
<b>Possession Avg.</b>	<b>30:32</b>	<b>29:28</b>
<b>Total Net Yards</b>	<b>5720</b>	<b>5720</b>
Avg. Per Game	358.0	357.5
Total Plays	1008	1031
Avg. Per Play	5.7	5.5
<b>Net Yards Rushing</b>	<b>2187</b>	<b>1413</b>
Avg. Per Game	136.7	88.3
Total Rushes	476	356
<b>Net Yards Passing</b>	<b>3541</b>	<b>4307</b>
Avg. Per Game	221.3	269.2
Sacked/Yards Lost	28/179	40/278
Gross Yards	3720	4585
Att./Completions	504/307	635/388
Completion Pct.	60.9	61.1
Had Intercepted	11	12
<b>Punts/Average</b>	<b>77/44.2</b>	<b>72/46.7</b>
Net Punting Avg.	77/38.6	72/40.9
<b>Penalties/Yards</b>	<b>110/1012</b>	<b>137/1191</b>
<b>Fumbles/Ball Lost</b>	<b>17/7</b>	<b>12/6</b>
<b>Touchdowns</b>	<b>46</b>	<b>43</b>
Rushing	16	10
Passing	29	25
Returns	1	8

BY PERIODS	1	2	3	4	OT	PTS
Team	77	149	59	96	0	381
Opponents	97	95	75	111	0	378

SCORING	TD	RU	PA	RT	PAT	FG	S	TP
Succop	0	0	0	0	39/41	22/24	0	105
Murray	12	9	3	0	0	0	0	72
Matthews	9	0	9	0	0	0	0	54
Walker	7	0	7	0	0	0	0	42
Henry	5	5	0	0	0	0	0	30
Wright	3	0	3	0	0	0	0	18
Fasano	2	0	2	0	0	0	0	12
An. Johnson	2	0	2	0	0	0	0	12
Mariota	2	2	0	0	0	0	0	12
Sharpe	2	0	2	0	0	0	0	12
D. Jones	1	0	0	1	0	0	0	6
Lewan	1	0	1	0	0	0	0	6
<b>Team</b>	<b>46</b>	<b>16</b>	<b>29</b>	<b>1</b>	<b>39/41</b>	<b>22/24</b>	<b>0</b>	<b>381</b>
<b>Opponents</b>	<b>43</b>	<b>10</b>	<b>25</b>	<b>8</b>	<b>35/40</b>	<b>27/32</b>	<b>1</b>	<b>378</b>

2-Pt Conversions: TM 0-5, OPP 1-3

FUM/Lost: Mariota 9/5, Murray 3/1, Mariani 2/0, Cassel 1/0, Matthews 1/1, Walker 1/0

RUSHING	No	Yds	Avg	Lg	TD
Murray	293	1287	4.4	75t	9
Henry	110	490	4.5	22	5
Mariota	60	349	5.8	41	2
Andrews	2	15	7.5	9	0
Mariani	1	15	15.0	15	0
Wright	1	15	15.0	15	0
Walker	2	11	5.5	8	0
Cassel	4	3	0.8	3	0
Fowler	1	3	3.0	3	0
Sharpe	1	1	1.0	1	0
Blake	1	-2	-2.0	-2	0
<b>Team</b>	<b>476</b>	<b>2187</b>	<b>4.6</b>	<b>75t</b>	<b>16</b>
<b>Opponents</b>	<b>356</b>	<b>1413</b>	<b>4.0</b>	<b>68t</b>	<b>10</b>

PASSING	Att	Cmp	Pct	Yards	Yds/Att	TD	Int	Lg	Sk/Yds	Rating
Mariota	451	276	3426	61.2	7.60	26	9	60	23/156	95.6
Cassel	51	30	284	58.8	5.57	2	2	50	5/23	71.0
Murray	2	1	10	50.0	5.00	1	0	10t	0/0	104.2
<b>Team</b>	<b>504</b>	<b>307</b>	<b>3720</b>	<b>60.9</b>	<b>7.38</b>	<b>29</b>	<b>11</b>	<b>60</b>	<b>28/179</b>	<b>93.7</b>
<b>Opponents</b>	<b>635</b>	<b>388</b>	<b>4585</b>	<b>61.1</b>	<b>7.22</b>	<b>25</b>	<b>12</b>	<b>58</b>	<b>40/278</b>	<b>88.3</b>

RECEIVING	No	Yds	Avg	Lg	TD
Matthews	65	945	14.5	60	9
Walker	65	800	12.3	47	7
Murray	53	377	7.1	35	3
Sharpe	41	522	12.7	34t	2
Wright	29	416	14.3	48t	3
Douglas	15	210	14.0	35	0
Henry	13	137	10.5	29	0
An. Johnson	9	85	9.4	20	2
Fasano	8	83	10.4	17	2
Supernaw	4	62	15.5	30	0
Amaro	3	59	19.7	26	0
Fowler	1	14	14.0	14	0
Lewan	1	10	10.0	10t	1
<b>Team</b>	<b>307</b>	<b>3720</b>	<b>12.1</b>	<b>60</b>	<b>29</b>
<b>Opponents</b>	<b>388</b>	<b>4585</b>	<b>11.8</b>	<b>58</b>	<b>25</b>

INTERCEPTIONS	No	Yds	Avg	Lg	TD
Cox	3	3	1.0	3	0
McCain	2	33	16.5	33	0
McCourty	2	7	3.5	6	0
Woodyard	1	21	21.0	21	0
Stafford	1	4	4.0	4	0
Searcy	1	0	0.0	0	0
Sims	1	0	0.0	0	0
Williamson	1	0	0.0	0	0
<b>Team</b>	<b>12</b>	<b>68</b>	<b>5.7</b>	<b>33</b>	<b>0</b>
<b>Opponents</b>	<b>11</b>	<b>203</b>	<b>18.5</b>	<b>77t</b>	<b>3</b>

PUNTING	No	Yds	Avg	Net	TB	In	Lg	B
Kern	77	3402	44.2	38.6	4	32	71	0
<b>Team</b>	<b>77</b>	<b>3402</b>	<b>44.2</b>	<b>38.6</b>	<b>4</b>	<b>32</b>	<b>71</b>	<b>0</b>
<b>Opponents</b>	<b>72</b>	<b>3360</b>	<b>46.7</b>	<b>40.9</b>	<b>9</b>	<b>22</b>	<b>72</b>	<b>0</b>

PUNT RETURNS	No	FC	Yds	Avg	Lg	TD
Mariani	29	22	235	8.1	18	0
Blake	1	0	1	1.0	1	0
<b>Team</b>	<b>30</b>	<b>22</b>	<b>236</b>	<b>7.9</b>	<b>18</b>	<b>0</b>
<b>Opponents</b>	<b>36</b>	<b>27</b>	<b>347</b>	<b>9.6</b>	<b>74t</b>	<b>2</b>

KICKOFF RETURNS	No	Yds	Avg	Lg	TD
Mariani	26	560	21.5	37	0
Andrews	4	37	9.3	17	0
Wright	3	32	10.7	15	0
<b>Team</b>	<b>33</b>	<b>629</b>	<b>19.1</b>	<b>37</b>	<b>0</b>
<b>Opponents</b>	<b>21</b>	<b>462</b>	<b>22.0</b>	<b>61</b>	<b>0</b>

FIELD GOALS	1-19	20-29	30-39	40-49	50+
Succop	1/1	4/4	6/6	8/8	3/5
<b>Team</b>	<b>1/1</b>	<b>4/4</b>	<b>6/6</b>	<b>8/8</b>	<b>3/5</b>
<b>Opponents</b>	<b>0/0</b>	<b>7/7</b>	<b>9/10</b>	<b>6/9</b>	<b>5/6</b>

**TEAM/Succop:** (28G) (51N,46G) (34G) (48G,26G) (40G) (58N) (48G,44G) (32G,22G,33G) (1) (51G,23G) (47G) (19G,31G) (53G,41G) (39G,53G) (42G) (35G)

**OPP:** (37N,56N,50G,33G,45G,30G) (42G,27G) (52G) (53G,48N,45G) (24G) (45G,37G) (28G,33G) (1) (32G,23G, 36G) (29G,38G) (42N,49G) (1) (34G) (34G) (29G,48G,56G,50G) (45N,26G)

**SACKS**  
Orakpo 10.5, Morgan 9, Casey 5, Spence 3, Williamson 2, Woodyard 2, D. Jones 1.5, Klug 1.5, Byard 1, Dodd 1, Stafford 1, Wallace 1, (team) 1, Au. Johnson 0.5

**TACKLES (Solo-Assists-Total)**  
Williamson (76-73-149), Woodyard (52-36-88), Spence (41-36-77), McCourty (56-8-64), Byard (42-21-63), Stafford (42-16-58), Orakpo (40-15-55), Searcy (39-12-51), Casey (38-13-51), Morgan (29-21-50), R. Johnson (33-15-48), McCain (37-7-44), Blake (32-5-37), Cox (33-3-36), Jones (18-11-29), Klug (14-11-25), Sims (17-1-18), Woods (11-6-17), Bass (8-8-16), Au. Johnson (13-2-15), Wallace (9-6-15), Blackson (7-7-14), Dodd (6-3-9), Palmer (2-0-2), An. Woods (2-0-2), Abdesmad (1-0-1), Reed (1-0-1), Team (1-0-1)

**Team Totals: 700-336-1,036**

## USUAL STARTING LINEUP

**OFFENSE**  
WR Richard Matthews (18)  
**TE Delanie Walker (82)**  
LT **Taylor Lewan (77)**  
LG Quinton Spain (67)  
C Ben Jones (60)  
RG Josh Kline (64)  
RT Jack Conklin (78)  
TE Anthony Fasano (80)  
WR Tajaé Sharpe (19)  
QB Marcus Mariota (8)  
**RB DeMarco Murray (29)**

**DEFENSE**  
DE DaQuan Jones (90)  
NT Al Woods (96)  
**DT Jurrell Casey (99)**  
OLB Derrick Morgan (91)/David Bass (51)  
ILB Wesley Woodyard (59)/Sean Spence (55)  
ILB Avery Williamson (54)  
**OLB Brian Orakpo (98)**  
CB Jason McCourty (30)  
SS Da'Norris Searcy (21)  
FS Rashad Johnson (25)/Kevin Byard (31)/Daimion Stafford (24)  
CB Bruce McCain (23)/Perrish Cox (20)

## SPECIALISTS

K Ryan Succop (4)  
P Brett Kern (6)  
KR/PR Marc Mariani (87)

Pro Bowl All-Pro

**GM:** Jon Robinson; **Head Coach:** Mike Mularkey  
**Asst. Coaches:** Dick LeBeau (asst. HC/def. coord.), Terry Robiskie (off. coord.), Bobby April (ST coord.), Brandon Blaney (def. asst.), Bob Bratkowski (WR), Sylvester Croom (RB), Nick Eason (DL), Russ Grimm (OL), Steve Hoffman (ST asst.), Steve Jackson (asst. secondary), Jason Michael (QB), Arthur Smith (TE), Lou Spanos (LB), Luke Stechel (off. asst.), Mike Sullivan (asst. OL), Deshea Townsend (secondary), Jason Tucker (asst. WR), Steve Watterson (asst. HC/ strength and cond.), Keith Willis (asst. DL)  
\* April - special teams coordinator first four games; Hoffman - special teams assistant first four games, special teams coordinator final 12 games

## AMERICAN FOOTBALL CONFERENCE STANDINGS

AFC EAST	W	L	T	Pct
New England	14	2	0	.875
* Miami	10	6	0	.625
Buffalo	7	9	0	.438
New York Jets	5	11	0	.313
<b>AFC NORTH</b>	<b>W</b>	<b>L</b>	<b>T</b>	<b>Pct</b>
Pittsburgh	11	5	0	.688
Baltimore	8	8	0	.500
Cincinnati	6	9	1	.406
Cleveland	1	15	0	.063
<b>AFC SOUTH</b>	<b>W</b>	<b>L</b>	<b>T</b>	<b>Pct</b>
Houston	9	7	0	.563
<b>Tennessee</b>	<b>9</b>	<b>7</b>	<b>0</b>	<b>.563</b>
Indianapolis	8	8	0	.500
Jacksonville	3	13	0	.188
<b>AFC WEST</b>	<b>W</b>	<b>L</b>	<b>T</b>	<b>Pct</b>
Kansas City	12	4	0	.750
* Oakland	12	4	0	.750
Denver	9	7	0	.563
San Diego	5	11	0	.313

## NATIONAL FOOTBALL CONFERENCE STANDINGS

NFC EAST	W	L	T	Pct
Dallas	13	3	0	.813
* New York Giants	11	5	0	.688
Washington	8	7	1	.531
Philadelphia	7	9	0	.438
<b>NFC NORTH</b>	<b>W</b>	<b>L</b>	<b>T</b>	<b>Pct</b>
Green Bay	10	6	0	.625
* Detroit	9	7	0	.563
Minnesota	8	8	0	.500
Chicago	3	13	0	.188
<b>NFC SOUTH</b>	<b>W</b>	<b>L</b>	<b>T</b>	<b>Pct</b>
Atlanta	11	5	0	.688
Tampa Bay	9	7	0	.563
New Orleans	7	9	0	.438
Carolina	6	10	0	.375
<b>NFC WEST</b>	<b>W</b>	<b>L</b>	<b>T</b>	<b>Pct</b>
Seattle	10	5	1	.656
Arizona	7	8	1	.469
Los Angeles	4	12	0	.250
San Francisco	2	14	0	.125

\* Wild Card for Playoffs







# 2014 SEASON (2-14 REGULAR SEASON, 0-0 PLAYOFFS) • 4TH PLACE AFC SOUTH

DATE	OPPONENT	SCORE	W/L	ATT
Sep. 7	at Kansas City	26-10	W	73,569
Sep. 14	DALLAS	10-26	L	69,143
Sep. 21	at Cincinnati	7-33	L	56,743
Sep. 28	at Indianapolis	17-41	L	64,757
Oct. 5	CLEVELAND	28-29	L	69,143
Oct. 12	JACKSONVILLE	16-14	W	69,143
Oct. 19	at Washington	17-19	L	75,227
Oct. 26	HOUSTON	16-30	L	69,143
Nov. 9	at Baltimore	7-21	L	70,914
Nov. 17	PITTSBURGH	24-27	L	69,143
Nov. 23	at Philadelphia	24-43	L	69,596
Nov. 30	at Houston	21-45	L	71,714
Dec. 7	NEW YORK GIANTS	7-36	L	69,143
Dec. 14	NEW YORK JETS	11-16	L	69,143
Dec. 18	at Jacksonville	13-21	L	61,202
Dec. 28	INDIANAPOLIS	10-27	L	69,143

	TITANS	OPP
<b>Total First Downs</b>	<b>258</b>	<b>357</b>
Rushing	75	119
Passing	159	211
Penalty	24	27
3rd Down: Made/Att	59/196	94/227
3rd Down Pct.	30.1	41.4
4th Down: Made/Att	6/17	5/11
4th Down Pct.	35.3	45.5
<b>Possession Avg.</b>	<b>27:31</b>	<b>32:29</b>
<b>Total Net Yards</b>	<b>4859</b>	<b>5968</b>
Avg. Per Game	303.7	373.0
Total Plays	919	1099
Avg. Per Play	5.3	5.4
<b>Net Yards Rushing</b>	<b>1447</b>	<b>2195</b>
Avg. Per Game	90.4	137.2
Total Rushes	356	515
<b>Net Yards Passing</b>	<b>3412</b>	<b>3773</b>
Avg. Per Game	213.3	235.8
Sacked/Yards Lost	50/326	39/222
Gross Yards	3738	3995
Att./Completions	513/299	545/347
Completion Pct.	58.3	63.7
Had Intercepted	16	12
<b>Punts/Average</b>	<b>89/46.3</b>	<b>73/46.0</b>
<b>Net Punting Avg.</b>	<b>89/40.8</b>	<b>73/41.2</b>
<b>Penalties/Yards</b>	<b>111/961</b>	<b>93/731</b>
<b>Fumbles/Ball Lost</b>	<b>23/10</b>	<b>7/4</b>
<b>Touchdowns</b>	<b>28</b>	<b>48</b>
Rushing	6	17
Passing	20	28
Returns	2	3

BY PERIODS	1	2	3	4	OT	PTS
<b>Team</b>	<b>40</b>	<b>94</b>	<b>73</b>	<b>47</b>	<b>0</b>	<b>254</b>
<b>Opponents</b>	<b>105</b>	<b>110</b>	<b>97</b>	<b>126</b>	<b>0</b>	<b>438</b>

SCORING	TD	RU	PA	RT	PAT	FG	S	TP
Succop	0	0	0	0	27/27	19/22	0	84
Wright	6	0	6	0			0	36
Walker	4	0	4	0			0	24
Hunter	3	0	3	0			0	18
Greene	2	2	0	0			0	12
Sankey	2	2	0	0			0	12
L. Washington	2	0	2	0			0	12
N. Washington	2	0	2	0			0	12
Battle	1	1	0	0			0	6
Coffman	1	0	1	0			0	6
Hagan	1	0	1	0			0	6
Huff	1	0	0	1b			0	6
Locker	1	1	0	0			0	6
McCluster	1	0	1	0			0	6
McCourty	1	0	0	1a			0	6
<b>Team</b>	<b>28</b>	<b>6</b>	<b>20</b>	<b>2</b>	<b>27/27</b>	<b>19/22</b>	<b>1</b>	<b>254</b>
<b>Opponents</b>	<b>48</b>	<b>17</b>	<b>28</b>	<b>3</b>	<b>47/47</b>	<b>33/39</b>	<b>2</b>	<b>438</b>

2-Pt Conversions: TM 0-1, OPP 0-1

**FUM/LOST:** Mettenberger 4/2, Locker 3/1, L. Washington 3/1, Whitehurst 3/0, Sankey 2/2, Spencer 2/0, Walker 2/0, Greene 1/1, McCullister 1/1, Schwenke 1/1, Wright 1/1

RUSHING	No	Yds	Avg	Lg	TD
Sankey	152	569	3.7	22	2
Greene	94	392	4.2	52	2
Locker	22	142	6.5	29	1
McCluster	40	131	3.3	16	0
Whitehurst	20	90	4.5	23	0
L. Washington	13	57	4.4	16	0
Wright	4	54	13.5	38	0
Battle	5	9	1.8	5	1
Mettenberger	5	4	0.8	8	0

PASSING	Att	Cmp	Pct	Yards	Yds/Att	TD	Int	Lg	Sk/Yds	Rating
Whitehurst	185	105	56.8	1,236	7.17	7	2	75t	18/103	87.4
Mettenberger	179	107	59.8	1,412	7.89	8	7	80t	18/138	83.4
Locker	146	86	58.9	993	6.80	5	7	61t	14/85	70.9
Palmer	3	1	33.3	7	2.33	0	0	7	0/0	42.4
<b>Team</b>	<b>513</b>	<b>299</b>	<b>58.3</b>	<b>3,738</b>	<b>7.29</b>	<b>20</b>	<b>16</b>	<b>80t</b>	<b>50/326</b>	<b>81.0</b>
<b>Opponents</b>	<b>545</b>	<b>347</b>	<b>63.7</b>	<b>3,995</b>	<b>7.33</b>	<b>28</b>	<b>12</b>	<b>80</b>	<b>39/222</b>	<b>93.6</b>

Palmer	1	-1	-1.0	-1	0
<b>Team</b>	<b>356</b>	<b>1447</b>	<b>4.1</b>	<b>52</b>	<b>6</b>
<b>Opponents</b>	<b>515</b>	<b>2195</b>	<b>4.3</b>	<b>62t</b>	<b>17</b>

RECEIVING	No	Yds	Avg	Lg	TD
Walker	63	890	14.1	68	4
Wright	57	715	12.5	48	6
N. Washington	40	647	16.2	80t	2
Hunter	28	498	17.8	75t	3
McCluster	26	197	7.6	25	1
L. Washington	22	159	7.2	25	2
Hagan	19	254	13.4	38t	1
Sankey	18	133	7.4	18	0
Coffman	6	64	10.7	18	1
Durham	6	54	9.0	14	0
Battle	5	28	5.6	12	0
Stevens	2	26	13.0	20	0
Thompson	2	24	12.0	13	0
Andrews	2	11	5.5	6	0
Greene	1	13	13.0	13	0
Klug	1	9	9.0	9	0
Schwenke	1	6	6.0	6	0
Whitehurst	0	10	---	10	0
<b>Team</b>	<b>299</b>	<b>3738</b>	<b>12.5</b>	<b>80t</b>	<b>20</b>
<b>Opponents</b>	<b>347</b>	<b>3995</b>	<b>11.5</b>	<b>80</b>	<b>28</b>

INTERCEPTIONS	No	Yds	Avg	Lg	TD
McCourty	3	0	0.0	0	0
Woodyard	2	20	10.0	13	0
Griffin	2	12	6.0	12	0
Wreh-Wilson	1	34	34.0	34	0
Stafford	1	33	33.0	33	0
Huff	1	23	23.0	23t	1
Ghee	1	0	0.0	0	0
Wilson	1	0	0.0	0	0
<b>Team</b>	<b>12</b>	<b>122</b>	<b>10.2</b>	<b>34</b>	<b>1</b>
<b>Opponents</b>	<b>16</b>	<b>214</b>	<b>13.4</b>	<b>67</b>	<b>1</b>

PUNTING	No	Yds	Avg	Net	TB	In	Lg	B
Kern	88	4118	46.8	40.8	7	28	79	1
<b>Team</b>	<b>89</b>	<b>4118</b>	<b>46.3</b>	<b>40.8</b>	<b>7</b>	<b>28</b>	<b>79</b>	<b>1</b>
<b>Opponents</b>	<b>73</b>	<b>3356</b>	<b>46.0</b>	<b>41.2</b>	<b>7</b>	<b>26</b>	<b>69</b>	<b>0</b>

PUNT RETURNS	No	FC	Yds	Avg	Lg	TD
McCluster	22	14	155	7.0	48	0
L. Washington	7	4	47	6.7	10	0
Griffin	1	0	5	5.0	5	0
<b>Team</b>	<b>30</b>	<b>18</b>	<b>207</b>	<b>6.9</b>	<b>48</b>	<b>0</b>
<b>Opponents</b>	<b>43</b>	<b>25</b>	<b>350</b>	<b>8.1</b>	<b>30</b>	<b>0</b>

KICKOFF RETURNS	No	Yds	Avg	Lg	TD
L. Washington	31	738	23.8	52	0
Sankey	7	198	28.3	42	0
Andrews	5	110	22.0	27	0
Battle	2	43	21.5	22	0
Klug	2	32	16.0	20	0
Martin	1	0	0.0	0	0
<b>Team</b>	<b>48</b>	<b>1121</b>	<b>23.4</b>	<b>52</b>	<b>0</b>
<b>Opponents</b>	<b>31</b>	<b>855</b>	<b>27.6</b>	<b>107t</b>	<b>1</b>

FIELD GOALS	1-19	20-29	30-39	40-49	50+
Succop	0/0	5/5	7/7	5/8	2/2
<b>Team</b>	<b>0/0</b>	<b>5/5</b>	<b>7/7</b>	<b>5/8</b>	<b>2/2</b>
<b>Opponents</b>	<b>1/1</b>	<b>9/9</b>	<b>12/12</b>	<b>7/11</b>	<b>4/6</b>

**Titans/Succop:** (36G,31G,46G,47G) (47G) (40N,44N) (36G) ( ) (25G,21G,42G) (36G) (35G) ( ) (20G) ( ) (42N) (40G, 33G,51G) (50G,23G) (31G)  
**OPP:** (35G,48N) (48G,44G,51G,48G) (29G) (31G,30G) (38G,42G) (55B)(31G,31G,27G,22G) (30G,29G,49G) ( ) (49G,23G) (36G,26G,49N,35G,30G,50G) (37G,43B) (20G,19G,36G,52G,42G) (53N,51G) ( ) (23G,46N,26G)

### SACKS

Morgan 6.5, Casey 5, Griffin 3, Hill 3, Williamson 3, Woodyard 2.5, Klug 2, Phillips TM 2, Pitoitua 2, Wimbley 2, Groves 1, Huff 1, D. Jones 1, Pollard 1, Sensabaugh 1, Stafford 1, Wilson 1, Woods 1

**Titans 39, Opponents 50**

### TACKLES (Solo-Assists-Total)

Woodyard (66-68-134), Griffin (83-32-115), Williamson (55-52-107), Casey (58-28-86), McCourty (77-8-85), Morgan (52-30-82), Wilson (49-16-65), Wreh-Wilson (47-10-57), Hill (30-17-47), Pitoitua (21-24-45), Sensabaugh (37-7-44), Wimbley (18-23-41), Stafford (24-9-33), Klug (21-10-31), Woods (14-17-31), Phillips (14-14-28), Martin (10-18-28), Pollard (22-4-26), Gooden (15-9-24), Groves (12-7-19), Huff (8-6-14), Jones (7-6-13), Harris (8-1-9), Moch (3-1-4), Ghee (3-0-3), Brown (1-0-1)

**Team Totals: 755-417-1,172**

### USUAL STARTING LINEUP

#### OFFENSE

WR Nate Washington (85)  
 TE Delanie Walker (82)  
 LT Taylor Lewan (77)  
 LG Andy Levitre (67)  
 C Brian Schwenke (62)  
 RG Chance Warmack (70)  
 RT Michael Oher (72)  
 TE Craig Stevens (88)/Brett Brackett (87)  
 WR Kendall Wright (13)  
 QB Zach Mettenberger (7)  
 RB Bishop Sankey (20)

#### DEFENSE

DE Ropati Pitoitua (92)  
 NT Sammie Hill (94)  
 DT Jurrell Casey (99)  
 OLB Derrick Morgan (91)  
 ILB Wesley Woodyard (59)  
 ILB Avery Williamson (54)  
 OLB Kameron Wimbley (95)  
 CB Bliidi Wreh-Wilson (25)  
 SS George Wilson (21)  
 FS Michael Griffin (33)  
 CB Jason McCourty (30)

#### SPECIALISTS

K Ryan Succop (8)  
 P Brett Kern (6)  
 KR/PR Leon Washington (26)

#### Pro Bowl All-Pro

**GM:** Ruston Webster; **Head Coach:** Ken Whisenhunt  
**Asst. Coaches:** Ray Horton (def. coord.), Jason Michael (off. coord.), Bob Bostad (off. line), Steve Brown (asst. secondary), Louie Cioffi (secondary), Sylvester Croom (RB), Nick Eason (asst. DL), Steve Hoffman (ST asst.), Shawn Jefferson (WR), Nate Kaczor (ST), Cannon Matthews (qual. ctl. coord. - def.), John McNulty (QB), Mike Mularkey (TE), Kevin Patullo (asst. WR), Arthur Smith (asst. TE), Giff Smith (DL), Lou Spanos (LB), Luke Steckel (off. asst.), Mike Sullivan (asst. OL), Steve Watterson (strength and cond.)

### AMERICAN FOOTBALL CONFERENCE STANDINGS

AFC EAST	W	L	T	Pct
New England	12	4	0	.750
Buffalo	9	7	0	.563
Miami	8	8	0	.500
New York Jets	4	12	0	.250
AFC NORTH	W	L	T	Pct
Pittsburgh	11	5	0	.688
* Cincinnati	10	5	1	.656
* Baltimore	10	6	0	.625
Cleveland	7	9	0	.438
AFC SOUTH	W	L	T	Pct
Indianapolis	11	5	0	.688
Houston	9	7	0	.563
Jacksonville	3	13	0	.188
<b>Tennessee</b>	<b>2</b>	<b>14</b>	<b>0</b>	<b>.125</b>
AFC WEST	W	L	T	Pct
Denver	12	4	0	.750
Kansas City	9	7	0	.563
San Diego	9	7	0	.563
Oakland	3	13	0	.188

### NATIONAL FOOTBALL CONFERENCE STANDINGS

NFC EAST	W	L	T	Pct
Dallas	12	4	0	.750
Philadelphia	10	6	0	.625
New York Giants	6	10	0	.375
Washington	4	12	0	.250
NFC NORTH	W	L	T	Pct
Green Bay	12	4	0	.750
* Detroit	11	5	0	.688
Minnesota	7	9	0	.438
Chicago	5	11	0	.313
NFC SOUTH	W	L	T	Pct
Carolina	7	8	1	.469
New Orleans	7	9	0	.438
Atlanta	6	10	0	.375
Tampa Bay	2	14	0	.125
NFC WEST	W	L	T	Pct
Seattle	12	4	0	.750
* Arizona	11	5	0	.688
San Francisco	8	8	0	.500
St. Louis	6	10	0	.375

\* Wild Card for Playoffs

# 2013 SEASON (7-9 REGULAR SEASON, 0-0 PLAYOFFS) • 2ND PLACE AFC SOUTH

DATE	OPPONENT	SCORE	W/L	ATT
Sep. 8	at Pittsburgh	16-9	W	61,585
Sep. 15	at Houston	24-30*	L	71,718
Sep. 22	SAN DIEGO	20-17	W	69,143
Sep. 29	NEW YORK JETS	38-13	W	69,143
Oct. 6	KANSAS CITY	17-26	L	69,143
Oct. 13	at Seattle	13-20	L	68,127
Oct. 20	SAN FRANCISCO	17-31	L	69,143
Nov. 3	at St. Louis	28-21	W	54,617
Nov. 10	JACKSONVILLE	27-29	L	69,143
Nov. 14	INDIANAPOLIS	27-30	L	69,143
Nov. 24	at Oakland	23-19	W	46,001
Dec. 1	at Indianapolis	14-22	L	65,502
Dec. 8	at Denver	28-51	L	76,554
Dec. 15	ARIZONA	34-37*	L	69,143
Dec. 22	at Jacksonville	20-16	W	60,559
Dec. 29	HOUSTON	16-10	W	69,143

	TITANS	OPP
<b>Total First Downs</b>	<b>311</b>	<b>329</b>
Rushing	103	108
Passing	172	191
Penalty	36	30
3rd Down: Made/Att	94/227	69/201
3rd Down Pct.	41.4	34.3
4th Down: Made/Att	11/17	7/11
4th Down Pct.	64.7	63.6
<b>Possession Avg.</b>	<b>30:00</b>	<b>30:00</b>
<b>Total Net Yards</b>	<b>5390</b>	<b>5407</b>
Avg. Per Game	336.9	337.9
Total Plays	1032	1027
Avg. Per Play	5.2	5.3
<b>Net Yards Rushing</b>	<b>1894</b>	<b>1795</b>
Avg. Per Game	118.4	112.2
Total Rushes	462	446
<b>Net Yards Passing</b>	<b>3496</b>	<b>3612</b>
Avg. Per Game	218.5	225.8
Sacked/Yards Lost	37/214	36/227
Gross Yards	3710	3839
Att./Completions	533/328	545/344
Completion Pct.	63.1	63.1
Had Intercepted	16	13
<b>Punts/Average</b>	<b>79/42.9</b>	<b>76/45.0</b>
Net Punting Avg.	79/39.7	76/40.0
<b>Penalties/Yards</b>	<b>101/900</b>	<b>95/779</b>
<b>Fumbles/Ball Lost</b>	<b>27/9</b>	<b>24/12</b>
<b>Touchdowns</b>	<b>41</b>	<b>40</b>
Rushing	16	21
Passing	22	15
Returns	3	4

BY PERIODS	1	2	3	4	OT	PTS
<b>Team</b>	<b>71</b>	<b>77</b>	<b>65</b>	<b>149</b>	<b>0</b>	<b>362</b>
<b>Opponents</b>	<b>76</b>	<b>83</b>	<b>88</b>	<b>125</b>	<b>9</b>	<b>381</b>

SCORING	TD	RU	PA	RT	PAT	FG	S	TP
Bironas	0	0	0	0	41/41	25/29	0	116
C. Johnson	10	6	4	0	0	0	0	60
Walker	6	0	6	0	0	0	0	36
Greene	4	4	0	0	0	0	0	24
Hunter	4	0	4	0	0	0	0	24
Fitzpatrick	3	3	0	0	0	0	0	18
N. Washington	3	0	3	0	0	0	0	18
Locker	2	2	0	0	0	0	0	12
Preston	2	0	2	0	0	0	0	12
Wright	2	0	2	0	0	0	0	12
Battle	1	1	0	0	0	0	0	6
Klug	1	0	0	1b	0	0	0	6
McCourty	1	0	0	1c	0	0	0	6
Thompson	1	0	1	0	0	0	0	6
Verner	1	0	0	1a	0	0	0	6
<b>Team</b>	<b>41</b>	<b>16</b>	<b>22</b>	<b>3</b>	<b>41/41</b>	<b>25/29</b>	<b>0</b>	<b>362</b>
<b>Opponents</b>	<b>40</b>	<b>21</b>	<b>15</b>	<b>4</b>	<b>37/38</b>	<b>32/39</b>	<b>3</b>	<b>381</b>

**2-Pt Conversions:** TM 0-0, OPP 1-1

**FUM/Lost:** Fitzpatrick 9/2, C. Johnson 3/2, Locker 3/1, Kern 2/0, Williams 2/1, Wright 2/0, Wylie(TM) 2/1, Bailey 1/1, Reynaud(TM) 1/1, Walker 1/0, L. Washington(LG) 1/0, L. Washington(TM) 1/0

RUSHING	No	Yds	Avg	Lg	TD
C. Johnson	279	1077	3.9	30t	6
Greene	77	295	3.8	29	4
Fitzpatrick	43	225	5.2	26	3
Locker	24	155	6.5	39	2
Battle	36	142	3.9	37	1
Kern	2	0	0.0	0	0

PASSING	Att	Cmp	Pct	Yards	Yds/Att	TD	Int	Lg	Sk/Yds	Rating
Fitzpatrick	350	217	62.0	2454	7.01	14	12	77t	21/109	82.0
Locker	183	111	60.7	1256	6.86	8	4	66t	16/105	86.7
<b>Team</b>	<b>533</b>	<b>328</b>	<b>61.5</b>	<b>3710</b>	<b>6.96</b>	<b>22</b>	<b>16</b>	<b>77t</b>	<b>37/214</b>	<b>83.6</b>
<b>Opponents</b>	<b>545</b>	<b>344</b>	<b>63.1</b>	<b>3839</b>	<b>7.04</b>	<b>15</b>	<b>13</b>	<b>55</b>	<b>36/227</b>	<b>83.3</b>

Reynaud	1	0	0.0	0	0
<b>Team</b>	<b>462</b>	<b>1894</b>	<b>4.1</b>	<b>39</b>	<b>16</b>
<b>Opponents</b>	<b>446</b>	<b>1795</b>	<b>4.0</b>	<b>60</b>	<b>21</b>

RECEIVING	No	Yds	Avg	Lg	TD
Wright	94	1079	11.5	45	2
Walker	60	571	9.5	33	6
N. Washington	58	919	15.8	77t	3
C. Johnson	42	345	8.2	66t	4
Hunter	18	354	19.7	57	4
Williams	15	178	11.9	32	0
Britt	11	96	8.7	15	0
Greene	6	39	6.5	28	0
Mooney	6	32	5.3	22	0
Preston	5	37	7.4	10t	2
Battle	4	36	9.0	24	0
Thompson	3	13	4.3	9t	1
Stevens	2	5	2.5	6	0
Shiancoe	2	2	1.0	3	0
Reynaud	1	4	4.0	4	0
Fitzpatrick	1	0	0.0	0	0
<b>Team</b>	<b>328</b>	<b>3710</b>	<b>11.3</b>	<b>77t</b>	<b>22</b>
<b>Opponents</b>	<b>344</b>	<b>3839</b>	<b>11.2</b>	<b>55</b>	<b>15</b>

INTERCEPTIONS	No	Yds	Avg	Lg	TD
Verner	5	68	13.6	34	1
Pollard	3	36	12.0	32	0
Ayers	1	5	5.0	5	0
Brown	1	3	3.0	3	0
McCarthy	1	1	1.0	1	0
Griffin	1	0	0.0	0	0
G. Wilson	1	0	0.0	0	0
<b>Team</b>	<b>13</b>	<b>113</b>	<b>8.7</b>	<b>34</b>	<b>1</b>
<b>Opponents</b>	<b>16</b>	<b>132</b>	<b>8.3</b>	<b>35</b>	<b>1</b>

PUNTING	No	Yds	Avg	Net	TB	In	Lg	B
Kern	78	3386	43.4	39.7	2	32	63	1
<b>Team</b>	<b>79</b>	<b>3386</b>	<b>42.9</b>	<b>39.7</b>	<b>2</b>	<b>32</b>	<b>63</b>	<b>1</b>
<b>Opponents</b>	<b>76</b>	<b>3422</b>	<b>45.0</b>	<b>40.0</b>	<b>7</b>	<b>28</b>	<b>61</b>	<b>0</b>

PUNT RETURNS	No	FC	Yds	Avg	Lg	TD
Reynaud	18	8	135	7.5	35	0
L. Washington	6	9	78	13.0	33	0
Williams	4	3	12	3.0	8	0
Wylie	2	0	4	2.0	4	0
Verner	1	0	11	11.0	11	0
<b>Team</b>	<b>31</b>	<b>20</b>	<b>240</b>	<b>7.7</b>	<b>35</b>	<b>0</b>
<b>Opponents</b>	<b>35</b>	<b>25</b>	<b>210</b>	<b>6.0</b>	<b>24</b>	<b>0</b>

KICKOFF RETURNS	No	Yds	Avg	Lg	TD
L. Washington LG	17	500	29.4	95	0
L. Washington TM	16	481	30.1	95	0
Reynaud	15	355	23.7	40	0
Williams	5	123	24.6	37	0
Wylie	5	94	18.8	23	0
Bailey	1	0	0.0	0	0
Battle	1	26	26.0	26	0
Verner	1	17	17.0	17	0
<b>Team</b>	<b>44</b>	<b>1096</b>	<b>24.9</b>	<b>95</b>	<b>0</b>
<b>Opponents</b>	<b>45</b>	<b>1099</b>	<b>24.4</b>	<b>46</b>	<b>0</b>

FIELD GOALS	1-19	20-29	30-39	40-49	50+
Bironas	0/0	10/10	8/9	5/7	2/3
<b>Team</b>	<b>0/0</b>	<b>10/10</b>	<b>8/9</b>	<b>5/7</b>	<b>2/3</b>
<b>Opponents</b>	<b>2/2</b>	<b>6/6</b>	<b>6/8</b>	<b>15/18</b>	<b>3/5</b>

**Bironas/Titans:** (26G,44G,27G) (48N,47G) (20G,43N,37G) (26G) (22G,32N) (38G,25G) (31G) ( ) (39G,37G) (25G,38G) (33G,22G,23G) ( ) ( ) (45G,50N,24G) (45G,52G) (42G,55G,37G) (OPP: ) (50N,50N,46N) (44G,38B) (45G,47G) (29G,24G, 33G,48G) (31G,29G) (44G) (44N) (32G,44G) (48G,30G, 50G) (52G,48G,24G,32N,48N,42G) (47G,48G,45G,37G, 49G) (25G,64G,19G) (25G,47G,41G) (36G) (19G)

**SACKS**  
Casey 10.5, Morgan 6, Brown 4, Pitoitua 4, A. Johnson 3, Wimbley 3, Klug 2, Ayers 1, Fokou 1, Mi. Martin 1, Pollard 0.5  
**Titans 36, Opponents 37**

**TACKLES (Solo-Assists-Total)**  
Pollard (93-49-142), Brown (80-37-117), Griffin (71-35-106), Fokou (67-31-98), Pitoitua (42-49-91), Casey (49-41-90), McCourty (68-9-77), Verner (61-12-73), Ayers (44-12-56), Morgan (31-23-54), McCarthy (35-16-51), Hill (26-14-40), Sensabaugh (29-8-37), A. Johnson (19-16-35), Wilson (25-8-33), Klug (14-12-26), Wimbley (12-12-24), Martin (9-13-22), Edwards (6-4-10), Wreh-Wilson (6-3-9), Gooden (4-3-7), Campbell (3-1-4), Stafford (1-0-1)  
**Team Totals: 795-408-1,203**

### USUAL STARTING LINEUP

**OFFENSE**  
WR Nate Washington (85)  
TE Craig Stevens (88)  
LT Michael Roos (71)  
LG Andy Levitre (67)  
C Brian Schwenke (62)  
RG Chance Warmack (70)  
RT David Stewart (76)  
TE Delanie Walker (82)  
WR Kendall Wright (13)  
QB Jake Locker (10)/Ryan Fitzpatrick (4)  
RB Chris Johnson (28)

**DEFENSE**  
LE Derrick Morgan (91)  
DT Sammie Hill (94)  
DT Jurrell Casey (99)  
RE Ropati Pitoitua (92)  
SLB Akeem Ayers (56)  
MLB Moise Fokou (53)  
WLB Zach Brown (55)  
LCB Jason McCourty (30)  
RCB Alterraun Verner (20)  
SS Bernard Pollard (31)  
FS Michael Griffin (33)

### SPECIALISTS

K Rob Bironas (2)  
P Brett Kern (6)  
KR/PR Leon Washington (26)

**Pro Bowl** All-Pro

**GM:** Ruston Webster; **Head Coach:** Mike Munchak  
**Asst. Coaches:** Jerry Gray (def. coord.), Dowell Loggains (off. coord.), Steve Watterson (asst. head coach/strength & cond.), Gregg Williams (senior asst./defense), Steve Brown (asst. secondary), Sylvester Croom (RB), Jonathan Gannon (def. asst./qual. ctl.), George Henshaw (TE), Steve Hoffman (ST asst.), Shawn Jefferson (WR), Nate Kaczor (ST), Bruce Matthews (OL), Brett Maxie (secondary), Keith Millard (def. asst./pass rush specialist), Chet Parlavocchio (LB), Dave Ragone (QB), Tracy Rucker (DL), Arthur Smith (OL/TE asst.)

### AMERICAN FOOTBALL CONFERENCE STANDINGS

AFC EAST	W	L	T	Pct
New England	12	4	0	.750
New York Jets	8	8	0	.500
Miami	8	8	0	.500
Buffalo	6	10	0	.375
AFC NORTH	W	L	T	Pct
Cincinnati	11	5	0	.688
Pittsburgh	8	8	0	.500
Baltimore	8	8	0	.500
Cleveland	4	12	0	.250
AFC SOUTH	W	L	T	Pct
Indianapolis	11	5	0	.688
<b>Tennessee</b>	<b>7</b>	<b>9</b>	<b>0</b>	<b>.438</b>
Jacksonville	4	12	0	.250
Houston	2	14	0	.125
AFC WEST	W	L	T	Pct
Denver	13	3	0	.813
* Kansas City	11	5	0	.688
* San Diego	9	7	0	.563
Oakland	4	12	0	.250

### NATIONAL FOOTBALL CONFERENCE STANDINGS

NFC EAST	W	L	T	Pct
Philadelphia	10	6	0	.625
Dallas	8	8	0	.500
New York Giants	7	9	0	.438
Washington	3	13	0	.188
NFC NORTH	W	L	T	Pct
Green Bay	8	7	1	.531
Chicago	8	8	0	.500
Detroit	7	9	0	.438
Minnesota	5	10	1	.344
NFC SOUTH	W	L	T	Pct
Carolina	12	4	0	.750
* New Orleans	11	5	0	.688
Atlanta	4	12	0	.250
Tampa Bay	4	12	0	.250
NFC WEST	W	L	T	Pct
Seattle	13	3	0	.813
* San Francisco	12	4	0	.750
Arizona	10	6	0	.625
St. Louis Rams	7	9	0	.438

\* Wild Card for Playoffs





# 2012 SEASON (6-10 REGULAR SEASON, 0-0 PLAYOFFS) • 3RD PLACE AFC SOUTH

DATE	OPPONENT	SCORE	W/L	ATT
Sep. 9	NEW ENGLAND	13-34	L	69,143
Sep. 16	at San Diego	10-38	L	60,804
Sep. 23	DETROIT	44-41*	W	69,143
Sep. 30	at Houston	14-38	L	71,581
Oct. 7	at Minnesota	7-30	L	57,652
Oct. 11	PITTSBURGH	26-23	W	69,143
Oct. 21	at Buffalo	35-34	W	68,836
Oct. 28	INDIANAPOLIS	13-19*	L	69,143
Nov. 4	CHICAGO	20-51	L	69,143
Nov. 11	at Miami	37-3	W	60,165
Nov. 18	BYE			
Nov. 25	at Jacksonville	19-24	L	63,323
Dec. 2	HOUSTON	10-24	L	69,143
Dec. 9	at Indianapolis	23-27	L	64,688
Dec. 17	NEW YORK JETS	14-10	W	69,143
Dec. 23	at Green Bay	7-55	L	70,508
Dec. 30	JACKSONVILLE	38-20	W	69,143

	TITANS	OPP
<b>Total First Downs</b>	<b>260</b>	<b>358</b>
Rushing	70	122
Passing	166	210
Penalty	24	26
3rd Down: Made/Att	83/217	85/214
3rd Down Pct.	38.2	39.7
4th Down: Made/Att	5/15	6/14
4th Down Pct.	33.3	42.9
<b>Possession Avg.</b>	<b>27:18</b>	<b>32:42</b>
<b>Total Net Yards</b>	<b>5,010</b>	<b>5,999</b>
Avg. Per Game	313.1	374.9
Total Plays	957	1,086
Avg. Per Play	5.2	5.5
Net Yards Rushing	1,687	2,035
Avg. Per Game	105.4	127.2
Total Rushes	378	483
Net Yards Passing	3,323	3,964
Avg. Per Game	207.7	247.8
Sacked/Yards Lost	39/254	39/241
Gross Yards	3,577	4,205
Att./Completions	540/318	564/374
Completion Pct.	58.9	66.3
Had Intercepted	16	19
<b>Punts/Average</b>	<b>83/46.4</b>	<b>70/44.1</b>
Net Punting Avg.	83/40.4	70/36.1
<b>Penalties/Yards</b>	<b>106/847</b>	<b>86/717</b>
<b>Fumbles/Ball Lost</b>	<b>21/12</b>	<b>15/5</b>
<b>Touchdowns</b>	<b>36</b>	<b>55</b>
Rushing	10	16
Passing	17	31
Returns	9	8

BY PERIODS	1	2	3	4	OT	PTS
<b>Team</b>	<b>72</b>	<b>94</b>	<b>66</b>	<b>95</b>	<b>3</b>	<b>330</b>
<b>Opponents</b>	<b>155</b>	<b>58</b>	<b>116</b>	<b>136</b>	<b>6</b>	<b>471</b>

SCORING	TD	RU	PA	RT	PAT	FG	S	TP
Bironas	0	0	0	0	35/35	25/31	0	110
C. Johnson	6	6	0	0			0	36
Britt	4	0	4	0			0	26
Cook	4	0	4	0			0	24
Washington	4	0	4	0			0	24
Wright	4	0	4	0			0	24
Harper	3	3	0	0			0	18
Reynaud	3	0	0	3b			0	18
Brown	2	0	0	2f			0	12
Campbell	1	0	0	1a			0	6
Locker	1	1	0	0			0	6
McCarthy	1	0	0	1d			0	6
Stevens	1	0	1	0			0	6
Verner	1	0	0	1c			0	6
Witherspoon	1	0	0	1e			0	6
Team Defense	0	0	0	0			1	2
<b>Team</b>	<b>36</b>	<b>10</b>	<b>17</b>	<b>9</b>	<b>35/35</b>	<b>25/31</b>	<b>1</b>	<b>330</b>
<b>Opponents</b>	<b>55</b>	<b>16</b>	<b>31</b>	<b>8</b>	<b>52/52</b>	<b>29/31</b>	<b>0</b>	<b>471</b>

2-Pt Conversions: Britt, TM 1-1, OPP 1-2

FUM/Lost: C. Johnson 5/4, Locker 4/4, Hasselbeck 3/1, Britt 2/1, Stevens 2/0, Brown 1/0, Cook 1/1, Reynaud 1/0, Washington 1/0, Wright 1/1

RUSHING	No	Yds	Avg	Lg	TD
C. Johnson	276	1,243	4.5	94t	6
Locker	41	291	7.1	32	1
Hasselbeck	13	38	2.9	16	0
Reynaud	16	33	2.1	11	0
Harper	19	30	1.6	13	3
Mooney	5	19	3.8	8	0

PASSING	Att	Cmp	Pct	Yards	Yds/Att	TD	Int	Lg	Sk/Yds	Rating
Locker	314	177	2,176	56.4	6.93	10	11	71t	25/151	74.0
Hasselbeck	221	138	1,367	62.4	6.19	7	5	37	14/103	81.0
Smith	5	3	34	60.0	6.80	0	0	17	0/0	80.4
<b>Team</b>	<b>540</b>	<b>318</b>	<b>3,577</b>	<b>58.9</b>	<b>6.62</b>	<b>17</b>	<b>16</b>	<b>71t</b>	<b>39/254</b>	<b>76.9</b>
<b>Opponents</b>	<b>564</b>	<b>374</b>	<b>4,205</b>	<b>66.3</b>	<b>7.46</b>	<b>31</b>	<b>19</b>	<b>82t</b>	<b>39/241</b>	<b>92.7</b>

Ringer	2	14	7.0	9	0
Babineaux	1	10	10.0	10	0
Q. Johnson	4	5	1.3	3	0
Wright	1	4	4.0	4	0
<b>Team</b>	<b>378</b>	<b>1,687</b>	<b>4.5</b>	<b>94t</b>	<b>10</b>
<b>Opponents</b>	<b>483</b>	<b>2,035</b>	<b>4.2</b>	<b>46</b>	<b>16</b>

RECEIVING	No	Yds	Avg	Lg	TD
Wright	64	626	9.8	38	4
Washington	46	746	16.2	71t	4
Britt	45	589	13.1	46	4
Cook	44	523	11.9	61t	4
C. Johnson	36	232	6.4	22	0
Williams	30	324	10.8	27	0
Stevens	23	275	12.0	46	1
Thompson	6	46	7.7	12	0
Hawkins	5	62	12.4	42	0
Preston	5	59	11.8	21	0
Q. Johnson	5	40	8.0	17	0
Reynaud	5	35	7.0	9	0
Ringer	3	12	4.0	6	0
Harper	1	8	8.0	8	0
<b>Team</b>	<b>318</b>	<b>3,577</b>	<b>11.2</b>	<b>71t</b>	<b>17</b>
<b>Opponents</b>	<b>374</b>	<b>4,205</b>	<b>11.2</b>	<b>82t</b>	<b>31</b>

INTERCEPTIONS	No	Yds	Avg	Lg	TD
Griffin	4	59	14.8	33	0
McCourty	4	29	7.3	28	0
Brown	3	156	52.0	79t	2
Verner	2	11	5.5	11	0
McCarthy	1	49	49.0	49t	1
Witherspoon	1	40	40.0	40t	1
Babineaux	1	10	10.0	10	0
Ayers	1	2	2.0	2	0
R. Johnson	1	2	2.0	2	0
Afalava	1	0	0.0	0	0
<b>Team</b>	<b>19</b>	<b>358</b>	<b>18.8</b>	<b>79t</b>	<b>4</b>
<b>Opponents</b>	<b>16</b>	<b>260</b>	<b>16.3</b>	<b>63t</b>	<b>4</b>

PUNTING	No	Yds	Avg	Net	TB	In	Lg	B
Kern	81	3,855	47.6	40.4	5	30	71	2
<b>Team</b>	<b>83</b>	<b>3,855</b>	<b>46.4</b>	<b>40.4</b>	<b>5</b>	<b>30</b>	<b>71</b>	<b>2</b>
<b>Opponents</b>	<b>70</b>	<b>3,084</b>	<b>44.1</b>	<b>36.1</b>	<b>4</b>	<b>29</b>	<b>67</b>	<b>1</b>

PUNT RETURNS	No	FC	Yds	Avg	Lg	TD
Reynaud	31	17	410	13.2	81t	2
Campbell	0	0	65	---	65t	1
<b>Team</b>	<b>31</b>	<b>17</b>	<b>475</b>	<b>15.3</b>	<b>81t</b>	<b>3</b>
<b>Opponents</b>	<b>39</b>	<b>15</b>	<b>405</b>	<b>10.4</b>	<b>58</b>	<b>0</b>

KICKOFF RETURNS	No	Yds	Avg	Lg	TD
Reynaud	53	1,240	23.4	105t	1
Hawkins	7	205	29.3	71	0
McCourty	1	14	14.0	14	0
Stevens	1	18	18.0	18	0
Witherspoon	1	6	6.0	6	0
Williams	0	6	---	6	0
<b>Team</b>	<b>63</b>	<b>1,489</b>	<b>23.6</b>	<b>105t</b>	<b>1</b>
<b>Opponents</b>	<b>33</b>	<b>860</b>	<b>26.1</b>	<b>89t</b>	<b>1</b>

FIELD GOALS	1-19	20-29	30-39	40-49	50+
Bironas	0/0	6/6	13/13	5/10	1/2
<b>Team</b>	<b>0/0</b>	<b>6/6</b>	<b>13/13</b>	<b>5/10</b>	<b>1/2</b>
<b>Opponents</b>	<b>0/0</b>	<b>11/11</b>	<b>5/6</b>	<b>9/9</b>	<b>4/5</b>

Bironas/Titans: (28G,24G) (23G) (31G,38G,41N,48N,26G) ()  
 () (22G,38G,47G,40G) ()(39G,45N,30G) (39G) (37G,38G, 53G)  
 (38G,42N,40G,39G,33G) (37G)  
 (57N,40G,31G,25G) (46B) () (48G)  
 OPP: (25G,31G) (26G) (47G,53G,33G,26G) (33G) (42G,  
 36G,26G) (29G,28G,52G,54N) (31G,42G) (20G,37G,44G)  
 (40G,25G,22G) (40G) (41G) (50G) (53G,40G) (22G) (26G,48G)  
 ()

SACKS
Morgan 6.5, Ayers 6, Wimbley 6, Brown 5.5, Klug 3.5, Casey 3, M.L. Martin 3, Wynn 2, Marks 1.5, Griffin 1, Witherspoon 1
<b>Titans 39, Opponents 39</b>

TACKLES (Solo-Assists-Total)
Ayers (79-31-110), Griffin (72-31-103), McCourty (79-14-93), Brown (70-23-93), Babineaux (66-26-92), Casey (38-42-80), Verner (66-12-78), Morgan (35-31-66), Marks (31-32-63), Witherspoon (32-16-48), McCarthy (32-13-45), Mouton (33-9-42), Mike Martin (23-17-40), Shaw (30-8-38), Wimbley (18-20-38), Sensabaugh (23-4-17), Afalava (13-10-23), Robert Johnson (10-3-13), Diles (8-5-12), Klug (8-4-12), Wynn (6-6-12), Solomon (3-6-9), Campbell (6-0-6), Dawson (3-2-5), DaJohn Harris (1-4-5), Egboh (2-0-2)
<b>Team Totals: 787-369-1,156</b>

### USUAL STARTING LINEUP

#### OFFENSE

WR	Nate Washington (85)
TE	Jared Cook (89)
LT	Michael Roos (71)
LG	Steve Hutchinson (73)
C	Fernando Velasco (61)
RG	Leroy Harris (64)/Deuce Lutui (72)
RT	David Stewart (76)
TE	Craig Stevens (88)
WR	Kenny Britt (18)
QB	Jake Locker (10)
RB	Chris Johnson (28)

#### DEFENSE

LE	Derrick Morgan (91)
DT	Sen'Derrick Marks (94)
DT	Jurrell Casey (99)
RE	Kameron Wimbley (95)
LLB	Akeem Ayers (56)
MLB	Colin McCarthy (52)/Will Witherspoon (92)
RLB	Zach Brown (55)
LCB	Jason McCourty (30)
RCB	Alterraun Verner (20)
SS	Jordan Babineaux (26)
FS	Michael Griffin (33)

#### SPECIALISTS

K	Rob Bironas (2)
P	Brett Kern (6)
KR/PR	Darius Reynaud (25)

#### Pro Bowl All-Pro

**GM:** Ruston Webster; **Head Coach:** Mike Munchak  
**Asst. Coaches:** Jerry Gray (def. coord.), Chris Palmer/Dowell Loggains\* (off. coord.), Steve Watterson (asst. head coach/strength & cond.), Steve Brown (asst. secondary), Frank Bush (LB), Jonathan Gannon (def. asst./qual. ctl.), Nate Kaczor (asst. off. line), Alan Lowry (ST), Bruce Matthews (OL), Brett Maxie (secondary), Keith Millard (def. asst./pass rush specialist), Chet Parlavacchio (ST asst.), Dave Ragone (WR), Tracy Rucker (DL), Jim Skipper (RB), Arthur Smith (off. asst./qual. ctl.), John Zernhelt (TE)

\* Palmer was offensive coordinator for first 11 games; Loggains was quarterbacks coach/passing game for first 11 games and offensive coordinator for final five games.

### AMERICAN FOOTBALL CONFERENCE STANDINGS

AFC EAST	W	L	T	Pct
New England	12	4	0	.750
Miami	7	9	0	.438
New York Jets	6	10	0	.375
Buffalo	6	10	0	.375

AFC NORTH	W	L	T	Pct
Baltimore	10	6	0	.625
* Cincinnati	10	6	0	.625
Pittsburgh	8	8	0	.500
C				

# 2011 SEASON (9-7 REGULAR SEASON, 0-0 PLAYOFFS) • 2ND PLACE AFC SOUTH

DATE	OPPONENT	SCORE	W/L	ATT
Sep. 11	at Jacksonville	14-16	L	61,619
Sep. 18	BALTIMORE	26-13	W	69,143
Sep. 25	DENVER	17-14	W	69,143
Oct. 2	at Cleveland	31-13	W	66,240
Oct. 9	at Pittsburgh	17-38	L	63,875
Oct. 16	BYE			
Oct. 23	HOUSTON	7-41	L	69,143
Oct. 30	INDIANAPOLIS	27-10	W	69,143
Nov. 6	CINCINNATI	17-24	L	69,143
Nov. 13	at Carolina	30-3	W	72,409
Nov. 20	at Atlanta	17-23	L	68,164
Nov. 27	TAMPA BAY	23-17	W	69,143
Dec. 4	at Buffalo	23-17	W	56,463
Dec. 11	NEW ORLEANS	17-22	L	69,143
Dec. 18	at Indianapolis	13-27	L	64,271
Dec. 24	JACKSONVILLE	23-17	W	69,143
Jan. 1	at Houston	23-22	W	71,512

	TITANS	OPP
<b>Total First Downs</b>	<b>281</b>	<b>324</b>
Rushing	71	111
Passing	185	187
Penalty	25	26
<b>3rd Down: Made/Att</b>	<b>80/218</b>	<b>96/236</b>
<b>3rd Down Pct.</b>	<b>36.7</b>	<b>40.7</b>
<b>4th Down: Made/Att</b>	<b>10/14</b>	<b>8/20</b>
<b>4th Down Pct.</b>	<b>71.4</b>	<b>40.0</b>
<b>Possession Avg.</b>	<b>27:52</b>	<b>32:08</b>
<b>Total Net Yards</b>	<b>5361</b>	<b>5682</b>
Avg. Per Game	335.1	355.1
Total Plays	984	1080
Avg. Per Play	5.4	5.3
<b>Net Yards Rushing</b>	<b>1438</b>	<b>2053</b>
Avg. Per Game	89.9	128.3
Total Rushes	376	461
<b>Net Yards Passing</b>	<b>3923</b>	<b>3629</b>
Avg. Per Game	245.2	226.8
Sacked/Yards Lost	24/190	28/180
Gross Yards	4113	3809
Att./Completions	584/353	591/369
Completion Pct.	60.4	62.4
Had Intercepted	14	11
<b>Punts/Average</b>	<b>86/43.6</b>	<b>83/43.7</b>
<b>Net Punting Avg.</b>	<b>86/39.4</b>	<b>83/36.4</b>
<b>Penalties/Yards</b>	<b>104/960</b>	<b>99/812</b>
<b>Fumbles/Ball Lost</b>	<b>17/8</b>	<b>20/12</b>
<b>Touchdowns</b>	<b>34</b>	<b>34</b>
Rushing	8	10
Passing	22	21
Returns	4	3

BY PERIODS	1	2	3	4	OT	PTS
Team	57	110	67	91	0	325
Opponents	64	79	74	100	0	317

SCORING	TD	RU	PA	RT	PAT	FG	S	TP
Bironas	0	0	0	0	34/34	29/32	0	121
Washington	8	1	7	0	0	0	0	48
Williams	5	0	5	0	0	0	0	30
C. Johnson	4	4	0	0	0	0	0	24
Britt	3	0	3	0	0	0	0	18
Cook	3	0	3	0	0	0	0	18
Avery	1	0	1	0	0	0	0	6
Babineaux	1	0	0	1a	0	0	0	6
Campbell	1	0	0	1d	0	0	0	6
D. Graham	1	0	1	0	0	0	0	6
Harper	1	1	0	0	0	0	0	6
L. Hawkins	1	0	1	0	0	0	0	6
Locker	1	1	0	0	0	0	0	6
Mariani	1	0	0	1c	0	0	0	6
McCourty	1	0	0	1b	0	0	0	6
Ringer	1	1	0	0	0	0	0	6
Stevens	1	0	1	0	0	0	0	6
<b>Team</b>	<b>34</b>	<b>8</b>	<b>22</b>	<b>4</b>	<b>34/34</b>	<b>29/32</b>	<b>0</b>	<b>325</b>
<b>Opponents</b>	<b>34</b>	<b>10</b>	<b>21</b>	<b>3</b>	<b>32/32</b>	<b>27/28</b>	<b>0</b>	<b>317</b>

2-Pt Conversions: Titans 0-0, Opponents 0-2

FUM/Lost: Hasselbeck 4/1, C. Johnson 3/1, Cook 2/2, Amato 1/0, Britt 1/1, Campbell 1/0, Hall 1/1, Harper 1/1, L. Hawkins 1/0, Mariani 1/0, Ringer 1/1

RUSHING	No	Yds	Avg	Lg	TD
C. Johnson	262	1047	4.0	48t	4
Ringer	59	185	3.1	25	1
Locker	8	56	7.0	17	1
Hasselbeck	20	52	2.6	21	0
Harper	17	44	2.6	12	1

PASSING	Att	Cmp	Pct	Yards	Yds/Att	TD	Int	Lg	Sk/Yds	Rating
Hasselbeck	518	319	61.6	3571	6.89	18	14	80t	19/153	82.4
Locker	66	34	51.5	542	8.21	4	0	54	5/37	99.4
<b>Team</b>	<b>584</b>	<b>353</b>	<b>60.4</b>	<b>4113</b>	<b>7.04</b>	<b>22</b>	<b>14</b>	<b>80t</b>	<b>24/190</b>	<b>84.4</b>
<b>Opponents</b>	<b>591</b>	<b>369</b>	<b>62.4</b>	<b>3809</b>	<b>6.45</b>	<b>21</b>	<b>11</b>	<b>78t</b>	<b>28/180</b>	<b>85.1</b>

Hall	6	24	4.0	12	0
Kern	1	21	21.0	21	0
Washington	2	5	2.5	3t	1
Mariani	1	4	4.0	4	0
<b>Team</b>	<b>376</b>	<b>1438</b>	<b>3.8</b>	<b>48t</b>	<b>8</b>
<b>Opponents</b>	<b>461</b>	<b>2053</b>	<b>4.5</b>	<b>80t</b>	<b>10</b>

RECEIVING	No	Yds	Avg	Lg	TD
Washington	74	1023	13.8	57	7
C. Johnson	57	418	7.3	34	0
Cook	49	759	15.5	80t	3
L. Hawkins	47	470	10.0	32	1
Williams	45	592	13.2	54	5
Ringer	28	187	6.7	18	0
Britt	17	289	17.0	80t	3
Stevens	9	166	18.4	58	1
Hall	9	46	5.1	10	0
Mariani	5	24	4.8	6	0
Harper	4	32	8.0	21	0
Avery	3	45	15.0	23	1
Q. Johnson	3	30	10.0	13	0
D. Graham	2	25	12.5	21	1
Amano	1	7	7.0	7	0
<b>Team</b>	<b>353</b>	<b>4113</b>	<b>11.7</b>	<b>80t</b>	<b>22</b>
<b>Opponents</b>	<b>369</b>	<b>3809</b>	<b>10.3</b>	<b>78t</b>	<b>21</b>

INTERCEPTIONS	No	Yds	Avg	Lg	TD
McCourty	2	52	26.0	30	0
Griffin	2	0	0.0	0	0
Babineaux	1	97	97.0	97t	1
Finnegan	1	8	8.0	8	0
Hope	1	7	7.0	7	0
Witherspoon	1	7	7.0	7	0
Ruud	1	4	4.0	4	0
Verner	1	4	4.0	4	0
McCarthy	1	0	0.0	0	0
<b>Team</b>	<b>11</b>	<b>179</b>	<b>16.3</b>	<b>97t</b>	<b>1</b>
<b>Opponents</b>	<b>14</b>	<b>167</b>	<b>11.9</b>	<b>38t</b>	<b>3</b>

PUNTING	No	Yds	Avg	Net	TB	In	Lg	B
Kern	86	3747	43.6	39.4	7	31	64	0
<b>Team</b>	<b>86</b>	<b>3747</b>	<b>43.6</b>	<b>39.4</b>	<b>7</b>	<b>31</b>	<b>64</b>	<b>0</b>
<b>Opponents</b>	<b>83</b>	<b>3628</b>	<b>43.7</b>	<b>36.4</b>	<b>6</b>	<b>22</b>	<b>65</b>	<b>2</b>

PUNT RETURNS	No	FC	Yds	Avg	Lg	TD
Mariani	46	18	490	10.7	79t	1
Campbell	1	0	0	0.0	0	0
<b>Team</b>	<b>47</b>	<b>18</b>	<b>490</b>	<b>10.4</b>	<b>79t</b>	<b>1</b>
<b>Opponents</b>	<b>36</b>	<b>23</b>	<b>221</b>	<b>6.1</b>	<b>30</b>	<b>0</b>

KICKOFF RETURNS	No	Yds	Avg	Lg	TD
Mariani	32	748	23.4	49	0
Campbell	0	84	---	84t	1
<b>Team</b>	<b>32</b>	<b>832</b>	<b>26.0</b>	<b>100t</b>	<b>1</b>
<b>Opponents</b>	<b>30</b>	<b>680</b>	<b>22.7</b>	<b>77</b>	<b>0</b>

FIELD GOALS	1-19	20-29	30-39	40-49	50+
Bironas	0/0	5/5	9/10	9/10	6/7
<b>Team</b>	<b>0/0</b>	<b>5/5</b>	<b>9/10</b>	<b>9/10</b>	<b>6/7</b>
<b>Opponents</b>	<b>2/2</b>	<b>11/11</b>	<b>5/5</b>	<b>7/7</b>	<b>2/3</b>

**Bironas/Titans:** (66N) (34N,25G,43G,39G,33G) (46G) (39G) (29G) (1) (51G,50G) (43G) (38G,36G,49G) (46G) (42N,31G,52G,38G) (48G,27G,44G) (43G) (53G,21G) (51G,51G,35G) (21G,43G,33G)  
**OPP:** (48G,21G,45G) (41G,29G) (1) (48G,51G) (19G) (32G,29G) (22G) (36G) (50N,29G) (19G,33G,24G) (43G) (27G) (25G,29G,22G) (47G,40G) (39G) (52G,37G,22G)

**SACKS**  
 Klug 7, Ball 4, Jones 3, Casey 2.5, Morgan 2.5, Ayers 2, Witherspoon 2, Hayes 1.5, Finnegan 1, McCourty 1, S. Smith 1, Marks 0.5  
 Titans 28, Opponents 24

**TACKLES (Solo-Assists-Total)**  
 Babineaux (81-36-117), McCourty (85-22-107), Griffin (70-26-96), Finnegan (71-24-95), Ayers (66-22-88), McCarthy (61-15-76), Casey (41-33-74), Ruud (51-17-68), Witherspoon (51-11-62), Ball (29-26-55), Verner (29-21-50), Jones (24-24-48), Morgan (23-24-47), S. Smith (20-24-44), Marks (18-26-44), Hope (25-8-33), Klug (18-14-32), Hayes (14-15-29), Sheppard (7-9-16), McRath (11-3-14), Hawkins (9-2-11), A. Smith (4-0-4), Clayton (1-2-3), Shaw (2-0-2), Amato (0-0-0), Bailey (0-0-0), Campbell (0-0-0)  
 Team Totals: 404-811-1,215

## USUAL STARTING LINEUP

### OFFENSE

WR	Nate Washington (85)
LT	Michael Roos (71)
LG	Leroy Harris (64)
C	Eugene Amano (54)
RG	Jake Scott (73)
RT	David Stewart (76)
TE	Craig Stevens (88)
WR	Damian Williams (17)
FB	Ahmad Hall (45)
QB	Matt Hasselbeck (8)
RB	Chris Johnson (28)

### DEFENSE

LE	Derrick Morgan (90)/Dave Ball (98)
LT	Jurrell Casey (99)
RT	Sen'Derrick Marks (94)
RE	Jason Jones (91)
LLB	Akeem Ayers (56)
MLB	Colin McCarthy (52)/Barrett Ruud (55)
RLB	Will Witherspoon (92)
LCB	Jason McCourty (30)
RCB	Cortland Finnegan (31)
SS	Jordan Babineaux (26)
FS	Michael Griffin (33)

### SPECIALISTS

K	Rob Bironas (2)
P	Brett Kern (6)
KR/PR	Marc Mariani (83)

### Pro Bowl

All-Pro

**GM:** Mike Reinfeldt; **Head Coach:** Mike Munchak  
**Asst. Coaches:** Jerry Gray (def. coord.), Chris Palmer (off. coord.), Steve Watterson (asst. head coach/strength & cond.), Frank Bush (LB), Curtis Fuller (asst. secondary) Dowell Loggains (QB/passing game), Charles London (off. asst./qual. ct.), Alan Lowry (ST), Bruce Matthews (OL), Dave McGinnis (senior asst.), Chet Parlavecchio (ST asst.), Dave Ragone (WR), Marcus Robertson (secondary), Tracy Rocker (DL), Jim Skipper (RB), Arthur Smith (def. asst./qual. ct.), Art Valero (asst. OL), John Zernheit (TE)

## AMERICAN FOOTBALL CONFERENCE STANDINGS

AFC EAST	W	L	T	Pct
New England	13	3	0	.813
New York Jets	8	8	0	.500
Miami	6	10	0	.375
Buffalo	6	10	0	.375
AFC NORTH	W	L	T	Pct
Baltimore	12	4	0	.750
* Pittsburgh	12	4	0	.750
* Cincinnati	9	7	0	.563
Cleveland	4	12	0	.250
AFC SOUTH	W	L	T	Pct
Houston	10	6	0	.625
<b>Tennessee</b>	<b>9</b>	<b>7</b>	<b>0</b>	<b>.563</b>
Jacksonville	5	11	0	.313
Indianapolis	2	14	0	.125
AFC WEST	W	L	T	Pct
Denver	8	8	0	.500
San Diego	8	8	0	.500
Oakland	8	8	0	.500
Kansas City	7	9	0	.438

## NATIONAL FOOTBALL CONFERENCE STANDINGS

NFC EAST	W	L	T	Pct
New York Giants	9	7	0	.563
Philadelphia	8	8	0	.500
Dallas	8	8	0	.500
Washington	5	11	0	.313
NFC NORTH	W	L	T	Pct
Green Bay	15	1	0	.938
* Detroit	10	6	0	.625
Chicago	8	8	0	.500
Minnesota	3	13	0	.188
NFC SOUTH	W	L	T	Pct
New Orleans	13	3	0	.813
* Atlanta	10	6	0	.625
Carolina	6	10	0	.375
Tampa Bay	4	12	0	.250
NFC WEST	W	L	T	Pct
San Francisco	13	3	0	.813
Arizona	8	8	0	.500
Seattle	7	9	0	.438
St. Louis	2	14	0	.125

\* Wild Card for Playoffs



# 2010 SEASON (6-10 REGULAR SEASON, 0-0 PLAYOFFS) • 4TH PLACE AFC SOUTH

DATE	OPPONENT	SCORE	W/L	ATT
Sep. 12	OAKLAND	38-13	W	69,143
Sep. 19	PITTSBURGH	11-19	L	69,143
Sep. 26	at New York Giants	29-10	W	79,386
Oct. 3	DENVER	20-26	L	69,143
Oct. 10	at Dallas	34-27	W	90,616
Oct. 18	at Jacksonville	30-3	W	63,625
Oct. 24	PHILADELPHIA	37-19	W	69,143
Oct. 31	at San Diego	25-33	L	59,260
Nov. 7	BYE			
Nov. 14	at Miami	17-29	L	65,585
Nov. 21	WASHINGTON	16-19*	L	69,143
Nov. 28	at Houston	0-20	L	70,855
Dec. 5	JACKSONVILLE	6-17	L	69,143
Dec. 9	INDIANAPOLIS	28-30	L	69,143
Dec. 19	HOUSTON	31-17	W	69,143
Dec. 26	at Kansas City	14-34	L	65,606
Jan. 2	at Indianapolis	20-23	L	67,188

\* Overtime

	TITANS	OPP
<b>Total First Downs</b>	<b>252</b>	<b>356</b>
Rushing	73	107
Passing	155	214
Penalty	24	35
3rd Down: Made/Att	71/204	104/242
3rd Down Pct.	34.8	43.0
4th Down: Made/Att	8/14	9/22
4th Down Pct.	57.1	40.9
<b>Possession Avg.</b>	<b>25:54</b>	<b>34:06</b>
<b>Total Net Yards</b>	<b>4834</b>	<b>5883</b>
Avg. Per Game	302.1	367.7
Total Plays	907	1139
Avg. Per Play	5.3	5.2
<b>Net Yards Rushing</b>	<b>1727</b>	<b>1851</b>
Avg. Per Game	107.9	115.7
Total Rushes	406	474
<b>Net Yards Passing</b>	<b>3107</b>	<b>4032</b>
Avg. Per Game	194.2	252.0
Sacked/Yards Lost	27/171	40/272
Gross Yards	3278	4304
Att./Completions	474/273	625/410
Completion Pct.	57.6	65.6
Had Intercepted	15	17
<b>Punts/Average</b>	<b>77/42.9</b>	<b>61/42.9</b>
<b>Net Punting Avg.</b>	<b>77/39.1</b>	<b>61/34.6</b>
<b>Penalties/Yards</b>	<b>128/1040</b>	<b>114/1039</b>
<b>Fumbles/Ball Lost</b>	<b>22/14</b>	<b>25/8</b>
<b>Touchdowns</b>	<b>40</b>	<b>32</b>
Rushing	13	7
Passing	24	23
Returns	3	2

BY PERIODS	1	2	3	4	OT	PTS
<b>Team</b>	<b>79</b>	<b>92</b>	<b>83</b>	<b>102</b>	<b>0</b>	<b>356</b>
<b>Opponents</b>	<b>65</b>	<b>130</b>	<b>65</b>	<b>76</b>	<b>3</b>	<b>339</b>

SCORING	TD	RU	PA	RT	PAT	FG	S	TP
Bironas	0	0	0	0	38/38	24/26	0	110
C. Johnson	12	11	1	0	0	0	0	72
Britt	9	0	9	0	0	0	0	56
Washington	6	0	6	0	0	0	0	36
Moss LG	5	0	5	0	0	0	0	30
Scaife	4	0	4	0	0	0	0	24
Mariani	2	0	0	2	0	0	0	12
Ringer	2	2	0	0	0	0	0	12
Stevens	2	0	2	0	0	0	0	12
Cook	1	0	1	0	0	0	0	6
Finnegan	1	0	0	1	0	0	0	6
Gage	1	0	1	0	0	0	0	6
Schommer	0	0	0	0	0	1	2	2
<b>Team</b>	<b>40</b>	<b>13</b>	<b>24</b>	<b>3</b>	<b>38/38</b>	<b>24/26</b>	<b>2</b>	<b>356</b>
<b>Opponents</b>	<b>32</b>	<b>7</b>	<b>23</b>	<b>2</b>	<b>30/30</b>	<b>39/48</b>	<b>0</b>	<b>339</b>

2-Pt Conversions: Britt, Titans 1-2, Opponents 0-2

FUM/Lost: Young 6/4, K. Collins 5/3, C. Johnson 3/2, Mariani 3/2, Scaife 2/1, Amano 1/0, Amato 1/1, Britt 1/1

RUSHING	No	Yds	Avg	Lg	TD
C. Johnson	316	1364	4.3	76t	11
Ringer	51	239	4.7	54	2
Young	25	125	5.0	20	0
Williams	1	5	5.0	5	0
K. Collins	10	1	0.1	4	0
Hall	1	1	1.0	1	0
Kern	1	0	0.0	0	0
Washington	1	-8	-8.0	-8	0
<b>Team</b>	<b>406</b>	<b>1727</b>	<b>4.3</b>	<b>76t</b>	<b>13</b>
<b>Opponents</b>	<b>474</b>	<b>1851</b>	<b>3.9</b>	<b>37</b>	<b>7</b>

PASSING	Att	Cmp	Pct	Yards	Yds/Att	TD	Int	Lg	Sk/Yds	Rating
K. Collins	278	160	57.6	1823	6.56	14	8	80t	13/91	82.2
Young	156	93	59.6	1255	8.04	10	3	71t	13/80	98.6
Smith	40	20	50.0	200	5.00	0	4	52	1/0	25.0
<b>Team</b>	<b>474</b>	<b>273</b>	<b>57.6</b>	<b>3278</b>	<b>6.92</b>	<b>24</b>	<b>15</b>	<b>80t</b>	<b>27/171</b>	<b>82.6</b>
<b>Opponents</b>	<b>625</b>	<b>410</b>	<b>65.6</b>	<b>4304</b>	<b>6.89</b>	<b>23</b>	<b>17</b>	<b>75t</b>	<b>40/272</b>	<b>86.4</b>

RECEIVING	No	Yds	Avg	Lg	TD
C. Johnson	44	245	5.6	25	1
Britt	42	775	18.5	80t	9
Washington	42	687	16.4	71t	6
Scaife	36	318	8.8	30	4
Cook	29	361	12.4	36	1
Moss LG	28	393	14.0	37t	5
Moss TM	6	80	13.3	26	0
Gage	20	266	13.3	30	1
Williams	16	219	13.7	39	0
Hall	15	100	6.7	19	0
Stevens	11	122	11.1	28	2
Ringer	7	44	6.3	9	0
L. Hawkins	5	61	12.2	24	0
<b>Team</b>	<b>273</b>	<b>3278</b>	<b>12.0</b>	<b>80t</b>	<b>24</b>
<b>Opponents</b>	<b>410</b>	<b>4304</b>	<b>10.5</b>	<b>75t</b>	<b>23</b>

INTERCEPTIONS	No	Yds	Avg	Lg	TD
Griffin	4	50	12.5	28	0
Verner	3	41	13.7	19	0
Finnegan	2	41	20.5	41t	1
McCourty	2	11	5.5	11	0
Witherspoon	2	11	5.5	9	0
Hope	1	32	32.0	32	0
Tulloch	1	18	18.0	18	0
Fuller	1	0	0.0	0	0
Marks	1	-6	-6.0	-6	0
<b>Team</b>	<b>17</b>	<b>198</b>	<b>11.6</b>	<b>41t</b>	<b>1</b>
<b>Opponents</b>	<b>15</b>	<b>120</b>	<b>8.0</b>	<b>54t</b>	<b>1</b>

PUNTING	No	Yds	Avg	Net	TB	In	Lg	B
Kern	77	3302	42.9	39.1	4	24	68	0
<b>Team</b>	<b>77</b>	<b>3302</b>	<b>42.9</b>	<b>39.1</b>	<b>4</b>	<b>24</b>	<b>68</b>	<b>0</b>
<b>Opponents</b>	<b>61</b>	<b>2618</b>	<b>42.9</b>	<b>34.6</b>	<b>9</b>	<b>15</b>	<b>68</b>	<b>1</b>

PUNT RETURNS	No	FC	Yds	Avg	Lg	TD
Mariani	27	17	329	12.2	87t	1
<b>Team</b>	<b>27</b>	<b>17</b>	<b>329</b>	<b>12.2</b>	<b>87t</b>	<b>1</b>
<b>Opponents</b>	<b>35</b>	<b>16</b>	<b>214</b>	<b>6.1</b>	<b>29</b>	<b>0</b>

KICKOFF RETURNS	No	Yds	Avg	Lg	TD
Mariani	60	1530	25.5	98t	1
Hall	2	21	10.5	15	0
Cook	1	3	3.0	3	0
Gage	1	2	2.0	2	0
<b>Team</b>	<b>64</b>	<b>1556</b>	<b>24.3</b>	<b>98t</b>	<b>1</b>
<b>Opponents</b>	<b>56</b>	<b>1389</b>	<b>24.8</b>	<b>97t</b>	<b>1</b>

FIELD GOALS	1-19	20-29	30-39	40-49	50+
Bironas	0/0	6/6	8/9	8/8	2/3
<b>Team</b>	<b>0/0</b>	<b>6/6</b>	<b>8/9</b>	<b>8/8</b>	<b>2/3</b>
<b>Opponents</b>	<b>1/1</b>	<b>10/10</b>	<b>15/15</b>	<b>11/17</b>	<b>2/5</b>

**Bironas/Titans:** (43G) (21G) (48G,22G) (35N,55G,46G) (52G, 40G) (26G,33G,36G)(41G,38G,33G) (21G) (40G) (25G, 32G,40G) ( ) (37G,30G) ( ) (30G) ( ) (26G,42G,61N) (34G,30G,53N) (36G,34G,25G,27G) (53N,50G,44N) (36G,36G,35G,36G)(51G,44N,26G) (33G) (25G,46G,46G,28G) (34G,36G) (23G,26G,42G)(19G,51N,40G,42G,47N,48G) (35G,33G) (26G,49B,48N) (21G,28G,47G) (37G) (35G,47N,42G) (48G,44G,43G)

**SACKS**  
Babin 12.5, Ball 7, T. Brown 3.5, Jones 3.5, Ford 3, Witherspoon 3, Hayes 1.5, McRath 1.5, Morgan 1.5, Finnegan 1, Hope 1, Tulloch 1  
**Titans 40, Opponents 27**

**TACKLES (Solo-Assists-Total)**  
Tulloch (121-48-169), Griffin (99-54-153), Hope (85-48-133), Verner (76-27-103), Finnegan (76-24-100), Witherspoon (65-34-99), Babin (56-37-93), Ford (38-29-67), Jones (36-25-61), McRath (45-15-60), Ball (32-27-59), Haye (30-22-52), Marks (27-23-50), Hayes (27-22-49), McCourty (36-9-45), Brown (18-17-35), Fuller (22-10-32), Douglas (14-16-30), Shaw (7-4-11), Morgan (6-4-10), Sheppard (4-5-9), Winborn (4-4-8), Gordon (2-2-4), Mouton (3-0-3), Allred (2-1-3)  
**Team Totals: 931-507-1,438**

### USUAL STARTING LINEUP

**OFFENSE**  
WR Nate Washington (85)  
LT Michael Roos (71)  
LG Leroy Harris (64)  
C Eugene Amano (54)  
RG Jake Scott (73)  
RT David Stewart (76)  
TE Craig Stevens (88)/Bo Scaife (80)  
WR Justin Gage (12)/Kenny Britt (18)  
FB Ahmard Hall (45)  
QB Vince Young (10)/Kerry Collins (5)  
**RB Chris Johnson (28)**

**DEFENSE**  
**LE Jason Babin (93)**  
LT Jason Jones (91)  
RT Tony Brown (97)  
RE Dave Ball (98)  
LLB Gerald McRath (51)  
MLB Stephen Tulloch (55)  
RLB Will Witherspoon (92)  
LCB Alterraun Verner (20)  
RCB Cortland Finnegan (31)  
SS Chris Hope (24)  
**FS Michael Griffin (33)**

**SPECIALISTS**  
K Rob Bironas (2)  
P Brett Kern (6)  
PR/PR Marc Mariani (83)

**Pro Bowl**  
All-Pro

**GM:** Mike Reinfeldt; **Head Coach:** Jeff Fisher  
**Asst. Coaches:** Mike Heimerdinger (off. coord.), Chuck Cecil (def. coord.), Craig Johnson (asst. head coach/RB), Dave McGinnis (asst. head coach/LB), Steve Watterson (asst. head coach/strength & conditioning), Marty Galbraith (ST asst.), Fred Graves (WR), Tim Hauck (asst. secondary), Dowell Loggains (QB/passing game), Alan Lowry (ST), Mike Munchak (OL), Marcus Robertson (secondary), Rayna Stewart (def. asst./qual ctl.), Jim Washburn (DL), Richie Wessman (qual. control/off.), John Zernelt (TE)

### AMERICAN FOOTBALL CONFERENCE STANDINGS

AFC EAST	W	L	T	Pct
New England	14	2	0	.875
* New York Jets	11	5	0	.688
Miami	7	9	0	.438
Buffalo	4	12	0	.250
AFC NORTH	W	L	T	Pct
Pittsburgh	12	4	0	.750
* Baltimore	12	4	0	.750
Cleveland	5	11	0	.313
Cincinnati	4	12	0	.250
AFC SOUTH	W	L	T	Pct
Indianapolis	10	6	0	.625
Jacksonville	8	8	0	.500
Houston	6	10	0	.375
<b>Tennessee</b>	<b>6</b>	<b>10</b>	<b>0</b>	<b>.375</b>
AFC WEST	W	L	T	Pct
Kansas City	10	6	0	.625
San Diego	9	7	0	.563
Oakland	8	8	0	.500
Denver	4	12	0	.250

### NATIONAL FOOTBALL CONFERENCE STANDINGS

NFC EAST	W	L	T	Pct
Philadelphia	10	6	0	.625
New York Giants	10	6	0	.625
Dallas	6	10	0	.375
Washington	6	10	0	.375
NFC NORTH	W	L	T	Pct
Chicago	11	5	0	.688
* Green Bay	10	6	0	.625
Detroit	6	10	0	.375
Minnesota	6	10	0	.375
NFC SOUTH	W	L	T	Pct
Atlanta	13	3	0	.813
* New Orleans	11	5	0	.688
Tampa Bay	10	6	0	.625
Carolina	2	14	0	.125
NFC WEST	W	L	T	Pct
Seattle	7	9	0	.438
St. Louis	7	9	0	.438
San Francisco	6	10	0	.375
Arizona	5	11	0	.313

\* Wild Card for Playoffs





# 2009 SEASON (8-8 REGULAR SEASON, 0-0 PLAYOFFS) • 3RD PLACE AFC SOUTH

DATE	OPPONENT	SCORE	W/L	ATT
Sep. 10	at Pittsburgh	10-13*	L	65,110
Sep. 20	HOUSTON	31-34	L	69,143
Sep. 27	at NY Jets	17-24	L	75,863
Oct. 4	at Jacksonville	17-37	L	49,014
Oct. 11	INDIANAPOLIS	9-31	L	69,143
Oct. 18	at New England	0-59	L	68,756
Oct. 25	BYE			
Nov. 1	JACKSONVILLE	30-13	W	69,143
Nov. 8	at San Francisco	34-27	W	69,732
Nov. 15	BUFFALO	41-17	W	69,143
Nov. 23	at Houston	20-17	W	71,153
Nov. 29	ARIZONA	20-17	W	69,143
Dec. 6	at Indianapolis	17-27	L	66,321
Dec. 13	ST. LOUIS	47-7	W	69,143
Dec. 20	MIAMI	27-24*	W	69,143
Dec. 25	SAN DIEGO	17-42	L	69,143
Jan. 3	at Seattle	17-13	W	67,002

\* Overtime

	TITANS	OPP
<b>Total First Downs</b>	<b>288</b>	<b>323</b>
Rushing	115	89
Passing	154	210
Penalty	19	24
3rd Down: Made/Att	89/214	89/218
3rd Down Pct.	41.6	40.8
4th Down: Made/Att	12/22	12/17
4th Down Pct.	54.5	70.6
<b>Possession Avg.</b>	<b>28:27</b>	<b>31:33</b>
<b>Total Net Yards</b>	<b>5623</b>	<b>5850</b>
Avg. Per Game	351.4	365.6
Total Plays	990	1038
Avg. Per Play	5.7	5.6
<b>Net Yards Rushing</b>	<b>2592</b>	<b>1711</b>
Avg. Per Game	162.0	106.9
Total Rushes	499	402
<b>Net Yards Passing</b>	<b>3031</b>	<b>4139</b>
Avg. Per Game	189.4	258.7
Sacked/Yards Lost	15/73	32/224
Gross Yards	3104	4363
Att./Completions	476/271	604/404
Completion Pct.	56.9	66.9
Had Intercepted	15	20
<b>Punts/Average</b>	<b>69/43.4</b>	<b>76/44.3</b>
<b>Net Punting Avg.</b>	<b>69/38.7</b>	<b>76/39.5</b>
<b>Penalties/Yards</b>	<b>98/821</b>	<b>94/724</b>
<b>Fumbles/Ball Lost</b>	<b>27/16</b>	<b>20/7</b>
<b>Touchdowns</b>	<b>39</b>	<b>48</b>
Rushing	19	16
Passing	16	31
Returns	4	1

BY PERIODS	1	2	3	4	OT	PTS
<b>Titans</b>	<b>77</b>	<b>103</b>	<b>67</b>	<b>104</b>	<b>3</b>	<b>354</b>
<b>Opponents</b>	<b>82</b>	<b>169</b>	<b>77</b>	<b>71</b>	<b>3</b>	<b>402</b>

SCORING	TD	RU	PA	RT	PAT	FG	S	TP
Bironas	0	0	0	0	37/37	27/32	0	118
Johnson	16	14	2	0	0	0	0	98
Washington	6	0	6	0	0	0	0	36
Britt	3	0	3	0	0	0	0	18
Gage	3	0	3	0	0	0	0	18
Fuller	2	0	0	2	0	0	0	12
White	2	2	0	0	0	0	0	12
Young	2	2	0	0	0	0	0	12
Collins	1	1	0	0	0	0	0	6
Crumpler	1	0	1	0	0	0	0	6
Finnegan	1	0	0	1	0	0	0	6
Hood	1	0	0	1	0	0	0	6
Scaife	1	0	1	0	0	0	0	6
<b>Titans</b>	<b>39</b>	<b>19</b>	<b>16</b>	<b>4</b>	<b>37/37</b>	<b>27/32</b>	<b>0</b>	<b>354</b>
<b>Opp.</b>	<b>48</b>	<b>16</b>	<b>31</b>	<b>1</b>	<b>46/47</b>	<b>22/27</b>	<b>0</b>	<b>402</b>

2-Pt Conversions: Johnson, Titans 1-2, Opponents 1-1

FUM/Lost: Young 8/2, Mouton 4/2, Collins 3/2, Johnson 3/3, Hall 2/2, Britt 1/1, Crumpler 1/1, Finnegan 1/0, Pearman 1/1, Scaife 1/1, Washington 1/0, White 1/1

RUSHING	No	Yds	Avg	Lg	TD
Johnson	358	2006	5.6	91t	14
Young	55	281	5.1	44	2
White	64	222	3.5	11	2
Ringer	8	48	6.0	32	0
Collins	11	15	1.4	10t	1
Washington	2	15	7.5	14	0
Hall	1	5	5.0	5	0
<b>Team</b>	<b>499</b>	<b>2592</b>	<b>5.2</b>	<b>91t</b>	<b>19</b>
<b>Opponents</b>	<b>402</b>	<b>1711</b>	<b>4.3</b>	<b>80t</b>	<b>16</b>

PASSING	Att	Cmp	Pct	Yards	Yds/Att	TD	Int	Lg	Sk/Yds	Rating
Young	259	152	58.7	1879	7.25	10	7	66t	9/36	82.8
Collins	216	119	55.1	1225	5.67	6	8	69t	6/37	65.5
Johnson	1	0	0.0	0	0.00	0	0	---	0/0	39.6
<b>Team</b>	<b>476</b>	<b>271</b>	<b>56.9</b>	<b>3104</b>	<b>6.52</b>	<b>16</b>	<b>15</b>	<b>69t</b>	<b>15/73</b>	<b>74.8</b>
<b>Opponents</b>	<b>604</b>	<b>404</b>	<b>66.9</b>	<b>4363</b>	<b>7.22</b>	<b>31</b>	<b>20</b>	<b>72t</b>	<b>32/224</b>	<b>91.2</b>

RECEIVING	No	Yds	Avg	Lg	TD
Johnson	50	503	10.1	69t	2
Washington	47	569	12.1	35	6
Scaife	45	440	9.8	27	1
Britt	42	701	16.7	57	3
Gage	28	383	13.7	49	3
Crumpler	27	222	8.2	27	1
Hall	12	79	6.6	15	0
Cook	9	74	8.2	17	0
Hawkins	7	110	15.7	32	0
White	3	14	4.7	7	0
M. Jones	1	9	9.0	9	0
<b>Team</b>	<b>271</b>	<b>3104</b>	<b>11.5</b>	<b>69t</b>	<b>16</b>
<b>Opponents</b>	<b>404</b>	<b>4363</b>	<b>10.8</b>	<b>72t</b>	<b>31</b>

INTERCEPTIONS	No	Yds	Avg	Lg	TD
Finnegan	5	194	38.8	80	1
Hood	3	91	30.3	43	1
Fuller	3	71	23.7	45t	2
Bulluck	3	45	15.0	23	0
Hope	3	24	8.0	24	0
Harper	1	4	4.0	4	0
Griffin	1	3	3.0	3	0
McRath	1	1	1.0	1	0
<b>Team</b>	<b>20</b>	<b>433</b>	<b>21.7</b>	<b>80</b>	<b>4</b>
<b>Opponents</b>	<b>15</b>	<b>121</b>	<b>8.1</b>	<b>26</b>	<b>0</b>

PUNTING	No	Yds	Avg	Net	TB	In	Lg	B
Kern LG	64	2910	45.5	38.5	10	27	67	0
Kern TM	37	1665	45.0	41.4	4	18	67	0
Hodges TM	22	868	39.5	31.8	2	1	50	0
Hentrich	9	422	46.9	44.1	0	3	60	0
Bironas	1	40	40.0	40.0	0	0	40	0
<b>Team</b>	<b>69</b>	<b>2995</b>	<b>43.4</b>	<b>38.7</b>	<b>6</b>	<b>22</b>	<b>67</b>	<b>0</b>
<b>Opponents</b>	<b>76</b>	<b>3364</b>	<b>44.3</b>	<b>39.5</b>	<b>7</b>	<b>32</b>	<b>64</b>	<b>0</b>

PUNT RETURNS	No	FC	Yds	Avg	Lg	TD
Pearman	11	8	112	10.2	18	0
Kaesviharn	9	8	34	3.8	10	0
Mouton	6	3	37	6.2	15	0
Finnegan	4	1	14	3.5	11	0
M. Jones	3	2	23	7.7	15	0
<b>Team</b>	<b>33</b>	<b>22</b>	<b>220</b>	<b>6.7</b>	<b>18</b>	<b>0</b>
<b>Opponents</b>	<b>29</b>	<b>17</b>	<b>208</b>	<b>7.2</b>	<b>37</b>	<b>0</b>

KICKOFF RETURNS	No	Yds	Avg	Lg	TD
Britt	24	523	21.8	56	0
M. Jones	13	264	20.3	27	0
Ringer	9	181	20.1	25	0
Pearman	8	174	21.8	27	0
Griffin	6	143	23.8	31	0
Crumpler	3	20	6.7	15	0
McCourty	3	72	24.0	27	0
Hall	1	12	12.0	12	0
Mouton	1	14	14.0	14	0
Stevens	1	14	14.0	14	0
<b>Team</b>	<b>69</b>	<b>1417</b>	<b>20.5</b>	<b>56</b>	<b>0</b>
<b>Opponents</b>	<b>71</b>	<b>1714</b>	<b>24.1</b>	<b>99t</b>	<b>1</b>

FIELD GOALS	1-19	20-29	30-39	40-49	50+
Bironas	0/0	8/8	4/6	10/12	5/6
<b>Team</b>	<b>0/0</b>	<b>8/8</b>	<b>4/6</b>	<b>10/12</b>	<b>5/6</b>
<b>Opponents</b>	<b>0/0</b>	<b>9/9</b>	<b>8/9</b>	<b>4/6</b>	<b>1/3</b>

Bironas/Titans: (37N,31B,45G) (40G) (38G) (29G) (49G,43G,46G) (1) (48G,25G,45G) (21G,28G) (38G,60N,51G) (50G,49N,53G) (52G,24G) (20G) (27G,34G,36G,50G) (24G,46G) (46G) (47N,47G)  
Opponents: (32G,33G) (38G,23G) (30G) (22G,50G,55N,33G) (23G) (39N,33G) (1) (40G,25G) (25G) (49N,26G,49N) (41G) (43G,52N,36G) (1) (23G,28G,45G) (1) (35G,20G)

**SACKS**  
Ford 5.5, T. Brown 5, Hayes 4, J. Jones 4, Vanden Bosch 3, Hope 2, Tulloch 2, Fuller 1, Griffin 1, Kearse 1, Marks 1, Thornton 1, (group) 1, Hays 0.5  
**Titans 32, Opponents 15**

**TACKLES (Solo-Assists-Total)**  
Tulloch (95-37-132), Bulluck (83-35-118), Griffin (62-46-108), Hope (70-25-95), Vanden Bosch (41-45-86), W. Hayes (51-31-82), Harper (69-8-77), Finnegan (57-19-76), Brown (36-25-61), Thornton (46-14-60), J. Haye (29-26-55), Vickerson (24-25-49), Ball (19-19-38), Ford (22-16-38), McRath (25-13-38), Fuller (25-8-33), McCourty (20-10-30), Marks (9-14-23), J. Jones (15-6-21), Hood (14-4-18), Mouton (9-8-17), Allred (6-9-15), Kaesviharn (10-3-13), Kearse (5-6-11), C. Williams (5-2-7), Amato (0-0-0), Keglal (0-0-0), Nickey (0-0-0)  
**Team Totals: 847-454-1,301**

### USUAL STARTING LINEUP

**OFFENSE**  
WR Nate Washington (85)  
LT Michael Roos (71)  
LG Eugene Amaco (54)  
**C Kevin Mawae (68)**  
RG Jake Scott (73)  
RT David Stewart (76)  
TE Bo Scaife (80)/Alge Crumpler (83)  
WR Justin Gage (12)  
FB Ahmad Hall (45)  
**QB Vince Young (10)**  
**RB Chris Johnson (28)**

**DEFENSE**  
LE William Hayes (95)  
LT Jovan Haye (75)  
RT Tony Brown (97)  
**RE Kyle Vanden Bosch (93)**  
LLB David Thornton (50)  
MLB Stephen Tulloch (55)  
RLB Keith Bulluck (53)  
LCB Nick Harper (20)  
RCB Cortland Finnegan (31)  
SS Chris Hope (24)  
FS Michael Griffin (33)

### SPECIALISTS

K Rob Bironas (2)  
P Brett Kern (6)

### Pro Bowl

All-Pro

**GM:** Mike Reinfeldt; **Head Coach:** Jeff Fisher

**Asst. Coaches:** Mike Heimerdinger (off. coord.), Chuck Cecil (def. coord.), Dave McGinnis (asst. head coach/LB), Steve Watterson (asst. head coach/strength & conditioning), Earnest Byner (RB), Marty Galbraith (ST asst.), Fred Graves (WR), Tim Hauck (asst. secondary), Craig Johnson (QB), Dowell Loggains (off. qual. ctl.), Alan Lowry (ST), Mike Munchak (OL), Marcus Robertson (secondary), Rayna Stewart (def. asst./qual. ctl.), Jim Washburn (DL), Richie Wessman (off. asst.), John Zernelt (TE)

### AMERICAN FOOTBALL CONFERENCE STANDINGS

AFC EAST	W	L	T	Pct
New England	10	6	0	.625
* N.Y. Jets	9	7	0	.563
Miami	7	9	0	.438
Buffalo	6	10	0	.375
AFC NORTH	W	L	T	Pct
Cincinnati	10	6	0	.625
* Baltimore	9	7	0	.563
Pittsburgh	9	7	0	.563
Cleveland	5	11	0	.313
AFC SOUTH	W	L	T	Pct
Indianapolis	14	2	0	.875
Houston	9	7	0	.563
<b>Tennessee</b>	<b>8</b>	<b>8</b>	<b>0</b>	<b>.500</b>
Jacksonville	7	9	0	.438
AFC WEST	W	L	T	Pct
San Diego	13	3	0	.813
Denver	8	8	0	.500
Oakland	5	11	0	.313
Kansas City	4	12	0	.250

### NATIONAL FOOTBALL CONFERENCE STANDINGS

NFC EAST	W	L	T	Pct
Dallas	11	5	0	.688
* Philadelphia	11	5	0	.688
N.Y. Giants	8	8	0	.500
Washington	4	12	0	.250
NFC NORTH	W	L	T	Pct
Minnesota	12	4	0	.813
* Green Bay	11	5	0	.688
Chicago	7	9	0	.438
Detroit	2	14	0	.125
NFC SOUTH	W	L	T	Pct
New Orleans	13	3	0	.813
Atlanta	9	7	0	.563
Carolina	8	8	0	.500
Tampa Bay	3	13	0	.188
NFC WEST	W	L	T	Pct
Arizona	10	6	0	.625
San Francisco	8	8	0	.500
Seattle	5	11	0	.313
St. Louis	1	15	0	.063

\* Wild Card for Playoffs



# 2008 SEASON (13-3 REGULAR SEASON, 0-1 PLAYOFFS) • 1ST PLACE AFC SOUTH

DATE	OPPONENT	SCORE	W/L	ATT
Sep. 7	JACKSONVILLE	17-10	W	69,143
Sep. 14	at Cincinnati	24-7	W	65,540
Sep. 21	HOUSTON	31-12	W	69,143
Sep. 28	MINNESOTA	30-17	W	69,143
Oct. 5	at Baltimore	13-10	W	71,131
Oct. 12	BYE			
Oct. 19	at Kansas City	34-10	W	74,200
Oct. 27	INDIANAPOLIS	31-21	W	69,143
Nov. 2	GREEN BAY	19-16*	W	69,143
Nov. 9	at Chicago	21-14	W	62,124
Nov. 16	at Jacksonville	24-14	W	65,258
Nov. 23	NY JETS	13-34	L	69,143
Nov. 27	at Detroit	47-10	W	60,112
Dec. 7	CLEVELAND	28-9	W	69,143
Dec. 14	at Houston	12-13	L	70,831
Dec. 21	PITTSBURGH	31-14	W	69,143
Dec. 28	at Indianapolis	0-23	L	66,721
Jan. 10	BALTIMORE	10-13	L	69,143

\* Overtime

	TITANS	OPP
<b>Total First Downs</b>	<b>268</b>	<b>276</b>
Rushing	108	81
Passing	143	166
Penalty	17	29
3rd Down: Made/Att	78/216	79/226
3rd Down Pct.	36.1	35.0
4th Down: Made/Att	5/11	8/18
4th Down Pct.	45.5	44.4
<b>Possession Avg.</b>	<b>29:09</b>	<b>30:51</b>
<b>Total Net Yards</b>	<b>5018</b>	<b>4698</b>
Avg. Per Game	313.6	293.6
Total Plays	973	1022
Avg. Per Play	5.2	4.6
<b>Net Yards Rushing</b>	<b>2199</b>	<b>1502</b>
Avg. Per Game	137.4	93.9
Total Rushes	508	403
Avg. Per Play	4.3	3.7
<b>Net Yards Passing</b>	<b>2819</b>	<b>3196</b>
Avg. Per Game	176.2	199.8
Sacked/Yards Lost	12/83	44/262
Gross Yards	2902	3458
Att./Comp.	453/265	575/342
Completion Pct.	58.5	59.5
Had Intercepted	9	20
<b>Punts/Average</b>	<b>87/42.8</b>	<b>87/42.3</b>
<b>Net Punting Avg.</b>	<b>36.5</b>	<b>36.2</b>
<b>Penalties/Yards</b>	<b>108/855</b>	<b>93/750</b>
<b>Fumbles/Ball Lost</b>	<b>18/8</b>	<b>28/11</b>
<b>Touchdowns</b>	<b>41</b>	<b>25</b>
Rushing	24	12
Passing	13	12
Returns	4	1

BY PERIODS	1	2	3	4	OT	PTS
Titans	63	119	67	123	3	375
Opponents	49	87	34	64	0	234

SCORING	TD	RU	PA	RT	PAT	FG	S	TP
Bironas	0	0	0	0	40/40	29/33	0	127
White	15	15	0	0	0/0	0/0	0	90
Johnson	10	9	1	0	0/0	0/0	0	60
Gage	6	0	0	0	0/0	0/0	0	36
Hall	2	0	2	0	0/0	0/0	0	14
Scaife	2	0	2	0	0/0	0/0	0	12
Griffin	1	0	2	1	0/0	0/0	0	6
Ball	1	0	0	1	0/0	0/0	0	6
Jones	1	0	1	0	0/0	0/0	0	6
Finnegan	1	0	0	1	0/0	0/0	0	6
Bulluck	1	0	0	1	0/0	0/0	0	6
Crumpler	1	0	1	0	0/0	0/0	0	6
<b>Titans</b>	<b>41</b>	<b>24</b>	<b>13</b>	<b>4</b>	<b>40/40</b>	<b>29/33</b>	<b>0</b>	<b>375</b>
<b>Opponents</b>	<b>25</b>	<b>12</b>	<b>12</b>	<b>1</b>	<b>24/24</b>	<b>20/30</b>	<b>0</b>	<b>234</b>

2-point conversions: Hall, Titans 1-1, Opponents 0-1

**FUM/LOST:** Collins 5/1, Carr 2/0, McCareins 2/2, Young 2/0, Crumpler 1/0, Hall 1/1, Henrich 1/1, C. Johnson 1/1, Mawae 1/1, Scaife 1/0, White 1/1

RUSHING	No	Yds	Avg	Lg	TD
Johnson	251	1228	4.9	66t	9
White	200	773	3.9	80t	15
Ganther	9	61	6.8	22	0
Collins	25	49	2.0	17	0
Jones	2	35	17.5	28	0
Young	8	27	3.4	8	0
Hall	8	21	2.6	6	0
McCareins	2	8	4.0	4	0

PASSING	Att	Cmp	Pct	Yards	Yds/Att	TD	Int	Lg	Sk/Yds	Rating
K. Collins	415	242	58.3	2676	6.4	12	7	56t	8/60	80.2
V. Young	36	22	61.1	219	6.1	1	2	54	3/13	64.5
C. Simms	2	1	50.0	7	3.5	0	0	7	1/10	78.8
<b>Titans</b>	<b>453</b>	<b>265</b>	<b>58.5</b>	<b>2902</b>	<b>6.4</b>	<b>13</b>	<b>9</b>	<b>56t</b>	<b>12/83</b>	<b>78.8</b>
<b>Opponents</b>	<b>575</b>	<b>342</b>	<b>59.5</b>	<b>3458</b>	<b>6.0</b>	<b>12</b>	<b>20</b>	<b>65</b>	<b>44/262</b>	<b>69.2</b>

Henry	1	3	3.0	3	0
Henrich	2	-6	-3.0	0	0
<b>Titans</b>	<b>508</b>	<b>2199</b>	<b>4.3</b>	<b>80t</b>	<b>24</b>
<b>Opponents</b>	<b>403</b>	<b>1502</b>	<b>3.7</b>	<b>61t</b>	<b>12</b>

RECEIVING	No	Yds	Avg	Lg	TD
Scaife	58	561	9.7	44	2
Johnson	43	260	6.0	25	1
Jones	41	449	11.0	40	1
Gage	34	651	19.1	56t	6
McCareins	30	412	13.7	37	0
Crumpler	24	257	10.7	28	1
Hall	13	138	10.6	54	2
Hawkins	7	68	9.7	19	0
Ganther	6	43	7.2	15	0
White	5	16	3.2	7	0
Davis	2	31	15.5	21	0
Stevens	1	9	9.0	9	0
Williams	1	7	7.0	7	0
<b>Titans</b>	<b>265</b>	<b>2902</b>	<b>11.0</b>	<b>56t</b>	<b>13</b>
<b>Opponents</b>	<b>342</b>	<b>3458</b>	<b>10.1</b>	<b>65</b>	<b>12</b>

INTERCEPTIONS	No	Yds	Avg	Lg	TD
Griffin	7	172	24.6	83t	1
Finnegan	5	100	20.0	99t	1
Hope	4	53	13.3	39	0
Harper	2	11	5.5	15.0	0
Ball	1	15	15.0	15t	1
Carr	1	0	0.0	0	0
<b>Titans</b>	<b>20</b>	<b>351</b>	<b>17.6</b>	<b>99t</b>	<b>3</b>
<b>Opponents</b>	<b>9</b>	<b>88</b>	<b>9.8</b>	<b>33</b>	<b>0</b>

PUNTING	No	Yds	Avg	Net	TB	In	Lg	B
Henrich	87	3725	42.8	36.5	13	27	75	0
<b>Titans</b>	<b>87</b>	<b>3725</b>	<b>42.8</b>	<b>36.5</b>	<b>13</b>	<b>27</b>	<b>75</b>	<b>0</b>
<b>Opponents</b>	<b>87</b>	<b>3676</b>	<b>42.3</b>	<b>36.2</b>	<b>10</b>	<b>28</b>	<b>66</b>	<b>1</b>

PUNT RETURNS	No	FC	Yds	Avg	Lg	TD
Carr	32	20	323	10.1	44	0
Davis	2	1	6	3.0	9	0
<b>Titans</b>	<b>34</b>	<b>21</b>	<b>329</b>	<b>9.7</b>	<b>44</b>	<b>0</b>
<b>Opponents</b>	<b>32</b>	<b>20</b>	<b>290</b>	<b>9.1</b>	<b>34</b>	<b>0</b>

KICKOFF RETURNS	No	Yds	Avg	Lg	TD
Carr	35	984	28.1	52	0
Hawkins	7	130	18.6	23	0
Davis	4	119	29.8	33	0
Griffin	2	32	16.0	28	0
Hall	2	21	10.5	13	0
Johnson	1	17	17.0	17	0
Stevens	1	16	16.0	16	0
<b>Titans</b>	<b>52</b>	<b>1319</b>	<b>25.4</b>	<b>52</b>	<b>0</b>
<b>Opponents</b>	<b>61</b>	<b>1524</b>	<b>25.0</b>	<b>59</b>	<b>0</b>

FIELD GOALS	1-19	20-29	30-39	40-49	50+
Bironas	0-0	6-6	7-7	15-19	1-1
<b>Titans</b>	<b>0-0</b>	<b>6-6</b>	<b>7-7</b>	<b>15-19</b>	<b>1-1</b>
<b>Opponents</b>	<b>0-0</b>	<b>9-10</b>	<b>6-10</b>	<b>4-8</b>	<b>1-2</b>

**Bironas/Titans:** (47G) (34G) (44G) (20G, 32G, 49G) (35G, 26G) (49G, 46G) (34G, 44G, 43N, 48G) (31G, 25G, 22G, 47N, 41G) (49N) (32G) (43G, 49G) (49G, 41G, 45G, 43G) ( ) (26G, 23G, 51G, 34G) (42G) (48N)

**Opponents:** (37N, 27G) (37N) (44G, 24G) (42G, 48N) (38G, 45N) (39N, 50N, 26G) ( ) (23G, 25G, 38G) (48B) ( ) (20G, 30G) (53G) (47G, 41G, 44N, 39G) (32G, 26N, 24G) (33N) (28G, 21G, 38G)

**SACKS**  
Haynesworth 8.5, Ford 7, J. Jones 5, Ball 4.5, Vanden Bosch 4.5, Brown 4, Kearsse 3.5, Vickerson 1.5, Finnegan 1, Griffin 1, Hayes 1, Hope 1, Tulloch 1, Bulluck 0.5  
**Titans 44, Opponents 12**

**TACKLES (Solo-Assists-Total)**  
Bulluck (83-37-120), Tulloch (62-36-98), Hope (71-22-93), Thornton (63-30-93), Griffin (49-32-81), Harper (70-10-80), Finnegan (61-18-79), Haynesworth (45-30-75), Brown (41-32-73), Ball (22-29-51), Jones (28-21-49), Kearsse (35-13-48), Vanden Bosch (16-30-46), Ford (27-18-45), Fuller (35-8-43), Carr (24-9-33), Fowler (14-13-27), Vickerson (10-13-23), Hayes (13-8-21), King (9-1-10), Allred (7-1-8), Nickey (3-3-6), Keglars (3-2-5), Stamer (1-1-2), Amato (0-0-0), Gordon (0-0-0), Hill (0-0-0), Williams (0-0-0)  
**Team Totals: 792-417-1209**

## USUAL STARTING LINEUP

### OFFENSE

WR Justin McCareins (19)

### LT Michael Roos (71)

LG Eugene Amano (54)

### C Kevin Mawae (68)

RG Jake Scott (73)

RT David Stewart (76)

TE Alge Crumpler (83)

WR Justin Gage (12)

FB Ahmad Hall (45)

### QB Kerry Collins (5)

RB Chris Johnson (28)

### DEFENSE

LE Jevon Kearse (90)

LT Tony Brown (97)

### RT Albert Haynesworth (92)

RE Kyle Vanden Bosch (93)

LLB David Thornton (50)

MLB Stephen Tulloch (55)

RLB Keith Bulluck (53)

LCB Nick Harper (20)

### RCB Cortland Finnegan (31)

SS Chris Hope (24)

FS Michael Griffin (33)

### SPECIALISTS

K Rob Bironas (2)

P Craig Henrich (15)

### Pro Bowl

All-Pro

**GM:** Mike Reinfeldt; **Head Coach:** Jeff Fisher  
**Asst. Coaches:** Mike Heimerdinger (off. coord.), Jim Schwartz (def. coord.), Dave McGinnis (asst. head coach/LB), Bart Andrus (off. asst.), Matt Burke (def. asst./qual. ct.), Earnest Byner (RB), Chuck Cecil (DB), Marty Galbraith (ST asst.), Fred Graves (WR), Craig Johnson (QB), Dowell Loggains (off. qual. ct.), Alan Lowry (ST), Mike Munchak (OL), Marcus Robertson (asst. secondary), Jim Washburn (DL), Steve Watterson (asst. head coach/strength & conditioning), John Zernhelt (TE)

## AMERICAN FOOTBALL CONFERENCE STANDINGS

AFC EAST	W	L	T	Pct
Miami	11	5	0	.688
New England	11	5	0	.688
N.Y. Jets	9	7	0	.563
Buffalo	7	9	0	.438
AFC NORTH	W	L	T	Pct
Pittsburgh	12	4	0	.750
* Baltimore	11	5	0	.688
Cincinnati	4	11	0	.281
Cleveland	4	12	0	.250
AFC SOUTH	W	L	T	Pct
<b>Tennessee</b>	<b>13</b>	<b>3</b>	<b>0</b>	<b>.813</b>
* Indianapolis	12	4	0	.750
Houston	8	8	0	.500
Jacksonville	5	11	0	.313
AFC WEST	W	L	T	Pct
San Diego	8	8	0	.500
Denver	8	8	0	.500
Oakland	5	11	0	.313
Kansas City	2	14	0	.125

## NATIONAL FOOTBALL CONFERENCE STANDINGS

NFC EAST	W	L	T	Pct
N.Y. Giants	12	4	0	.750
* Philadelphia	9	6	1	.594
Dallas	9	7	0	.563
Washington	8	8	0	.500
NFC NORTH	W	L	T	Pct
Minnesota	10	6	0	.625
Chicago	9	7	0	.563
Green Bay	6	10	0	.375
<b>Detroit</b>	<b>0</b>	<b>16</b>	<b>0</b>	<b>.000</b>
NFC SOUTH	W	L	T	Pct
Carolina	12	4	0	.750
* Atlanta	11	5	0	.688
Tampa Bay	9	7	0	.563
New Orleans	8	8	0	.500
NFC WEST	W	L	T	



# 2007 SEASON (10-6 REGULAR SEASON, 0-1 PLAYOFFS) • 3RD PLACE AFC SOUTH

DATE	OPPONENT	SCORE	W/L	ATT
Sep. 9	at Jacksonville	13-10	W	65,437
Sep. 16	INDIANAPOLIS	20-22	L	69,143
Sep. 24	at New Orleans	31-14	W	70,002
Sep. 30	BYE			
Oct. 7	ATLANTA	20-13	W	69,143
Oct. 14	at Tampa Bay	10-13	L	65,347
Oct. 21	at Houston	38-36	W	70,734
Oct. 28	OAKLAND	13-9	W	69,143
Nov. 4	CAROLINA	20-7	W	69,143
Nov. 11	JACKSONVILLE	13-28	L	69,143
Nov. 19	at Denver	20-34	L	76,590
Nov. 25	at Cincinnati	6-35	L	65,489
Dec. 2	HOUSTON	28-20	W	69,143
Dec. 9	SAN DIEGO	17-23*	L	69,143
Dec. 16	at Kansas City	26-17	W	74,976
Dec. 23	N.Y. JETS	10-6	W	69,143
Dec. 30	at Indianapolis	16-10	W	57,202
Jan. 6	at San Diego	6-17	L	65,640

\* Overtime

	TITANS	OPP
<b>Total First Downs</b>	<b>306</b>	<b>268</b>
Rushing	118	80
Passing	171	165
Penalty	17	23
3rd Down: Made/Att	89/217	97/230
3rd Down Pct.	41.0	42.2
4th Down: Made/Att	2/11	8/16
4th Down Pct.	18.2	50.0
<b>Possession Avg.</b>	<b>31:38</b>	<b>28:22</b>
<b>Total Net Yards</b>	<b>4987</b>	<b>4665</b>
Avg. Per Game	311.7	291.6
Total Plays	1037	978
Total Per Play	4.8	4.8
<b>Net Yards Rushing</b>	<b>2109</b>	<b>1478</b>
Avg. Per Game	131.8	92.4
Total Rushes	543	369
Total Per Play	3.9	4.0
<b>Net Yards Passing</b>	<b>2878</b>	<b>3187</b>
Avg. Per Game	179.9	199.2
Sacked/Yards Lost	30/199	40/241
Gross Yards	3077	3428
Att./Comp.	464/288	569/349
Completion Pct.	62.1	61.3
Had Intercepted	17	22
<b>Punts/Average</b>	<b>73/41.9</b>	<b>81/44.6</b>
<b>Net Punting Avg.</b>	<b>36.5</b>	<b>37.6</b>
<b>Penalties/Yards</b>	<b>101/773</b>	<b>90/745</b>
<b>Fumbles/Ball Lost</b>	<b>32/17</b>	<b>26/12</b>
<b>Touchdowns</b>	<b>28</b>	<b>35</b>
Rushing	17	11
Passing	9	21
Returns	2	3

BY PERIODS	1	2	3	4	OT	PTS
<b>Titans</b>	<b>59</b>	<b>64</b>	<b>98</b>	<b>80</b>	<b>0</b>	<b>301</b>
<b>Opponents</b>	<b>65</b>	<b>78</b>	<b>64</b>	<b>84</b>	<b>6</b>	<b>297</b>

SCORING	TD	RU	PA	RT	PAT	FG	S	TP
Bironas	0	0	0	0	28/28	35/39	0	133
White	7	7	0	0	0/0	0/0	0	42
C.Brown	5	5	0	0	0/0	0/0	0	30
R.Williams	4	0	4	0	0/0	0/0	0	24
Young	3	3	0	0	0/0	0/0	0	18
Henry	2	2	0	0	0/0	0/0	0	12
Jones	2	0	2	0	0/0	0/0	0	12
Fuller	2	0	0	2	0/0	0/0	0	12
Gage	2	0	2	0	0/0	0/0	0	12
Scaife	1	0	1	0	0/0	0/0	0	6
<b>Titans</b>	<b>28</b>	<b>17</b>	<b>9</b>	<b>2</b>	<b>28/28</b>	<b>35/39</b>	<b>0</b>	<b>301</b>
<b>Opponents</b>	<b>35</b>	<b>11</b>	<b>21</b>	<b>3</b>	<b>31/33</b>	<b>18/25</b>	<b>0</b>	<b>297</b>

2-Pt Conversions: Titans 0-0, Opponents 1-1

FUM/LOST: Young 10/3, Davis 6/3, White 5/5, Mawae 2/1, Scaife 2/2, Bell 1/1, C. Brown 1/1, Bulluck 1/0, Collins 1/1, Gage 1/0, Griffin 1/0, B. Jones 1/0, M. Williams (LG) 1/1

RUSHING	No	Yds	Avg	Lg	TD
White	303	1110	3.7	28	7
C.Brown	102	462	4.5	42	5
Young	93	395	4.2	21	3
Henry	31	119	3.8	24t	2
Jones	2	37	18.5	19	0
Davis	2	19	9.5	14	0
Hall	1	8	8.0	8	0
Barclay	1	3	3.0	3	0
Troupe	1	-1	-1.0	-1	0
Collins	3	-3	-1.0	-1	0

PASSING	Att	Cmp	Pct	Yards	Yds/Att	TD	Int	Lg	Sk/Yds	Rating
Young	382	238	62.3	2546	6.7	9	17	73	25/157	71.1
Collins	82	50	61.0	531	6.5	0	0	46	5/42	79.9
<b>Titans</b>	<b>464</b>	<b>268</b>	<b>62.1</b>	<b>3077</b>	<b>6.6</b>	<b>9</b>	<b>17</b>	<b>73</b>	<b>30/199</b>	<b>72.6</b>
<b>Opponents</b>	<b>569</b>	<b>349</b>	<b>61.3</b>	<b>3428</b>	<b>6.0</b>	<b>21</b>	<b>22</b>	<b>69t</b>	<b>40/241</b>	<b>74.5</b>

Hentrich	1	-8	-8.0	-8	0
Bell	1	-15	-15.0	-15	0
R.Williams	2	-17	-8.5	-6	0
<b>Titans</b>	<b>543</b>	<b>2109</b>	<b>3.9</b>	<b>42</b>	<b>17</b>
<b>Opponents</b>	<b>369</b>	<b>1478</b>	<b>4.0</b>	<b>62t</b>	<b>11</b>

RECEIVING	No	Yds	Avg	Lg	TD
Gage	55	750	13.6	73	2
R.Williams	55	719	13.1	48	4
Scaife	46	421	9.2	26	1
Moulds	32	342	10.7	46	0
Jones	21	248	11.8	35t	2
White	20	114	5.7	15	0
C.Brown	19	128	6.7	16	0
Hartstock	12	138	11.5	27	0
Hall	9	60	6.7	11	0
Henry	6	53	8.8	18	0
Troupe	5	47	9.4	13	0
Davis	5	38	7.6	13	0
Barclay	2	13	6.5	7	0
Ealy	1	6	6.0	6	0
<b>Titans</b>	<b>288</b>	<b>3077</b>	<b>10.7</b>	<b>73</b>	<b>9</b>
<b>Opponents</b>	<b>349</b>	<b>3428</b>	<b>9.8</b>	<b>69t</b>	<b>21</b>

INTERCEPTIONS	No	Yds	Avg	Lg	TD
Bulluck	5	63	12.6	35	0
Harper	3	62	20.7	32	0
Griffin	3	3	1.0	3	0
Fuller	2	137	68.5	76t	2
Hope	2	45	22.5	45	0
Lowry	2	18	9.0	17	0
Thornton	2	16	8.0	11	0
Finnegan	1	14	14.0	14	0
Hill	1	0	0.0	0	0
LaBoy	1	0	0.0	0	0
<b>Titans</b>	<b>22</b>	<b>358</b>	<b>16.3</b>	<b>76t</b>	<b>2</b>
<b>Opponents</b>	<b>17</b>	<b>116</b>	<b>6.8</b>	<b>23</b>	<b>0</b>

PUNTING	No	Yds	Avg	Net	TB	In	Lg	B
Hentrich	70	2939	42.0	36.5	6	24	66	0
Miller	3	121	40.3	37.0	0	1	52	0
<b>Titans</b>	<b>73</b>	<b>3060</b>	<b>41.9</b>	<b>36.5</b>	<b>6</b>	<b>25</b>	<b>66</b>	<b>0</b>
<b>Opponents</b>	<b>81</b>	<b>3615</b>	<b>44.6</b>	<b>37.6</b>	<b>10</b>	<b>23</b>	<b>70</b>	<b>0</b>

PUNT RETURNS	No	FC	Yds	Avg	Lg	TD
Davis	31	12	293	9.5	39	0
Jones	6	0	29	4.8	13	0
Barclay	3	1	34	11.3	19	0
Finnegan	2	3	11	5.5	9	0
<b>Titans</b>	<b>42</b>	<b>16</b>	<b>367</b>	<b>8.7</b>	<b>39</b>	<b>0</b>
<b>Opponents</b>	<b>31</b>	<b>16</b>	<b>274</b>	<b>8.8</b>	<b>80t</b>	<b>1</b>

KICKOFF RETURNS	No	Yds	Avg	Lg	TD
Griffin	18	422	23.4	48	0
Barclay	14	304	21.7	37	0
Henry	13	272	20.9	46	0
Davis	2	37	18.5	19	0
Troupe	2	21	10.5	12	0
Lowry	1	15	15.0	15	0
Hartsock	1	14	14.0	14	0
Cramer	1	13	13.0	13	0
<b>Titans</b>	<b>52</b>	<b>1098</b>	<b>21.1</b>	<b>48</b>	<b>0</b>
<b>Opponents</b>	<b>58</b>	<b>1404</b>	<b>24.2</b>	<b>76</b>	<b>0</b>

FIELD GOALS	1-19	20-29	30-39	40-49	50+
Bironas	0-0	10-12	12-12	9-10	4-5
<b>Titans</b>	<b>0-0</b>	<b>10-12</b>	<b>12-12</b>	<b>9-10</b>	<b>4-5</b>
<b>Opponents</b>	<b>0-0</b>	<b>7-8</b>	<b>5-6</b>	<b>3-5</b>	<b>3-6</b>

Bironas/Titans: (20G, 31G), (30G, 36G), (33G, 27N), (30G, 40G, 47N), (48G), (52G, 25G, 21G, 30G, 28G, 43G, 29G, 29G), (35G, 23G), (47G, 53G), (36G, 49G), (56G, 37G), (28G, 23G), (53N), (44G, 29N), (37G, 37G, 40G, 25G), (46G) (40G, 54G, 33G)  
 Opponents: (22G), (22G, 39G, 20G, 36N), (1), (32G, 53N, 28G, 48N, 50N), (23G, 43G), (1), (50G, 43G, 54G), (40N), (1), (21G, 39G), (26N), (45G, 50G), (20G), (36G), (51N), (37G)

SACKS  
 Vanden Bosch 12.0, Odom 8.0, Haynesworth 6.0, LaBoy 6.0, T.Brown 4.0, Finnegan 1.0, Fuller 1.0, Nickey 1.0, Thornton 1.0  
**Titans 40.0, Opponents 30.0**

TACKLES (Solo-Assists-Total)  
 Thornton (97-43-140), Vanden Bosch (65-50-115), Bulluck (75-34-109), Finnegan (84-25-109), T.Brown (46-37-83), Harper (75-5-80), Fowler (42-31-73), Haynesworth (41-28-69), Hope (39-21-60), Lowry (41-20-61), Griffin (34-15-49), Odom (24-20-44), Starks (21-18-39), Tulloch (28-8-36), Fuller (27-8-35), LaBoy (15-5-20), Hill (13-1-14), Fisher (5-4-9), Veal (4-4-8), King (5-2-7), Conover (2-2-4), Herndon (3-0-3), Vickerson (2-1-3),

Gardner (1-0-1), Nickey (1-0-1), Simon (0-1-1), Amato (0-0-0), Mahelona (0-0-0), Woods (0-0-0)  
**Team Totals: 790-383-1173**

### USUAL STARTING LINEUP

#### OFFENSE

WR	Roydell Williams (86)
LT	Michael Roos (71)
LG	Jacob Bell (60)
C	Kevin Mawae (68)
RG	Benji Olson (75)
RT	David Stewart (76)
TE	Bo Scaife (80)
WR	Justin Gage (12)
TE	Ben Hartsock (88)
QB	Vince Young (10)
RB	LenDale White (25)

#### DEFENSE

LE	Antwan Odom (98)
LT	Tony Brown (97)
RT	Albert Haynesworth (92)
RE	Kyle Vanden Bosch (93)
LLB	David Thornton (50)
MLB	Ryan Fowler (52)
RLB	Keith Bulluck (53)
LCB	Nick Harper (20)
RCB	Cortland Finnegan (31)
SS	Chris Hope (24)
FS	Michael Griffin (33)

#### SPECIALISTS

K	Rob Bironas (2)
P	Craig Hentrich (15)

#### Pro Bowl

All-Pro

GM: Mike Reinfeldt; Head Coach: Jeff Fisher  
 Asst. Coaches: Norm Chow (off. coord.), Jim Schwartz (def. coord.), Dave McGinnis (Asst. head coach/LB), Sherman Smith (Asst. head coach/RB), Matt Burke (def. asst.), Chuck Cecil (DB), Marty Galbraith (ST asst.), Fred Graves (WR), Craig Johnson (QB), Alan Lowry (ST), Mike Munchak (OL), Marcus Robertson (Asst. Secondary), Jim Washburn (DL), Steve Watterson (strength & rehab.), John Zernhelt (TE)

### AMERICAN FOOTBALL CONFERENCE STANDINGS

AFC EAST	W	L	T	Pct
New England	16	0	0	1.000
Buffalo	7	9	0	.438
N.Y. Jets	4	12	0	.259
Miami	1	15	0	.063
AFC NORTH	W	L	T	Pct
Pittsburgh	10	6	0	.625
Cleveland	10	6	0	.625
Cincinnati	7	9	0	.438
Baltimore	5	11	0	.313
AFC SOUTH	W	L	T	Pct
Indianapolis	13	3	0	.813
* Jacksonville	11	5	0	.688
* Tennessee	10	6	0	.625
Houston	8	8	0	.500
AFC WEST	W	L	T	Pct
San Diego	11	5	0	.688
Denver	7	9	0	.438
Kansas City	4	12	0	.250
Oakland	4	12	0	.250

### NATIONAL FOOTBALL CONFERENCE STANDINGS

NFC EAST	W	L	T	Pct
Dallas	13	3	0	.667
* N.Y. Giants	10	6	0	.625
* Washington	9	7	0	.563
Philadelphia	8	8	0	.500
NFC NORTH	W	L	T	Pct
Green Bay	13	3	0	.813
Minnesota	8	8	0	.500
Detroit	7	9	0	.438
Chicago	7	9	0	.438
NFC SOUTH	W	L	T	Pct
Tampa Bay	9	7	0	.563
Carolina	7	9	0	.438
New Orleans	7	9	0	.438
Atlanta	4	12	0	.250
NFC WEST	W	L	T	Pct

# 2006 SEASON (8-8 REGULAR SEASON, 0-0 PLAYOFFS) • 2ND PLACE AFC SOUTH

DATE	OPPONENT	SCORE	W/L	ATT
Sep. 10	N.Y. JETS	16-23	L	69,143
Sep. 17	at San Diego	7-40	L	64,344
Sep. 24	at Miami	10-13	L	72,733
Oct. 1	DALLAS	14-45	L	69,143
Oct. 8	at Indianapolis	13-14	L	57,021
Oct. 15	at Washington	25-22	W	88,550
Oct. 22	BYE			
Oct. 29	HOUSTON	28-22	W	69,143
Nov. 5	at Jacksonville	7-37	L	66,524
Nov. 12	BALTIMORE	26-27	L	69,143
Nov. 19	at Philadelphia	31-13	W	69,232
Nov. 26	N.Y. GIANTS	24-21	W	69,143
Dec. 3	INDIANAPOLIS	20-17	W	69,143
Dec. 10	at Houston	26-20*	W	70,760
Dec. 17	JACKSONVILLE	24-17	W	69,143
Dec. 24	at Buffalo	30-29	W	54,765
Dec. 31	NEW ENGLAND	23-40	L	69,143

\* Overtime

	TITANS	OPP
<b>Total First Downs</b>	<b>261</b>	<b>329</b>
Rushing	105	121
Passing	133	181
Penalty	23	27
3rd Down: Made/Att	67/205	90/221
3rd Down Pct.	32.7	40.7
4th Down: Made/Att	7/17	10/17
4th Down Pct.	41.2	58.8
<b>Possession Avg.</b>	<b>27:17</b>	<b>32:43</b>
<b>Total Net Yards</b>	<b>4810</b>	<b>5915</b>
Avg. Per Game	300.6	369.7
Total Plays	945	1062
Avg. Per Play	5.1	5.6
<b>Net Yards Rushing</b>	<b>2214</b>	<b>2313</b>
Avg. Per Game	138.4	144.6
Total Rushes	469	506
Avg. Per Play	4.7	4.6
<b>Net Yards Passing</b>	<b>2596</b>	<b>3602</b>
Avg. Per Game	162.3	225.1
Sacked/Yards Lost	29/152	26/148
Gross Yards	2748	3750
Att./Comp.	447/226	530/335
Completion Pct.	50.6	63.2
Had Intercepted	19	17
<b>Punts/Average</b>	<b>88/42.7</b>	<b>68/42.5</b>
<b>Net Punting Avg.</b>	<b>37.3</b>	<b>34.4</b>
<b>Penalties/Yards</b>	<b>94/803</b>	<b>102/906</b>
<b>Fumbles/Ball Lost</b>	<b>29/7</b>	<b>19/11</b>
<b>Touchdowns</b>	<b>36</b>	<b>46</b>
Rushing	15	20
Passing	13	24
Returns	8	2

BY PERIODS	1	2	3	4	OT	PTS
<b>Titans</b>	<b>52</b>	<b>87</b>	<b>81</b>	<b>98</b>	<b>6</b>	<b>324</b>
<b>Opponents</b>	<b>84</b>	<b>116</b>	<b>85</b>	<b>115</b>	<b>0</b>	<b>400</b>

SCORING	TD	RU	PA	RT	PAT	FG	S	TP
Bironas	0	0	0	0	32/32	22/28	0	98
Henry	7	7	0	0	0/0	0/0	0	44
Young	7	7	0	0	0/0	0/0	0	44
A.Jones	4	0	0	4	0/0	0/0	0	24
B.Jones	4	0	4	0	0/0	0/0	0	24
Bennett	3	0	3	0	0/0	0/0	0	20
Scaife	3	1	2	0	0/0	0/0	0	18
Troupe	2	0	2	0	0/0	0/0	0	12
Wade	2	0	2	0	0/0	0/0	0	12
T.Brown	1	0	0	1	0/0	0/0	0	6
Bulluck	1	0	0	1	0/0	0/0	0	6
Hope	1	0	0	1	0/0	0/0	0	6
Finnegan	1	0	0	1	0/0	0/0	0	6
<b>Titans</b>	<b>36</b>	<b>15</b>	<b>13</b>	<b>8</b>	<b>32/32</b>	<b>22/28</b>	<b>2</b>	<b>324</b>
<b>Opponents</b>	<b>46</b>	<b>20</b>	<b>24</b>	<b>2</b>	<b>41/44</b>	<b>27/33</b>	<b>0</b>	<b>400</b>

**2-Pt Conversions:** Bennett, Henry, Young,  
**Titans 3-3, Opponents 1-2**

RUSHING	No	Yds	Avg	Lg	TD
Henry	270	1211	4.5	70t	7
Young	83	552	6.7	39t	7
White	61	244	4.0	26	0
C.Brown	41	156	3.8	21	0
Hall	7	21	3.0	11	0
Scaife	1	13	13.0	13t	1
A.Jones	2	8	4.0	7	0
Roby	1	3	3.0	3	0
B.Jones	1	3	3.0	3	0

PASSING	Att	Cmp	Pct	Yards	Yds/Att	TD	Int	Lg	Sk/Yds	Rating
Young	357	184	51.5	2199	6.2	12	13	53	25/129	66.7
Collins	90	42	46.7	549	6.1	1	6	36	4/23	42.3
<b>Titans</b>	<b>447</b>	<b>226</b>	<b>50.6</b>	<b>2748</b>	<b>6.1</b>	<b>13</b>	<b>19</b>	<b>53</b>	<b>29/152</b>	<b>61.8</b>
<b>Opponents</b>	<b>530</b>	<b>335</b>	<b>63.2</b>	<b>3750</b>	<b>7.1</b>	<b>24</b>	<b>17</b>	<b>68t</b>	<b>26/148</b>	<b>86.0</b>

Givens	1	3	3.0	3	0
Nickey	1	0	0.0	0	0
<b>Titans</b>	<b>469</b>	<b>2214</b>	<b>4.7</b>	<b>70t</b>	<b>15</b>
<b>Opponents</b>	<b>506</b>	<b>2313</b>	<b>4.6</b>	<b>73</b>	<b>20</b>

RECEIVING	No	Yds	Avg	Lg	TD
Bennett	46	737	16.0	39	3
Wade	33	461	14.0	25	2
Scaife	29	370	12.8	34	2
B.Jones	27	384	14.2	53	4
Henry	18	78	4.3	12	0
Hall	15	138	9.2	28	0
White	14	60	4.3	13	0
Troupe	13	150	11.5	32	2
R.Williams	8	121	15.1	20	0
Givens	8	104	13.0	27	0
Hartsock	6	68	11.3	23	0
A.Jones	2	31	15.5	17	0
Roby	2	28	14.0	21	0
Cramer	2	8	4.0	6	0
C.Brown	2	4	2.0	4	0
Wallace	1	6	6.0	6	0
<b>Titans</b>	<b>226</b>	<b>2748</b>	<b>12.2</b>	<b>53</b>	<b>13</b>
<b>Opponents</b>	<b>335</b>	<b>3750</b>	<b>11.2</b>	<b>68t</b>	<b>24</b>

INTERCEPTIONS	No	Yds	Avg	Lg	TD
Hope	5	105	21.0	61t	1
A.Jones	4	130	32.5	83t	1
Thompson	3	14	4.7	11	0
Hill	2	20	10.0	11	0
Sirmon	1	13	13.0	13	0
Bulluck	1	0	0.0	0	0
Tulloch	1	0	0.0	0	0
<b>Titans</b>	<b>17</b>	<b>282</b>	<b>16.6</b>	<b>83t</b>	<b>2</b>
<b>Opponents</b>	<b>19</b>	<b>250</b>	<b>13.2</b>	<b>55t</b>	<b>2</b>

PUNTING	No	Yds	Avg	Net	TB	In	Lg	B
Hentrich	88	3760	42.7	37.3	10	32	73	0
<b>Titans</b>	<b>88</b>	<b>3760</b>	<b>42.7</b>	<b>37.3</b>	<b>10</b>	<b>32</b>	<b>73</b>	<b>0</b>
<b>Opponents</b>	<b>68</b>	<b>2888</b>	<b>42.5</b>	<b>34.4</b>	<b>4</b>	<b>18</b>	<b>61</b>	<b>1</b>

PUNT RETURNS	No	FC	Yds	Avg	Lg	TD
A.Jones	34	3	440	12.9	90t	3
Wade	3	3	27	9.0	18	0
<b>Titans</b>	<b>37</b>	<b>6</b>	<b>467</b>	<b>12.6</b>	<b>90t</b>	<b>3</b>
<b>Opponents</b>	<b>33</b>	<b>24</b>	<b>278</b>	<b>8.4</b>	<b>39</b>	<b>0</b>

KICKOFF RETURNS	No	Yds	Avg	Lg	TD
Wade	50	1194	23.9	48	0
A.Jones	20	521	26.1	70	0
Scaife	4	64	16.0	18	0
Cramer	3	37	12.3	21	0
White	1	14	14.0	14	0
Hartsock	1	5	5.0	5	0
<b>Titans</b>	<b>79</b>	<b>1835</b>	<b>23.2</b>	<b>70</b>	<b>0</b>
<b>Opponents</b>	<b>58</b>	<b>1263</b>	<b>21.8</b>	<b>52</b>	<b>0</b>

FIELD GOALS	1-19	20-29	30-39	40-49	50+
Bironas	0-0	10-11	7-7	4-8	1-2
<b>Titans</b>	<b>0-0</b>	<b>10-11</b>	<b>7-7</b>	<b>4-8</b>	<b>1-2</b>
<b>Opponents</b>	<b>1-1</b>	<b>10-11</b>	<b>6-10</b>	<b>10-10</b>	<b>0-1</b>

**Bironas/Titans:** ( ) ( ) (51N, 22G) (33G, 39G) (22G, 47G) (32G, 26G, 30G) ( ) ( ) (21G, 41N, 43B) (36G) (48N, 49G) (25G, 60G) (41G, 33G) (44N, 27G) (42G, 20G, 30G) (25G, 23N, 27G, 27G)  
**Opponents:** (18G, 34N, 30N) (28G, 31G, 35G, 44G) (40G, 30N, 39G) (26N, 43G) ( ) ( ) (27G) (47G, 21G, 39G) (27G, 40G) (42G, 38G) ( ) (53N, 20G) (49G, 46G) (43G) (21G, 36G, 45G, 21G, 24G) (28G, 26G, 33N)

**SACKS**  
Vanden Bosch 6.5, LaBoy 3.5, Starks 3.0, Bulluck 2.5, Haynesworth 2.0, Finnegan 2.0, T.Brown 1.5, Mahelona 1.0, A.Jones 1.0, Bockwoldt 1.0, Odom 0.5, Smith 0.5, Sirmon 0.5, Tulloch 0.5  
**Titans 26.0, Opponents 29.0**

**TACKLES (Solo-Assists-Total)**  
Bulluck (107-54-161), Hope (99-29-128), Thornton (93-29-122), Vanden Bosch (67-51-118), Sirmon (67-38-105), Thompson (58-19-77), Smith (43-33-76), P.Jones (54-13-67), Hill (41-18-59), Haynesworth (34-25-59), Finnegan (47-10-57), LaBoy (31-26-57), Starks (36-20-56), T. Brown (33-18-51), Tulloch (23-14-37), Conover (12-9-21), Mahelona (12-9-21), Fuller (11-4-15), Odom (9-6-15), Bockwoldt (4-3-7), Scott (2-3-5), Woolfolk (4-0-4), Savage (2-2-4), Amato (2-1-3), Reynolds (2-0-2), Lowry (0-1-1)  
**Team Totals: 893-435-1328**

### USUAL STARTING LINEUP

#### OFFENSE

WR Brandon Jones (81)  
LT Michael Roos (71)  
LG Jacob Bell (60)  
C Kevin Mawae (68)  
RG Benji Olson (75)  
RT David Stewart (76)  
TE Bo Scaife (80)  
WR Drew Bennett (83)  
FB Ahmad Hall (45)  
**QB Vince Young (10)**  
RB Travis Henry (20)

#### DEFENSE

LE Kyle Vanden Bosch (93)  
LT Robaire Smith (98)  
RT Albert Haynesworth (92)  
RE Travis LaBoy (91)  
LLB David Thornton (50)  
MLB Peter Sirmon (59)  
RLB Keith Bulluck (53)  
LCB Reynaldo Hill (21)  
RCB Pacman Jones (32)  
SS Chris Hope (24)  
FS Lamont Thompson (28)

#### SPECIALISTS

K Rob Bironas (2)  
P Craig Hentrich (15)

#### Pro Bowl

##### All-Pro

**GM:** Floyd Reese; **Head Coach:** Jeff Fisher  
**Asst. Coaches:** Norm Chow (off. coord.), Jim Schwartz (def. coord.), Dave McGinnis (Asst. head coach/LB), Sherman Smith (Asst. head coach/RB), Matt Burke (def. asst.), Chuck Cecil (S/nickel), Marty Galbraith (ST asst.), Craig Johnson (QB), Alan Lowry (ST), Mike Munchak (OL), Ray Sherman (WR), Jim Washburn (DL), Steve Watterson (strength & rehab.), Everett Withers (DB), John Zernhelt (TE)

### AMERICAN FOOTBALL CONFERENCE STANDINGS

AFC EAST	W	L	T	Pct
New England	12	4	0	.750
* N.Y. Jets	10	6	0	.625
Buffalo	7	9	0	.438
Miami	6	10	0	.375
AFC NORTH	W	L	T	Pct
Baltimore	13	3	0	.812
Cincinnati	8	8	0	.500
Pittsburgh	8	8	0	.500
Cleveland	4	12	0	.250
AFC SOUTH	W	L	T	Pct
Indianapolis	12	4	0	.750
<b>Tennessee</b>	<b>8</b>	<b>8</b>	<b>0</b>	<b>.500</b>
Jacksonville	8	8	0	.500
Houston	6	10	0	.375
AFC WEST	W	L	T	Pct
San Diego	14	2	0	.875
* Kansas City	9	7	0	.562
Denver	9	7	0	.562
Oakland	2	14	0	.125

### NATIONAL FOOTBALL CONFERENCE STANDINGS

NFC EAST	W	L	T	Pct
Philadelphia	10	6	0	.625
* Dallas	9	7	0	.562
* N.Y. Giants	8	8	0	.500
Washington	5	11	0	.312
NFC NORTH	W	L	T	Pct
Chicago	13	3	0	.812
Green Bay	8	8	0	.500
Minnesota	6	10	0	.375
Detroit	3	13	0	.188
NFC SOUTH	W	L	T	Pct
New Orleans	10	6	0	.625
Carolina	8	8	0	.500
Atlanta	7	9	0	.438
Tampa Bay	4	12	0	.250
NFC WEST	W	L	T	Pct
Seattle	9	7	0	.562
St. Louis	8	8	0	.500
San Francisco	7	9	0	.438
Arizona	5	11	0	.312

\* Wild Card for Playoffs



# 2005 SEASON (4-12 REGULAR SEASON, 0-0 PLAYOFFS) • 3RD PLACE AFC SOUTH

DATE	OPPONENT	SCORE	W/L	ATT
Sep. 11	at Pittsburgh	7-34	L	62,931
Sep. 18	BALTIMORE	25-10	W	69,149
Sep. 25	at St. Louis	27-31	L	65,835
Oct. 2	INDIANAPOLIS	10-31	L	69,149
Oct. 9	at Houston	34-20	W	70,430
Oct. 16	CINCINNATI	23-31	L	69,149
Oct. 23	at Arizona	10-20	L	39,482
Oct. 30	OAKLAND	25-34	L	69,149
Nov. 6	at Cleveland	14-20	L	72,594
Nov. 13	BYE			
Nov. 20	JACKSONVILLE	28-31	L	69,149
Nov. 27	SAN FRANCISCO	33-22	W	69,149
Dec. 4	at Indianapolis	3-35	L	57,228
Dec. 11	HOUSTON	13-10	W	69,149
Dec. 18	SEATTLE	24-28	L	69,149
Dec. 24	at Miami	10-24	L	72,001
Jan. 1	at Jacksonville	13-40	L	65,485

\* Overtime

	TITANS	OPP
<b>Total First Downs</b>	<b>279</b>	<b>294</b>
Rushing	72	89
Passing	191	180
Penalty	16	25
3rd Down: Made/Att	75/218	71/200
3rd Down Pct.	34.4	35.5
4th Down: Made/Att	9/31	7/11
4th Down Pct.	29.0	63.6
<b>Possession Avg.</b>	<b>31:13</b>	<b>28:47</b>
<b>Total Net Yards</b>	<b>5122</b>	<b>5110</b>
Avg. Per Game	320.1	319.4
Total Plays	1022	960
Avg. Per Play	5.0	5.3
<b>Net Yards Rushing</b>	<b>1525</b>	<b>1894</b>
Avg. Per Game	95.3	118.4
Total Rushes	397	449
Avg. Per Play	3.8	4.2
<b>Net Yards Passing</b>	<b>3597</b>	<b>3216</b>
Avg. Per Game	224.8	201.0
Sacked/Yards Lost	31/200	41/246
Gross Yards	3797	3462
Att./Comp.	594/358	470/296
Completion Pct.	60.3	63.0
Had Intercepted	14	9
<b>Punts/Average</b>	<b>78/43.2</b>	<b>85/44.1</b>
<b>Net Punting Avg.</b>	<b>78/37.8</b>	<b>85/37.5</b>
<b>Penalties/Yards</b>	<b>125/1002</b>	<b>95/718</b>
<b>Fumbles/Ball Lost</b>	<b>27/12</b>	<b>20/11</b>
<b>Touchdowns</b>	<b>33</b>	<b>51</b>
Rushing	8	12
Passing	20	33
Returns	5	6

BY PERIODS	1	2	3	4	OT	PTS
<b>Titans</b>	<b>50</b>	<b>88</b>	<b>83</b>	<b>78</b>	<b>0</b>	<b>299</b>
<b>Opponents</b>	<b>79</b>	<b>132</b>	<b>108</b>	<b>102</b>	<b>0</b>	<b>421</b>

SCORING	TD	RU	PA	RT	PAT	FG	S	TP
Bironas	0	0	0	0	30/32	23/29	0	99
Brown	7	5	2	0	0	0	0	42
Bennett	4	0	4	0	0	0	0	24
Troupe	4	0	4	0	0	0	0	24
B. Jones	2	0	2	0	0	0	0	12
Kinney	2	0	2	0	0	0	0	12
Odom	2	0	0	2	0	0	0	12
Payton	2	2	0	0	0	0	0	12
Scaife	2	0	2	0	0	0	0	12
R. Williams	2	0	2	0	0	0	0	12
Fleming	1	0	1	0	0	0	0	6
Hill	1	0	0	1	0	0	0	6
P. Jones	1	0	0	1	0	0	0	6
Kassell	1	0	0	1	0	0	0	6
McNair	1	1	0	0	0	0	0	6
Roby	1	0	1	0	0	0	0	6
Wade LG	1	0	0	1	0	0	0	6
Reynolds	0	0	0	0	0	1	2	
<b>Titans</b>	<b>33</b>	<b>8</b>	<b>20</b>	<b>5</b>	<b>30/32</b>	<b>23/29</b>	<b>1</b>	<b>299</b>
<b>Opponents</b>	<b>51</b>	<b>12</b>	<b>33</b>	<b>6</b>	<b>48/49</b>	<b>21/27</b>	<b>0</b>	<b>421</b>

2-pt Conversions: Titans 0-1, Opponents 2-2

RUSHING	No	Yds	Avg	Lg	TD
Brown	224	851	3.8	38t	5
Henry	88	335	3.8	29	0
McNair	32	139	4.3	19	1
Payton	33	105	3.2	15	2
Mauck	7	39	5.6	12	0
Nash	6	32	5.3	8	0

PASSING	Att	Cmp	Pct	Yards	Yds/Att	TD	Int	Lg	Sk/Yds	Rating
McNair	476	292	61.3	3161	6.64	16	11	57	20/134	82.4
Volek	88	50	56.8	474	5.39	4	2	55t	9/45	77.6
Mauck	27	15	55.6	136	5.04	0	1	17	1/8	53.9
Hentrich	2	1	50.0	26	13.0	0	0	26	0/0	95.8
Bennett	1	0	0.0	0	0.0	0	0	0	0/0	39.6
P. Jones	0	0	---	0	---	0	0	---	1/13	---
<b>Titans</b>	<b>594</b>	<b>358</b>	<b>60.3</b>	<b>3797</b>	<b>6.39</b>	<b>20</b>	<b>14</b>	<b>57</b>	<b>31/200</b>	<b>80.3</b>
<b>Opponents</b>	<b>470</b>	<b>296</b>	<b>63.0</b>	<b>3462</b>	<b>7.37</b>	<b>33</b>	<b>9</b>	<b>63t</b>	<b>41/246</b>	<b>100.7</b>

Roby	2	16	8.0	11	0
Bennett	1	3	3.0	3	0
Volek	1	3	3.0	3	0
B. Jones	1	1	1.0	1	0
Wade LG	1	1	1.0	1	0
Wade TM	1	1	1.0	1	0
Hentrich	1	0	0.0	0	0
<b>Titans</b>	<b>397</b>	<b>1525</b>	<b>3.8</b>	<b>38t</b>	<b>8</b>
<b>Opponents</b>	<b>449</b>	<b>1894</b>	<b>4.2</b>	<b>52</b>	<b>12</b>

RECEIVING	No	Yds	Avg	Lg	TD
Bennett	58	738	12.7	55t	4
Kinney	55	543	9.9	27	2
Troupe	55	530	9.6	35	4
Scaife	37	273	7.4	19	2
Brown	25	327	13.1	57	2
B. Jones	23	299	13.0	38t	2
Calico	22	191	8.7	18	0
R. Williams	21	299	14.2	50t	2
Roby	21	289	13.8	32	1
Wade LG	14	120	8.6	17	0
Wade TM	4	40	10.0	15	0
Henry	13	117	9.0	42	0
Fleming	10	69	6.9	18	1
Payton	6	30	5.0	9	0
Nash	3	14	4.7	7	0
Guenther	2	13	6.5	8	0
Nickey	1	26	26.0	26	0
Small	1	6	6.0	6	0
Roots	1	-7	-7.0	-7	0
<b>Titans</b>	<b>358</b>	<b>3797</b>	<b>10.6</b>	<b>57</b>	<b>20</b>
<b>Opponents</b>	<b>296</b>	<b>3462</b>	<b>11.7</b>	<b>63t</b>	<b>33</b>

INTERCEPTIONS	No	Yds	Avg	Lg	TD
Hill	3	88	29.3	52t	1
Bulluck	2	16	8.0	16	0
Kassell	1	21	21.0	21t	1
Woolfolk	1	3	3.0	3	0
T. Williams	1	1	1.0	1	0
Thompson	1	0	0.0	0	0
<b>Titans</b>	<b>9</b>	<b>129</b>	<b>14.3</b>	<b>52t</b>	<b>2</b>
<b>Opponents</b>	<b>14</b>	<b>293</b>	<b>20.9</b>	<b>85t</b>	<b>4</b>

PUNTING	No	Yds	Avg	Net TB	In	Lg	B	
Hentrich	78	3371	43.2	37.8	14	21	59	0
<b>Titans</b>	<b>78</b>	<b>3371</b>	<b>43.2</b>	<b>37.8</b>	<b>14</b>	<b>21</b>	<b>59</b>	<b>0</b>
<b>Opponents</b>	<b>85</b>	<b>3746</b>	<b>44.1</b>	<b>37.5</b>	<b>7</b>	<b>16</b>	<b>74</b>	<b>1</b>

PUNT RETURNS	No	FC	Yds	Avg	Lg	TD
Wade LG	33	9	317	9.6	73t	1
P. Jones	29	8	272	9.4	52t	1
Thurman TM	9	5	31	3.4	11	0
B. Jones	5	0	75	15.0	32	0
Thompson	1	0	31	31.0	31	0
Ta. Williams	1	0	9	9.0	9	0
<b>Titans</b>	<b>45</b>	<b>13</b>	<b>418</b>	<b>9.3</b>	<b>52t</b>	<b>1</b>
<b>Opponents</b>	<b>32</b>	<b>20</b>	<b>144</b>	<b>4.5</b>	<b>15</b>	<b>0</b>

KICKOFF RETURNS	No	Yds	Avg	Lg	TD
P. Jones	43	1127	26.2	85	0
Roby	22	495	22.5	59	0
Payton	2	24	12.0	24	0
Thurman TM	2	42	21.0	25	0
Fleming	1	9	9.0	9	0
<b>Titans</b>	<b>70</b>	<b>1697</b>	<b>24.2</b>	<b>85</b>	<b>0</b>
<b>Opponents</b>	<b>57</b>	<b>1290</b>	<b>22.6</b>	<b>50</b>	<b>0</b>

FIELD GOALS	1-19	20-29	30-39	40-49	50+
Bironas	0/0	10/10	6/7	5/7	2/5
<b>Titans</b>	<b>0/0</b>	<b>10/10</b>	<b>6/7</b>	<b>5/7</b>	<b>2/5</b>
<b>Opponents</b>	<b>1/1</b>	<b>6/6</b>	<b>9/14</b>	<b>5/5</b>	<b>0/1</b>

**Bironas/Titans:** (47N) (39G, 29G, 47G) (41G, 39G) (34G, 38N) (52G, 58N, 49G) (24G, 29G, 47G) (53G) (39G, 24G) (50N) ( ) (35G, 41G, 21G, 22G) (51N, 24G) (46N, 23G, 21G) (38G) (24G) ( )

**Opponents:** (44G, 27G) (30G) (46G) (20G) (32G, 38G, 43G, 47G) (52N, 21G) (33G, 24G) (22G, 32G) (37G, 19G, 39N) (31G) (34N) ( ) (30G, 37B, 31N) (36B) (25G) (46G, 38G)

**SACKS**  
 Vanden Bosch 12.5, LaBoy 6.5, Bulluck 5, Long 3.5, Haynesworth 3, Starks 3, Sirmon 2.5, Odom 2, Schobel 1, Thompson 1, Clauss 0.5, Waddell 0.5  
**Titans 41, Opponents 31**

**TACKLES (Solo-Assists-Total)**  
 Bulluck (106-44-150), Vanden Bosch (55-45-100), Sirmon (56-33-89), Kassell (56-33-89), Haynesworth (52-33-85), T. Williams

(65-18-83), Thompson (63-15-78), Starks (40-38-78), LaBoy (36-28-64), P. Jones (43-10-53), Woolfolk (42-10-52), Odom (28-22-50), Long (30-19-49), Hill (40-6-46), Clauss (13-17-30), Boiman (13-15-28), Waddell (13-4-17), Reynolds (9-5-14), Schobel (7-4-11), Beckham (9-1-10), Sandy (1-1-2), Spencer (1-0-1), Nickey (1-0-1), Gardner (0-0-0), Fuller (0-0-0)

**Team Totals: 779-401-1180**

### USUAL STARTING LINEUP

OFFENSE	
WR	Drew Bennett (83)
LT	Brad Hopkins (72)
LG	Zach Piller (69)
C	Justin Hartwig (77)
RG	Benji Olson (75)
RT	Michael Roos (71)
TE	Erron Kinney (88)
WR	Brandon Jones (81)
FB/TE	Troy Fleming (44)/Ben Troupe (84)
<b>QB</b>	<b>Steve McNair (9)</b>
RB	Chris Brown (29)

### DEFENSE

<b>LE</b>	<b>Kyle Vanden Bosch (93)</b>
LT	Randy Starks (90)
RT	Albert Haynesworth (92)
RE	Antwan Odom (98)
LLB	Peter Sirmon (59)
MLB	Brad Kassell (55)
RLB	Keith Bulluck (53)
LCB	Reynaldo Hill (21)
RCB	Pacman Jones (32)
SS	Tank Williams (25)
FS	Lamont Thompson (28)

### SPECIALISTS

K	Rob Bironas (2)
P	Craig Hentrich (15)

### Pro Bowl

All-Pro

**GM:** Floyd Reese; **Head Coach:** Jeff Fisher

**Asst. Coaches:** Norm Chow (off. coord.), Jim Schwartz (def. coord.), George Henshaw (asst. head coach/off.), Dave McGinnis (LB), Chuck Cecil (S/nickel), Marty Galbraith (ST asst.), Ned James (off. asst.), Craig Johnson (QB), Alan Lowry (ST), Mike Munchak (OL), Ray Sherman (WR), Sherman Smith (RB), Jim Washburn (DL), Steve Watterson (strength and conditioning), Everett Withers (DB)

### AMERICAN FOOTBALL CONFERENCE STANDINGS

AFC EAST	W	L	T	Pct
New England	10	6	0	.625
Miami	9	7	0	.562
Buffalo	5	11	0	.312
N.Y. Jets	4	12	0	.250
AFC NORTH	W	L	T	Pct
Cincinnati	11	5	0	.688
* Pittsburgh	11	5	0	.688
Baltimore	6	10	0	.375
Cleveland	6	10	0	.375
AFC SOUTH	W	L	T	Pct
Indianapolis	14	2	0	.875
* Jacksonville	12	4	0	.750
<b>Tennessee</b>	<b>4</b>	<b>12</b>	<b>0</b>	<b>.250</b>
Houston	2	14	0	.125
AFC WEST	W	L	T	Pct
Denver	13	3	0	.812
Kansas City	10	6	0	.625
San Diego	9	7	0	.562
Oakland	4	12	0	.250

### NATIONAL FOOTBALL CONFERENCE STANDINGS

NFC EAST
----------





# 2003 SEASON (12-4 REGULAR SEASON, 1-1 PLAYOFFS) • 2ND PLACE AFC SOUTH

DATE	OPPONENT	SCORE	W/L	ATT
Sep. 7	OAKLAND	25-20	W	68,809
Sep. 14	at Indianapolis	7-33	L	59,999
Sep. 21	NEW ORLEANS	27-12	W	68,809
Sep. 28	at Pittsburgh	30-13	W	63,244
Oct. 5	at New England	30-38	L	68,436
Oct. 12	HOUSTON	38-17	W	68,809
Oct. 19	at Carolina	37-17	W	72,851
Oct. 26	at Jacksonville	30-17	W	55,918
Nov. 2	BYE			
Nov. 9	MIAMI	31-7	W	68,809
Nov. 16	JACKSONVILLE	10-3	W	68,809
Nov. 23	at Atlanta	38-31	W	70,891
Dec. 1	at NY Jets	17-24	L	77,710
Dec. 7	INDIANAPOLIS	27-29	L	68,809
Dec. 14	BUFFALO	28-26	W	68,809
Dec. 21	at Houston	27-24	W	70,758
Dec. 28	TAMPA BAY	33-13	W	68,809
Jan. 3	at Baltimore	20-17	W	69,452
Jan. 10	at New England	14-17	L	68,436

\* Overtime

	TITANS	OPP
<b>Total First Downs</b>	<b>310</b>	<b>275</b>
Rushing	84	79
Passing	211	167
Penalty	15	29
3rd Down: Made/Att	86/211	51/184
3rd Down Pct.	40.8	27.7
4th Down: Made/Att	6/14	11/18
4th Down Pct.	42.9	61.1
<b>Possession Avg.</b>	<b>32:52</b>	<b>27:08</b>
<b>Total Net Yards</b>	<b>5501</b>	<b>4901</b>
Avg. Per Game	343.8	306.3
Total Plays	1013	926
Avg. Per Play	5.4	5.3
<b>Net Yards Rushing</b>	<b>1623</b>	<b>1295</b>
Avg. Per Game	101.4	80.9
Total Rushes	486	342
Avg. Per Play	3.3	3.8
<b>Net Yards Passing</b>	<b>3878</b>	<b>3606</b>
Avg. Per Game	242.4	225.4
Sacked/Yards Lost	25/153	38/223
Gross Yards	4031	3829
Att./Comp.	502/315	546/332
Completion Pct.	62.7	60.8
Had Intercepted	9	21
<b>Punts/Average</b>	<b>71/43.9</b>	<b>78/42.2</b>
<b>Net Punting Avg.</b>	<b>71/37.8</b>	<b>78/35.9</b>
<b>Penalties/Yards</b>	<b>110/887</b>	<b>96/793</b>
<b>Fumbles/Ball Lost</b>	<b>24/12</b>	<b>21/13</b>
<b>Touchdowns</b>	<b>48</b>	<b>35</b>
Rushing	11	10
Passing	30	20
Returns	7	5

BY PERIODS	1	2	3	4	OT	PTS
Titans	103	120	82	130	0	435
Opponents	52	75	75	122	0	324

SCORING	TD	RU	PA	RT	PAT	FG	S	TP
Anderson	0	0	0	0	42/42	27/31	0	123
Mason	8	0	8	0			0	48
McCareins	8	0	7	1			0	48
George	5	5	0	0			0	30
Calico	4	0	4	0			0	26
McNair	4	4	0	0			0	26
Bennett	4	0	4	0			0	24
Kinney	4	0	3	1			0	24
Holcombe	2	1	1	0			0	14
Henrich	0	0	0	0	1/1	4/5	0	13
Dyson	2	0	0	2			0	12
Wycheck	2	0	2	0			0	12
Boiman	1	0	0	1			1	8
Berlin	1	0	1	0			0	6
Bulluck	1	0	0	1			0	6
Rolle	1	0	0	1			0	6
Volek	1	1	0	0			0	6
Nedney	0	0	0	0	0/1	1/1	0	3
<b>Titans</b>	<b>48</b>	<b>11</b>	<b>30</b>	<b>7</b>	<b>43/44</b>	<b>32/37</b>	<b>1</b>	<b>435</b>
<b>Opponents</b>	<b>35</b>	<b>10</b>	<b>20</b>	<b>5</b>	<b>34/34</b>	<b>26/30</b>	<b>0</b>	<b>324</b>

**2-Pt Conversions:** Calico, McNair, Holcombe, Titans 3-4, Opponents 0-1

RUSHING	No	Yds	Avg	Lg	TD
George	312	1031	3.3	27	5
Brown	56	221	3.9	28	0
Holcombe	63	201	3.2	21	1
McNair	38	138	3.6	23	4

PASSING	Att	Cmp	Pct	Yards	Yds/Att	TD	Int	Lg	Sk/Yds	Rating
McNair	400	250	62.5	3215	8.04	24	7	73	19/108	100.4
Volek	69	44	63.8	545	7.90	4	1	50t	6/45	101.4
O'Donnell	27	18	66.7	232	8.59	2	1	34t	0/0	102.7
Henrich	5	2	40.0	25	5.00	0	0	15	0/0	56.3
Bennett	1	1	100.0	14	14.00	0	0	14	0/0	118.8
<b>Titans</b>	<b>502</b>	<b>315</b>	<b>62.7</b>	<b>4031</b>	<b>8.03</b>	<b>30</b>	<b>9</b>	<b>73</b>	<b>25/153</b>	<b>100.3</b>
<b>Opponents</b>	<b>546</b>	<b>332</b>	<b>60.8</b>	<b>3829</b>	<b>7.01</b>	<b>20</b>	<b>21</b>	<b>86t</b>	<b>38/223</b>	<b>78.2</b>

McCareins	1	13	13.0	13	0
Mason	3	11	3.7	7	0
Calico	1	5	5.0	5	0
Volek	11	4	0.4	5	1
O'Donnell	1	-1	-1.0	-1	0
<b>Titans</b>	<b>486</b>	<b>1623</b>	<b>3.3</b>	<b>28</b>	<b>11</b>
<b>Opponents</b>	<b>342</b>	<b>1295</b>	<b>3.8</b>	<b>42</b>	<b>10</b>

RECEIVING	No	Yds	Avg	Lg	TD
Mason	95	1303	13.7	50t	8
McCareins	47	813	17.3	73	7
Kinney	41	381	9.3	28	3
Bennett	32	504	15.8	48	4
George	22	163	7.4	22	0
Holcombe	19	121	6.4	11	1
Calico	18	297	16.5	45	4
Wycheck	17	165	9.7	25	2
Meier	13	159	12.2	27	0
Brown	8	61	7.6	11	0
Berlin	1	50	50.0	50t	1
McGarrahan	1	10	10.0	10	0
McNair	1	4	4.0	4	0
<b>Titans</b>	<b>315</b>	<b>4031</b>	<b>12.8</b>	<b>73</b>	<b>30</b>
<b>Opponents</b>	<b>332</b>	<b>3829</b>	<b>11.5</b>	<b>86t</b>	<b>20</b>

INTERCEPTIONS	No	Yds	Avg	Lg	TD
Rolle	6	141	23.5	52	0
Dyson	4	62	15.5	51t	2
Boiman	2	70	35.0	60t	1
Calmus	2	26	13.0	15	0
Bulluck	2	9	4.5	9	0
Tank Williams	2	0	0.0	0	0
Woolfolk	1	4	4.0	4	0
Beckham	1	0	0.0	0	0
Kearse	1	0	0.0	0	0
<b>Titans</b>	<b>21</b>	<b>312</b>	<b>14.9</b>	<b>60t</b>	<b>3</b>
<b>Opponents</b>	<b>9</b>	<b>264</b>	<b>29.3</b>	<b>95t</b>	<b>3</b>

PUNTING	No	Yds	Avg	Net	TB	In	Lg	B
Henrich	71	3117	43.9	37.8	8	26	58	0
<b>Titans</b>	<b>71</b>	<b>3117</b>	<b>43.9</b>	<b>37.8</b>	<b>8</b>	<b>26</b>	<b>58</b>	<b>0</b>
<b>Opponents</b>	<b>78</b>	<b>3290</b>	<b>42.2</b>	<b>35.9</b>	<b>3</b>	<b>24</b>	<b>65</b>	<b>0</b>

PUNT RETURNS	No	FC	Yds	Avg	Lg	TD
McCareins	29	17	330	11.4	58t	1
Mason	8	5	99	12.4	21	0
<b>Titans</b>	<b>37</b>	<b>22</b>	<b>429</b>	<b>11.6</b>	<b>58t</b>	<b>1</b>
<b>Opponents</b>	<b>30</b>	<b>13</b>	<b>276</b>	<b>9.2</b>	<b>59t</b>	<b>1</b>

KICKOFF RETURNS	No	Yds	Avg	Lg	TD
Schifino	35	703	20.1	39	0
McCareins	13	256	19.7	25	0
Mason	5	106	21.2	34	0
Jackson	3	77	25.7	31	0
Berlin	4	73	18.3	25	0
Holcombe	4	38	9.5	20	0
Kinney	3	37	12.3	17	0
Meier	1	9	9.0	9	0
<b>Titans</b>	<b>68</b>	<b>1299</b>	<b>19.1</b>	<b>39</b>	<b>0</b>
<b>Opponents</b>	<b>81</b>	<b>1521</b>	<b>18.8</b>	<b>71</b>	<b>0</b>

FIELD GOALS	1-19	20-29	30-39	40-49	50+
Anderson	0/0	5/5	12/12	10/14	0/0
Henrich	0/0	0/0	2/2	2/2	0/1
Nedney	0/0	0/0	0/0	0/0	1/1
<b>Titans</b>	<b>0/0</b>	<b>5/5</b>	<b>14/14</b>	<b>12/16</b>	<b>1/2</b>
<b>Opponents</b>	<b>0/0</b>	<b>11/11</b>	<b>6/9</b>	<b>8/9</b>	<b>1/1</b>

**Anderson:** ( ) ( ) (22G, 43G) ( ) (43G, 46N, 33G, 37G, 41G) (33G) (40G, 32G, 34G) (43G, 43G, 33G) (35G) (33G, 48N) (44N, 22G) (35G) (40G, 40G) (29G, 39G, 41N) (41G, 26G) (37G, 33G, 43G, 23G)  
**Henrich:** (49G, 34G, 33G) ( ) ( ) ( ) (48G) ( ) ( ) ( ) ( ) ( ) (52N) ( ) ( ) ( ) ( )  
**Nedney:** (50G) ( ) ( ) ( ) ( ) ( ) ( ) ( ) ( ) ( ) ( ) ( ) ( ) ( )  
**Opponents:** (47G, 47G) (29G, 41G, 23G, 48G) (31G) (26G, 23G, 30N) (34N, 39N, 48G) (29G) (53G) (49G) ( ) (44N, 39G) (40G) (27G) (21G, 35G, 36G, 23G, 26G) (27G, 32G) (49G) (27G, 33G)

**SACKS**  
 Kearse 9.5, Carter 5.5, Smith 4.5, Thomas 4.0, Bulluck 3.0, Hall 3.0, Haynesworth 2.5, Boiman 1.5, Calmus 1.0, Long 1.0, McGarrahan 1.0, Schulters 1.0, Tank Williams 0.5.  
**Titans 38.0, Opponents 25.0**

**TACKLES (Solo-Assists-Total)**  
 Bulluck (110-61-171), Sirmon (76-65-141), Schulters (68-21-89), Tank Williams (58-23-81), Carter (49-30-79), Smith (36-37-73), Kearse (40-27-67), Hall (42-24-66), Dyson (54-10-64), Calmus (34-27-61), Boiman (26-29-55), Haynesworth (25-24-49), Kassell

(23-18-41), Rolle (23-6-29), McGarrahan (20-7-27), Thomas (16-11-27), Atkins (11-9-20), Woolfolk (15-4-19), Beckham (16-1-17), Thompson (5-2-7), Echols (3-1-4), Long (2-0-2), Wells (1-0-1), Kramer (0-0-0), Nickey (0-0-0)  
**Team Totals: 753-437-1,190**

### USUAL STARTING LINEUP

OFFENSE
<b>WR</b> Derrick Mason (85)
<b>TE</b> Erron Kinney (88)
<b>LT</b> Brad Hopkins (72)
<b>LG</b> Zach Piller (69)
<b>C</b> Justin Hartwig (77)
<b>RG</b> Benji Olson (75)
<b>RT</b> Fred Miller (71)
<b>TE</b> Frank Wycheck (89)
<b>WR</b> Drew Bennett (83)
<b>WR</b> Justin McCareins (86)
<b>QB</b> Steve McNair (9)
<b>RB</b> Eddie George (27)

DEFENSE
<b>LE</b> Kevin Carter (93)
<b>LT</b> Robaire Smith (98)
<b>RT</b> Albert Haynesworth (92)
<b>RE</b> Jevon Kearse (90)
<b>LLB</b> Peter Sirmon (59)
<b>MLB</b> Rocky Calmus (54)
<b>RLB</b> Keith Bulluck (53)
<b>LCB</b> Andre Dyson (22)
<b>RCB</b> Samari Rolle (21)
<b>SS</b> Tank Williams (25)
<b>FS</b> Lance Schulters (31)

SPECIALISTS
<b>K</b> Gary Anderson (1)
<b>P</b> Craig Hentrich (15)

**NFL Co-MVP:** Steve McNair  
**Pro Bowl**  
**All-Pro**

**GM:** Floyd Reese; **Head Coach:** Jeff Fisher  
**Asst. Coaches:** Mike Heimerdinger (off. coord.), Jim Schwartz (def. coord.), George Henshaw (asst. head coach/off.), Gunther Cunningham (asst. head coach defense/LB), Chuck Cecil (def. asst.), Ned James (off. asst.), Craig Johnson (QB), Alan Lowry (ST), Mike Munchak (OL), Sherman Smith (RB), Steve Walters (WR), Jim Washburn (DL), Steve Watterson (strength & rehab.), Everett Withers (DB)

### AMERICAN FOOTBALL CONFERENCE STANDINGS

AFC EAST	W	L	T	Pct
New England	14	2	0	.875
Miami	10	6	0	.625
Buffalo	6	10	0	.375
N.Y. Jets	6	10	0	.375
<b>AFC NORTH</b>	<b>W</b>	<b>L</b>	<b>T</b>	<b>Pct</b>
Baltimore	10	6	0	.625
Cincinnati	8	8	0	.500
Pittsburgh	6	10	0	.375
Cleveland	5	11	0	.312
<b>AFC SOUTH</b>	<b>W</b>	<b>L</b>	<b>T</b>	<b>Pct</b>
Indianapolis	12	4	0	.750
* Tennessee	12	4	0	.750
Jacksonville	5	11	0	.312
Houston	5	11	0	.312
<b>AFC WEST</b>	<b>W</b>	<b>L</b>	<b>T</b>	<b>Pct</b>
Kansas City	13	3	0	.812
* Denver	10	6	0	.625
Oakland	4	12	0	.250
San Diego	4	12	0	.250

### NATIONAL FOOTBALL CONFERENCE STANDINGS

NFC EAST	W	L	T	Pct
Philadelphia	12	4	0	.750
* Dallas	10	6	0	.625
Washington	5	11	0	.312
N.Y. Giants	4	12	0	.250
<b>NFC NORTH</b>	<b>W</b>	<b>L</b>	<b>T</b>	<b>Pct</b>
Green Bay	10			



# 2002 SEASON (II-5 REGULAR SEASON, I-1 PLAYOFFS) • 1ST PLACE AFC SOUTH

DATE	OPPONENT	SCORE	W/L	ATT
Sep. 8	PHILADELPHIA	27-24	W	68,804
Sep. 15	at Dallas	13-21	L	62,527
Sep. 22	CLEVELAND	28-31*	L	68,804
Sep. 29	at Oakland	25-52	L	58,719
Oct. 6	WASHINGTON	14-31	L	68,804
Oct. 13	JACKSONVILLE	23-14	W	68,804
Oct. 20	BYE			
Oct. 27	at Cincinnati	30-24	W	52,822
Nov. 3	at Indianapolis	23-15	W	56,752
Nov. 10	HOUSTON	17-10	W	68,804
Nov. 17	PITTSBURGH	31-23	W	68,804
Nov. 24	at Baltimore	12-13	L	69,365
Dec. 1	at N.Y. Giants	32-29*	W	78,640
Dec. 8	INDIANAPOLIS	27-17	W	68,804
Dec. 16	NEW ENGLAND	24-7	W	68,809
Dec. 22	at Jacksonville	28-10	W	51,033
Dec. 29	at Houston	13-3	W	70,694
Jan. 11	PITTSBURGH	34-31*	W	68,809
Jan. 19	at Oakland	24-41	L	62,544

\* Overtime

	TITANS	OPP
<b>Total First Downs</b>	<b>312</b>	<b>297</b>
Rushing	112	75
Passing	182	197
Penalty	18	25
3rd Down: Made/Att	94/216	76/202
3rd Down Pct.	43.5	37.6
4th Down: Made/Att	9/16	9/18
4th Down Pct.	56.3	50.0
<b>Possession Avg.</b>	<b>32:47</b>	<b>27:13</b>
<b>Total Net Yards</b>	<b>5272</b>	<b>4964</b>
Avg. Per Game	329.5	310.3
Total Plays	1032	974
Avg. Per Play	5.1	5.1
<b>Net Yards Rushing</b>	<b>1952</b>	<b>1424</b>
Avg. Per Game	122.0	89.0
Total Rushes	511	372
Avg. Per Play	3.8	3.8
<b>Net Yards Passing</b>	<b>3320</b>	<b>3540</b>
Avg. Per Game	207.5	221.3
Sacked/Yards Lost	21/121	40/213
Gross Yards	3441	3753
Att./Comp.	500/306	562/339
Completion Pct.	61.2	60.3
Had Intercepted	15	18
<b>Punts/Average</b>	<b>66/41.3</b>	<b>77/41.6</b>
<b>Net Punting Avg.</b>	<b>66/33.9</b>	<b>77/36.2</b>
<b>Penalties/Yards</b>	<b>112/891</b>	<b>99/853</b>
<b>Fumbles/Ball Lost</b>	<b>20/10</b>	<b>22/11</b>
<b>Touchdowns</b>	<b>42</b>	<b>40</b>
Rushing	16	7
Passing	22	27
Returns	4	6

BY PERIODS	1	2	3	4	OT	PTS
Titans	76	127	67	94	3	367
Opponents	72	71	68	110	3	324

SCORING	TD	RU	PA	RT	PAT	FG	S	TP
Nedney	0	0	0	0	36/36	25/31	0	111
George	14	12	2	0	0	0	0	86
Mason	5	0	5	0	0	0	0	30
K. Dyson	4	0	4	0	0	0	0	24
Simon	4	1	3	0	0	0	0	24
McNair	3	3	0	0	0	0	0	20
Bennett	2	0	2	0	0	0	0	12
McCareins	2	0	2	0	0	0	0	12
Wycheck	2	0	2	0	0	0	0	12
Bulluck	1	0	0	1	0	0	0	6
Coady	1	0	0	1	0	0	0	6
A. Dyson	1	0	0	1	0	0	0	6
Green	1	0	1	0	0	0	0	6
Meier	1	0	1	0	0	0	0	6
Simon	1	0	0	1	0	0	0	6
<b>Titans</b>	<b>42</b>	<b>16</b>	<b>22</b>	<b>4</b>	<b>36/36</b>	<b>25/31</b>	<b>0</b>	<b>367</b>
<b>Opponents</b>	<b>40</b>	<b>7</b>	<b>27</b>	<b>6</b>	<b>36/36</b>	<b>14/21</b>	<b>0</b>	<b>324</b>

2-Pt Conversions: George, McNair, Titans 2-6, Opponents 3-4

RUSHING	No	Yds	Avg	Lg	TD
George	343	1165	3.4	35	12
McNair	82	440	5.4	26	3
Holcombe	47	242	5.1	39	0
Green	21	71	3.4	12	0
McCareins	2	18	9.0	16	0
Simon	9	18	2.0	13	1
Hentrich	1	5	5.0	5	0

PASSING	Att	Cmp	Pct	Yards	Yds/Att	TD	Int	Lg	Sk/Yds	Rating
McNair	492	301	61.2	3387	6.88	22	15	55	21/121	84.0
O'Donnell	5	3	60.0	24	4.80	0	0	0	0/0	72.1
Wycheck	2	1	50.0	13	6.50	0	0	13	0/0	70.8
Hentrich	1	1	100.0	17	17.0	0	0	17	0/0	118.8
<b>Titans</b>	<b>500</b>	<b>306</b>	<b>61.2</b>	<b>3441</b>	<b>6.88</b>	<b>22</b>	<b>15</b>	<b>55</b>	<b>21/121</b>	<b>83.9</b>
<b>Opponents</b>	<b>562</b>	<b>339</b>	<b>60.3</b>	<b>3753</b>	<b>6.68</b>	<b>27</b>	<b>18</b>	<b>75</b>	<b>40/213</b>	<b>82.8</b>

Comella	1	0	0.0	0	0
O'Donnell	3	-3	-1.0	-1	0
K. Dyson	2	-4	-2.0	5	0
<b>Titans</b>	<b>511</b>	<b>1952</b>	<b>3.8</b>	<b>39</b>	<b>16</b>
<b>Opponents</b>	<b>372</b>	<b>1424</b>	<b>3.8</b>	<b>42</b>	<b>7</b>

RECEIVING	No	Yds	Avg	Lg	TD
Mason	79	1012	12.8	40	5
K. Dyson	41	460	11.2	40	4
Wycheck	40	346	8.7	19	2
George	36	255	7.1	14t	2
Bennett	33	478	14.5	53	2
McCareins	19	301	15.8	55	2
Simon	16	167	10.4	42t	3
Kinney	13	173	13.3	31	0
Holcombe	10	91	9.1	18	0
Comella	10	70	7.0	17	0
Green	7	57	8.1	21	1
Meier	1	17	17.0	17t	1
Berlin	1	14	14.0	14	0
<b>Titans</b>	<b>306</b>	<b>3441</b>	<b>11.2</b>	<b>55</b>	<b>22</b>
<b>Opponents</b>	<b>339</b>	<b>3753</b>	<b>11.1</b>	<b>75</b>	<b>27</b>

INTERCEPTIONS	No	Yds	Avg	Lg	TD
Schulters	6	56	9.3	28	0
Simon	3	88	29.3	32t	1
A. Dyson	3	27	9.0	16t	1
Rolle	2	0	0.0	0	0
Coady	1	24	24.0	24t	1
Bulluck	1	5	5.0	5	0
Williams	1	0	0.0	0	0
Mitchell	1	-2	-2.0	-2	0
<b>Titans</b>	<b>18</b>	<b>198</b>	<b>11.0</b>	<b>32t</b>	<b>3</b>
<b>Opponents</b>	<b>15</b>	<b>179</b>	<b>11.9</b>	<b>82t</b>	<b>2</b>

PUNTING	No	Yds	Avg	Net	TB	In	Lg	B
Hentrich	65	2725	41.9	33.9	5	28	56	1
<b>Titans</b>	<b>66</b>	<b>2725</b>	<b>41.3</b>	<b>33.9</b>	<b>5</b>	<b>28</b>	<b>56</b>	<b>1</b>
<b>Opponents</b>	<b>77</b>	<b>3202</b>	<b>41.6</b>	<b>36.2</b>	<b>10</b>	<b>22</b>	<b>61</b>	<b>1</b>

PUNT RETURNS	No	FC	Yds	Avg	Lg	TD
Simon	13	6	113	8.7	30	0
Mason	9	12	60	6.7	21	0
McCareins	6	4	44	7.3	16	0
<b>Titans</b>	<b>28</b>	<b>22</b>	<b>217</b>	<b>7.8</b>	<b>30</b>	<b>0</b>
<b>Opponents</b>	<b>28</b>	<b>19</b>	<b>390</b>	<b>13.9</b>	<b>83t</b>	<b>3</b>

KICKOFF RETURNS	No	Yds	Avg	Lg	TD
Simon	20	371	18.6	29	0
Berlin	13	260	20.0	32	0
McCareins	13	300	23.1	48	0
Kinney	3	41	13.7	25	0
Green	1	10	10.0	10	0
<b>Titans</b>	<b>50</b>	<b>982</b>	<b>19.6</b>	<b>48</b>	<b>0</b>
<b>Opponents</b>	<b>74</b>	<b>1482</b>	<b>20.0</b>	<b>54</b>	<b>0</b>

FIELD GOALS	1-19	20-29	30-39	40-49	50+
Nedney	0/0	9/9	10/12	5/8	1/2
<b>Titans</b>	<b>0/0</b>	<b>9/9</b>	<b>10/12</b>	<b>5/8</b>	<b>1/2</b>
<b>Opponents</b>	<b>1/2</b>	<b>3/3</b>	<b>5/7</b>	<b>4/6</b>	<b>1/3</b>

**Nedney:** (33G, 47G) (37G, 53G) ( ) ( ) ( ) (40G, 26G, 33G, 32N) (33G, 28G, 46G) (28G, 34G, 39G) (49N, 24G) (39N, 43G) (32G, 37G, 40G, 21G) (54N, 38G) (35G, 29G) (45N, 28G) (46N) (28G, 26G)

**Opponents:** (30G) ( ) (52N, 33G) (28G) (31G) ( ) (44G) (46N) (51G) (31N, 37N) (26G, 43G) (38G, 36G, 19G) (44G, 44N) ( ) (24G) (50N, 19N, 42G)

**SACKS**  
Carter 10.0, C. Hall 8.0, Ford 3.5, Smith 2.5, Kearse 2.0, Schulters 2.0, Simon 2.0, Thornton 2.0, Williams 2.0, Bulluck 1.0, A. Dyson 1.0, Godfrey 1.0, Haynesworth 1.0, J. Thomas 1.0  
**Titans 40.0, Opponents 21.0**

**TACKLES (Solo-Assists-Total)**  
Bulluck (116-64-180), Simon (83-47-130), Schulters (75-19-94), Smith (41-32-73), Carter (42-29-71), Hall (43-27-70), Williams (55-14-69), A. Dyson (54-7-61), Haynesworth (31-24-55), Mitchell (40-11-51), Ford (24-21-45), Rolle (37-7-44), Godfrey (27-17-44), Thornton (21-23-44), Chamberlin (14-13-27), Echols (13-6-19), Thomas (11-5-16), Calmus (9-4-13), Aldridge (8-5-13), Coady (10-2-12), Kearse (6-5-11), Morris (7-2-9), Boiman (1-5-6), Beckham (1-0-1), Kassell (0-1-1)  
**Team Totals: 769-390-1159**

### USUAL STARTING LINEUP

#### OFFENSE

WR	Derrick Mason (85)
TE/FB	Erron Kinney (88)/Greg Comella (33)
LT	Brad Hopkins (72)
LG	Zach Piller (69)
C	Gennaro DiNapoli (64)
RG	Benji Olson (75)
RT	Fred Miller (71)
TE	Frank Wycheck (89)
WR	Kevin Dyson (87)
QB	Steve McNair (9)
RB	Eddie George (27)

#### DEFENSE

LE	Kevin Carter (93)
LT	John Thornton (78)
RT	Henry Ford (92)
RE	Carlos Hall (97)
LLB	Peter Sirmon (59)
MLB	Randall Godfrey (56)
RLB	Keith Bulluck (53)
LCB	Andre Dyson (22)
RCB	Samari Rolle (21)
SS	Tank Williams (25)
FS	Lance Schulters (31)

#### SPECIALISTS

K	Joe Nedney (6)
P	Craig Hentrich (15)

#### Pro Bowl

All-Pro

GM: Floyd Reese; Head Coach: Jeff Fisher

Asst. Coaches: Mike Heimerdinger (off. coord.), Jim Schwartz (def. coord.), George Henshaw (asst. head coach/off.), Gunther Cunningham (asst. head coach defense/LB), Chuck Cecil (def. asst.), Ned James (off. asst.), Craig Johnson (QB), Alan Lowry (ST), Mike Munchak (OL), Sherman Smith (RB), Steve Walters (WR), Jim Washburn (DL), Steve Watterson (strength & rehab.), Everett Withers (DB)

### AMERICAN FOOTBALL CONFERENCE STANDINGS

AFC EAST	W	L	T	Pct
N.Y. Jets	9	7	0	.562
New England	9	7	0	.562
Miami	9	7	0	.562
Buffalo	8	8	0	.500
AFC NORTH	W	L	T	Pct
Pittsburgh	10	5	1	.656
* Cleveland	9	7	0	.562
Baltimore	7	9	0	.438
Cincinnati	2	14	0	.125
AFC SOUTH	W	L	T	Pct
<b>Tennessee</b>	<b>11</b>	<b>5</b>	<b>0</b>	<b>.688</b>
* Indianapolis	10	6	0	.625
Jacksonville	6			

## 2001 SEASON (7-9 REGULAR SEASON, 0-0 PLAYOFFS) • 3RD PLACE AFC CENTRAL (TIED)

DATE	OPPONENT	SCORE	W/L	ATT
Sep. 9	MIAMI	23-31	L	68,798
Sep. 23	at Jacksonville	6-13	L	65,994
Sep. 30	BYE			
Oct. 7	at Baltimore	7-26	L	69,494
Oct. 14	TAMPA BAY	31-28*	W	68,798
Oct. 21	at Detroit	27-24	W	76,940
Oct. 29	at Pittsburgh	7-34	L	63,763
Nov. 4	JACKSONVILLE	28-24	W	68,798
Nov. 12	BALTIMORE	10-16	L	68,798
Nov. 18	at Cincinnati	20-7	W	63,865
Nov. 25	PITTSBURGH	24-34	L	68,801
Dec. 2	at Cleveland	31-15	W	72,818
Dec. 9	at Minnesota	24-42	L	64,271
Dec.16	GREEN BAY	26-20	W	68,804
Dec. 22	at Oakland	13-10	W	61,934
Dec. 30	CLEVELAND	38-41	L	68,798
Jan. 6	CINCINNATI	21-23	L	68,798

\* Overtime

	TITANS	OPP
<b>Total First Downs</b>	<b>288</b>	<b>300</b>
Rushing	87	79
Passing	179	192
Penalty	22	29
3rd Down: Made/Att	98/233	74/212
3rd Down Pct.	42.1	34.9
4th Down: Made/Att	2/15	7/14
4th Down Pct.	13.3	50.0
<b>Possession Avg.</b>	<b>31:29</b>	<b>28:31</b>
<b>Total Net Yards</b>	<b>5352</b>	<b>5515</b>
Avg. Per Game	334.5	344.7
Total Plays	1026	996
Avg. Per Play	5.2	5.5
<b>Net Yards Rushing</b>	<b>1794</b>	<b>1431</b>
Avg. Per Game	112.1	89.4
Total Rushes	468	405
Avg. Per Play	3.8	3.5
<b>Net Yards Passing</b>	<b>3558</b>	<b>4084</b>
Avg. Per Game	222.4	255.3
Sacked/Yards Lost	43/309	32/175
Gross Yards	3867	4259
Att./Comp.	515/307	559/328
Completion Pct.	59.6	58.7
Had Intercepted	17	13
<b>Punts/Average</b>	<b>85/42.0</b>	<b>82/41.3</b>
<b>Net Punting Avg.</b>	<b>85/37.0</b>	<b>82/35.7</b>
<b>Penalties/Yards</b>	<b>119/1025</b>	<b>88/832</b>
<b>Fumbles/Ball Lost</b>	<b>18/11</b>	<b>21/11</b>
<b>Touchdowns</b>	<b>39</b>	<b>46</b>
Rushing	12	17
Passing	23	27
Returns	4	2

BY PERIODS	1	2	3	4	OT	PTS
<b>Titans</b>	<b>84</b>	<b>73</b>	<b>90</b>	<b>86</b>	<b>3</b>	<b>336</b>
<b>Opponents</b>	<b>61</b>	<b>127</b>	<b>74</b>	<b>126</b>	<b>0</b>	<b>388</b>

SCORING	TD	RU	PA	RT	PAT	FG	S	TP
Nedney	0	0	0	0	34/35	20/28	0	94
Mason	10	0	9	1			0	62
K.Dyson	7	0	7	0			0	44
George	5	5	0	0			0	30
McNair	5	5	0	0			0	30
Wycheck	4	0	4	0			0	24
Green	2	1	1	0			0	12
Mitchell	2	0	0	2			0	12
Bennett	1	0	1	0			0	8
Hicks	1	1	0	0			0	6
Kinney	1	0	1	0			0	6
Myers	1	0	0	1			0	6
Fisk	0	0	0	0			1	2
<b>Titans</b>	<b>38</b>	<b>12</b>	<b>23</b>	<b>4</b>	<b>34/35</b>	<b>20/28</b>	<b>1</b>	<b>336</b>
<b>Opponents</b>	<b>46</b>	<b>17</b>	<b>27</b>	<b>2</b>	<b>44/44</b>	<b>22/29</b>	<b>0</b>	<b>388</b>

**2-Pt Conversions:** Mason, K. Dyson, Bennett, Titans 3-4, Opponents 1-2

RUSHING	No	Yds	Avg	Lg	TD
George	315	939	3.0	27	5
McNair	75	414	5.5	24	5
Hicks	56	341	6.1	51	1
Green	15	71	4.7	21	1
O'Donnell	6	28	4.7	15	0
Wycheck	1	1	1.0	1	0
<b>Titans</b>	<b>468</b>	<b>1794</b>	<b>3.8</b>	<b>51</b>	<b>12</b>
<b>Opponents</b>	<b>405</b>	<b>1431</b>	<b>3.5</b>	<b>48t</b>	<b>17</b>

PASSING	Att	Cmp	Pct	Yards	Yds/Att	TD	Int	Lg	Sk/Yds	Rating
McNair	431	264	61.3	3350	7.77	21	12	71t	37/251	90.2
O'Donnell	76	42	55.3	496	6.53	2	2	35t	6/58	73.1
Volek	3	0	0.0	0	0.00	0	0	0	0/0	39.6
Green	2	0	0.0	0	0.00	0	2	0	0/0	0.0
Hentrich	2	0	0.0	0	0.00	0	1	0	0/0	0
Wycheck	1	1	100.0	21	21.00	0	0	21	0/0	118.8
<b>Titans</b>	<b>515</b>	<b>307</b>	<b>59.6</b>	<b>3867</b>	<b>7.51</b>	<b>23</b>	<b>17</b>	<b>71t</b>	<b>43/309</b>	<b>84.2</b>
<b>Opponents</b>	<b>559</b>	<b>328</b>	<b>58.7</b>	<b>4259</b>	<b>7.62</b>	<b>27</b>	<b>13</b>	<b>78</b>	<b>32/175</b>	<b>89.1</b>

RECEIVING	No	Yds	Avg	Lg	TD
Mason	73	1128	15.5	71t	9
Wycheck	60	672	11.2	30	4
K.Dyson	54	825	15.3	68t	7
George	37	279	7.5	25	0
Kinney	25	263	10.5	24	1
Bennett	24	329	13.7	50	1
Green	12	64	5.3	10	1
Sanders	5	74	14.8	22	0
Hicks	5	22	4.4	9	0
McCareins	3	88	29.3	36	0
Meier	3	31	10.3	18	0
Natkin	2	42	21.0	27	0
Berlin	2	28	14.0	19	0
Coleman	1	19	19.0	19	0
Ours	1	3	3.0	3	0
<b>Titans</b>	<b>307</b>	<b>3867</b>	<b>12.6</b>	<b>71t</b>	<b>23</b>
<b>Opponents</b>	<b>328</b>	<b>4259</b>	<b>13.0</b>	<b>78</b>	<b>27</b>

INTERCEPTIONS	No	Yds	Avg	Lg	TD
A. Dyson	3	36	12.0	36	0
Rolle	3	3	1.0	3	0
Bulluck	2	21	10.5	21	0
Robinson	2	13	6.5	13	0
Godfrey	1	5	5.0	5	0
Booker	1	0	0.0	0	0
Favors	1	0	0.0	0	0
<b>Titans</b>	<b>13</b>	<b>78</b>	<b>6.0</b>	<b>36</b>	<b>0</b>
<b>Opponents</b>	<b>17</b>	<b>163</b>	<b>9.6</b>	<b>45t</b>	<b>2</b>

PUNTING	No	Yds	Avg	Net	TB	In	Lg	B
Hentrich	85	3567	42.0	37.0	8	28	70	0
<b>Titans</b>	<b>85</b>	<b>3567</b>	<b>42.0</b>	<b>37.0</b>	<b>8</b>	<b>28</b>	<b>70</b>	<b>0</b>
<b>Opponents</b>	<b>82</b>	<b>3388</b>	<b>41.3</b>	<b>35.7</b>	<b>9</b>	<b>25</b>	<b>58</b>	<b>1</b>

PUNT RETURNS	No	FC	Yds	Avg	Lg	TD
Mason	20	19	128	6.4	20	0
J.Walker	14	4	125	8.9	36	0
McCareins	2	0	29	14.5	18	0
<b>Titans</b>	<b>36</b>	<b>23</b>	<b>282</b>	<b>7.8</b>	<b>36</b>	<b>0</b>
<b>Opponents</b>	<b>36</b>	<b>20</b>	<b>264</b>	<b>7.3</b>	<b>31</b>	<b>0</b>

KICKOFF RETURNS	No	Yds	Avg	Lg	TD
Mason	34	748	22.0	101t	1
Berlin	13	253	19.5	32	0
Coleman	11	251	22.8	34	0
McCareins	4	70	17.5	21	0
J. Walker	3	33	11.0	19	0
Green	2	20	10.0	12	0
Bennett	1	11	11.0	11	0
Kinney	1	13	13.0	13	0
Long	1	10	10.0	10	0
Rolle	1	3	3.0	3	0
<b>Titans</b>	<b>71</b>	<b>1413</b>	<b>19.9</b>	<b>101t</b>	<b>1</b>
<b>Opponents</b>	<b>57</b>	<b>1418</b>	<b>24.9</b>	<b>81</b>	<b>0</b>

FIELD GOALS	1-19	20-29	30-39	40-49	50+
Nedney	0/0	6/6	5/5	8/15	1/2
<b>Titans</b>	<b>0/0</b>	<b>6/6</b>	<b>5/5</b>	<b>8/15</b>	<b>1/2</b>
<b>Opponents</b>	<b>0/0</b>	<b>4/4</b>	<b>15/17</b>	<b>2/7</b>	<b>1/1</b>

**Nedney:** (51G) (47N, 22G, 43G) (46N) (44G, 45G, 47N, 49G) (38G, 4G, 30G, 46G) (48N) (51N, 46G) (48N, 27G) (41G, 37G) (49G) (29G) (37G) (44N, 24G) (22G, 21G) (31G) ()

**Opponents:** (37G) (35G, 37N, 39G) (26G, 25G) () (40B, 23G) (48N, 42G, 27G) (38G) (31G, 33G, 30G) () (39G, 47N, 37G) () (33G, 54G) (40N, 35G, 33N, 42N) (30G, 44G) (30G, 33G, 34G)

**SACKS**  
 Kearse 10.0, Evans 5.5, Fisk 2.5, Carter 2.0, Rolle 2.0, Smith 2.0, Favors 1.5, Morris 1.5, Bulluck 1.0, Chamberlin 1.0, Ford 1.0, Godfrey 1.0, Robinson 1.0  
**Titans 32.0, Opponents 43.0**

**TACKLES (Solo-Assists-Total)**  
 Godfrey (79-32-111), Robinson (58-43-101) Phenix (63-24-87), Evans (53-24-77), Fisk (38-30-68), Kearse (39-25-64), Bulluck (35-29-64), Carter (39-22-61), Favors (34-27-61), A. Dyson (52-6-58), Rolle (52-4-56), Morris (34-12-46), Ford (24-20-44), Jenkins (12-3-15), Porter (26-5-31), Bishop (22-5-27), Mitchell (22-3-25), Salave'a (6-12-18), J. Walker (8-9-17), Smith (8-8-16), Chamberlin (12-3-15), Booker (6-2-8), Myers (2-2-4), Thomas (2-1-3), Green (1-0-1)  
**Team Totals: 751-352-1103**

### USUAL STARTING LINEUP

**OFFENSE**  
 WR Derrick Mason (85)  
 TE/FB Erron Kinney (88)  
 LT Brad Hopkins (72)  
 LG Zach Piller (69)  
**C Bruce Matthews (74)**  
 RG Benji Olson (75)  
 RT Fred Miller (71)  
 TE Frank Wycheck (89)  
 WR Kevin Dyson (87)  
 QB Steve McNair (9)  
 RB Eddie George (27)

**DEFENSE**  
 LE Kevin Carter (93)  
 LT Josh Evans (91)  
 RT Jason Fisk (97)  
**RE Jevon Kearse (90)**  
 LLB Greg Favors (51)  
 MLB Randall Godfrey (56)  
 RLB Eddie Robinson (55)  
 LCB Andre Dyson (22)  
 RCB Samari Rolle (21)  
 SS Aric Morris (28)  
 FS Perry Phenix (35)

**SPECIALISTS**  
 K Joe Nedney (6)  
 P Craig Hentrich (15)

**Pro Bowl**  
 All-Pro

**GM:** Floyd Reese; **Head Coach:** Jeff Fisher  
**Asst. Coaches:** Mike Heimerdinger (off. coord.), Jim Schwartz (def. coord.), George Henshaw (asst. head coach/off.), Gunther Cunningham (asst. head coach defense/LB), Chuck Cecil (def. asst.), Craig Johnson (off. asst.), Alan Lowry (ST), Mike Munchak (OL), Sherman Smith (RB), Steve Walters (WR), Jim Washburn (DL), Steve Watterson (strength & rehab.), Everett Withers (DB)

### AMERICAN FOOTBALL CONFERENCE STANDINGS

AFC EAST	W	L	T	Pct
New England	11	5	0	.688
* Miami	11	5	0	.688
* N.Y. Jets	10	6	0	.625
Indianapolis	6	10	0	.375
Buffalo	3	13	0	.188
<b>AFC CENTRAL</b>	<b>W</b>	<b>L</b>	<b>T</b>	<b>Pct</b>
Pittsburgh	13	3	0	.812
* Baltimore	10	6	0	.625
Cleveland	7	9	0	.438
<b>Tennessee</b>	<b>7</b>	<b>9</b>	<b>0</b>	<b>.438</b>
Jacksonville	6	10	0	.375
Cincinnati	6	10	0	.375
<b>AFC WEST</b>	<b>W</b>	<b>L</b>	<b>T</b>	<b>Pct</b>
Oakland	10	6	0	.625
Seattle	9	7	0	.562
Denver	8	8	0	.500
Kansas City	6	10	0	.375
San Diego	5	11	0	.312

### NATIONAL FOOTBALL CONFERENCE STANDINGS

NFC EAST	W	L	T	Pct
Philadelphia	11	5	0	.688
Washington	8	8	0	.500
N.Y. Giants	7	9	0	.438
Arizona	7	9	0	.438
Dallas	5	11	0	.312
<b>NFC CENTRAL</b>	<b>W</b>	<b>L</b>	<b>T</b>	<b>Pct</b>
Chicago	13	3	0	.812
* Green Bay	12	4	0	.750
* Tampa Bay	9	7	0	.562
Minnesota	5	11	0	.312
Detroit	2	14	0	.125
<b>NFC WEST</b>	<b>W</b>	<b>L</b>	<b>T</b>	<b>Pct</b>
St. Louis	14	2	0	.875
* San Francisco	12	4	0	.750
New Orleans	7	9	0	.438
Atlanta	7	9	0	.438
Carolina	1	15	0	.062

\* Wild Card for Playoffs



# 2000 SEASON (13-3 REGULAR SEASON, 0-1 PLAYOFFS) · 1ST PLACE AFC CENTRAL

DATE	OPPONENT	SCORE	W/L	ATT
Sep. 3	at Buffalo	13-16	L	77,492
Sep. 10	KANSAS CITY	17-14*	W	68,203
Sep. 17	BYE			
Sep. 24	at Pittsburgh	23-20	W	51,769
Oct. 1	NY GIANTS	28-14	W	68,341
Oct. 8	at Cincinnati	23-14	W	63,406
Oct. 16	JACKSONVILLE	27-13	W	68,498
Oct. 22	at Baltimore	14-6	W	69,200
Oct. 30	at Washington	27-21	W	83,472
Nov. 5	PITTSBURGH	9-7	W	68,498
Nov. 12	BALTIMORE	23-24	L	68,490
Nov. 19	CLEVELAND	24-10	W	68,498
Nov. 26	at Jacksonville	13-16	L	65,454
Dec. 3	at Philadelphia	15-13	W	65,639
Dec. 10	CINCINNATI	35-3	W	68,498
Dec. 17	at Cleveland	24-0	W	72,318
Dec. 25	DALLAS	31-0	W	68,498
Jan. 7	BALTIMORE	10-24	L	68,527

	TITANS	OPP
<b>Total First Downs</b>	<b>299</b>	<b>215</b>
Rushing	107	62
Passing	167	134
Penalty	25	19
<b>3rd Down: Made/Att</b>	<b>97/228</b>	<b>68/221</b>
3rd Down Pct.	42.5	30.8
4th Down: Made/Att	4/11	1/12
4th Down Pct.	36.4	8.3
<b>Possession Avg.</b>	<b>33:48</b>	<b>26:12</b>
<b>Total Net Yards</b>	<b>5350</b>	<b>3814</b>
Avg. Per Game	334.4	238.4
Total Plays	1036	908
Avg. Per Play	5.2	4.2
<b>Net Yards Rushing</b>	<b>2085</b>	<b>1390</b>
Avg. Per Game	130.3	86.9
Total Rushes	546	387
<b>Net Yards Passing</b>	<b>3265</b>	<b>2424</b>
Avg. Per Game	204.1	151.5
Sacked/Yards Lost	28/165	55/337
Gross Yards	3430	2761
Att./Comp.	462/286	466/242
Completion Pct.	61.9	51.9
Had Intercepted	16	17
<b>Punts/Average</b>	<b>76/40.8</b>	<b>105/42.7</b>
<b>Net Punting Avg.</b>	<b>76/36.3</b>	<b>105/35.0</b>
<b>Penalties/Yards</b>	<b>107/870</b>	<b>97/778</b>
<b>Fumbles/Ball Lost</b>	<b>24/14</b>	<b>39/13</b>
<b>Touchdowns</b>	<b>38</b>	<b>20</b>
Rushing	14	7
Passing	18	10
Returns	6	3

BY PERIODS	1	2	3	4	OT	PTS
<b>Titans</b>	<b>65</b>	<b>111</b>	<b>75</b>	<b>92</b>	<b>3</b>	<b>346</b>
<b>Opponents</b>	<b>36</b>	<b>50</b>	<b>30</b>	<b>75</b>	<b>0</b>	<b>191</b>

SCORING	TD	RU	PA	RT	PAT	FG	S	TP
Del Greco	0	0	0	0	37/38	27/33	0	118
George	16	14	2	0	0	0	0	96
Mason	6	0	5	1	0	0	0	36
Wycheck	4	0	4	0	0	0	0	24
Neal	2	0	2	0	0	0	0	12
Thigpen	2	0	2	0	0	0	0	12
Bulluck	1	0	0	1	0	0	0	6
K.Dyson	1	0	1	0	0	0	0	6
Ford	1	0	0	1	0	0	0	6
Godfrey	1	0	0	1	0	0	0	6
Kinney	1	0	1	0	0	0	0	6
Phenix	1	0	0	1	0	0	0	6
Rolle	1	0	0	1	0	0	0	6
Thomas	1	0	1	0	0	0	0	6
Hentrich	0	0	0	0	0/0	0/1	0	0
<b>Titans</b>	<b>38</b>	<b>14</b>	<b>18</b>	<b>6</b>	<b>37/38</b>	<b>27/34</b>	<b>0</b>	<b>346</b>
<b>Opponents</b>	<b>20</b>	<b>7</b>	<b>10</b>	<b>3</b>	<b>20/20</b>	<b>17/22</b>	<b>0</b>	<b>191</b>

2-Pt Conversions: Titans 0-0, Opponents 0-0

RUSHING	No	Yds	Avg	Lg	TD
George	403	1509	3.7	35t	14
McNair	71	404	5.7	25	0
Thomas	61	175	2.9	20	0
Mason	1	1	1.0	1	0
Neal	1	-2	-2.0	-2	0
O'Donnell	9	-2	-2.2	4	0
<b>Titans</b>	<b>546</b>	<b>2085</b>	<b>3.8</b>	<b>35t</b>	<b>14</b>
<b>Opponents</b>	<b>387</b>	<b>1390</b>	<b>3.6</b>	<b>80t</b>	<b>7</b>

PASSING	Att	Cmp	Pct	Yards	Yds/Att	TD	Int	Lg	Sk/Yds	Rating
McNair	396	248	62.6	2847	7.19	15	13	56t	24/141	83.2
O'Donnell	64	36	56.3	530	8.28	2	3	67	3/23	74.3
Wycheck	2	2	100.0	53	26.50	1	0	30t	0/0	158.3
<b>Titans</b>	<b>462</b>	<b>286</b>	<b>61.9</b>	<b>3430</b>	<b>7.42</b>	<b>18</b>	<b>16</b>	<b>67</b>	<b>28/165</b>	<b>83.2</b>
<b>Opponents</b>	<b>466</b>	<b>242</b>	<b>51.9</b>	<b>2761</b>	<b>5.92</b>	<b>10</b>	<b>17</b>	<b>48</b>	<b>55/337</b>	<b>62.0</b>

RECEIVING	No	Yds	Avg	Lg	TD
Wycheck	70	636	9.1	26	4
Mason	63	895	14.2	34	5
George	50	453	9.1	24	2
Sanders	33	536	16.2	54	0
Kinney	19	197	10.4	19	1
Thigpen	15	289	19.3	56t	2
Pickens	10	242	24.2	67	0
Neal	9	31	3.4	8	2
Thomas	8	35	4.4	9t	1
Dyson	6	104	17.3	30t	1
Roan	3	12	4.0	6	0
<b>Titans</b>	<b>286</b>	<b>3430</b>	<b>12.0</b>	<b>67</b>	<b>18</b>
<b>Opponents</b>	<b>242</b>	<b>2761</b>	<b>11.4</b>	<b>48</b>	<b>10</b>

INTERCEPTIONS	No	Yds	Avg	Lg	TD
Rolle	7	140	20.0	81t	1
Sidney	3	19	6.3	19	0
Godfrey	2	25	12.5	24t	1
D. Walker	2	4	2.0	4	0
Phenix	1	87	87.0	87t	1
Bulluck	1	8	8.0	8t	1
Booker	1	2	2.0	2	0
<b>Titans</b>	<b>17</b>	<b>285</b>	<b>16.8</b>	<b>87t</b>	<b>4</b>
<b>Opponents</b>	<b>16</b>	<b>236</b>	<b>14.8</b>	<b>42t</b>	<b>3</b>

PUNTING	No	Yds	Avg	Net	TB	In	Lg	B
Hentrich	76	3101	40.8	36.3	9	33	67	0
<b>Titans</b>	<b>76</b>	<b>3101</b>	<b>40.8</b>	<b>36.3</b>	<b>9</b>	<b>33</b>	<b>67</b>	<b>0</b>
<b>Opponents</b>	<b>105</b>	<b>4484</b>	<b>42.7</b>	<b>35.0</b>	<b>7</b>	<b>30</b>	<b>64</b>	<b>0</b>

PUNT RETURNS	No	FC	Yds	Avg	Lg	TD
Mason	51	17	662	13.0	69t	1
Thigpen	1	1	9	9.0	9	0
D. Walker	1	0	0	0.0	0	0
<b>Titans</b>	<b>53</b>	<b>18</b>	<b>671</b>	<b>12.7</b>	<b>69t</b>	<b>1</b>
<b>Opponents</b>	<b>28</b>	<b>21</b>	<b>160</b>	<b>5.7</b>	<b>20</b>	<b>0</b>

KICKOFF RETURNS	No	Yds	Avg	Lg	TD
Mason	42	1132	27.0	66	0
Coleman	2	54	27.0	27	0
Leach	1	10	10.0	10	0
Neal	1	15	15.0	15	0
Thornton	1	16	16.0	16	0
<b>Titans</b>	<b>47</b>	<b>1227</b>	<b>26.1</b>	<b>66</b>	<b>0</b>
<b>Opponents</b>	<b>76</b>	<b>1587</b>	<b>20.9</b>	<b>38</b>	<b>0</b>

FIELD GOALS	1-19	20-29	30-39	40-49	50+
Del Greco	0/0	13/15	7/8	6/9	1/1
Hentrich	0/0	0/0	0/0	0/0	0/1
<b>Titans</b>	<b>0/0</b>	<b>13/15</b>	<b>7/8</b>	<b>6/9</b>	<b>1/2</b>
<b>Opponents</b>	<b>0/0</b>	<b>5/5</b>	<b>6/8</b>	<b>6/7</b>	<b>0/2</b>

**Del Greco:**(38G, 27G) (36G) (24G, 40G, 40G) (46N) (22G, 41G, 33N, 34G) (26G, 44N, 28G) ( ) (46G, 21G) (21G, 24N, 31G, 29G) (23G, 43N) (22G) (30G, 38G, 28N) (26G, 42G, 22G, 44G, 50G) ( ) (33G) (21G)  
**Hentrich:** (60N) ( ) ( ) ( ) ( ) ( ) ( ) ( ) ( ) ( ) ( ) ( ) ( ) ( ) ( ) ( )  
**Opponents:** (51N, 42G, 41G, 33G) (36N) (32G, 32G, 50N) ( ) (35B, 46N) (23G, 45G) (21G, 38G) ( ) ( ) (45G) (38G) (27G, 20G, 38G) (23G, 40G) (45G) ( ) ( )

**SACKS**  
 Kearse 11.5, Holmes 8.0, Favors 5.5, Robinson 4.0, Salave'a 4.0, Thornton 4.0, Embray 3.5, Godfrey 3.0, Bishop 2.5, Smith 2.5, Fisk 2.0, Ford 2.0, Rolle 1.5, Killens 1.0  
**Titans 55.0, Opponents 28.0**

**TACKLES (Solo-Assists-Total)**  
 Godfrey (97-72-169), Bishop (76-29-105), Robertson (62-30-92), Robinson (59-32-91), Kearse (53-31-84), Fisk (41-35-76), Holmes (44-29-73), Favors (37-24-61), Thornton (27-28-55), Ford (28-19-47), Salave'a (22-21-43), Walker (40-3-43), Rolle (27-15-42), Phenix (20-5-25), Sidney (15-6-21), Bulluck (13-8-21), Booker (11-9-20), Embray (7-9-16), Myers (8-3-11), McCullough (6-2-8), Smith (4-2-6), Chamberlin (0-2-2), Killens (2-0-2), Morris (0-1-1)  
**Team Totals: 693-416-1109**

### USUAL STARTING LINEUP

**OFFENSE**  
**WR Derrick Mason (85)**  
**LT Brad Hopkins (72)**  
**LG Bruce Matthews (74)**  
 C Kevin Long (60)  
 RG Benji Olson (75)  
 RT Fred Miller (71)  
**TE Frank Wycheck (89)**  
 WR Chris Sanders (81)  
**QB Steve McNair (9)**  
**RB Eddie George (27)**  
 FB Lorenzo Neal (41)

**DEFENSE**  
**LE Jevon Kearse (90)**  
 LT John Thornton (78)  
 RT Jason Fisk (97)  
 RE Kenny Holmes (99)  
 LLB Greg Favors (51)  
 MLB Randall Godfrey (56)  
 RLB Eddie Robinson (55)  
 LCB Denard Walker (25)  
**RCB Samari Rolle (21)**  
**SS Blaine Bishop (23)**  
 FS Marcus Robertson (31)

**SPECIALISTS**  
 K Al Del Greco (3)  
 P Craig Hentrich (15)

**Pro Bowl**  
 All-Pro

**GM:** Floyd Reese; **Head Coach:** Jeff Fisher  
**Asst. Coaches:** Mike Heimerdinger (off. coord.), Gregg Williams (def. coord.), George Henshaw (asst. head coach/off.), Jerry Gray (DB), Craig Johnson (off. asst.), Alan Lowry (ST), Mike Munchak (OL), Jim Schwartz (LB), Sherman Smith (RB), Ronnie Vinkler (def. asst.), Steve Walters (WR), Jim Washburn (DL), Steve Watterson (strength & rehab.)

### AMERICAN FOOTBALL CONFERENCE STANDINGS

AFC EAST	W	L	T	Pct
Miami	11	5	0	.688
* Indianapolis	10	6	0	.625
N.Y. Jets	9	7	0	.563
Buffalo	8	8	0	.500
New England	5	11	0	.313
<b>AFC CENTRAL</b>	<b>W</b>	<b>L</b>	<b>T</b>	<b>Pct</b>
<b>Tennessee</b>	<b>13</b>	<b>3</b>	<b>0</b>	<b>.813</b>
* Baltimore	12	4	0	.750
Pittsburgh	9	7	0	.563
Jacksonville	7	9	0	.438
Cincinnati	4	12	0	.250
Cleveland	3	13	0	.188
<b>AFC WEST</b>	<b>W</b>	<b>L</b>	<b>T</b>	<b>Pct</b>
Oakland	12	4	0	.750
* Denver	11	5	0	.688
Kansas City	7	9	0	.438
Seattle	6	10	0	.375
San Diego	1	15	0	.063

### NATIONAL FOOTBALL CONFERENCE STANDINGS

NFC EAST	W	L	T	Pct
N.Y. Giants	12	4	0	.750
* Philadelphia	11	5	0	.688
Washington	8	8	0	.500
Dallas	5	11	0	.313
Arizona	3	13	0	.188
<b>NFC CENTRAL</b>	<b>W</b>	<b>L</b>	<b>T</b>	<b>Pct</b>
Minnesota	11	5	0	.688
* Tampa Bay	10	6	0	.625
Green Bay	9	7	0	.563
Detroit	9	7	0	.563
Chicago	5	11	0	.313
<b>NFC WEST</b>	<b>W</b>	<b>L</b>	<b>T</b>	<b>Pct</b>
New Orleans	10	6	0	.625
* St. Louis	10	6	0	.625
Carolina	7	9	0	.438
San Francisco	6	10	0	.375
Atlanta	4	12	0	.250

\* Wild Card for Playoffs





# 1999 SEASON (13-3 REGULAR SEASON, 3-1 PLAYOFFS) • 2ND PLACE AFC CENTRAL

DATE	OPPONENT	SCORE	W/L	ATT
Sep. 12	CINCINNATI	36-35	W	65,272
Sep. 19	CLEVELAND	26-9	W	65,904
Sep. 26	at Jacksonville	20-19	W	61,502
Oct. 3	at San Francisco	22-24	L	67,447
Oct. 10	BALTIMORE	14-11	W	65,486
Oct. 17	at New Orleans	24-21	W	51,875
Oct. 24	BYE			
Oct. 31	ST. LOUIS	24-21	W	66,415
Nov. 7	at Miami	0-17	L	74,109
Nov. 14	at Cincinnati	24-14	W	46,017
Nov. 21	PITTSBURGH	16-10	W	66,619
Nov. 28	at Cleveland	33-21	W	72,008
Dec. 5	at Baltimore	14-41	L	67,854
Dec. 9	OAKLAND	21-14	W	66,357
Dec. 19	ATLANTA	30-17	W	66,196
Dec. 26	JACKSONVILLE	41-14	W	66,641
Jan. 2	at Pittsburgh	47-36	W	48,025
Jan. 8	BUFFALO	22-16	W	66,782
Jan. 16	at Indianapolis	19-16	W	57,097
Jan. 23	at Jacksonville	33-14	W	75,206
Jan. 30	ST. LOUIS	16-23	L	72,625

\* Overtime

	TITANS	OPP
<b>Total First Downs</b>	<b>294</b>	<b>300</b>
Rushing	109	81
Passing	167	193
Penalty	18	26
3rd Down: Made/Att	83/217	70/200
3rd Down Pct.	38.2	35.0
4th Down: Made/Att	7/12	4/14
4th Down Pct.	58.3	28.6
<b>Possession Avg.</b>	<b>31:30</b>	<b>28:30</b>
<b>Total Net Yards</b>	<b>5296</b>	<b>5245</b>
Avg. Per Game	331.0	327.8
Total Plays	1011	994
Avg. Per Play	5.2	5.3
<b>Net Yards Rushing</b>	<b>1811</b>	<b>1550</b>
Avg. Per Game	113.2	96.9
Total Rushes	459	383
<b>Net Yards Passing</b>	<b>3485</b>	<b>3695</b>
Avg. Per Game	217.8	230.9
Sacked/Yards Lost	25/137	54/305
Gross Yards	3622	4000
Att./Comp.	527/304	557/312
Completion Pct.	57.7	56.0
Had Intercepted	13	16
<b>Punts/Average</b>	<b>90/42.5</b>	<b>80/42.9</b>
<b>Net Punting Avg.</b>	<b>90/38.1</b>	<b>80/37.2</b>
<b>Penalties/Yards</b>	<b>114/1069</b>	<b>128/1010</b>
<b>Fumbles/Ball Lost</b>	<b>17/9</b>	<b>39/24</b>
<b>Touchdowns</b>	<b>46</b>	<b>39</b>
Rushing	19	8
Passing	23	26
Returns	4	5

BY PERIODS	1	2	3	4	OT	PTS
<b>Titans</b>	<b>113</b>	<b>97</b>	<b>85</b>	<b>97</b>	<b>0</b>	<b>392</b>
<b>Opponents</b>	<b>44</b>	<b>93</b>	<b>103</b>	<b>84</b>	<b>0</b>	<b>324</b>

SCORING	TD	RU	PA	RT	PAT	FG	S	TP
Del Greco	0	0	0	0	43/43	21/25	0	106
E. George	13	9	4	0	0	0	0	78
McNair	8	8	0	0	0	0	0	48
Dyson	4	0	4	0	0	0	0	24
Thigpen	4	0	4	0	0	0	0	24
Neal	3	1	2	0	0	0	0	18
Roan	3	0	3	0	0	0	0	18
Byrd	2	0	2	0	0	0	0	12
Wycheck	2	0	2	0	0	0	0	12
Harris	1	0	1	0	0	0	0	8
Kearse	1	0	0	1	0	0	0	6
Mason	1	0	0	1	0	0	0	6
Mitchell	1	0	0	1	0	0	0	6
Sanders	1	0	1	0	0	0	0	6
Thomas	1	1	0	0	0	0	0	6
Walker	1	0	0	1	0	0	0	6
Thornton	0	0	0	0	1	2	0	2
<b>Titans</b>	<b>46</b>	<b>19</b>	<b>23</b>	<b>4</b>	<b>43/43</b>	<b>21/25</b>	<b>4</b>	<b>392</b>
<b>Opponents</b>	<b>39</b>	<b>8</b>	<b>26</b>	<b>5</b>	<b>33/33</b>	<b>15/22</b>	<b>2</b>	<b>324</b>

2-Pt Conversions: Harris, Titans 1-3, Opponents 4-6

RUSHING	No	Yds	Avg	Lg	TD
E. George	320	1304	4.1	40	9
McNair	72	337	4.7	38	8
Thomas	43	164	3.8	22	1
Dyson	1	3	3.0	3	0
Hentrich	2	1	0.5	1	0

PASSING	Att	Cmp	Pct	Yards	Yds/Att	TD	Int	Lg	Sk/Yds	Rating
McNair	331	187	56.5	2179	6.58	12	8	65t	16/74	78.6
O'Donnell	195	116	59.5	1382	7.09	10	5	54t	9/63	87.6
Wycheck	1	1	100.0	61	61.00	1	0	61t	0/0	158.3
<b>Titans</b>	<b>527</b>	<b>304</b>	<b>57.7</b>	<b>3622</b>	<b>6.87</b>	<b>23</b>	<b>13</b>	<b>65t</b>	<b>25/137</b>	<b>83.1</b>
<b>Opponents</b>	<b>557</b>	<b>312</b>	<b>56.0</b>	<b>4000</b>	<b>7.18</b>	<b>26</b>	<b>16</b>	<b>78t</b>	<b>54/305</b>	<b>82.3</b>

Neal	2	1	0.5	1t	1
O'Donnell	19	1	0.1	4	0
<b>Titans</b>	<b>459</b>	<b>1811</b>	<b>3.9</b>	<b>40</b>	<b>19</b>
<b>Opponents</b>	<b>383</b>	<b>1550</b>	<b>4.0</b>	<b>72</b>	<b>8</b>

RECEIVING	No	Yds	Avg	Lg	TD
Wycheck	69	641	9.3	35	2
Dyson	54	658	12.2	47t	4
E. George	47	458	9.7	54t	4
Thigpen	38	648	17.1	35	4
Harris	26	297	11.4	62t	1
Sanders	20	336	16.8	48t	1
Byrd	14	261	18.6	65t	2
Roan	9	93	10.3	24t	3
Thomas	9	72	8.0	26	0
Mason	8	89	11.1	31	0
Neal	7	27	3.9	8	2
Kent	3	42	14.0	25	0
<b>Titans</b>	<b>304</b>	<b>3622</b>	<b>11.9</b>	<b>65t</b>	<b>23</b>
<b>Opponents</b>	<b>312</b>	<b>4000</b>	<b>12.8</b>	<b>78t</b>	<b>26</b>

INTERCEPTIONS	No	Yds	Avg	Lg	TD
Rolle	4	65	16.3	30	0
Sidney	3	12	4.0	7	0
Holmes	2	17	8.5	19	0
Dorsett	1	43	43.0	43	0
Mitchell	1	42	42.0	42t	1
Bowden	1	29	29.0	29	0
Walker	1	27	27.0	27	0
Fisk	1	17	17.0	17	0
Robertson	1	3	3.0	3	0
Jackson	1	2	2.0	2	0
<b>Titans</b>	<b>16</b>	<b>257</b>	<b>16.1</b>	<b>43</b>	<b>1</b>
<b>Opponents</b>	<b>13</b>	<b>227</b>	<b>17.5</b>	<b>47t</b>	<b>2</b>

PUNTING	No	Yds	Avg	Net	TB	In	Lg	B
Hentrich	90	3824	42.5	38.1	3	35	78	0
<b>Titans</b>	<b>90</b>	<b>3824</b>	<b>42.5</b>	<b>38.1</b>	<b>3</b>	<b>35</b>	<b>78</b>	<b>0</b>
<b>Opponents</b>	<b>80</b>	<b>3435</b>	<b>42.9</b>	<b>37.2</b>	<b>5</b>	<b>25</b>	<b>72</b>	<b>2</b>

PUNT RETURNS	No	FC	Yds	Avg	Lg	TD
Mason	26	15	225	8.7	65t	1
Preston TM	8	2	59	7.4	12	0
Byrd	2	0	8	4.0	8	0
S. George	1	0	18	18.0	18	0
Rolle	1	0	23	23.0	23	0
Sidney	1	0	4	4.0	4	0
Thigpen	1	0	21	21.0	21	0
<b>Titans</b>	<b>40</b>	<b>17</b>	<b>358</b>	<b>9.0</b>	<b>65t</b>	<b>1</b>
<b>Opponents</b>	<b>45</b>	<b>22</b>	<b>335</b>	<b>7.4</b>	<b>32</b>	<b>0</b>

KICKOFF RETURNS	No	Yds	Avg	Lg	TD
Mason	41	805	19.6	41	0
Preston TM	5	119	23.8	29	0
S. George	4	63	15.8	22	0
Byrd	2	16	8.0	9	0
Kent	2	24	12.0	13	0
Neal	2	15	7.5	14	0
<b>Titans</b>	<b>56</b>	<b>1042</b>	<b>18.6</b>	<b>41</b>	<b>0</b>
<b>Opponents</b>	<b>76</b>	<b>1596</b>	<b>21.0</b>	<b>99t</b>	<b>2</b>

FIELD GOALS	1-19	20-29	30-39	40-49	50+
Del Greco	1/1	8/8	7/9	4/6	1/1
<b>Titans</b>	<b>1/1</b>	<b>8/8</b>	<b>7/9</b>	<b>4/6</b>	<b>1/1</b>
<b>Opponents</b>	<b>0/0</b>	<b>4/4</b>	<b>4/7</b>	<b>6/9</b>	<b>1/2</b>

**Del Greco:** (50G, 33G) (35G, 44N) (44G, 48G) (21G, 22G, 28G) (1) (42N, 19G) (27G) (33N) (26G) (1) (27G, 31G, 37N) (39G, 33G) (1) (38G, 27G, 43N) (30G, 20G) (42G)

**Opponents:** (33G, 38G) (41G) (42G) (39G) (44G, 46G, 50G) (24G, 42G) (54N, 38N) (43N, 46G) (32N) (44N, 24G) (1) (21G, 27G) (32N, 45N) (32G) (1)

**SACKS**  
Kearse 14.5, Robinson 6.0, Ford 5.5, Thornton 4.5, Fisk 4.0, Holmes 4.0, Bowden 3.5, Evans 3.5, Rolle 3.0, Bishop 2.5, Jones 1.0, Frederick 0.5, Jackson 0.5, Robertson 0.5, Wortham 0.5

**Titans 54.0, Opponents 25.0**

**TACKLES (Solo-Assists-Total)**  
Bishop (80-33-113), Robinson (84-49-113), Robertson (64-28-92), Kearse (59-26-85), Bowden (54-27-81), Wortham (50-31-81), Fisk (41-39-80), Rolle (57-13-70), Walker (47-9-56), Evans (26-28-54), Ford (26-15-41), Phenix (32-7-39), Sidney (34-5-39), Holmes (20-18-38), Thornton (23-10-33), Killens (13-12-25), Jackson (18-4-22), Colman (12-9-21), Jones (12-7-19), Dorsett (10-1-11), Frederick (2-8-10), Salave'a (4-6-10), Mitchell (6-1-7), McCullough (3-0-3)

**Team Totals: 760-383-1143**

### USUAL STARTING LINEUP

**OFFENSE**  
WR Kevin Dyson (87)  
LT Brad Hopkins (72)  
**LG Bruce Matthews (74)**  
C Kevin Long (60)  
RG Benji Olson (75)  
RT Jon Runyan (69)  
**TE Frank Wycheck (89)**  
WR Yancey Thigpen (82)  
QB Steve McNair (9)  
**RB Eddie George (27)**  
FB Lorenzo Neal (41)

**DEFENSE**  
**LE Jevon Kearse (90)**  
LT Josh Evans (91)  
RT Jason Fisk (97)  
RE Kenny Holmes (99)  
LLB Eddie Robinson (55)  
MLB Barron Wortham (80)  
RLB Joe Bowden (58)  
LCB Denard Walker (25)  
RCB Samari Rolle (21)  
SS Blaine Bishop (23)  
FS Marcus Robertson (31)

**SPECIALISTS**  
K Al Del Greco (3)  
P Craig Hentrich (15)

**Pro Bowl**  
All-Pro

**GM:** Floyd Reese; **Head Coach:** Jeff Fisher  
**Asst. Coaches:** George Henshaw (asst. head coach/run game), Les Steckel (off. coord.), Gregg Williams (def. coord.), Bart Andrus (QB), O'Neill Gilbert (LB), Jerry Gray (DB), Alan Lowry (ST), Mike Munchak (OL), Jim Schwartz (def. asst.), Sherman Smith (RB), Steve Walters (WR), Jim Washburn (DL), Steve Watterson (strength & rehab.)

### AMERICAN FOOTBALL CONFERENCE STANDINGS

AFC EAST	W	L	T	Pct
Indianapolis	13	3	0	.813
* Buffalo	11	5	0	.688
* Miami	9	7	0	.563
N.Y. Jets	8	8	0	.500
New England	8	8	0	.500
AFC CENTRAL				
W	L	T	Pct	
Jacksonville	14	2	0	.875
* Tennessee	13	3	0	.813
Baltimore	8	8	0	.500
Pittsburgh	6	10	0	.375
Cincinnati	4	12	0	.250
Cleveland	2	14	0	.125
AFC WEST				
W	L	T	Pct	
Seattle	9	7	0	.563
Kansas City	9	7	0	.563
Oakland	8	8	0	.500
San Diego	8	8	0	.500
Denver	6	10	0	.375

### NATIONAL FOOTBALL CONFERENCE STANDINGS

NFC EAST	W	L	T	Pct
Washington	10	6	0	.625
* Dallas	8	8	0	.500
N.Y. Giants	7	9	0	.438
Arizona	6	10	0	.375
Philadelphia	5	11	0	.313
NFC CENTRAL				
W	L	T	Pct	
Tampa Bay	11	5	0	.688
* Minnesota	10	6	0	.625
* Detroit	8	8	0	.500
Green Bay	8	8	0	.500
Chicago	6	10	0	.375
NFC WEST				
W	L	T	Pct	
St. Louis	13	3	0	.813
Carolina	8	8	0	.500
Atlanta	5	11	0	.313
San Francisco	4	12	0	.250
New Orleans	3	13	0	.188

\* Wild Card for Playoffs



# TITANS VS. THE NFL

All-time regular season and playoff records versus 31 current NFL opponents

OPPONENT	FIRST MEETING	REGULAR SEASON			POSTSEASON			COMBINED			STREAK	LAST TIME
		HOME	AWAY	TOTAL	HOME	AWAY	TOTAL	HOME	AWAY	TOTAL		
Arizona Cardinals	1970	2-5-0	2-3-0	4-8-0	0-0	0-0	0-0	2-5-0	2-3-0	4-8-0	L3	9/12/21 at Ten, L 13-38
Atlanta Falcons	1972	6-2-0	3-5-0	9-7-0	0-0	0-0	0-0	6-2-0	3-5-0	9-7-0	W2	10/29/23 at Ten, W 28-23
Baltimore Ravens	1996	6-6-0 <sup>^</sup>	5-5-0	11-11-0	0-3	2-0	2-3	6-9-0	7-5-0	13-14-0	L2	10/15/23 at Ten, L 16-24
Buffalo Bills	1960	15-8-0	14-11-0	29-19-0	1-0	0-2	1-2	16-8-0	14-13-0	30-21-0	L2	10/20/24 at Buf, L 10-34
Carolina Panthers	1996	2-2-0	2-1-0	4-3-0	0-0	0-0	0-0	2-2-0	2-1-0	4-3-0	W1	11/26/23 at Ten, W 17-10
Chicago Bears	1973	3-4-0	4-3-0	7-7-0	0-0	0-0	0-0	3-4-0	4-3-0	7-7-0	L1	9/8/24 at Chi, L 17-24
Cincinnati Bengals	1968	24-15-1	17-21-0	41-36-1	0-1	0-1	0-2	24-16-1	17-22-0	41-38-1	L1	12/15/24 at Ten, L 27-37
Cleveland Browns	1970	14-20-0	17-17-0	31-37-0	0-0	1-0	1-0	14-20-0	18-17-0	32-37-0	L2	9/24/23 at Cle, L 3-27
Dallas Cowboys	1970	2-6-0	5-3-0	7-9-0	0-0	0-0	0-0	2-6-0	5-3-0	7-9-0	L1	12/29/22 at Ten, L 13-27
Denver Broncos	1960	16-6-0	8-10-1	24-16-1	1-0	0-2	1-2	17-6-0	8-12-1	25-18-1	W2	11/13/22 at Ten, W 17-10
Detroit Lions	1971	6-2-0	4-2-0	10-4-0	0-0	0-0	0-0	6-2-0	4-2-0	10-4-0	L1	10/27/24 at Det, L 14-52
Green Bay Packers	1972	3-4-0	5-3-0	8-7-0	0-0	0-0	0-0	3-4-0	5-3-0	8-7-0	L1	9/22/24 at Ten, L 14-30
Houston Texans	2002	12-10-0	12-11-0	24-21-0	0-0	0-0	0-0	12-10-0	12-11-0	24-21-0	W1	11/24/24 at Hou, W 32-27
Indianapolis Colts	1970	10-18-0	11-21-0	21-39-0	0-0	1-0	1-0	10-18-0	12-21-0	22-39-0	L4	12/22/24 at Ind, L 30-38
Jacksonville Jaguars	1995	19-11-0	15-15-0	34-25-0	0-0	1-0	1-0	19-11-0	16-15-0	35-25-0	L2	12/29/24 at Jax, L 13-20
Kansas City Chiefs	1960	14-10-0	10-18-0	24-28-0	0-2	1-1	1-3	14-12-0	11-19-0	25-31-0	L1	11/6/22 at KC, L 17-20 (OT)
Las Vegas Raiders	1960	15-14-0	7-12-0	22-26-0	0-0	0-4	0-4	15-14-0	7-16-0	22-30-0	W2	9/25/22 at Ten, W 24-22
Los Angeles Chargers	1960	13-9-0	3-20-1 <sup>^</sup>	16-29-1	1-0	2-1	3-1	14-9-0	5-21-1	19-30-1	L1	11/10/24 at LAC, L 17-27
Los Angeles Rams	1973	3-4-0	3-3-0	6-7-0	0-0	0-0	0-1*	3-4-0	3-3-0	6-8-0*	W1	11/7/21 at LAR, W 28-16
Miami Dolphins	1966	9-8-0	10-13-0	19-21-0	0-0	1-0	1-0	9-8-0	11-13-0	20-21-0	W3	9/30/24 at Mia, W 31-12
Minnesota Vikings	1974	3-3-0	2-7-0	5-10-0	0-0	0-0	0-0	3-3-0	2-7-0	5-10-0	L1	11/17/24 at Ten, L 13-23
New England Patriots	1960	12-7-0	5-17-1	17-24-1	0-0	2-2	2-2	12-7-0	7-19-1	19-26-1	W1	11/3/24 at Ten, W 20-17 (OT)
New Orleans Saints	1971	3-4-1	6-3-0	9-7-1	0-0	0-0	0-0	3-4-1	6-3-0	9-7-1	L1	9/10/23 at NO, L 15-16
New York Giants	1973	3-4-0	3-3-0	6-7-0	0-0	0-0	0-0	3-4-0	3-3-0	6-7-0	L1	9/11/22 at Ten, L 20-21
New York Jets	1960	18-8-0	6-14-1	24-21-1	1-0	0-0	1-0	19-8-0	6-13-1	25-21-1	L2	9/15/24 at Ten, L 17-24
Philadelphia Eagles	1972	3-3-0	2-5-0	5-8-0	0-0	0-0	0-0	3-3-0	2-5-0	5-8-0	L1	12/4/22 at Phi, L 10-35
Pittsburgh Steelers	1970	19-19-0	12-27-0	31-46-0	1-1	0-2	1-3	20-20-0	12-29-0	32-49-0	L5	11/2/23 at Pit, L 16-20
San Francisco 49ers	1970	3-5-0	3-4-0	6-9-0	0-0	0-0	0-0	3-5-0	3-4-0	6-9-0	W1	12/23/21 at Ten, W 20-17
Seattle Seahawks	1977	4-4-0	3-7-0	7-11-0	1-0	0-0	1-0	5-4-0	3-7-0	8-11-0	L1	12/24/23 at Ten, L 17-20
Tampa Bay Buccaneers	1976	8-0-0	2-3-0	10-3-0	0-0	0-0	0-0	8-0-0	2-3-0	10-3-0	L1	11/12/23 at TB, L 6-20
Washington Commanders	1971	4-2-0	4-5-0	8-7-0	0-0	0-0	0-0	4-2-0	4-5-0	8-7-0	L1	12/1/24 at Was, L 19-42

\* Series vs. Los Angeles Rams includes Super Bowl XXXIV loss in Atlanta, Ga.

<sup>^</sup> Series vs. Los Angeles Chargers includes a 2018 road loss in London, U.K.

<sup>^</sup> Series vs. Baltimore Ravens includes a 2023 home loss in London, U.K.

**Notes:** The Cardinals were previously the Phoenix Cardinals (1988-93), St. Louis Cardinals (1960-87) and Chicago Cardinals (1920-59). The Bears were previously the Decatur Staleys (1920) and Chicago Staleys (1921). The Browns did not play from 1996-98 and rejoined league as expansion team in 1999. The Colts were previously the Baltimore Colts (1953-83). The Chiefs were previously the Dallas Texans (1960-62). The Patriots were previously the Boston Patriots (1960-70). The Jets were previously the New York Titans (1960-62). The Raiders were previously the Oakland Raiders (1960-81 and 1995-2019) and the Los Angeles Raiders (1982-94). The Rams were previously the Cleveland Rams (1937-42, 1944-45) and the St. Louis Rams (1995-2015).





# TEAM-BY-TEAM RESULTS

## Oilers/Titans Home Stadium Dates

1960-64: Jeppesen Stadium, Houston  
 1965-67: Rice Stadium, Houston  
 1968-96: Astrodome, Houston  
 1997: Liberty Bowl, Memphis  
 1998: Vanderbilt Stadium, Nashville  
 1999-Present: Nissan Stadium, Nashville

## Abbreviations

AFL Champ - AFL Championship game  
 AFL Div - AFL Divisional playoff game  
 WC - first round playoff game (Wild Card)  
 Div - Divisional playoff game  
 Champ - AFC Championship game  
 SB - Super Bowl XXXIV



## vs. ARIZONA CARDINALS

Regular Season: 4-8 (Home 2-5, Away 2-3) • Playoffs: 0-0

Date	Site	W/L	Score
11-1-70	St.L	L	0-44
10-20-74	Hou	L	27-31
10-7-79	Hou	L	17-24
10-27-85	St.L	W	20-10
11-20-88	Hou	W	38-20
12-4-94	Hou	L	12-30
10-26-97	Ariz	W	41-14
10-23-05	Ariz	L	10-20

Date	Site	W/L	Score
11-29-09	Tenn	W	20-17
12-15-13	Tenn	L	34-37 OT
12-10-17	Ariz	L	7-12
9-12-21	Tenn	L	13-38

**Points:** Titans 239, Cardinals 297  
**Longest Win Streak:** 2 (1985-88)  
**Longest Losing Streak:** 3 (Twice, last 2013-21)  
**At Nissan Stadium:** 1-2  
**At Univ. of Phoenix Stadium:** 0-1



## vs. ATLANTA FALCONS

Regular Season: 9-7 (Home 6-2, Away 3-5) • Playoffs: 0-0

Date	Site	W/L	Score
12-3-72	Atl	L	10-20
11-28-76	Hou	W	20-14
9-3-78	Atl	L	14-20
11-29-81	Hou	L	27-31
9-23-84	Atl	L	10-42
10-25-87	Hou	W	37-33

Date	Site	W/L	Score
9-9-90	Atl	L	27-47
12-5-93	Hou	W	33-17
10-13-96	Atl	W	23-13
12-19-99	Tenn	W	30-17
11-23-03	Atl	W	38-31
10-7-07	Tenn	W	20-13

Date	Site	W/L	Score
11-20-11	Atl	L	17-23
10-25-15	Tenn	L	7-10
9-29-19	Atl	W	24-10
10-29-23	Tenn	W	28-23

**Points:** Titans 365, Falcons 364  
**Longest Win Streak:** 5 (1993-2007)  
**Longest Losing Streak:** 3 (1978-84)  
**At Nissan Stadium:** 3-1  
**At Georgia Dome:** 2-1  
**At Mercedes-Benz Stadium:** 1-0



## vs. BALTIMORE RAVENS

Regular Season: 11-11 (Home 6-6, Away 5-5) • Playoffs: 2-3 (Home 0-3, Away 2-0)

Date	Site	W/L	Score
9-15-96	Hou	W	29-13
12-22-96	Balt	W	24-21 OT
9-21-97	Tenn	L	10-36
12-14-97	Balt	L	19-21
10-11-98	Balt	W	12-8
12-6-98	Tenn	W	16-14
10-10-99	Tenn	W	14-11
12-5-99	Balt	L	14-41
10-22-00	Balt	W	14-6

Date	Site	W/L	Score
11-12-00	Tenn	L	23-24
1-7-01	Tenn	L	10-24 (Div)
10-7-01	Balt	L	7-26
11-12-01	Tenn	L	10-16
11-24-02	Balt	L	12-13
1-3-04	Balt	W	20-17 (WC)
9-18-05	Tenn	W	25-10
11-12-06	Tenn	L	26-27
10-05-08	Balt	W	13-10

Date	Site	W/L	Score
1-10-09	Tenn	L	10-13 (Div)
9-18-11	Tenn	W	26-13
11-9-14	Balt	L	7-21
11-5-17	Tenn	W	23-20
10-14-18	Tenn	L	0-21
1-11-20	Balt	W	28-12 (Div)
11-22-20	Balt	W	30-24 OT
1-10-21	Tenn	L	13-20 (WC)
10-15-23	Tenn*	L	16-24

**Points:** Titans 435, Ravens 482  
**Longest Win Streak:** 3 (1998-99)  
**Longest Losing Streak:** 5 (2000-02)  
**At Nissan Stadium:** 4-7  
**At M&T Bank Stadium:** 6-4  
**\*At Tottenham Hot Spur Stadium:** 0-1  
**Series Sweeps:** Titans (1996, 98); Ravens (1997, 2001)



## vs. BUFFALO BILLS

Regular Season: 29-19 (Home 15-8, Away 14-11) • Playoffs: 1-2 (Home 1-0, Away 0-2)

Date	Site	W/L	Score
10-30-60	Buf	L	24-25
12-11-60	Hou	W	31-23
10-8-61	Hou	L	12-22
10-29-61	Buf	W	28-16
9-9-62	Buf	W	28-23
10-7-62	Hou	W	17-14
9-28-63	Buf	W	31-20
10-20-63	Hou	W	28-14
10-11-64	Hou	L	17-48
11-1-64	Buf	L	10-24
10-31-65	Buf	W	19-17
12-5-65	Hou	L	18-29
9-25-66	Buf	L	20-27
11-20-66	Hou	L	20-42
9-17-67	Buf	W	20-3
10-29-67	Hou	W	10-3

Date	Site	W/L	Score
10-27-68	Buf	W	30-7
12-7-68	Hou	W	35-6
9-21-69	Buf	W	17-3
10-5-69	Hou	W	28-14
12-12-71	Buf	W	20-14
11-10-74	Buf	W	21-9
9-19-76	Buf	W	13-3
10-15-78	Hou	W	17-10
9-25-83	Buf	L	13-30
11-10-85	Buf	L	0-20
12-21-86	Hou	W	16-7
9-20-87	Buf	L	30-34
1-1-89	Buf	L	10-17 (Div)
9-24-89	Hou	L	41-47 OT
11-26-90	Hou	W	27-24
12-27-92	Hou	W	27-3

Date	Site	W/L	Score
1-3-93	Buf	L	38-41 OT (WC)
10-11-93	Buf	L	7-35
9-18-94	Hou	L	7-15
12-24-95	Buf	W	28-17
11-23-97	Tenn	W	31-14
1-8-00	Tenn	W	22-16 (WC)
9-3-00	Buf	L	13-16
12-14-03	Tenn	W	28-26
12-24-06	Buf	W	30-29
11-15-09	Tenn	W	41-17
12-4-11	Buf	W	23-17
10-21-12	Buf	W	35-34
10-11-15	Tenn	L	13-14
10-7-18	Buf	L	12-13
10-6-19	Tenn	L	7-14
10-13-20	Tenn	W	42-16

**Points:** Titans 1,106, Bills 1,038  
**Longest Win Streak:** 10 (1967-78)  
**Longest Losing Streak:** 3 (last 2015-19)  
**At Nissan Stadium:** 5-1 overall (1-0 post)  
**At Ralph Wilson Stadium:** 6-7 overall (0-2 postseason)  
**At New Era Field:** 0-1 overall  
**At Highmark Stadium:** 0-2 overall  
**Series Sweeps:** Titans (1962, 63, 67, 68, 69); Bills (1964, 66)



## vs. CAROLINA PANTHERS

Regular Season: 4-3 (Home 2-2, Away 2-1) • Playoffs: 0-0

Date	Site	W/L	Score
11-24-96	Hou	L	6-31
10-19-03	Car	W	37-17
11-4-07	Tenn	W	20-7
11-13-11	Car	W	30-3
11-15-15	Tenn	L	10-27

Date	Site	W/L	Score
11-3-19	Car	L	20-30
11-26-23	Tenn	W	17-10

**Total Points:** Titans 140, Panthers 125  
**Longest Win Streak:** 3 (2003-11)  
**Longest Losing Streak:** 2 (2015-19)  
**At Nissan Stadium:** 2-1  
**At Bank of America Stadium:** 2-1



**vs. CHICAGO BEARS**

Regular Season: 7-7 (Home 3-4, Away 4-3) • Playoffs: 0-0

Date	Site	W/L	Score
10-28-73	Chi	L	14-35
11-6-77	Hou	W	47-0
11-16-80	Chi	W	10-6
10-12-86	Hou	L	7-20
10-15-89	Chi	W	33-28

Date	Site	W/L	Score
12-7-92	Hou	W	24-7
10-22-95	Chi	L	32-35
10-25-98	Tenn	L	20-23
11-14-04	Tenn	L	17-19 OT
11-9-08	Chi	W	21-14

Date	Site	W/L	Score
11-4-12	Tenn	L	20-51
11-27-16	Chi	W	27-21
11-8-20	Tenn	W	24-17
9-8-24	Chi	L	17-24

**Total Points:** Titans 313, Bears 290  
**Longest Win Streak:** 2 (last 1989-92)  
**Longest Losing Streak:** 3 (1995-04)  
**At Nissan Stadium:** 1-2  
**At Soldier Field:** 4-3

**vs. CINCINNATI BENGALS**

Regular Season: 41-36-1 (Home 24-15-1, Away 17-21) • Playoffs: 0-2 (Home 0-1, Away 0-1)

Date	Site	W/L	Score
11-3-68	Cin	W	27-17
11-9-69	Hou	T	31-31
10-4-70	Cin	W	20-13
12-13-70	Hou	L	20-30
10-31-71	Hou	W	10-6
11-21-71	Cin	L	13-28
10-29-72	Cin	L	7-30
12-17-72	Hou	L	17-61
9-23-73	Cin	L	10-24
12-16-73	Hou	L	24-27
10-27-74	Cin	W	21-34
11-17-74	Hou	W	20-3
10-5-75	Hou	L	19-21
11-30-75	Cin	L	19-23
10-24-76	Hou	L	7-27
11-14-76	Cin	L	27-31
10-30-77	Cin	L	10-13 OT
12-18-77	Hou	W	21-16
10-29-78	Cin	L	13-28
11-26-78	Hou	W	17-10
9-23-79	Cin	W	30-27 OT
11-18-79	Hou	W	42-21
9-28-80	Cin	W	13-10

Date	Site	W/L	Score
10-26-80	Hou	W	23-3
10-4-81	Hou	W	17-10
11-1-81	Cin	L	21-34
9-12-82	Cin	L	6-27
1-2-83	Hou	L	27-35
11-6-83	Hou	L	14-55
11-20-83	Cin	L	10-38
10-7-84	Cin	L	3-13
10-28-84	Hou	L	13-31
10-20-85	Hou	W	27-44
12-1-85	Cin	L	27-45
10-19-86	Cin	L	28-31
11-9-86	Hou	W	32-28
11-1-87	Cin	W	31-29
12-27-87	Hou	W	21-17
10-23-88	Cin	L	21-44
12-11-88	Hou	W	41-6
11-13-89	Hou	W	26-24
12-17-89	Cin	L	7-61
10-14-90	Hou	W	48-17
12-23-90	Cin	L	20-40
<b>1-6-91</b>	<b>Cin</b>	<b>L</b>	<b>14-41 (WC)</b>
9-8-91	Cin	W	30-7

Date	Site	W/L	Score
10-27-91	Hou	W	35-3
10-11-92	Cin	W	38-24
10-25-92	Hou	W	26-10
10-24-93	Hou	W	28-12
11-14-93	Cin	W	38-3
9-25-94	Hou	W	20-13
11-13-94	Cin	L	31-34
9-24-95	Cin	W	38-28
11-12-95	Hou	L	25-32
10-6-96	Cin	W	30-27 OT
12-15-96	Hou	L	13-21
10-12-97	Tenn	W	30-7
12-4-97	Cin	L	14-41
9-6-98	Cin	W	23-14
10-18-98	Tenn	W	44-14
9-12-99	Tenn	W	36-35
11-14-99	Cin	W	24-14
10-8-00	Cin	W	23-14
12-10-00	Tenn	W	35-3
11-18-01	Cin	W	20-7
1-6-02	Tenn	L	21-23
10-27-02	Cin	W	30-24
10-31-04	Tenn	W	27-20

**Total Points:** Titans 1,831, Bengals 1,864  
**Longest Win Streak:** 7 (last 1998-01)  
**Longest Losing Streak:** 7 (1981-84)  
**At Nissan Stadium:** 5-6  
**At Paul Brown Stadium:** 4-3  
**Series Sweeps:** Titans (1974, 79, 80, 87, 91, 92, 93, 98, 99, 00); Bengals (1972, 73, 75, 76, 82, 83, 84)

**vs. CLEVELAND BROWNS**

Regular Season: 31-37 (Home 14-20, Away 17-17) • Playoffs: 1-0 (Home 0-0, Away 1-0)

Date	Site	W/L	Score
11-22-70	Clev	L	14-28
12-7-70	Hou	L	10-21
9-19-71	Clev	L	0-31
11-28-71	Hou	L	24-27
10-22-72	Hou	L	17-23
11-5-72	Clev	L	0-20
10-21-73	Clev	L	13-42
11-11-73	Hou	L	13-23
9-22-74	Clev	L	7-20
12-15-74	Hou	W	24-28
10-12-75	Clev	W	10-40
12-21-75	Hou	W	10-21
11-7-76	Hou	L	7-21
12-5-76	Clev	L	10-13
10-16-77	Hou	L	23-24
12-11-77	Clev	W	15-19
10-1-78	Clev	W	13-16
11-5-78	Hou	W	10-14
9-30-79	Hou	W	31-10
12-2-79	Clev	L	7-14

Date	Site	W/L	Score
9-15-80	Clev	W	7-16
11-30-80	Hou	L	14-17
9-13-81	Clev	W	9-3
12-3-81	Hou	W	17-13
12-26-82	Hou	L	14-20
10-30-83	Clev	L	19-25 OT
12-11-83	Hou	W	27-34
11-25-84	Clev	L	10-27
12-16-84	Hou	L	20-27
10-13-85	Hou	L	6-21
12-15-85	Clev	L	21-28
9-14-86	Hou	L	20-23
11-30-86	Clev	L	10-13 OT
10-11-87	Clev	W	15-10
11-22-87	Hou	L	7-40
11-7-88	Hou	W	24-17
12-18-88	Clev	L	23-28
<b>12-24-88</b>	<b>Clev</b>	<b>W</b>	<b>24-23 (WC)</b>
10-29-89	Clev	L	17-28
12-23-89	Hou	L	20-24

Date	Site	W/L	Score
11-18-90	Clev	W	35-23
12-9-90	Hou	W	58-14
11-17-91	Hou	W	28-24
12-15-91	Clev	W	17-14
11-8-92	Hou	L	14-24
12-20-92	Clev	W	17-14
11-21-93	Clev	W	27-20
12-12-93	Hou	W	19-17
10-13-94	Hou	L	8-11
11-27-94	Clev	L	10-34
9-17-95	Hou	L	7-14
11-5-95	Clev	W	37-10
9-19-99	Tenn	W	26-9
11-28-99	Clev	W	33-21
11-19-00	Tenn	W	24-10
12-17-00	Clev	W	24-0
12-2-01	Clev	W	31-15
12-30-01	Tenn	L	38-41
9-22-02	Tenn	L	28-31 OT
11-6-05	Clev	L	14-20

**Total Points:** Titans 1,371, Browns 1,391  
**Longest Win Streak:** 6 (1995-01)  
**Longest Losing Streak:** 9 (1970-74)  
**At Nissan Stadium:** 4-4  
**At Cleveland Browns Stadium:** 6-3  
**Series Sweeps:** Titans (1975, 78, 81, 90, 91, 93, 99, 00); Browns (1970, 71, 72, 73, 76, 84, 85, 86, 89, 94)

**vs. DALLAS COWBOYS**

Regular Season: 7-9 (Home 2-6, Away 5-3) • Playoffs: 0-0

Date	Site	W/L	Score
12-20-70	Dal	L	10-52
11-24-74	Hou	L	0-10
11-22-79	Dal	W	30-24
12-13-82	Hou	L	7-37
9-29-85	Hou	L	10-17
11-24-88	Dal	W	25-17
11-10-91	Hou	W	26-23 OT
9-11-94	Dal	L	17-20

Date	Site	W/L	Score
11-27-97	Dal	W	27-14
12-25-00	Tenn	W	31-0
9-15-02	Dal	L	13-21
10-1-06	Tenn	L	14-45
10-10-10	Dal	W	34-27
9-14-14	Tenn	L	10-26
11-5-18	Dal	W	28-14
12-29-22	Tenn	L	13-27

**Total Points:** Titans 295, Cowboys 374  
**Longest Win Streak:** 2 (last 1997-00)  
**Longest Losing Streak:** 2 (last 2002-06)  
**At Nissan Stadium:** 1-3  
**At AT&T Stadium:** 2-0



**vs. DENVER BRONCOS**

Regular Season: 24-16-1 (Home 16-6, Away 8-10-1) • Playoffs: 1-2 (Home 1-0, Away 0-2)

Date	Site	W/L	Score
11-6-60	Den	W	45-25
11-20-60	Hou	W	20-10
11-5-61	Den	W	55-13
11-26-61	Hou	W	45-14
10-21-62	Den	L	10-20
12-2-62	Hou	W	34-17
9-14-63	Hou	W	14-20
10-13-63	Den	W	33-24
9-27-64	Den	W	38-17
12-20-64	Hou	W	34-15
10-17-65	Den	L	17-28
11-14-65	Hou	L	21-31
9-3-66	Hou	W	45-7
10-2-66	Den	L	38-40

Date	Site	W/L	Score
10-1-67	Hou	W	10-6
11-12-67	Den	W	20-18
11-17-68	Hou	W	38-17
10-26-69	Hou	W	24-21
11-16-69	Den	T	20-20
11-29-70	Hou	W	31-21
9-17-72	Den	L	17-30
10-14-73	Hou	L	20-48
12-8-74	Den	L	14-38
10-10-76	Hou	W	17-3
12-4-77	Hou	L	14-24
<b>12-23-79</b>	<b>Hou</b>	<b>W</b>	<b>13-7 (WC)</b>
11-2-80	Den	W	20-16
10-9-83	Hou	L	14-26

Date	Site	W/L	Score
10-6-85	Den	L	20-31
10-4-87	Den	W	40-10
<b>1-10-88</b>	<b>Den</b>	<b>L</b>	<b>10-34 (Div)</b>
10-6-91	Hou	W	42-14
<b>1-4-92</b>	<b>Den</b>	<b>L</b>	<b>24-26 (Div)</b>
10-18-92	Den	L	21-27
11-26-95	Hou	W	42-33
12-25-04	Tenn	L	16-37
11-19-07	Den	L	20-34
10-3-10	Tenn	L	20-26
9-25-11	Tenn	W	17-14
12-8-13	Den	L	28-51
12-11-16	Tenn	W	13-10
10-13-19	Den	L	0-16

**Date** **Site** **W/L** **Score**  
 9-14-20 Den W 16-14  
 11-13-22 Tenn W 17-10

**Total Points:** Titans 1,073, Broncos 977  
**Longest Win Streak:** 5 (1962-65)  
**Longest Losing Streak:** 3 (1972-74, 2004-10)  
**At Nissan Stadium:** 3-2  
**At Empower Field at Mile High:** 1-3  
**Series Sweeps:** Titans (1960, 61, 63, 64, 67, 68); Broncos (1965)

**vs. DETROIT LIONS**

Regular Season: 10-4 (Home 6-2, Away 4-2) • Playoffs: 0-0

Date	Site	W/L	Score
10-17-71	Hou	L	7-31
10-26-75	Hou	W	24-8
11-13-83	Hou	W	27-17
10-5-86	Det	L	13-24
11-5-89	Hou	W	35-31
11-26-92	Det	W	24-21

Date	Site	W/L	Score
12-10-95	Hou	L	17-24
10-21-01	Det	W	27-24
1-2-05	Tenn	W	24-19
11-27-08	Det	W	47-10
9-23-12	Tenn	W	44-41 OT
9-18-16	Det	W	16-15

Date	Site	W/L	Score
12-20-20	Tenn	W	46-25
10-27-24	Det	L	14-52

**Total Points:** Titans 365, Lions 342  
**Longest Win Streak:** 6 (2001-20)  
**Longest Losing Streak:** 1 (last 2024)  
**At Nissan Stadium:** 3-0  
**At Ford Field:** 2-1

**vs. GREEN BAY PACKERS**

Regular Season: 8-7 (Home 3-4, Away 5-3) • Playoffs: 0-0

Date	Site	W/L	Score
11-19-72	Hou	L	10-23
9-25-77	GB	W	16-10
12-14-80	GB	W	22-3
9-4-83	Hou	L	38-41 OT
9-7-86	GB	W	31-3

Date	Site	W/L	Score
12-13-92	Hou	L	14-16
12-20-98	GB	L	22-30
12-16-01	Tenn	W	26-20
10-11-04	GB	W	48-27
11-02-08	Tenn	W	19-16 OT

Date	Site	W/L	Score
12-23-12	GB	L	7-55
11-13-16	Tenn	W	47-25
12-27-20	GB	L	14-40
11-17-22	GB	W	27-17
9/22/24	Ten	L	14-30

**Total Points:** Titans 355, Packers 356  
**Longest Win Streak:** 3 (last 2001-08)  
**Longest Losing Streak:** 2 (1992-98)  
**At Nissan Stadium:** 3-1  
**At Lambeau Field:** 5-3

**vs. HOUSTON TEXANS**

Regular Season: 24-21 (Home 12-10, Away 12-11) • Playoffs: 0-0

Date	Site	W/L	Score
11-10-02	Tenn	W	17-10
12-29-02	Hou	W	13-3
10-12-03	Tenn	W	38-17
12-21-03	Hou	W	27-24
10-17-04	Tenn	L	10-20
11-28-04	Hou	L	21-31
10-9-05	Hou	W	34-20
12-11-05	Tenn	W	13-10
10-29-06	Tenn	W	28-22
12-10-06	Hou	W	26-20 OT
10-21-07	Hou	W	38-36
12-2-07	Tenn	W	28-20
9-21-08	Tenn	W	31-12
12-14-08	Hou	L	12-13

Date	Site	W/L	Score
9-20-09	Tenn	L	31-34
11-23-09	Hou	W	20-17
11-28-10	Hou	L	0-20
12-19-10	Tenn	W	31-17
10-23-11	Tenn	L	7-41
1-1-12	Hou	W	23-22
9-30-12	Hou	L	14-38
12-2-12	Tenn	L	10-24
9-15-13	Hou	L	24-30 OT
12-29-13	Tenn	W	16-10
10-26-14	Tenn	L	16-30
11-30-14	Hou	L	21-45
11-1-15	Hou	L	6-20
12-27-15	Tenn	L	6-34

Date	Site	W/L	Score
10-2-16	Hou	L	20-27
1-1-17	Tenn	W	24-17
10-1-17	Hou	L	14-57
12-3-17	Tenn	W	24-13
9-16-18	Tenn	W	20-17
11-26-18	Hou	L	17-34
12-15-19	Tenn	L	21-24
12-29-19	Hou	W	35-14
10-18-20	Tenn	W	42-36 OT
1-3-21	Hou	W	41-38
11-21-21	Tenn	L	13-22
1-9-22	Hou	W	28-25
10-30-22	Hou	W	17-10
12-24-22	Tenn	L	14-19

**Date** **Site** **W/L** **Score**  
 12-17-23 Tenn L 16-19 OT  
 12-31-23 Hou L 3-26  
 11-24-24 Hou W 32-27

**Total Points:** Titans 942, Texans 1,065  
**Longest Win Streak:** 7 (2005-08)  
**Longest Losing Streak:** 5 (2014-16)  
**At Nissan Stadium:** 12-10  
**At NRG Stadium:** 12-11  
**Series Sweeps:** Titans (2002, 03, 05, 06, 07, 20); Texans (2004, 12, 14, 15, 23)

**vs. INDIANAPOLIS COLTS**

Regular Season: 21-39 (Home 10-18, Away 11-21) • Playoffs: 1-0 (Home 0-0, Away 1-0)

Date	Site	W/L	Score
10-11-70	Hou	L	20-24
11-4-73	Balt	W	31-27
11-1-76	Balt	L	14-38
10-14-79	Balt	W	28-16
9-21-80	Hou	W	21-16
12-18-83	Balt	L	10-20
9-9-84	Hou	L	21-35
12-22-85	Ind	L	16-34
11-23-86	Hou	W	31-17
11-29-87	Ind	L	27-51
9-4-88	Ind	W	17-14 OT
9-23-90	Hou	W	24-10
9-13-92	Ind	W	20-10
9-4-94	Ind	L	21-45
<b>1-16-00</b>	<b>Ind</b>	<b>W</b>	<b>19-16 (Div)</b>
11-3-02	Ind	W	23-15
12-8-02	Tenn	W	27-17
9-14-03	Ind	L	7-33
12-7-03	Tenn	L	27-29

Date	Site	W/L	Score
9-19-04	Tenn	L	17-31
12-5-04	Ind	L	24-51
10-2-05	Tenn	L	10-31
12-4-05	Ind	L	3-35
10-8-06	Ind	L	13-14
12-3-06	Tenn	W	20-17
9-16-07	Tenn	L	20-22
12-30-07	Ind	W	16-10
10-27-08	Tenn	W	31-21
12-28-08	Ind	L	0-23
10-11-09	Tenn	L	9-31
12-06-09	Ind	L	17-27
12-9-10	Tenn	L	28-30
1-2-11	Ind	L	20-23
10-30-11	Tenn	W	27-10
12-18-11	Ind	L	13-27
10-28-12	Tenn	L	13-19 OT
12-9-12	Ind	L	23-27
11-14-13	Tenn	L	27-30

Date	Site	W/L	Score
12-1-13	Ind	L	14-22
9-28-14	Ind	L	17-41
12-28-14	Tenn	L	10-27
9-27-15	Tenn	L	33-35
1-3-16	Ind	L	24-30
10-23-16	Tenn	L	26-34
11-20-16	Ind	L	17-24
10-16-17	Tenn	W	36-22
11-26-17	Ind	W	20-16
11-18-18	Ind	L	10-38
12-30-18	Tenn	L	17-33
9-15-19	Tenn	L	17-19
12-1-19	Ind	W	31-17
11-12-20	Tenn	L	17-34
11-29-20	Ind	W	45-26
9-26-21	Tenn	W	25-16
10-31-21	Ind	W	34-31 OT
10-2-22	Ind	W	24-17
10-23-22	Tenn	W	19-10

**Date** **Site** **W/L** **Score**  
 10-8-23 Ind L 16-23  
 12-3-23 Tenn L 28-31 OT  
 10-13-24 Tenn L 17-20  
 12-22-24 Ind L 30-38

**Total Points:** Titans 1,1234, Colts 1,519  
**Longest Win Streak:** 5 (2020-22)  
**Longest Losing Streak:** 11 (2011-16)  
**At Nissan Stadium:** 7-16  
**At RCA Dome:** 5-8  
**At Lucas Oil Stadium:** 5-12  
**Series Sweeps:** Titans (2002, 17, 21, 22); Colts (2003, 04, 05, 09, 10, 12, 13, 14, 15, 16, 18, 23, 24)





**vs. JACKSONVILLE JAGUARS** Regular Season: 34-26 (Home 19-11, Away 15-15) • Playoffs: 1-0 (Home 0-0, Away 1-0)

Date	Site	W/L	Score	Date	Site	W/L	Score	Date	Site	W/L	Score	Date	Site	W/L	Score
9-3-95	Jax	W	10-3	11-16-03	Tenn	W	10-3	12-30-12	Tenn	W	38-20	12-12-21	Tenn	W	20-0
10-1-95	Hou	L	17-16	9-26-04	Tenn	L	15-12	11-10-13	Tenn	L	27-29	12-11-22	Tenn	L	22-36
9-8-96	Jax	W	34-27	11-21-04	Jax	W	18-15	12-22-13	Jax	W	20-16	1-7-23	Jax	L	16-20
12-8-96	Hou	L	17-23	11-20-05	Tenn	L	28-31	10-12-14	Tenn	W	16-14	11-19-23	Jax	L	14-34
11-2-97	Tenn	L	24-30	1-1-06	Jax	L	13-40	12-18-14	Jax	L	13-21	1-7-23	Tenn	W	28-20
11-16-97	Jax	L	9-17	11-5-06	Jax	L	7-37	11-19-15	Jax	L	13-19	12-8-24	Tenn	L	6-10
9-27-98	Tenn	L	22-27	12-17-06	Tenn	W	24-17	12-6-15	Tenn	W	42-39	12-29-24	Jax	L	13-20
12-13-98	Jax	W	16-13	9-9-07	Jax	W	13-10	10-27-16	Tenn	W	36-22	<b>Total Points:</b> Titans 1,297, Jaguars 1,156			
9-26-99	Jax	W	20-19	11-11-07	Tenn	L	13-28	12-24-16	Jax	L	17-38	<b>Longest Win Streak:</b> 5 (2019-21; 2001-03)			
12-26-99	Tenn	W	41-14	9-7-08	Tenn	W	17-10	9-17-17	Jax	W	37-16	<b>Longest Losing Streak:</b> 4 (1996-98)			
<b>1-23-00</b>	<b>Jax</b>	<b>W</b>	<b>33-14 (Champ)</b>	11-16-08	Jax	W	24-14	12-31-17	Tenn	W	15-10	<b>At Nissan Stadium:</b> 19-7			
10-16-00	Tenn	W	27-13	10-4-09	Jax	L	17-37	9-23-18	Jax	W	9-6	<b>At EverBank Stadium:</b> 16-15			
11-26-00	Jax	L	13-16	11-1-09	Tenn	W	30-13	12-6-18	Tenn	W	30-9	<b>Series Sweeps:</b> Titans (1999, 02, 08, 17, 18, 20, 21); Jaguars (1997, 05, 22, 24)			
9-23-01	Jax	L	6-13	10-18-10	Jax	W	30-3	9-19-19	Jax	L	7-20				
11-4-01	Tenn	W	28-24	12-5-10	Tenn	L	6-17	11-24-19	Tenn	W	42-20				
10-13-02	Tenn	W	23-14	9-11-11	Jax	L	14-16	9-20-20	Tenn	W	33-30				
12-22-02	Jax	W	28-10	12-24-11	Tenn	W	23-17	12-13-20	Jax	W	31-10				
10-28-03	Jax	W	30-17	11-25-12	Jax	L	19-24	10-10-21	Jax	W	37-19				



**vs. KANSAS CITY CHIEFS** Regular Season: 24-28 (Home 14-10, Away 10-18) • Playoffs: 1-3 (Home 0-2, Away 1-1)

Date	Site	W/L	Score	Date	Site	W/L	Score	Date	Site	W/L	Score	Date	Site	W/L	Score
10-16-60	Hou	W	20-10	10-22-67	KC	W	24-19	11-03-85	Hou	W	23-20	12-26-10	KC	L	14-34
12-04-60	Dal	L	0-24	9-09-68	Hou	L	21-26	9-21-86	KC	L	13-27	10-6-13	Tenn	L	17-26
10-01-61	Dal	L	21-26	11-28-68	KC	L	10-24	10-09-88	Hou	W	7-6	9-7-14	KC	W	26-10
10-22-61	Hou	W	38-7	10-12-69	KC	L	0-24	11-26-89	KC	L	0-34	12-18-16	KC	W	19-17
10-28-62	Hou	L	7-31	11-08-70	KC	L	9-24	12-16-90	KC	W	27-10	<b>1-6-18</b>	<b>KC</b>	<b>W</b>	<b>22-21 (WC)</b>
11-04-62	Dal	W	14-6	9-26-71	Hou	L	16-20	9-16-91	Hou	W	17-7	11-10-19	Tenn	W	35-32
<b>12-23-62</b>	<b>Hou</b>	<b>L</b>	<b>17-20 (AFL Champ)</b>	11-18-73	KC	L	14-38	9-20-92	Hou	W	23-20	<b>1-19-20</b>	<b>KC</b>	<b>L</b>	<b>24-35 (Champ)</b>
10-06-63	KC	L	7-28	9-29-74	Hou	L	7-17	9-12-93	Hou	W	30-0	10-24-21	Tenn	W	27-3
10-27-63	Hou	W	28-7	11-02-75	KC	W	17-13	<b>1-16-94</b>	<b>Hou</b>	<b>L</b>	<b>20-28 (Div)</b>	11-6-22	KC	L	17-20 (OT)
10-04-64	KC	L	7-28	11-27-77	Hou	W	34-20	12-18-94	KC	L	9-31	<b>Total Points:</b> Titans 1,046, Chiefs 1,208			
11-22-64	Hou	L	19-28	9-10-78	KC	W	20-17	11-19-95	KC	L	13-20	<b>Longest Win Streak:</b> 4 (last 2014-19)			
10-24-65	Hou	W	38-36	9-16-79	Hou	W	20-6	9-01-96	Hou	L	19-20	<b>Longest Losing Streak:</b> 7 (1968-74)			
11-28-65	KC	L	21-52	10-12-80	KC	L	20-21	9-10-00	Tenn	W	17-14	<b>At Nissan Stadium:</b> 3-2			
10-30-66	KC	L	23-48	11-15-81	KC	L	10-23	12-13-04	Tenn	L	38-49	<b>At Arrowhead Stadium:</b> 9-10			
9-09-67	Hou	L	20-25	10-23-83	Hou	L	10-13	12-16-07	KC	W	26-17				
				11-11-84	KC	W	17-16	10-19-08	KC	W	34-10				



**vs. LAS VEGAS RAIDERS** Regular Season: 22-26 (Home 15-14, Away 7-12) • Playoffs: 0-4 (Home 0-0, Away 0-4)

Date	Site	W/L	Score	Date	Site	W/L	Score	Date	Site	W/L	Score	Date	Site	W/L	Score
9-11-60	Oak	W	37-22	9-29-68	Hou	L	15-24	11-19-89	Hou	W	23-7	12-8-19	Oak	W	42-21
9-25-60	Hou	L	13-14	9-14-69	Oak	L	17-21	9-1-91	Hou	W	47-17	9-25-22	Tenn	W	24-22
9-9-61	Hou	W	55-0	<b>12-21-69</b>	<b>Oak</b>	<b>L</b>	<b>7-56 (AFL Div)</b>	10-30-94	LA	L	14-17	<b>Total Points:</b> Titans 1,177, Raiders 1,243			
12-17-61	Oak	W	47-16	11-14-71	Oak	L	21-41	8-31-97	Tenn	W	24-21 OT	<b>Longest Win Streak:</b> 4 (1961-62)			
11-11-62	Oak	W	28-20	10-9-72	Hou	L	0-34	12-9-99	Tenn	W	21-14	<b>Longest Losing Streak:</b> 9 (1966-73)			
12-9-62	Hou	W	32-17	12-2-73	Hou	L	6-17	12-22-01	Oak	W	13-10	<b>At Nissan Stadium:</b> 5-4			
9-7-63	Hou	L	13-24	12-14-75	Oak	W	27-26	9-29-02	Oak	L	25-52	<b>At Oakland Alameda Coliseum:</b> 3-11			
12-22-63	Oak	L	49-52	9-26-76	Hou	L	13-14	<b>1-19-03</b>	<b>Oak</b>	<b>L</b>	<b>24-41 (Champ)</b>	<b>At Allegiant Stadium:</b> 0-0			
9-19-64	Hou	W	42-28	11-13-77	Oak	L	29-34	9-7-03	Tenn	W	25-20	<b>Series Sweeps:</b> Titans (1961,62); Raiders (1963, 65)			
11-15-64	Oak	L	10-20	10-8-78	Oak	L	17-21	12-19-04	Oak	L	35-40				
9-26-65	Oak	L	17-21	11-11-79	Hou	W	31-17	10-30-05	Tenn	L	25-34				
11-7-65	Hou	L	21-33	<b>12-28-80</b>	<b>Oak</b>	<b>L</b>	<b>7-27 (WC)</b>	10-28-07	Tenn	W	13-9				
9-10-66	Hou	W	31-0	11-8-81	Hou	W	17-16	9-12-10	Tenn	W	38-13				
11-6-66	Oak	L	23-38	9-11-83	LA	L	6-20	11-24-13	Oak	W	23-19				
12-10-67	Hou	L	7-19	9-2-84	Hou	L	14-24	11-29-15	Tenn	L	21-24				
<b>12-31-67</b>	<b>Oak</b>	<b>L</b>	<b>7-40 (AFL Champ)</b>	10-26-86	Hou	L	17-28	9-25-16	Tenn	L	10-17				
				9-11-88	Hou	W	38-35	9-10-17	Tenn	L	16-26				





vs. LOS ANGELES CHARGERS Regular Season: 16-29-1 (Home 13-9, Away 3-20-1) • Playoffs: 3-1 (Home 1-0, Away 2-1)

Date	Site	W/L	Score
9-18-60	Hou	W	38-28
11-13-60	LA	L	21-24
<b>1-1-61</b>	<b>Hou</b>	<b>W</b>	<b>24-16 (AFL Champ)</b>
9-24-61	SD	L	24-34
12-3-61	Hou	W	33-13
<b>12-24-61</b>	<b>SD</b>	<b>W</b>	<b>10-3 (AFL Champ)</b>
9-23-62	SD	W	42-17
11-25-62	Hou	W	33-27
12-1-63	SD	L	0-27
12-15-63	Hou	L	14-20
9-12-64	SD	L	21-27
10-25-64	Hou	L	17-20
10-3-65	SD	L	14-31
12-12-65	Hou	L	26-37
12-4-66	Hou	L	22-28

Date	Site	W/L	Score
9-24-67	SD	L	3-13
12-16-67	Hou	W	17-24
9-21-68	SD	L	14-30
11-27-69	Hou	L	17-21
10-25-70	SD	T	31-31
12-19-71	Hou	W	49-33
11-26-72	SD	L	20-34
9-15-74	Hou	W	21-14
9-28-75	Hou	W	33-17
10-17-76	SD	L	27-30
12-17-78	Hou	L	24-45
<b>12-29-79</b>	<b>SD</b>	<b>W</b>	<b>17-14 (Div)</b>
9-16-84	SD	L	14-31
11-24-85	Hou	W	37-35
12-7-86	SD	L	0-27
12-6-87	Hou	W	33-18
9-17-89	SD	W	34-27

Date	Site	W/L	Score
9-30-90	SD	W	17-7
9-27-92	Hou	W	27-0
9-19-93	SD	L	17-18
9-13-98	Tenn	L	7-13
10-3-04	SD	L	17-38
9-17-06	SD	L	7-40
12-9-07	Tenn	L	17-23 OT
<b>1-6-08</b>	<b>SD</b>	<b>L</b>	<b>6-17 (WC)</b>
12-25-09	Tenn	L	17-42
10-31-10	SD	L	25-33
9-16-12	SD	L	10-38
9-22-13	Tenn	W	20-17
11-6-16	SD	L	35-43
10-21-18	LA*	L	19-20
10-20-19	Tenn	W	23-20
12-18-22	LA	L	14-17
9-17-23	Tenn	W	27-24

**Total Points:** Titans 1,059, Chargers 1,226  
**Longest Win Streak:** 4 (1961-62, 1987-92)  
**Longest Losing Streak:** 9 (1993-2012)  
**At Nissan Stadium:** 3-2  
**At Qualcomm Stadium:** 3-13-1  
**At StubHub Center:** 0-0  
**At SoFi Stadium:** 0-2  
**\*At Wembley Stadium:** 0-1  
**Series Sweeps:** Titans (1962); Chargers (1963, 64, 65)



vs. LOS ANGELES RAMS Regular Season: 6-7 (Home 3-4, Away 3-3) • Playoffs: 0-1 (Neutral Site 0-1)

Date	Site	W/L	Score
10-7-73	Hou	L	26-31
9-24-78	Hou	L	6-10
9-6-81	LA	W	27-20
12-9-84	LA	L	16-27
9-13-87	Hou	W	20-16
11-4-90	LA	L	13-17
9-26-93	Hou	L	28-13

Date	Site	W/L	Score
10-31-99	Tenn	W	24-21
<b>1-30-00</b>	<b>Atl</b>	<b>L</b>	<b>16-23 (SB 34)</b>
9-25-05	St.L	L	27-31
12-13-09	Tenn	W	47-7
11-3-13	St.L	W	28-21
12-24-17	Tenn	L	27-23
11-7-21	LAR	W	28-16

**Total Points:** Titans 314, Rams 285  
**Longest Win Streak:** 2 (2009-13)  
**Longest Losing Streak:** 2 (last 2000-05)  
**At Nissan Stadium:** 2-1  
**At Edward Jones Dome:** 1-1  
**At L.A. Memorial Coliseum:** 0-0  
**At SoFi Stadium:** 1-0



vs. MIAMI DOLPHINS Regular Season: 19-21 (Home 9-8, Away 10-13) • Playoffs: 1-0 (Home 0-0, Away 1-0)

Date	Site	W/L	Score
10-23-66	Hou	L	13-20
12-18-66	Mia	L	28-29
12-3-67	Hou	W	17-14
12-23-67	Mia	W	41-10
9-14-68	Mia	W	24-10
10-6-68	Hou	L	7-24
9-28-69	Hou	W	22-10
11-23-69	Mia	W	32-7
9-27-70	Hou	L	10-20
9-24-72	Mia	L	13-34
11-16-75	Hou	W	20-19
10-2-77	Mia	L	7-27
11-20-78	Hou	W	35-30

Date	Site	W/L	Score
<b>12-24-78</b>	<b>Mia</b>	<b>W</b>	<b>17-9 (WC)</b>
11-5-79	Mia	W	9-6
9-20-81	Hou	L	10-16
12-4-83	Hou	L	17-24
10-14-84	Mia	L	10-28
9-8-85	Hou	W	26-23
11-2-86	Mia	L	7-28
10-1-89	Hou	W	39-7
10-20-91	Mia	W	17-13
11-22-92	Mia	L	16-19
11-17-96	Hou	L	20-23
9-7-97	Mia	L	13-16 OT
11-7-99	Mia	L	0-17

Date	Site	W/L	Score
9-9-01	Tenn	L	23-31
11-9-03	Tenn	W	31-7
9-11-04	Mia	W	17-7
12-24-05	Mia	L	10-24
9-24-06	Mia	L	10-13
12-20-09	Tenn	W	27-24 OT
11-14-10	Mia	L	17-29
11-11-12	Mia	W	37-3
10-18-15	Tenn	L	10-38
10-9-16	Mia	W	30-17
10-8-17	Mia	L	10-16
9-9-18	Mia	L	20-27
1-2-22	Tenn	W	34-3

**Total Points:** Titans 805, Dolphins 761  
**Longest Win Streak:** 3 (1967-68, 78-79, 2022-24)  
**Longest Losing Streak:** 5 (1992-01)  
**At Nissan Stadium:** 3-2  
**At Hard Rock Stadium:** 6-8  
**Series Sweeps:** Titans (1967, 69); Dolphins (1966)



vs. MINNESOTA VIKINGS Regular Season: 5-10 (Home 3-3, Away 2-7) • Playoffs: 0-0

Date	Site	W/L	Score
10-13-74	Min	L	10-51
12-21-80	Hou	W	20-16
10-16-83	Min	L	14-34
12-14-86	Hou	W	23-10
9-10-89	Min	L	7-38
11-15-92	Min	W	17-13

Date	Site	W/L	Score
10-8-95	Min	L	17-23
12-26-98	Tenn	L	16-26
12-9-01	Min	L	24-42
10-24-04	Min	L	3-20
9-28-08	Tenn	W	30-17
10-7-12	Min	L	7-30

Date	Site	W/L	Score
9-11-16	Tenn	L	16-25
9-27-20	Min	W	31-30
11-17-24	Tenn	L	13-23

**Total Points:** Titans 232, Vikings 373  
**Longest Win Streak:** 1 (last 2020)  
**Longest Losing Streak:** 4 (1995-04)  
**At Nissan Stadium:** 1-2  
**At Metrodome:** 1-6  
**At U.S. Bank Stadium:** 1-0



vs. NEW ENGLAND PATRIOTS Regular Season: 17-24-1 (Home 12-7, Away 5-17-1) • Playoffs: 2-2 (Home 0-0, Away 2-2)

Date	Site	W/L	Score
11-25-60	NE	W	24-10
12-18-60	Hou	W	37-21
10-13-61	NE	T	31-31
11-12-61	Hou	W	27-15
9-16-62	NE	L	21-34
11-18-62	Hou	W	21-17
11-1-63	NE	L	3-45
12-8-63	Hou	L	28-46
11-6-64	NE	L	24-25
11-29-64	Hou	L	17-34
9-19-65	Hou	W	10-31
12-18-65	NE	L	14-42
9-25-66	NE	L	21-27
11-13-66	Hou	L	14-38

Date	Site	W/L	Score
11-5-67	NE	L	7-18
11-26-67	Hou	W	27-6
10-13-68	NE	W	16-0
12-15-68	Hou	W	45-17
11-2-69	NE	L	0-24
12-14-69	Hou	W	23-27
11-7-71	NE	L	20-28
11-25-73	Hou	L	0-32
9-21-75	NE	W	7-0
11-12-78	NE	W	26-23
<b>12-31-78</b>	<b>NE</b>	<b>W</b>	<b>31-14 (Div)</b>
11-10-80	Hou	W	38-34
10-18-81	NE	L	10-38
11-28-82	NE	L	21-29

Date	Site	W/L	Score
10-18-87	Hou	L	7-21
9-25-88	Hou	W	31-6
10-8-89	NE	L	13-23
9-22-91	NE	L	20-24
10-17-93	NE	W	28-14
9-20-98	NE	L	16-27
12-16-02	Tenn	W	24-7
10-5-03	NE	L	30-38
<b>1-10-04</b>	<b>NE</b>	<b>L</b>	<b>14-17 (Div)</b>
12-31-06	Tenn	L	23-40
10-18-09	NE	L	0-59
9-9-12	Tenn	L	13-34
12-20-15	NE	L	16-33
<b>1-13-18</b>	<b>NE</b>	<b>L</b>	<b>14-35 (Div)</b>

**Total Points:** Titans 924, Patriots 1,135  
**Longest Win Streak:** 4 (1975-80)  
**Longest Losing Streak:** 6 (2003-15)  
**At Nissan Stadium:** 3-2  
**At Gillette Stadium:** 1-6  
**Series Sweeps:** Titans (1960, 68); Patriots (1963, 64, 66)





**vs. NEW ORLEANS SAINTS**

Regular Season: 9-7-1 (Home 3-4-1, Away 6-3) • Playoffs: 0-0

Date	Site	W/L	Score
10-3-71	Hou	T	13-13
10-3-76	NO	W	31-26
12-10-78	NO	W	17-12
11-22-81	Hou	L	24-27
9-30-84	Hou	L	10-27
12-13-87	NO	L	10-24

Date	Site	W/L	Score
10-21-90	Hou	W	23-10
9-5-93	NO	L	21-33
11-10-96	NO	W	31-14
10-17-99	NO	W	24-21
9-21-03	Tenn	W	27-12
9-24-07	NO	W	31-14

Date	Site	W/L	Score
12-11-11	Tenn	L	17-22
11-8-15	NO	W	34-28 OT
12-22-19	Tenn	L	28-38
11-14-21	Tenn	W	23-21
9-10-23	NO	L	15-16

**Total Points:** Titans 379, Saints 358  
**Longest Win Streak:** 4 (1996-07)  
**Longest Losing Streak:** 3 (1981-87)  
**At Nissan Stadium:** 2-2  
**At Superdome:** 6-3

**vs. NEW YORK GIANTS**

Regular Season: 6-7 (Home 3-4, Away 3-3) • Playoffs: 0-0

Date	Site	W/L	Score
9-16-73	NY	L	14-34
12-5-82	NY	L	14-17
12-8-85	Hou	L	14-35
12-21-91	NY	L	20-24
11-21-94	Hou	L	10-13

Date	Site	W/L	Score
11-9-97	Tenn	W	10-6
10-1-00	Tenn	W	28-14
12-1-02	NY	W	32-29 OT
11-26-06	Tenn	W	24-21
9-26-10	NY	W	29-10

Date	Site	W/L	Score
12-7-14	Tenn	L	7-36
12-16-18	NY	W	17-0
9-11-22	Tenn	L	20-21

**Total Points:** Titans 239, Giants 260  
**Longest Win Streak:** 5 (1997-10)  
**Longest Losing Streak:** 5 (1973-94)  
**At Nissan Stadium:** 2-2  
**At Giants Stadium:** 1-2  
**At MetLife Stadium:** 2-0

**vs. NEW YORK JETS**

Regular Season: 24-21-1 (Home 18-8, Away 6-13-1) • Playoffs: 1-0 (Home 1-0, Away 0-0)

Date	Site	W/L	Score
10-9-60	Hou	W	27-21
10-23-60	NY	W	42-28
11-19-61	Hou	W	49-13
12-10-61	NY	W	48-21
10-14-62	Hou	W	56-17
12-15-62	NY	W	44-10
9-22-63	NY	L	17-24
11-10-63	Hou	W	31-27
10-17-64	NY	L	21-24
12-13-64	Hou	W	33-17
9-12-65	Hou	W	27-21
11-21-65	NY	L	14-41
9-18-66	NY	L	13-52
10-16-66	Hou	W	24-0

Date	Site	W/L	Score
10-15-67	NY	T	28-28
10-20-68	Hou	L	14-20
11-10-68	NY	L	7-26
10-20-69	NY	L	17-26
12-6-69	Hou	L	26-34
10-1-72	Hou	W	26-20
11-3-74	NY	W	27-22
9-18-77	Hou	W	20-0
10-28-79	Hou	W	27-24
11-23-80	NY	L	28-31 OT
9-27-81	NY	L	17-33
11-18-84	Hou	W	31-20
9-18-88	NY	L	3-45
10-28-90	Hou	L	12-17

Date	Site	W/L	Score
10-13-91	NY	W	23-20
<b>12-29-91</b>	<b>Hou</b>	<b>W</b>	<b>17-10 (WC)</b>
1-2-94	Hou	W	24-0
12-24-94	Hou	W	24-10
12-17-95	Hou	W	23-6
12-1-96	NY	W	35-10
11-22-98	Tenn	L	3-24
12-1-03	NY	L	17-24
9-10-06	Tenn	L	16-23
12-23-07	Tenn	W	10-6
11-23-08	Tenn	L	13-34
9-27-09	NY	L	17-24
12-17-12	Tenn	W	14-10
10-6-13	Tenn	W	38-13

**Total Points:** Titans 1,089, Jets 995  
**Longest Win Streak:** 6 (last 1991-96)  
**Longest Losing Streak:** 4 (1968-69)  
**At Nissan Stadium:** 4-4  
**At Giants Stadium:** 2-3  
**At MetLife Stadium:** 0-2  
**Series Sweeps:** Titans (1960, 61, 62); Jets (1968, 69)

**vs. PHILADELPHIA EAGLES**

Regular Season: 5-8 (Home 3-3, Away 2-5) • Playoffs: 0-0

Date	Site	W/L	Score
11-12-72	Hou	L	17-18
12-16-79	Hou	L	20-26
12-19-82	Phi	L	14-35
10-2-88	Phi	L	23-32
12-2-91	Hou	L	6-13

Date	Site	W/L	Score
10-24-94	Phi	L	6-21
12-3-00	Phi	W	15-13
9-8-02	Tenn	W	27-24
11-19-06	Phi	W	31-13
10-24-10	Tenn	W	37-19

Date	Site	W/L	Score
11-23-14	Phi	L	24-43
9-30-18	Tenn	W	26-23
12-4-22	Phi	L	10-35

**Total Points:** Titans 256, Eagles 315  
**Longest Win Streak:** 4 (2000-10)  
**Longest Losing Streak:** 6 (1972-94)  
**At Nissan Stadium:** 3-0  
**At Lincoln Financial Field:** 1-2

**vs. PITTSBURGH STEELERS**

Regular Season: 31-46 (Home 19-19, Away 12-27) • Playoffs: 1-3 (Home 1-1, Away 0-2)

Date	Site	W/L	Score
9-20-70	Pitt	W	19-7
10-18-70	Hou	L	3-7
10-24-71	Pitt	L	16-23
12-5-71	Hou	W	29-3
10-15-72	Pitt	L	7-24
12-10-72	Hou	L	3-9
9-30-73	Hou	L	7-36
12-9-73	Pitt	L	7-33
10-6-74	Hou	L	7-13
12-1-74	Pitt	W	13-10
11-9-75	Pitt	L	17-24
11-24-75	Hou	L	9-32
11-21-76	Pitt	L	16-32
12-11-76	Hou	L	0-21
10-9-77	Hou	W	27-10
10-23-77	Pitt	L	10-27
10-23-78	Pitt	W	24-17
12-3-78	Hou	L	3-13
<b>1-7-79</b>	<b>Pitt</b>	<b>L</b>	<b>5-34 (Champ)</b>
9-9-79	Pitt	L	7-38
12-10-79	Hou	W	20-17
<b>1-6-80</b>	<b>Pitt</b>	<b>L</b>	<b>13-27 (Champ)</b>
9-7-80	Pitt	L	17-31

Date	Site	W/L	Score
12-4-80	Hou	W	6-0
10-26-81	Pitt	L	13-26
12-20-81	Hou	W	21-20
11-21-82	Hou	L	10-24
9-18-83	Hou	L	28-40
10-2-83	Pitt	L	10-17
11-4-84	Pitt	L	7-35
12-2-84	Hou	W	23-20 OT
9-22-85	Pitt	L	0-20
11-17-85	Hou	L	7-30
9-28-86	Hou	L	16-22 OT
11-16-86	Pitt	L	10-21
11-15-87	Pitt	W	23-3
12-20-87	Hou	W	24-16
10-16-88	Pitt	W	34-14
12-4-88	Hou	L	34-37
10-22-89	Hou	W	27-0
12-3-89	Pitt	W	23-16
<b>12-31-89</b>	<b>Hou</b>	<b>L</b>	<b>26-23 OT (WC)</b>
9-16-90	Pitt	L	9-20
12-30-90	Hou	W	34-14
11-24-91	Pitt	L	14-26
12-8-91	Hou	W	31-6

Date	Site	W/L	Score
9-6-92	Hou	L	24-29
11-1-92	Pitt	L	20-21
11-28-93	Hou	W	23-3
12-19-93	Pitt	W	26-17
10-3-94	Pitt	L	14-30
11-6-94	Hou	L	9-12 OT
9-10-95	Hou	L	17-34
12-3-95	Pitt	L	7-21
9-29-96	Pitt	L	16-30
10-20-96	Hou	W	23-13
9-28-97	Pitt	L	24-37
12-21-97	Tenn	W	16-6
11-1-98	Pitt	W	41-31
11-15-98	Tenn	W	23-14
11-21-99	Tenn	W	16-10
1-2-00	Pitt	W	47-36
9-24-00	Pitt	W	23-20
11-5-00	Tenn	W	9-7
10-29-01	Pitt	L	7-34
11-25-01	Tenn	L	24-34
11-17-02	Tenn	W	31-23
<b>1-11-03</b>	<b>Tenn</b>	<b>W</b>	<b>34-31 OT (Div)</b>
9-28-03	Pitt	W	30-13

**Total Points:** Titans 1,406, Steelers 1,710  
**Longest Win Streak:** 7 (1997-00)  
**Longest Losing Streak:** 5 (last 1994-96)  
**At Nissan Stadium:** 6-4  
**At Heinz Field:** 2-6  
**Series Sweeps:** Titans (1987, 89, 93, 98, 99, 00); Steelers (1972, 73, 75, 76, 83, 85, 86, 92, 94, 95, 01)



**vs. SAN FRANCISCO 49ERS**

Regular Season: 6-9 (Home 3-5, Away 3-4) • Playoffs: 0-0

Date	Site	W/L	Score
11-15-70	Hou	L	20-30
12-7-75	SF	W	27-13
9-17-78	Hou	W	20-19
12-13-81	SF	L	6-28
10-21-84	Hou	L	21-34
11-8-87	SF	L	20-27

Date	Site	W/L	Score
10-7-90	Hou	L	21-24
12-25-93	SF	W	10-7
10-27-96	Hou	L	9-10
10-3-99	SF	L	22-24
11-27-05	Tenn	W	33-22
11-8-09	SF	W	34-27

Date	Site	W/L	Score
10-20-13	Tenn	L	17-31
12-17-17	SF	L	23-25
12-23-21	Tenn	W	20-17

**Total Points:** Titans 303, 49ers 338  
**Longest Win Streak:** 2 (1975-78, 2005-09)  
**Longest Losing Streak:** 4 (1981-90)  
**At Nissan Stadium:** 2-1  
**At Candlestick Park:** 3-3  
**At Levi's Stadium:** 0-1

**vs. SEATTLE SEAHAWKS**

Regular Season: 7-11 (Home 4-4, Away 3-7) • Playoffs: 1-0 (Home 1-0, Away 0-0)

Date	Site	W/L	Score
11-20-77	Sea	W	22-10
10-21-79	Sea	L	14-34
10-5-80	Hou	L	7-26
10-11-81	Hou	W	35-17
9-19-82	Hou	W	23-21
<b>1-3-88</b>	<b>Hou</b>	<b>W</b>	<b>23-20 OT (WC)</b>
11-13-88	Sea	L	24-27

Date	Site	W/L	Score
12-2-90	Sea	L	10-13 OT
11-7-93	Hou	W	24-14
12-11-94	Hou	L	14-16
11-3-96	Sea	L	16-23
10-5-97	Sea	L	13-16
11-29-98	Sea	L	18-20
12-18-05	Tenn	L	24-28

Date	Site	W/L	Score
1-3-10	Sea	W	17-13
10-13-13	Sea	L	13-20
9-24-17	Tenn	W	33-27
9-19-21	Sea	W	33-30 OT
12-24-23	Tenn	L	17-20

**Total Points:** Titans 380, Seahawks 395  
**Longest Win Streak:** 3 (1981-87)  
**Longest Losing Streak:** 5 (1994-05)  
**At Nissan Stadium:** 1-2  
**At CenturyLink Field:** 1-1  
**At Lumen Field:** 1-0

**vs. TAMPA BAY BUCCANEERS**

Regular Season: 10-3 (Home 8-0, Away 2-3) • Playoffs: 0-0

Date	Site	W/L	Score
9-12-76	Hou	W	20-0
10-19-80	Hou	L	20-14
11-27-83	TB	L	24-33
12-10-89	Hou	W	20-17
10-29-95	Hou	W	19-7
11-8-98	TB	W	31-22

Date	Site	W/L	Score
10-14-01	Tenn	W	31-28 OT
12-28-03	Tenn	W	33-13
10-14-07	TB	L	10-13
11-27-11	Tenn	W	23-17
9-13-15	TB	W	42-14
10-27-19	Tenn	W	27-23

Date	Site	W/L	Score
11-12-23	TB	L	6-20

**Total Points:** Titans 306, Buccaneers 221  
**Longest Win Streak:** 5 (1989-03)  
**Longest Losing Streak:** 1 (1983, 2007, 2023)  
**At Nissan Stadium:** 4-0  
**At Raymond James Stadium:** 2-2

**vs. WASHINGTON COMMANDERS**

Regular Season: 8-7 (Home 4-2, Away 4-5) • Playoffs: 0-0

Date	Site	W/L	Score
10-10-71	Wash	L	13-22
10-19-75	Hou	W	13-10
9-2-79	Wash	W	29-27
9-15-85	Wash	L	16-13
10-30-88	Hou	W	41-17
11-3-91	Wash	L	13-16 OT

Date	Site	W/L	Score
10-19-97	Tenn	W	28-14
10-30-00	Wash	W	27-21
10-6-02	Tenn	L	14-31
10-15-06	Wash	W	25-22
11-21-10	Tenn	L	16-19 OT
10-20-14	Wash	L	17-19

Date	Site	W/L	Score
12-22-18	Tenn	W	25-16
10-9-22	Was	W	21-17
12-1-24	Was	L	19-42

**Total Points:** Titans 314, Commanders 309  
**Longest Win Streak:** 2 (1975-1979, 1997-00, 2018-22)  
**Longest Losing Streak:** 2 (2010-14)  
**At Nissan Stadium:** 1-2  
**At Northwest Field:** 3-2





## TITANS ALL-TIME FIRST-ROUND DRAFT PICKS

Year	Pick	Player	Pos.	College	Year	Pick	Player	Pos.	College
2024	7	JC Latham	T	Alabama	1988	22	Lorenzo White	RB	Michigan State
2023	11	Peter Skoronski	OL	Northwestern	1987	3	Alonzo Highsmith	RB	Miami (Fla.)
2022	18	Treyton Burks	WR	Arkansas		20	Haywood Jeffires	WR	North Carolina State
2021	22	Caleb Farley	CB	Virginia Tech	1986	3	Jim Everett	QB	Purdue
2020	29	Isaiah Wilson	T	Georgia	1985	3	Ray Childress	DE	Texas A&M
2019	19	Jeffery Simmons	DT	Mississippi State		11	Richard Johnson	DB	Wisconsin
2018	22	Rashaan Evans	LB	Alabama	1984	2	Dean Steinkuhler	T	Nebraska
2017	5	Corey Davis	WR	Western Michigan	1983	9	Bruce Matthews	G	Southern California
	18	Adoree' Jackson	CB	Southern California	1982	8	Mike Munchak	G	Penn State
2016	8	Jack Conklin	T	Michigan State	1981		(none)		
2015	2	Marcus Mariota	QB	Oregon	1980		(none)		
2014	11	Taylor Lewan	T	Michigan	1979		(none)		
2013	10	Chance Warmack	G	Alabama	1978	1	Earl Campbell	RB	Texas
2012	20	Kendall Wright	WR	Baylor	1977	11	Morris Towns	T	Missouri
2011	8	Jake Locker	QB	Washington	1976		(none)		
2010	16	Derrick Morgan	DE	Georgia Tech	1975	6	Robert Brazile	LB	Jackson State
2009	30	Kenny Britt	WR	Rutgers		15	Don Hardeman	RB	Texas A&M-Kingsville
2008	24	Chris Johnson	RB	East Carolina	1974		(none)		
2007	19	Michael Griffin	DB	Texas	1973	1	John Matuszak	DE	Tampa
2006	3	Vince Young	QB	Texas		14	George Amundson	RB	Iowa State
2005	6	Pacman Jones	CB	West Virginia	1972	6	Greg Sampsom	DE	Stanford
2004		(none)			1971	3	Dan Pastorini	QB	Santa Clara
2003	28	Andre Woolfolk	CB	Oklahoma	1970	14	Doug Wilkerson	G	North Carolina Central
2002	15	Albert Haynesworth	DT	Tennessee	1969	15	Ron Pritchard	LB	Arizona State
2001		(none)			1968		(none)		
2000	30	Keith Bulluck	LB	Syracuse	1967	5	George Webster	LB	Michigan State
1999	16	Jevon Kearse	DE	Florida		23	Tom Regner	G	Notre Dame
1998	16	Kevin Dyson	WR	Utah	1966		Tommy Nobis	LB	Texas
1997	18	Kenny Holmes	DE	Miami (Fla.)	1965		Lawrence Elkins	TE	Baylor
1996	14	Eddie George	RB	Ohio State	1964		Scott Appleton	DT	Texas
1995	3	Steve McNair	QB	Alcorn State	1963		Danny Brabham	LB	Arkansas
1994	26	Henry Ford	DE	Arkansas	1962		Ray Jacobs	DT	Howard Payne
1993	13	Brad Hopkins	T	Illinois	1961		Mike Ditka	TE	Pittsburgh
1992		(none)			1960		Billy Cannon	HB	Louisiana State
1991		(none)							
1990	15	Lamar Lathon	LB	Houston					
1989	23	David Williams	T	Florida					



*The Titans drafted Jeffery Simmons in the first round of the 2019 NFL Draft.*

# ALL-TIME DRAFT SELECTIONS

## 2024

Rd.	Pick	Player	Pos.	College
1	7	JC Latham	T	Alabama
2	38	T'Vondre Sweat	NT	Texas
3	71	(Traded to Arizona)		
4	106	Cedric Gray	LB	North Carolina
5a	142	(Traded to Carolina)		
5b	146	Jarvis Brownlee Jr.	CB	Louisville
6	182	Jha'Quan Jackson	WR	Tulane
7a	221	(Traded to Kansas City)		
7b	227	(Traded to Cleveland)		
7c	242	James Williams	LB	Miami (Fla.)
7d	252	Jaylen Harrell	OLB	Michigan

### Draft Notes

General Manager: Ran Carthon

- 3 – Pick traded to Arizona in 2023 (see 2023, 2a)
- 5a – Pick traded to Carolina in 2022 for 7a and OL Dennis Daley
- 5b, 6 – Picks and S Terrell Edmunds acquired (6 reacquired; see 7c) from Philadelphia in 2023 for S Kevin Byard
- 7a – Pick and OL Dennis Daley acquired from Carolina in 2022 for 5a; traded to Kansas City in 2024 (see 7d)
- 7b – Pick traded to Cleveland in 2024 for T Leroy Watson
- 7c – Pick and DB Ugo Amadi acquired from Philadelphia in 2022 for 6 (see 5b)
- 7d – Pick and CB L'Jarius Sneed acquired from Kansas City in 2024 for 7a and a third-round pick in 2025

## 2023

Rd.	Pick	Player	Pos.	College
1	11	Peter Skoronski	OL	Northwestern
2a	33	Will Levis	QB	Kentucky
2b	41	(Traded to Arizona)		
3a	72	(Traded to Arizona)		
3b	81	Tyjae Spears	RB	Tulane
4	110	(Traded to Atlanta)		
5	147	Josh Whyle	TE	Cincinnati
6a	186	Jaelyn Duncan	OL	Maryland
6b	189	(Traded to L.A. Rams)		
7	228	Colton Dowell	WR	Tennessee-Martin

### Draft Notes

General Manager: Ran Carthon

- 2a, 3b – Picks acquired from Arizona for 2b, 3a and a third-round pick in 2024
- 4 – Pick traded to Atlanta in 2021 (see 2022, 2b)
- 6a – Pick acquired from Atlanta in 2021 (see 2022, 2b)
- 6b – Pick traded to L.A. Rams in 2022 for WR Robert Woods

## 2022

Rd.	Pick	Player	Pos.	College
1a	18	Treylon Burks	WR	Arkansas
1b	26	(Traded to N.Y. Jets)		
2a	35	Roger McCreary	CB	Auburn
2b	58	(Traded to Atlanta)		
3a	69	Nicholas Petit-Frere	OL	Ohio State
3b	86	Malik Willis	QB	Liberty
3c	90	(Traded to Las Vegas)		
3d	101	(Traded to N.Y. Jets)		
4a	131	Hassan Haskins	RB	Michigan
4b	143	Chig Okonkwo	TE	Maryland
5a	163	Kyle Philips	WR	UCLA
5b	169	(Traded to Las Vegas)		
6a	204	Theo Jackson	S	Tennessee
6b	219	Chance Campbell	LB	Mississippi
7	247	(Traded to Miami)		

### Draft Notes

General Manager: Jon Robinson

- 4b, 6b – Awarded as a compensatory selection
- 1a, 3d – Picks acquired from Philadelphia for WR A.J. Brown
- 2b – Pick traded in 2021 with a fourth-round pick in 2023 to Atlanta for

WR Julio Jones and a sixth-round pick in 2023

- 2a, 3a, 5a – Picks acquired from N.Y. Jets for 1b, 3d
- 3b – Pick acquired from Las Vegas for 3c and 5b
- 7 – Pick traded with T Isaiah Wilson to Miami in 2021 (see 2021 7a)

## 2021

Rd.	Pick	Player	Pos.	College
1	22	Caleb Farley	CB	Virginia Tech
2	53	Dillon Radunz	T	North Dakota State
3a	85	(Traded to Green Bay)		
3b	92	Monty Rice	ILB	Georgia
3c	100	Elijah Molden	CB	Washington
4a	109	Dez Fitzpatrick	WR	Louisville
4b	126	(Traded to Carolina)		
4c	135	Rashad Weaver	OLB	Pittsburgh
5	166	(Traded to Carolina)		
6a	185	(Traded to L.A. Chargers)		
6b	205	Racey McMath	WR	Louisiana State
6c	215	Brady Breeze	S	Oregon
7a	232	(Traded to Carolina)		
7b	249	(Traded to L.A. Rams)		

### Draft Notes

General Manager: Jon Robinson

- 3b, 4c – Picks acquired from Green Bay for 3a
- 3c – Awarded as a compensatory selection
- 4a – Pick acquired from Carolina for 4b, 5 and 7a
- 6a – Pick acquired from Jacksonville in 2020 for OLB Kamalei Correa and 7b; traded to L.A. Chargers in 2020 for CB Desmond King II
- 6c – Pick acquired from Kansas City in 2020 (see 2020, 7b)
- 7a – Pick acquired from Miami for T Isaiah Wilson and a seventh-round choice in 2022; traded with 4b and 5 to Carolina for 4a
- 7b – Pick and OLB Kamalei Correa traded to Jacksonville in 2020 for 6a

## 2020

Rd.	Pick	Player	Pos.	College
1	29	Isaiah Wilson	T	Georgia
2	61	Kristian Fulton	CB	Louisiana State
3	93	Darrynton Evans	RB	Appalachian State
4	135	(Traded to Miami)		
5	174	Larrell Murchison	DL	North Carolina State
6	208	(Traded to Green Bay)		
7a	224	Cole McDonald	QB	Hawaii
7b	237	(Traded to Kansas City)		
7c	243	Chris Jackson	DB	Marshall

### Draft Notes

General Manager: Jon Robinson

- 4 – Pick traded to Miami in 2019 (see 2019, 6a)
- 6 – Pick traded to Green Bay in 2019 for OLB Reggie Gilbert
- 7a – Pick acquired in a 2019 trade with Cleveland for WR Taywan Taylor
- 7b – Pick acquired in a trade with Denver for DT Jurrell Casey and then traded to Kansas City for a sixth-round choice in 2021

## 2019

Rd.	Pick	Player	Pos.	College
1	19	Jeffery Simmons	DT	Mississippi State
2	51	A.J. Brown	WR	Mississippi
3	82	Nate Davis	OL	Charlotte
4a	116	Amani Hooker	DB	Iowa
4b	121	(Traded to N.Y. Jets)		
5a	157	(Traded to N.Y. Jets)		
5b	168	D'Andre Walker	OLB	Georgia
6a	188	David Long	LB	West Virginia
6b	191	(Traded to Baltimore)		
7	233	(Traded to Miami)		

### Draft Notes

General Manager: Jon Robinson

- 4a, 5b – Picks acquired in a trade with N.Y. Jets for 4b and 5a
- 6a – Pick and QB Ryan Tannehill acquired in a trade with Miami for a seventh-round pick (233 overall) and a fourth-round pick in 2020
- 6b – Pick acquired in a trade with Baltimore for LB Kamalei Correa



# ALL-TIME DRAFT SELECTIONS

## 2018

Rd.	Pick	Player	Pos.	College
1a	22	Rashaan Evans	LB	Alabama
1b	25	(traded to Baltimore)		
2a	41	Harold Landry	OLB	Boston College
2b	57	(traded to Oakland)		
3	89	(traded to Oakland)		
4	125	(traded to Baltimore)		
5a	152	Dane Cruikshank	DB	Arizona
5b	162	(traded to Baltimore)		
6a	199	Luke Falk	QB	Washington State
6b	215	(acquired from Baltimore and traded back to Baltimore)		
7	243	(traded to Kansas City)		

### Draft Notes

General Manager: Jon Robinson

- 1a, 6b – Picks acquired in a trade with Baltimore for 1b and 4 (6b later traded back to Baltimore)
- 2a – Pick acquired in a trade with Oakland for 2b and 3
- 5a – Pick acquired in a trade with Baltimore for 5b and 6b (6b originally traded from Baltimore to Tennessee before being traded back to Baltimore)
- 7 – Pick traded to Kansas City in 2017 for defensive lineman David King

## 2017

Rd.	Pick	Player	Pos.	College
1a	5	Corey Davis	WR	Western Michigan
1b	18	Adoree' Jackson	CB	Southern California
2	52	(traded to Cleveland)		
3a	72	Taywan Taylor	WR	Western Kentucky
3b	83	(traded to New England)		
3c	100	Jonnu Smith	TE	Florida International
4	124	(Traded to New England)		
5a	155	Jayon Brown	LB	UCLA
5b	164	(Traded to Philadelphia)		
6a	200	(Traded to N.Y. Giants)		
6b	203	(Traded to Denver)		
6c	207	(Traded to Cincinnati)		
6d	214	(Traded to Philadelphia)		
6e	217	Corey Levin	OL	Chattanooga
7a	227	Josh Carraway	OLB	Texas Christian
7b	236	Brad Seaton	T	Villanova
7c	241	Khalfani Muhammad	RB	California

### Draft Notes

General Manager: Jon Robinson

- 2 – Pick traded to Cleveland during 2016 draft (see 2016, 1b)
- 3a, 6a – Picks acquired in a trade with New England for 3b and 4
- 3c – Compensatory selection; acquired in a trade with the Los Angeles Rams during the 2016 draft (see 2016, 1a)
- 5a – Pick acquired in a trade with Philadelphia for 5b, 6d
- 6b – Pick traded to Denver during 2016 draft (see 2016, 5b)
- 6c, 7c – Picks acquired in a trade with the N.Y. Giants for 6a
- 6d – Pick acquired in a trade with Atlanta in 2015 (see 2016, 6c)
- 6e, 7a – Picks acquired in a trade with Cincinnati for 6c

## 2016

Rd.	Pick	Player	Pos.	College
1a	1	(traded to Los Angeles Rams)		
1b	8	Jack Conklin	T	Michigan State
1c	15	(traded to Cleveland)		
2a	33	Kevin Dodd	OLB	Clemson
2b	43	Austin Johnson	DL	Penn State
2c	45	Derrick Henry	RB	Alabama
3a	64	Kevin Byard	S	Middle Tennessee State
3b	76	(traded to Cleveland)		
4a	100	(traded to Philadelphia)		
4b	113	(traded to Los Angeles Rams)		
5a	140	Tajae Sharpe	WR	Massachusetts
5b	157	LeShaun Sims	CB	Southern Utah
6a	176	(traded to Denver)		
6b	177	(traded to Los Angeles Rams)		

6c	193	Sebastian Tretola	G	Arkansas
7a	222	Aaron Wallace	OLB	UCLA
7b	253	Kalan Reed	CB	Southern Mississippi

### Draft Notes

General Manager: Jon Robinson

- 1b, 6a – Picks acquired in a trade with Cleveland for 1c, 3b and a 2017 second-round choice
- 1c, 2b, 2c, 3b – Picks and 2017 first-round and third-round choices acquired in a trade with the L.A. Rams for 1a, 4b and 6b
- 4b – Pick acquired in a trade with Philadelphia for 4a and RB DeMarco Murray
- 5b, 7b – Picks acquired in a trade with Denver for 6a and a 2017 sixth-round choice
- 6c – Pick and a 2017 sixth-round choice acquired in 2015 from Atlanta for G Andy Levitre.

## 2015

Rd.	Pick	Player	Pos.	College
1	2	Marcus Mariota	QB	Oregon
2a	33	(traded to New York Giants)		
2b	40	Dorial Green-Beckham	WR	Oklahoma
3	66	Jeremiah Poutasi	OL	Utah
4a	100	Angelo Blackson	DE	Auburn
4b	108	Jalston Fowler	FB	Alabama
5	138	David Cobb	RB	Minnesota
6a	177	Deiontrez Mount	OLB	Louisville
6b	208	Andy Gallik	C	Boston College
7a	219	(traded to New England)		
7b	245	Tre McBride	WR	William & Mary

### Draft Notes

General Manager: Ruston Webster

- 2b, 4b, 7 – Picks acquired from New York Giants for 2a.
- 6b – Pick acquired in 2014 from New England for LB Akeem Ayers and 7a.

## 2014

Rd.	Pick	Player	Pos.	College
1	11	Taylor Lewan	T	Michigan
2a	42	(traded to Philadelphia)		
2b	54	Bishop Sankey	RB	Washington
3	77	(traded to San Francisco)		
4a	112	DaQuan Jones	DL	Penn State
4b	122	Marqueston Huff	DB	Wyoming
5	151	Avery Williamson	LB	Kentucky
6a	178	Zach Mettenberger	QB	Louisiana State
6b	186	(traded to Washington)		
7	228	(traded to Washington)		

### Draft Notes

General Manager: Ruston Webster

- 2b, 4b – Picks acquired in trade with Philadelphia for 2a.
- 3 – Pick traded to San Francisco during 2013 draft (see 2013, 2a).
- 6a – Pick acquired in trade with Washington for 6b and 7.

## 2013

Rd.	Pick	Player	Pos.	College
1	10	Chance Warmack	G	Alabama
2a	34	Justin Hunter	WR	Tennessee
2b	40	(traded to San Francisco)		
3a	70	Blidi Wreh-Wilson	CB	Connecticut
3b	97	Zaviar Gooden	LB	Missouri
4	107	Brian Schwenke	C	California
5	142	Lavar Edwards	DE	Louisiana State
6a	176	(traded to Minnesota)		
6b	202	Khalid Wooten	CB	Nevada
7a	216	(traded to San Francisco)		
7b	248	Daimion Stafford	S	Nebraska

### Draft Notes

General Manager: Ruston Webster





## ALL-TIME DRAFT SELECTIONS

- 2a – Pick acquired in trade with San Francisco for 2b, 7a and a third-round pick in 2014.
- 6a – Pick traded to Minnesota in 2012 for a seventh-round pick in 2012.
- 3b, 6b, 7b – Awarded as compensatory selections

### 2012

Rd.	Pick	Player	Pos.	College
1	20	Kendall Wright	WR	Baylor
2	52	Zach Brown	LB	North Carolina
3	82	Mike Martin	DT	Michigan
4	115	Coty Sensabaugh	CB	Clemson
5a	145	Taylor Thompson	TE	Southern Methodist
5b	155	(traded to Miami)		
6	190	Markelle Martin	S	Oklahoma State
7a	211	Scott Solomon	DE	Rice
7b	227	(traded to Miami)		

#### Draft Notes

General Manager: Ruston Webster

- 5a – Pick acquired in trade with Miami for 5b and 7b
- 7a – Pick acquired in trade with Minnesota for a sixth-round choice in 2013

### 2011

Rd.	Pick	Player	Pos.	College
1	8	Jake Locker	QB	Washington
2	39	Akeem Ayers	LB	UCLA
3	77	Jurrell Casey	DT	Southern California
4a	109	Colin McCarthy	LB	Miami (Fla.)
4b	130	Jamie Harper	RB	Clemson
5	142	Karl Klug	DL	Iowa
6	175	Byron Stingily	T	Louisville
7a	212	Zach Clayton	DT	Auburn
7b	251	Tommie Campbell	DB	California (Pa.)

#### Draft Notes

General Manager: Mike Reinfeldt

- 4b, 7b – Awarded as compensatory selections

### 2010

Rd.	Pick	Player	Pos.	College
1	16	Derrick Morgan	DE	Georgia Tech
2	47	(traded to New England)		
3a	77	Damian Williams	WR	Southern California
3b	97	Rennie Curran	LB	Georgia
4a	104	Alterraun Verner	CB	UCLA
4b	111	(traded to Seattle)		
5	148	Robert Johnson	S	Utah
6a	176	Rusty Smith	QB	Florida Atlantic
6b	185	(traded to Seattle)		
6c	207	Myron Rolle	S	Florida State
7a	222	Marc Mariani	WR	Montana
7b	241	David Howard	DT	Brown

#### Draft Notes

General Manager: Mike Reinfeldt

- 3b, 6c, 7b – Awarded as compensatory selections
- 2 – Traded to New England in 2009 (see 2009 3a)
- 4a, 6a – Picks acquired in trade with Seattle for RB LenDale White, DT Kevin Vickerson, 4b and 6b

### 2009

Rd.	Pick	Player	Pos.	College
1	30	Kenny Britt	WR	Rutgers
2	62	Sen'Derrick Marks	DT	Auburn
3a	89	Jared Cook	TE	South Carolina
3b	94	Ryan Mouton	CB	Hawaii
4a	130	Gerald McRath	LB	Southern Mississippi
4b	135	Troy Kropog	T/G	Tulane
5a	166	(Traded to Dallas)		
5b	173	Javon Ringer	RB	Michigan State

6a	203	Jason McCourty	CB	Rutgers
6b	206	Dominique Edison	WR	Stephen F. Austin
7a	239	Ryan Durand	G	Syracuse
7b	242	Nick Schommer	S	North Dakota State

#### Draft Notes

General Manager: Mike Reinfeldt

- 4b, 5b, 6b, 7b – Awarded as compensatory selections
- 3a – Pick acquired in trade with New England for second round pick in 2010
- 5a – Pick traded to Dallas (see 2008 4c)

### 2008

Rd.	Pick	Player	Pos.	College
1	24	Chris Johnson	RB	East Carolina
2	54	Jason Jones	DL	Eastern Michigan
3	85	Craig Stevens	TE	California
4a	103	William Hayes	DE	Winston-Salem State
4b	124	(Traded to Washington)		
4c	126	Lavelle Hawkins	WR	California
4d	134	Stanford Kegljar	LB	Purdue
5	157	(Traded to Washington)		
6	189	(Traded to Seattle)		
7	229	Cary Williams	CB	Washburn

#### Draft Notes

General Manager: Mike Reinfeldt

- 4d – Awarded as compensatory selection
- 4a – Pick acquired in trade with Washington for fourth round pick (#124 overall) and fifth round pick (#157 overall).
- 4b – Traded to Washington (see 4a)
- 4c – Pick acquired in trade with Dallas for Pacman Jones
- 5 – Pick traded to Washington (see 4a)
- 6 – Pick traded to Seattle for Bryce Fisher

### 2007

Rd.	Pick	Player	Pos.	College
1	19	Michael Griffin	S	Texas
2	50	Chris Henry	RB	Arizona
3	80	Paul Williams	WR	Fresno State
4a	115	Leroy Harris	G/C	North Carolina State
4b	128	Chris Davis	WR	Florida State
5	152	Antonio Johnson	DT	Mississippi State
6a	188	Joel Filani	WR	Texas Tech
6b	204	Jacob Ford	DE	Central Arkansas
6c	206	Ryan Smith	CB	Florida
7	223	Mike Otto	T	Purdue

#### Draft Notes

General Manager: Mike Reinfeldt

- 4b – Pick acquired in trade with Baltimore for Steve McNair in 2006.
- 6b – Pick acquired in trade with San Diego for Billy Volek in 2006.
- 6c – Pick acquired in trade with Indianapolis for seventh round pick (#238 overall) in 2006. That selection was originally obtained from Indianapolis for Rocky Calmus.

### 2006

Rd.	Pick	Player	Pos.	College
1	3	Vince Young	QB	Texas
2a	39	(Traded to Philadelphia)		
2b	45	LenDale White	RB	Southern California
3	70	(Traded to Buffalo)		
4a	102	Calvin Lowry	S	Penn State
4b	116	Stephen Tulloch	LB	North Carolina State
5a	137	Terna Nande	LB	Miami (Ohio)
5b	169	Jesse Mahelona	DT	Tennessee
6	172	Jonathan Orr	WR	Wisconsin
7a	215	Cortland Finnegan	CB	Samford
7b	238	(Traded to Indianapolis)		
7c	245	Spencer Toone	LB	Utah
7d	246	Quinton Ganther	RB	Utah

#### Draft Notes



# ALL-TIME DRAFT SELECTIONS

General Manager: Floyd Reese

- 5b, 7c and 7d – awarded as compensatory selections
- 2a – Pick traded to Philadelphia (see 2b)
- 2b – Pick acquired from Philadelphia along with 2006 fourth round pick (116 overall) for the Titans second round pick (39 overall)
- 3 – Pick traded to Buffalo for RB Travis Henry in 2005
- 7b – Pick acquired from Indianapolis for LB Rocky Calmus in 2005 and traded back to Indianapolis for sixth round selection in 2007

## 2005

Rd.	Pick	Player	Pos.	College
1	6	Adam Jones	CB	West Virginia
2a	37	(Traded to Detroit)		
2b	41	Michael Roos	T	Eastern Washington
3a	68	Courtney Roby	WR	Indiana
3b	96	Brandon Jones	WR	Oklahoma
4a	108	Vincent Fuller	S	Virginia Tech
4b	113	David Stewart	T	Mississippi State
4c	136	Roydell Williams	WR	Tulane
5a	142	Damien Nash	RB	Missouri
5b	150	Daniel Loper	T	Texas Tech
6	179	Bo Scaife	TE	Texas
7	218	Reynaldo Hill	CB	Florida

### Draft Notes

General Manager: Floyd Reese

- 3b and 4c – awarded as compensatory selections
- 2a – Pick traded to Detroit (see 2b)
- 2b – Pick acquired from Detroit along with 2005 fourth round pick (113 overall) for the Titans second round pick (37 overall)
- 4b – Pick acquired from Detroit (see 2b)
- 5b – Pick acquired from Kansas City for DE Carlos Hall

## 2004

Rd.	Pick	Player	Pos.	College
1	27	(Traded to Houston)		
2a	40	Ben Troupe	TE	Florida
2b	42	Travis LaBoy	DE	Hawaii
2c	57	Antwan Odom	DE	Alabama
3a	71	Randy Starks	DT	Maryland
3b	92	Rich Gardner	CB	Penn State
4a	103	Bo Schobel	DE	Texas Christian
4b	124	Michael Waddell	CB	North Carolina
5a	138	Jacob Bell	G	Miami (Ohio)
5b	159	(Traded to Houston)		
5c	165	Robert Reynolds	LB	Ohio State
6	191	Troy Fleming	RB	Tennessee
7a	230	Jared Clauss	DT	Iowa
7b	239	Eugene Amano	C	S.E. Missouri State
7c	241	Sean McHugh	TE	Penn State

### Draft Notes

General Manager: Floyd Reese

- 5c, 7b, 7c – awarded as compensatory selections
- 1 – Pick traded to Houston (see 2a)
- 2a – Pick acquired from Houston along with 2004 third round pick (71 overall), fourth round pick (103 overall) and fifth round pick (138 overall) for the Titans 2004 first round pick (27 overall) and fifth round pick (159 overall)
- 2b – Pick acquired from New York Jets for WR Justin McCareins
- 3a – Pick acquired in Houston trade (see 2a)
- 4a – Pick acquired in Houston trade (see 2a)
- 5a – Pick acquired in Houston trade (see 2a)
- 5b – Pick traded to Houston (see 2a)

## 2003

Rd.	Pick	Player	Pos.	College
1	28	Andre Woolfolk	CB	Oklahoma
2	60	Tyrone Calico	WR	Middle Tennessee State
3	93	Chris Brown	RB	Colorado
4	126	Rien Long	DT	Washington State

5a	154	Donnie Nickey	S	Ohio State
5b	164	(Traded to New England)		
6	201	(Traded to New England)		
7a	225	Todd Williams	T	Florida State
7b	243	(Traded to New England)		

### Draft Notes

General Manager: Floyd Reese

- 5a – Pick acquired from New England along with 2003 seventh round pick (225 overall) for the Titans 2003 fifth round pick (164 overall), sixth round pick (201 overall) and seventh round pick (243 overall)
- 5b – Pick traded to New England (see 5a)
- 6 – Pick traded to New England (see 5a)
- 7a – Pick acquired in New England trade (see 5a)
- 7b – Pick traded to New England (see 5a)

## 2002

Rd.	Pick	Player	Pos.	College
1a	14	(Traded to N.Y. Giants)		
1b	15	Albert Haynesworth	DT	Tennessee
2	45	Tank Williams	S	Stanford
3	77	Rocky Calmus	LB	Oklahoma
4a	110	Mike Echols	CB	Wisconsin
4b	115	Tony Beckham	CB	Wisconsin-Stout
4c	133	Rocky Boiman	LB	Notre Dame
5	151	Jake Schifino	WR	Akron
6	187	Justin Hartwig	G	Kansas
7a	225	Darrell Hill	WR	Northern Illinois
7b	240	Carlos Hall	DE	Arkansas

### Draft Notes

General Manager: Floyd Reese

- 4c – awarded as compensatory selection
- 1a – Pick traded to N.Y. Giants (see 1b)
- 1b – Pick acquired from the New York Giants along with 2002 fourth round pick (115 overall) for the Titans 2002 first round pick (14 overall)
- 4b – Pick acquired in Giants trade (see 1b)
- 7b – Pick acquired from Green Bay for DT Rod Walker

## 2001

Rd.	Pick	Player	Pos.	College
1	29	(Traded to St. Louis)		
2	60	Andre Dyson	CB	Utah
3	90	Shad Meier	TE	Kansas State
4	124	Justin McCareins	WR	Northern Illinois
5	159	Eddie Berlin	WR	Northern Iowa
6a	192	Dan Alexander	RB	Nebraska
6b	199	Adam Haayer	T	Minnesota
7a	229	(Traded to Oakland)		
7b	232	Keith Adams	LB	Clemson

### Draft Notes

General Manager: Floyd Reese

- 6b, 7b – awarded as compensatory selections
- 1 – Pick traded to St. Louis for DE Kevin Carter
- 7a – Pick traded to Oakland for C Gennaro DiNapoli

## 2000

Rd.	Pick	Player	Pos.	College
1	30	Keith Bulluck	LB	Syracuse
3a	68	Erron Kinney	TE	Florida
3b	93	Byron Frisch	DE	Brigham Young
4a	124	Bobby Myers	S	Wisconsin
4b	128	Peter Sirmon	LB	Oregon
5a	135	Aric Morris	S	Michigan State
5b	160	Frank Chamberlin	LB	Boston College
6	197	Robaire Smith	DE	Michigan State
7a	213	Mike Green	RB	Houston
7b	237	Wes Shivers	T	Mississippi State

### Draft Notes

General Manager: Floyd Reese



## ALL-TIME DRAFT SELECTIONS

- 4b – awarded as compensatory selection
- 7a – Pick acquired from Chicago for LB Lemanski Hall

### 1999

Rd.	Pick	Player	Pos.	College
1	16	Jevon Kearse	DE	Florida
2a	46	(Traded to New England)		
2b	52	John Thornton	DT	West Virginia
3	81	Zach Piller	G	Florida
4a	114	Brad Ware	S	Auburn
4b	117	Donald Mitchell	CB	Southern Methodist
5	151	Kevin Daft	QB	California-Davis
6	186	Darran Hall	WR	Colorado State
7	222	Phil Glover	LB	Utah

#### Draft Notes

General Manager: Floyd Reese

- 2a – Pick traded to New England (see 2b)
- 2b – Pick acquired from New England along with 1999 fourth round pick (117 overall) for Titans 1999 second round pick (46 overall)
- 4b – Pick acquired in New England trade (see 2b)



2024 Draft Class

## ALL-TIME TITANS/OILERS PICKS BY UNIVERSITY (1960-PRESENT)

School	Picks	School	Picks	School	Picks	School	Picks
Texas	21	Southern Methodist	6	Mississippi Southern	2	La Verne	1
Alabama	15	Southern Mississippi	6	Nicholls State	2	Lake Forest	1
Auburn	15	Utah State	6	North Carolina A&T	2	Liberty	1
Oklahoma	15	Fresno State	5	North Dakota State	2	Marshall	1
Baylor	14	Iowa State	5	North Texas State	2	Maryland-Eastern Shore	1
Louisiana State	14	Jackson State	5	Northern Arizona	2	Massachusetts	1
Penn State	14	Louisiana Tech	5	Southwest Missouri	2	McMurry	1
Michigan State	13	Minnesota	5	Samford	2	Minnesota State-Mankato	1
Mississippi	13	New Mexico State	5	South Carolina State	2	Minnesota-Duluth	1
Rice	13	Texas Tech	5	South Dakota State	2	Morningside	1
Georgia	12	Washington State	5	Southern	2	North Dakota	1
Houston	12	Arizona State	4	Texas A&M-Kingsville	2	Northeast Louisiana	1
Miami (Fla.)	12	Boston College	4	Toledo	2	Northeast Missouri	1
Mississippi State	12	Brigham Young	4	Troy State	2	Northeast Oklahoma	1
Southern California	12	Cincinnati	4	Texas-El Paso	2	Northern Colorado	1
Tennessee	12	Colorado	4	Wake Forest	2	Northern Iowa	1
Texas A&M	12	Colorado State	4	Wyoming	2	Northwest Missouri State	1
Northwestern	11	Lamar	4	Air Force	1	New Mexico Highlands	1
Clemson	10	Prairie View	4	Akron	1	Nevada	1
Florida State	10	Syracuse	4	Alabama-Birmingham	1	Oregon State	1
Illinois	10	Tennessee State	4	Angelo State	1	Ottawa	1
Michigan	10	Texas Southern	4	Appalachian State	1	Pacific West	1
Pittsburgh	10	Tulsa	4	Arkansas AM&N	1	Panhandle A&M	1
Purdue	10	Virginia	4	Arkansas Tech	1	Pepperdine	1
Stanford	10	Virginia Tech	4	Augustana	1	Portland State	1
Wisconsin	10	Western Kentucky	4	Austin Peay	1	Richmond	1
Florida	9	East Carolina	3	Bemidji State	1	Sam Houston State	1
Missouri	9	Florida A&M	3	Benedict	1	Santa Clara	1
Notre Dame	9	Johnson Smith	3	Bishop	1	Shepherd	1
Texas Christian	9	McNeese State	3	Boise State	1	Simpson	1
West Virginia	9	Montana	3	Boston University	1	Southeast Louisiana	1
Arizona	8	Morgan State	3	Brown	1	Southeast Missouri State	1
California	8	New Mexico	3	Cal State-Chico	1	Southern Illinois	1
Grambling State	8	North Carolina Central	3	California, Pa.	1	Southern Utah	1
Iowa	8	Northern Illinois	3	Cameron	1	St. Ambrose	1
Miami (Ohio)	8	Northwestern State (La.)	3	Central Arkansas	1	Tampa	1
Nebraska	8	Rutgers	3	Central Florida	1	Temple	1
Ohio State	8	Southwest Texas State	3	Charlotte	1	Tennessee-Martin	1
UCLA	8	Stephen F. Austin	3	Cheyney	1	Texas A&I	1
Utah	8	West Texas State	3	Concordia College (Minn.)	1	Vanderbilt	1
Kentucky	7	Abilene Christian	2	Connecticut	1	Villanova	1
Louisville	7	Alabama State	2	Detroit	1	Virginia State	1
North Carolina	7	Ball State	2	Drake	1	Washburn	1
North Carolina State	7	Bowling Green	2	East Texas State	1	Washington (Mo.)	1
Oklahoma State	7	California-Davis	2	Eastern Michigan	1	West Texas State	1
Oregon	7	Chattanooga	2	Eastern New Mexico	1	West Virginia State	1
Tulane	7	Duke	2	Eastern Washington	1	West Virginia Tech	1
Washington	7	Humboldt State	2	Florida Atlantic	1	Western Michigan	1
Alcorn State	6	Indiana	2	Florida International	1	Whittier	1
Arkansas	6	Kansas State	2	George Washington	1	Widener	1
Georgia Tech	6	Kent State	2	Hardin-Simmons	1	Wiley	1
Hawaii	6	Lincoln	2	Howard Payne	1	William & Mary	1
Kansas	6	Marquette	2	Idaho	1	Winston-Salem State	1
Maryland	6	Memphis State	2	Jacksonville State	1	Wisconsin-Oshkosh	1
South Carolina	6	Middle Tennessee State	2	Kalamazoo	1	Wisconsin-Stout	1



# TITANS TRADE HISTORY SINCE 1997

## 2024 TRADES

Trade Date/Teams	Compensation	Overall	Player Selected	Note
<b>1. March 29, 2024</b>				
Tennessee Receives:	Player: CB L'Jarius Sneed			
	Draft Choice: Round 7, 2024	#252	OLB Jaylen Harrell	
Kansas City Receives:	Draft Choice: Round 7, 2024	#221	(T Travis Clayton)	Pick originally from Carolina; traded to Buffalo
	Draft Choice: Round 3, 2025			
<b>2. April 12, 2024</b>				
Tennessee Receives:	Player: T Leroy Watson			
Cleveland Receives:	Draft Choice: Round 7, 2024	#227	CB Myles Harden	
<b>3. Aug. 27, 2024</b>				
Tennessee Receives:	Draft Choice: Round 7, 2025			
Green Bay Receives:	Player: QB Malik Willis			
<b>4. Aug. 28, 2024</b>				
Tennessee Receives:	Player: LB Ernest Jones IV			
	Draft Choice: Round 6, 2026			Conditional
L.A. Rams Receive:	Draft Choice: Round 5, 2026			
<b>5. Aug. 29, 2024</b>				
Tennessee Receives:	Draft Choice: Round 7, 2026			
L.A. Chargers Receive:	Player: DB Elijah Molden			
<b>6. Oct. 24, 2024</b>				
Tennessee Receives:	Draft Choice: Round 5, 2025			Conditional
Kansas City Receives:	Player: WR DeAndre Hopkins			
<b>7. Oct. 24, 2024</b>				
Tennessee Receives:	Player: Jerome Baker			
	Draft Choice: Round 4, 2025			
Seattle Receives:	Player: LB Ernest Jones IV			

## 2023 TRADES

Trade Date/Teams	Compensation	Overall	Player Selected	Note
<b>1. April 28, 2023 (Draft Day Trade)</b>				
Tennessee Receives:	Draft Choice: Round 2, 2023	#33	QB Will Levis	Pick originally from Houston
	Draft Choice: Round 3, 2023	#81	RB Tyjae Spears	Pick originally from Detroit
Arizona Receives:	Draft Choice: Round 2, 2023	#41	OLB B.J. Ojulari	
	Draft Choice: Round 3, 2023	#72	DB Garrett Williams	
	Draft Choice: Round 3, 2024	#71	G Isaiah Adams	
<b>2. Aug. 29, 2023</b>				
Tennessee Receives:	Player: K Nick Folk			
New England Receives:	Draft Choice: Round 7, 2025			
<b>3. Oct. 23, 2023</b>				
Tennessee Receives:	Player: S Terrell Edmunds			
	Draft Choice: Round 5, 2024	#146	CB Jarvis Brownlee Jr.	Pick originally from Minnesota
	Draft Choice: Round 6, 2024	#182	WR Jha'Quan Jackson	Tennessee's original pick reacquired
Philadelphia Receives:	Player: S Kevin Byard			

## 2022 TRADES

Trade Date/Teams	Compensation	Overall	Player Selected	Note
<b>1. March 23, 2022</b>				
Tennessee Receives:	Player: WR Robert Woods			
L.A. Rams Receive:	Draft Choice: Round 6, 2023	#189	OLB Ochaun Mathis	
<b>2. April 28, 2022 (Draft Day Trade)</b>				
Tennessee Receives:	Draft Choice: Round 1, 2022	#18	WR Treyton Burks	Pick originally from New Orleans
	Draft Choice: Round 3, 2022	#101	(TE Jeremy Ruckert)	Pick originally a New Orleans compensatory selection; traded to NY Jets
Philadelphia Receives:	Player: WR A.J. Brown			
<b>3. April 28, 2022 (Draft Day Trade)</b>				
Tennessee Receives:	Draft Choice: Round 2, 2022	#35	CB Roger McCreary	
	Draft Choice: Round 3, 2022	#69	OL Nicholas Petit-Frere	





## TITANS TRADE HISTORY SINCE 1997

N.Y. Jets Receive:	Draft Choice:	Round 5, 2022	#163	WR Kyle Philips	Pick originally from Pittsburgh
	Draft Choice:	Round 1, 2022	#26	OLB Jermaine Johnson	
	Draft Choice:	Round 3, 2022	#101	TE Jeremy Ruckert	Pick originally a New Orleans compensatory selection

### 4. April 29, 2022 (Draft Day Trade)

Tennessee Receives:	Draft Choice:	Round 3, 2022	#86	QB Malik Willis	
Las Vegas Receives:	Draft Choice:	Round 3, 2022	#90	G Dylan Parham	
	Draft Choice:	Round 5, 2022	#169	(RB Ty Chandler)	Pick traded to Minnesota

### 5. Aug. 17, 2022

Tennessee Receives:	Player:	S Tyree Gillespie			
Las Vegas Receives:	Draft Choice:	Round 7, 2024			Trade conditions not met

### 6. Aug. 24, 2022

Tennessee Receives:	Player:	DB Ugo Amadi			
	Draft Choice:	Round 7, 2024	#242	LB James Williams	
Philadelphia Receives:	Draft Choice:	Round 6, 2024	#182	(WR Jha'Quan Jackson)	Pick reacquired by Tennessee on Oct. 23, 2023

### 7. Aug. 29, 2022

Tennessee Receives:	Player:	OL Dennis Daley			
	Draft Choice:	Round 7, 2024	#221	(T Travis Clayton)	Pick traded to Buffalo through Kansas City
Carolina Receives:	Draft Choice:	Round 5, 2024	#142	(WR Anthony Gould)	Pick traded to Indianapolis

## 2021 TRADES

Trade Date/Teams	Compensation	Overall	Player Selected	Note
------------------	--------------	---------	-----------------	------

### 1. March 17, 2021

Tennessee Receives:	Draft Choice:	Round 7, 2021	#232	(DT Phil Hoskins)	Pick originally from Atlanta; traded to Carolina
Miami Receives:	Player:	T Isaiah Wilson			
	Draft Choice:	Round 7, 2022	#247	QB Skylar Thompson	

### 2. April 30, 2021 (Draft Day Trade)

Tennessee Receives:	Draft Choice:	Round 3, 2021	#92	ILB Monty Rice	
	Draft Choice:	Round 4, 2021	#135	OLB Rashad Weaver	
Green Bay Receives:	Draft Choice:	Round 3, 2021	#85	WR Amari Rodgers	

### 3. May 1, 2021 (Draft Day Trade)

Tennessee Receives:	Draft Choice:	Round 4, 2021	#109	WR Dez Fitzpatrick	Pick originally from Houston
Carolina Receives:	Draft Choice:	Round 4, 2021	#126	RB Chuba Hubbard	
	Draft Choice:	Round 5, 2021	#166	DB Keith Taylor	
	Draft Choice:	Round 7, 2021	#232	DT Phil Hoskins	Pick originally from Atlanta through Miami

### 4. June 6, 2021

Tennessee Receives:	Player:	WR Julio Jones			
	Draft Choice:	Round 6, 2023	#186	OL Jaelyn Duncan	
Atlanta Receives:	Draft Choice:	Round 2, 2022	#58	LB Troy Andersen	
	Draft Choice:	Round 4, 2023	#110	(DT Adetomiwa Adebawore)	Pick traded to Indianapolis

## 2020 TRADES

Trade Date/Teams	Compensation	Overall	Player Selected	Note
------------------	--------------	---------	-----------------	------

### 1. March 19, 2020

Tennessee Receives:	Draft Choice:	Round 7, 2020	#237	(CB Thakarius Keyes)	Pick originally from New England; traded to Kansas City
Denver Receives:	Player:	DT Jurrell Casey			

### 2. April 25, 2020 (Draft Day Trade)

Tennessee Receives:	Draft Choice:	Round 6, 2021	#215	S Brady Breeze	
Kansas City Receives:	Draft Choice:	Round 7, 2020	#237	CB Thakarius Keyes	Pick originally from New England through Denver

### 3. Oct. 14, 2020

Tennessee Receives:	Draft Choice:	Round 6, 2021	#185	(LB Nick Niemann)	Pick traded to L.A. Chargers
Jacksonville Receives:	Draft Choice:	Round 7, 2021	#249	(WR Ben Skowronek)	Pick traded to L.A. Rams
	Player:	OLB Kamalei Correa			

### 4. Nov. 2, 2020

Tennessee Receives:	Player:	CB Desmond King II			
L.A. Chargers Receive:	Draft Choice:	Round 6, 2021	#185	LB Nick Niemann	Pick originally from Jacksonville



# TITANS TRADE HISTORY SINCE 1997

## 2019 TRADES

Trade Date/Teams	Compensation	Overall	Player Selected	Note
<b>1. March 15, 2019</b>				
Tennessee Receives:	Player: QB Ryan Tannehill			
	Draft Choice: Round 6, 2019 #188	LB David Long Jr.		
Miami Receives:	Draft Choice: Round 7, 2019 #233	RB Chandler Cox		
	Draft Choice: Round 4, 2020 #135	(G Kevin Dotson)		Pick traded to Pittsburgh
<b>2. April 27, 2019 (Draft Day Trade)</b>				
Tennessee Receives:	Draft Choice: Round 4, 2019 #116	DB Amani Hooker		Pick originally from Miami through New Orleans
	Draft Choice: Round 5, 2019 #168	OLB D'Andre Walker		Pick originally from New Orleans
N.Y. Jets Receive:	Draft Choice: Round 4, 2019 #121	TE Trevon Wesco		
	Draft Choice: Round 5, 2019 #157	LB Blake Cashman		
<b>3. August 29, 2019</b>				
Tennessee Receives:	Player: OLB Reggie Gilbert			
Green Bay Receives:	Draft Choice: Round 6, 2020 #208	C Jake Hanson		
<b>4. August 31, 2019</b>				
Tennessee Receives:	Draft Choice: Round 7, 2020 #224	QB Cole McDonald		
Cleveland Receives:	Player: WR Taywan Taylor			

## 2018 TRADES

Trade Date/Teams	Compensation	Overall	Player Selected	Note
<b>1. April 26, 2018 (Draft Day Trade)</b>				
Tennessee Receives:	Draft Choice: Round 1, 2018 #22	LB Rashaan Evans		Pick originally from Kansas City through Buffalo
	Draft Choice: Round 6, 2018 #215	(C Bradley Bozeman)		Pick traded back to Baltimore
Baltimore Receives:	Draft Choice: Round 1, 2018 #25	TE Hayden Hurst		
	Draft Choice: Round 4, 2018 #125	(DB Avonte Maddox)		Pick traded to Philadelphia
<b>2. April 27, 2018 (Draft Day Trade)</b>				
Tennessee Receives:	Draft Choice: Round 2, 2018 #41	OLB Harold Landry III		
Oakland Receives:	Draft Choice: Round 2, 2018 #57	DT P.J. Hall		
	Draft Choice: Round 3, 2018 #89	(T Joseph Noteboom)		Pick traded to L.A. Rams
<b>3. April 28, 2018 (Draft Day Trade)</b>				
Tennessee Receives:	Draft Choice: Round 5, 2018 #152	DB Dane Cruikshank		
Baltimore Receives:	Draft Choice: Round 5, 2018 #162	WR Jordan Lasley		
	Draft Choice: Round 6, 2018 #215	C Bradley Bozeman		Pick originally from Baltimore
<b>4. August 28, 2018</b>				
Tennessee Receives:	Player: LB Kamalei Correa			
Baltimore Receives:	Draft Choice: Round 6, 2019 #191	(DB Marcus Epps)		Pick traded to Minnesota

## 2017 TRADES

Trade Date/Teams	Compensation	Overall	Player Selected	Note
<b>1. April 28, 2017 (Draft Day Trade)</b>				
Tennessee Receives:	Draft Choice: Round 3, 2017 #72	WR Taywan Taylor		Pick originally from Carolina
	Draft Choice: Round 6, 2017 #200	(T Adam Bisnowaty)		Pick traded to N.Y. Giants; originally from Indianapolis
New England Receives:	Draft Choice: Round 3, 2017 #83	DE Derek Rivers		
	Draft Choice: Round 4, 2017 #124	(LB Jalen Reeves-Maybin)		Pick traded to Detroit
<b>2. April 29, 2017 (Draft Day Trade)</b>				
Tennessee Receives:	Draft Choice: Round 5, 2017 #155	LB Jayon Brown		
Philadelphia Receives:	Draft Choice: Round 5, 2017 #164	(G Isaac Asiata)		Pick traded to Miami
	Draft Choice: Round 6, 2017 #214	DT Elijah Qualls		Pick originally from Atlanta
<b>3. April 29, 2017 (Draft Day Trade)</b>				
Tennessee Receives:	Draft Choice: Round 6, 2017 #207	(DB Brandon Wilson)		Pick traded to Cincinnati
	Draft Choice: Round 7, 2017 #241	RB Khalfani Muhammad		
N.Y. Giants Receive:	Draft Choice: Round 6, 2017 #200	T Adam Bisnowaty		Pick originally from Indianapolis through New England



## TITANS TRADE HISTORY SINCE 1997

### 4. April 29, 2017 (Draft Day Trade)

Tennessee Receives:	Draft Choice:	Round 6, 2017	#217	OL Corey Levin	Compensatory pick
	Draft Choice:	Round 7, 2017	#227	OLB Josh Carraway	
Cincinnati Receives:	Draft Choice:	Round 6, 2017	#207	DB Brandon Wilson	Pick originally from N.Y. Giants

### 5. Sept. 1, 2017

Tennessee Receives:	Player:	DE David King			
Kansas City Receives:	Draft Choice:	Round 7, 2018	#243	(DB Keion Crossen)	Conditional draft choice; traded to New England

## 2016 TRADES

Trade Date/Teams	Compensation	Overall	Player Selected	Note
------------------	--------------	---------	-----------------	------

### 1. March 9, 2016

Tennessee Receives:	Player:	RB DeMarco Murray			
	Draft Choice:	Round 4, 2016	#113	(LB Nick Kwiatkoski)	Pick traded from Tennessee to Los Angeles to Chicago
Philadelphia Receives:	Draft Choice:	Round 4, 2016	#100	(QB Connor Cook)	Pick traded from Philadelphia to Cleveland to Oakland

### 2. April 14, 2016

Tennessee Receives:	Draft Choice:	Round 1, 2016	#15	(WR Corey Coleman)	Pick traded from Tennessee to Cleveland
	Draft Choice:	Round 2, 2016	#43	DL Austin Johnson	Pick originally from Philadelphia
	Draft Choice:	Round 2, 2016	#45	RB Derrick Henry	
	Draft Choice:	Round 3, 2016	#76	(T Shon Coleman)	Pick traded from Tennessee to Cleveland
	Draft Choice:	Round 1, 2017	#5	WR Corey Davis	
	Draft Choice:	Round 3, 2017	#100	TE Jonnu Smith	Compensatory pick
L.A. Rams Receive:	Draft Choice:	Round 1, 2016	#1	QB Jared Goff	
	Draft Choice:	Round 4, 2016	#113	(LB Nick Kwiatkoski)	Pick originally from Philadelphia; traded from Los Angeles to Chicago
	Draft Choice:	Round 6, 2016	#177	TE Temarrick Hemingway	

### 3. April 28, 2016 (Draft Day Trade)

Tennessee Receives:	Draft Choice:	Round 1, 2016	#8	T Jack Conklin	Pick originally from Miami through Philadelphia
	Draft Choice:	Round 6, 2016	#176	(RB Andy Janovich)	Pick traded from Tennessee to Denver
Cleveland Receives:	Draft Choice:	Round 1, 2016	#15	WR Corey Coleman	Pick originally from Los Angeles
	Draft Choice:	Round 3, 2016	#76	T Shon Coleman	Pick originally from Los Angeles
	Draft Choice:	Round 2, 2017	#52	QB DeShone Kizer	

### 4. April 30, 2016 (Draft Day Trade)

Tennessee Receives:	Draft Choice:	Round 5, 2016	#157	CB LeShaun Sims	Pick originally from N.Y. Jets
	Draft Choice:	Round 7, 2016	#253	CB Kalan Reed	
Denver Receives:	Draft Choice:	Round 6, 2016	#176	RB Andy Janovich	Pick originally from Cleveland
	Draft Choice:	Round 6, 2017	#203	RB De'Angelo Henderson	

### 5. Aug. 16, 2016

Tennessee Receives:	Player:	G/T Dennis Kelly			
Philadelphia Receives:	Player:	WR Dorial Green-Beckham			

## 2015 TRADES

Trade Date/Teams	Compensation	Overall	Player Selected	Note
------------------	--------------	---------	-----------------	------

### 1. May 1, 2015 (Draft Day Trade)

Tennessee Receives:	Draft Choice:	Round 2, 2015	#40	WR Dorial Green-Beckham	
	Draft Choice:	Round 4, 2015	#108	FB Jalston Fowler	
	Draft Choice:	Round 7, 2015	#245	WR Tre McBride	Pick originally from Denver
New York Giants Receive:	Draft Choice:	Round 2, 2015	#33	S Landon Collins	

### 2. Sept. 4, 2015

Tennessee Receives:	Draft Choice:	Round 6, 2016	#193	G Sebastian Tretola	
	Draft Choice:	Round 6, 2017	#214	(DT Elijah Qualls)	Pick traded to Philadelphia
Atlanta Receives:	Player:	G Andy Levitre			

### 3. Sept. 6, 2015

Tennessee Receives:	Player:	RB Terrance West			
Cleveland Receives:	Draft Choice:	Conditional 2016 Pick	(none)		Conditions not met for Cleveland to receive pick

## 2014 TRADES

Trade Date/Teams	Compensation	Overall	Player Selected	Note
------------------	--------------	---------	-----------------	------



# TITANS TRADE HISTORY SINCE 1997

## 1. May 9, 2014 (Draft Day Trade)

Tennessee Receives:	Draft Choice:	Round 2, 2014	#54	RB Bishop Sankey	
	Draft Choice:	Round 4, 2014	#122	DB Marqueston Huff	
Philadelphia Receives:	Draft Choice:	Round 2, 2014	#42	WR Jordan Matthews	

## 2. May 10, 2014 (Draft Day Trade)

Tennessee Receives:	Draft Choice:	Round 6, 2014	#178	QB Zach Mettenberger	
Washington Receives:	Draft Choice:	Round 6, 2014	#186	RB Lache Seastrunk	
	Draft Choice:	Round 7, 2014	#228	K Zach Hocker	

## 3. Aug. 30, 2014

Tennessee Receives:	Draft Choice:	Conditional 2015 Pick	(none)		Conditions not met for Tennessee to receive pick
Dallas Receives:	Player:	DE Lavar Edwards			

## 4. Oct. 22, 2014

Tennessee Receives:	Draft Choice:	Round 6, 2015	#208	C Andy Gallik	
New England Receives:	Player:	LB Akeem Ayers			
	Draft Choice:	Round 7, 2015	#219	(ILB Hayes Pullard)	Pick traded to Cleveland

## 2013 TRADES

Trade Date/Teams	Compensation	Overall	Player Selected	Note	
<b>1. April 26, 2013 (Draft Day Trade)</b>					
Tennessee Receives:	Draft Choice:	Round 2, 2013	#34	WR Justin Hunter	
San Francisco Receives:	Draft Choice:	Round 2, 2013	#40	DE Cornelius Carradine	
	Draft Choice:	Round 7, 2013	#216	(WR Charles Johnson)	Pick by Green Bay after trade from San Francisco
	Draft Choice:	Round 3, 2014	#77	LB Chris Borland	

## 2012 TRADES

Trade Date/Teams	Compensation	Overall	Player Selected	Note	
<b>1. April 28, 2012 (Draft Day Trade)</b>					
Tennessee Receives	Draft Choice:	Round 5, 2012	#145	TE Taylor Thompson	
Miami Receives:	Draft Choice:	Round 5, 2012	#155	LB Josh Kaddu	
	Draft Choice:	Round 7, 2012	#227	WR Rishard Matthews	
<b>2. April 28, 2012 (Draft Day Trade)</b>					
Tennessee Receives:	Draft Choice:	Round 7, 2012	#211	DE Scott Solomon	
Minnesota Receives:	Draft Choice:	Round 6, 2013	#176	(T David Quessenberry)	Pick by Houston after trade from MIN to AZ to OAK to HOU

## 2011 TRADES

Trade Date/Teams	Compensation	Overall	Player Selected	Note
<b>1. Sept. 3, 2011</b>				
Tennessee Receives:	Player:	FB Quinn Johnson		
Green Bay Receives:	Draft Choice:	Conditional 2012 Pick	(none)	Conditions not met for Green Bay to receive pick

## 2010 TRADES

Trade Date/Teams	Compensation	Overall	Player Selected	Note
<b>1. April 24, 2010 (Draft Day Trade)</b>				
Tennessee Receives:	Draft Choice:	Round 4, 2010	#104	CB Alterraun Verner
	Draft Choice:	Round 6, 2010	#176	QB Rusty Smith
Seattle Receives:	Draft Choice:	Round 4, 2010	#111	DB Walter Thurmond
	Draft Choice:	Round 6, 2010	#185	TE Anthony McCoy
	Player:	RB LenDale White		
	Player:	DT Kevin Vickerson		

## 2009 TRADES

Trade Date/Teams	Compensation	Overall	Player Selected	Note	
<b>1. April 26, 2009 (Draft Day)</b>					
Tennessee Receives:	Draft Choice:	Round 3, 2009	#89	TE Jared Cook	
New England Receives:	Draft Choice:	Round 2, 2010	#47	(LB Daryl Washington)	Pick later traded to Arizona



# TITANS TRADE HISTORY SINCE 1997

## 2008 TRADES

Trade Date/Teams	Compensation	Overall	Player Selected	Note	
<b>1. April 26, 2008 (Draft Day)</b>					
Tennessee Receives:	Draft Choice:	Round 4, 2008	#126	WR Lavelle Hawkins	
Dallas Receives:	Player:	CB Pacman Jones			
	Draft Choice:	Round 5, 2009	#166	DB Michael Hamlin	
<b>2. April 27, 2008 (Draft Day)</b>					
Tennessee Receives:	Draft Choice:	Round 4, 2008	#103	DE William Hayes	Pick originally from Atlanta
Washington Receives:	Draft Choices:	Round 4, 2008	#124	CB Justin Tryon	
	Draft Choice:	Round 5, 2008	#157	(G Roy Schuening)	Pick later traded to St. Louis

## 2007 TRADES

Trade Date/Teams	Compensation	Overall	Player Selected	Note
<b>1. Sept. 11, 2007</b>				
Tennessee Receives:	Player:	DE Bryce Fisher		
Seattle Receives:	Draft Choice:	Round 6, 2008	#189	LS Tyler Schmitt

## 2006 TRADES

Trade Date/Teams	Compensation	Overall	Player Selected	Note	
<b>1. April 29, 2006 (Draft Day)</b>					
Tennessee Receives:	Draft Choice:	Round 2, 2006	#45	RB LenDale White	
	Draft Choice:	Round 4, 2006	#116	LB Stephen Tulloch	
Philadelphia Receives:	Draft Choice:	Round 2, 2006	#39	T Winston Justice	
<b>2. April 30, 2006 (Draft Day)</b>					
Tennessee Receives:	Draft Choice:	Round 6, 2007	#206	CB Ryan Smith	
Indianapolis Receives:	Draft Choice:	Round 7, 2006	#238	CB T.J. Rushing	Pick originally obtained from Ind. for Rocky Calmus
<b>3. June 9, 2006</b>					
Tennessee Receives:	Draft Choice:	Round 4, 2007	#128	WR Chris Davis	
Baltimore Receives:	Player:	QB Steve McNair			
<b>4. Sept. 20, 2006</b>					
Tennessee Receives:	Draft Choice:	Round 6, 2007	#204	DE Jacob Ford	
San Diego Receives:	Player:	QB Billy Volek			

## 2005 TRADES

Trade Date/Teams	Compensation	Overall	Player Selected	Note	
<b>1. April 6, 2005</b>					
Tennessee Receives:	Draft Choice:	Round 5, 2005	#150	T Daniel Loper	
Kansas City Receives:	Player:	DE Carlos Hall			
<b>2. April 23, 2005 (Draft Day)</b>					
Tennessee Receives:	Draft Choice:	Round 2, 2005	#41	T Michael Roos	
	Draft Choice:	Round 4, 2005	#113	T David Stewart	
Detroit Receives:	Draft Choice:	Round 2, 2005	#37	DE Shaun Cody	
<b>3. July 19, 2005</b>					
Tennessee Receives:	Player:	RB Travis Henry			
Buffalo Receives:	Draft Choice:	Round 3, 2006	#70	CB Ashton Youboty	
<b>4. Sept. 3, 2005</b>					
Tennessee Receives:	Draft Choice:	Round 7, 2006	#238	(CB T.J. Rushing)	Pick traded back to Indianapolis on April 30, 2006
Indianapolis Receives:	Player:	LB Rocky Calmus			

## 2004 TRADES

Trade Date/Teams	Compensation	Overall	Player Selected	Note
<b>1. March 8, 2004</b>				
Tennessee Receives:	Draft Choice:	Round 2, 2004	#42	DE Travis LaBoy
New York Jets Receive:	Player:	WR Justin McCareins		





# TITANS TRADE HISTORY SINCE 1997

## 2. April 24, 2004 (Draft Day)

Tennessee Receives:	Draft Choice:	Round 2, 2004	#40	TE Ben Troupe	
	Draft Choice:	Round 3, 2004	#71	DT Randy Starks	
	Draft Choice:	Round 4, 2004	#103	DE Bo Schobel	
	Draft Choice:	Round 5, 2004	#138	G Jacob Bell	
Houston Receives:	Draft Choice:	Round 1, 2004	#27	DE Jason Babin	
	Draft Choice:	Round 5, 2004	#159	(T Sean Bubin)	Pick later traded to Jacksonville

## 2003 TRADES

Trade Date/Teams	Compensation	Overall	Player Selected	Note	
<b>1. April 27, 2003 (Draft Day)</b>					
Tennessee Receives:	Draft Choice:	Round 5, 2003	#154	S Donnie Nicky	Pick originally from Houston
	Draft Choice:	Round 7, 2003	#225	T Todd Williams	Pick originally from St. Louis
New England Receives:	Draft Choice:	Round 5, 2003	#164	C Dan Koppen	
	Draft Choice:	Round 6, 2003	#201	QB Kliff Kingsbury	
	Draft Choice:	Round 7, 2003	#243	DT Ethan Kelley	

## 2002 TRADES

Trade Date/Teams	Compensation	Overall	Player Selected	Note	
<b>1. April 20, 2002 (Draft Day)</b>					
Tennessee Receives:	Draft Choice:	Round 1, 2002	#15	DT Albert Haynesworth	
	Draft Choice:	Round 4, 2002	#115	CB Tony Beckham	
N.Y. Giants Receive:	Draft Choice:	Round 1, 2002	#14	TE Jeremy Shockey	

## 2001 TRADES

Trade Date/Teams	Compensation	Overall	Player Selected	Note
<b>1. April 4, 2001</b>				
Tennessee Receives:	Player:	DE Kevin Carter		
St. Louis Receives:	Draft Choice:	Round 1, 2001	#29	DT Ryan Pickett
<b>2. Sept. 2, 2001</b>				
Tennessee Receives:	Draft Choice:	Round 7, 2002	#240	DE Carlos Hall
Green Bay Receives:	Player:	DT Rod Walker		
<b>3. Sept. 2, 2001</b>				
Tennessee Receives:	Draft Choice	Conditional Future Pick	(none)	Conditions not met for Tennessee to receive pick
Carolina Receives:	Player:	S Perry Phenix		

## 2000 TRADES

Trade Date/Teams	Compensation	Overall	Player Selected	Note
<b>1. April 15, 2000 (Draft Day)</b>				
Tennessee Receives:	Draft Choice:	Round 3, 2000	#68	TE Erron Kinney
	Draft Choice:	Round 5, 2000	#135	S Aric Morris
Philadelphia Receives:	Draft Choice:	Round 2, 2000	#61	G Bobby Williams
<b>2. Aug. 27, 2000</b>				
Tennessee Receives:	Player:	C Gennaro DiNapoli		
Oakland Receives:	Draft Choice:	Round 7, 2001	#229	WR Ken-Yon Rambo

## 1999 TRADES

Trade Date/Teams	Compensation	Overall	Player Selected	Note
<b>1. April 17, 1999 (Draft Day)</b>				
Tennessee Receives:	Draft Choice:	Round 2, 1999	#52	DT John Thornton
	Draft Choice:	Round 4, 1999	#117	CB Donald Mitchell
New England Receives:	Draft Choice:	Round 2, 1999	#46	RB Kevin Faulk



# VETERAN FREE AGENCY HISTORY

## 2024

### Free Agents Signed (12)

S Jamal Adams (Seattle)  
CB Chidobe Awuzie (Cincinnati)  
WR Tyler Boyd (Cincinnati)  
OL Saahdiq Charles (Washington)  
T Geron Christian Sr. (Cleveland)  
C Lloyd Cushenberry III (Denver)  
S Quandre Diggs (Seattle)  
DL Sebastian Joseph-Day (San Francisco)  
LB Kenneth Murray Jr. (L.A. Chargers)  
RB Tony Pollard (Dallas)  
WR Calvin Ridley (Jacksonville)  
QB Mason Rudolph (Pittsburgh)  
TE Nick Vannett (L.A. Chargers)

### Free Agents Lost (12)

LB Azeez Al-Shaair (Houston)  
DL Denico Autry (Houston)  
C Aaron Brewer (Miami)  
S Terrell Edmunds (Jacksonville)  
CB Kristian Fulton (L.A. Chargers)  
OLB Travis Gipson (Jacksonville)  
RB Derrick Henry (Baltimore)  
T Chris Hubbard (San Francisco)  
WR Chris Moore (Arizona)  
CB Sean Murphy-Bunting (Arizona)  
OL Calvin Throckmorton (Denver)  
S K'Von Wallace (Seattle)

## 2023

### Free Agents Signed (11)

ILB Azeez Al-Shaair (San Francisco)  
OL Daniel Brunskill (San Francisco)  
OL Andre Dillard (Philadelphia)  
LB Luke Gifford (Dallas)  
WR DeAndre Hopkins (Arizona)  
DT Jaleel Johnson (Atlanta)  
OLB Arden Key (Jacksonville)  
WR Chris Moore (Houston)  
CB Sean Murphy-Bunting (Tampa Bay)  
LB Ben Niemann (Arizona)  
TE Trevon Wesco (Chicago)

### Free Agents Lost (13)

OLB Tarell Basham (Cincinnati)  
T Le'Raven Clark (Pittsburgh)  
ILB Dylan Cole (Chicago)  
WR Chris Conley (San Francisco)  
T Dennis Daley (Arizona)  
G Nate Davis (Chicago)  
QB Joshua Dobbs (Cleveland)  
DE Mario Edwards Jr. (Seattle)  
TE Austin Hooper (Las Vegas)  
DB Lonnie Johnson Jr. (New Orleans)  
ILB David Long Jr. (Miami)  
DT Kevin Strong (Arizona)  
DE DeMarcus Walker (Chicago)

## 2022

### Players Signed (7)

RB Trenton Cannon (San Francisco)  
TE Austin Hooper (Cleveland)  
OL Jamarco Jones (Seattle)  
LB Justin Lawler (L.A. Rams)  
WR Josh Malone (Green Bay)  
DB A.J. Moore (Houston)  
DL DeMarcus Walker (Houston)

### Players Lost (11)

WR Cameron Batson (Atlanta)  
FB Khari Blasingame (Chicago)

ILB Jayon Brown (Las Vegas)  
S Dane Cruikshank (Chicago)  
ILB Rashaan Evans (Atlanta)  
TE Anthony Firkser (Atlanta)  
RB D'Onta Foreman (Carolina)  
WR Marcus Johnson (San Francisco)  
RB Jeremy McNichols (Atlanta)  
DT Kyle Peko (Las Vegas)  
OL David Quessenberry (Buffalo)

## 2021

### Players Signed (22)

OLB Ola Adeniyi (Pittsburgh)  
DL Denico Autry (Indianapolis)  
LB B.J. Bello (L.A. Chargers)  
WR Fred Brown (Denver)  
DT Trevon Coley (N.Y. Jets)  
LS Morgan Cox (Baltimore)  
T Christian DiLauro (Pittsburgh)  
OLB Bud Dupree (Pittsburgh)  
S Matthias Farley (N.Y. Jets)  
DT Woodrow Hamilton IV (Carolina)  
DT Bruce Hector (Carolina)  
RB Brian Hill (Atlanta)  
CB Jackrabbit Jenkins (New Orleans)  
CB Kevin Johnson (Cleveland)  
DT Abry Jones (Jacksonville)  
CB Chris Jones (Minnesota)  
T Kendall Lamm (Cleveland)  
WR Kalija Lipscomb (Green Bay)  
CB Greg Mabin (Jacksonville)  
LB Justin March (Dallas)  
CB Kevin Peterson (Arizona)  
WR Josh Reynolds (L.A. Rams)

### Players Lost (12)

OLB Jadeveon Clowney (Cleveland)  
WR Corey Davis (N.Y. Jets)  
DE Matt Dickerson (Las Vegas)  
G/C Jamil Douglas (Buffalo)  
DT DaQuan Jones (Carolina)  
DB Joshua Kalu (N.Y. Giants)  
CB Desmond King (Houston)  
CB Chris Milton (N.Y. Giants)  
TE MyCole Pruitt (San Francisco)  
WR Kalif Raymond (Detroit)  
TE Jonnu Smith (New England)  
CB Tye Smith (Minnesota)

## 2020

### Players Signed (7)

OLB Vic Beasley, Jr. (Atlanta)  
DB Ibraheim Campbell (Green Bay)  
DL Jack Crawford (Atlanta)  
LB Nick Dzubnar (L.A. Chargers)  
CB Johnathan Joseph (Houston)  
RB Senorise Perry (Buffalo)  
T Ty Sambrailo (Atlanta)

### Players Lost (6)

T Jack Conklin (Cleveland)  
WR Darius Jennings (L.A. Chargers)  
DL Austin Johnson (N.Y. Giants)  
QB Marcus Mariota (Las Vegas)  
WR Tajaé Sharpe (Minnesota)  
CB LeShaun Sims (Cincinnati)

## 2019

### Players Signed (7)

DL Frank Herron (New England)  
TE Ryan Hewitt (Indianapolis)  
WR Cody Hollister (New England)  
WR Adam Humphries (Tampa Bay)

G Rodger Saffold (L.A. Rams)  
DL Brent Urban (Baltimore)  
OLB Cameron Wake (Miami)

### Players Lost (2)

TE Luke Stocker (Atlanta)  
G Quinton Spain (Buffalo)

## 2018

### Players Signed (10)

CB Malcolm Butler (New England)  
WR Michael Campanaro (Baltimore)  
LB Will Compton (Washington)  
QB Blaine Gabbert (Arizona)  
RB Dion Lewis (New England)  
S Kendrick Lewis (Baltimore)  
DL Bennie Logan (Kansas City)  
G Kevin Pamphile (Tampa Bay)  
OL Xavier Su'a-Filo (Houston)  
WR Nick Williams (Atlanta)

### Players Lost (3)

DB Curtis Riley (N.Y. Giants)  
QB Brandon Weeden (Houston)  
LB Avery Williamson (N.Y. Jets)

## 2017

### Players Signed (8)

LB Daren Bates (Oakland)  
S Johnathan Cyprien (Jacksonville)  
CB Demontre Hurst (Chicago)  
OL Tim Lelito (New Orleans)  
CB Logan Ryan (New England)  
S Brynden Trawick (Oakland)  
KR/WR Eric Weems (Atlanta)  
NT Sylvester Williams (Denver)

### Players Lost (9)

LB David Bass (Seattle)  
T/G Byron Bell (Dallas)  
CB Valentino Blake (N.Y. Giants)  
TE Anthony Fasano (Miami)  
C/G Brian Schwenke (Indianapolis)  
LB Sean Spence (Indianapolis)  
S Daimion Stafford (Pittsburgh)  
G Chance Warmack (Philadelphia)  
WR Kendall Wright (Chicago)

## 2016

### Players Signed (7)

CB Brice McCain (Miami)  
C Ben Jones (Houston)  
QB Matt Cassel (Dallas)  
WR Rishard Matthews (Miami)  
LB Sean Spence (Pittsburgh)  
CB Antwon Blake (Pittsburgh)  
S Rashad Johnson (Arizona)

### Players Lost (5)

LB Zach Brown (Buffalo)  
FB Steven Johnson (Pittsburgh)  
OL Joe Looney (Dallas)  
DT Mike Martin (Philadelphia)  
CB Coty Sensabaugh (Los Angeles)

## 2015

### Players Signed (7)

T Byron Bell (Carolina)  
CB Perrish Cox (San Francisco)  
WR Harry Douglas (Atlanta)  
TE Anthony Fasano (Kansas City)  
WR Hakeem Nicks (Indianapolis)



## VETERAN FREE AGENCY HISTORY

OLB Brian Orakpo (Washington)  
S Da'Norris Searcy (Buffalo)

### **Players Lost (3)**

CB Brandon Ghee (Cincinnati)  
FB Collin Mooney (Atlanta)  
WR Nate Washington (Houston)

### **2014**

#### **Players Signed (8)**

RB Dexter McCluster (Kansas City)  
DL Al Woods (Pittsburgh)  
QB Charlie Whitehurst (San Diego)  
LB Wesley Woodyard (Denver)  
T Michael Oher (Baltimore)  
LB Shaun Phillips (Denver)  
G/C Eric Olsen (Pittsburgh)  
WR Brian Robiskie (Atlanta)

#### **Players Lost (4)**

CB Alterraun Verner (Tampa Bay)  
WR Damian Williams (Miami)  
WR Kenny Britt (St. Louis)  
QB Rusty Smith (N.Y. Giants)

### **2013**

#### **Players Signed (14)**

S George Wilson (Buffalo)  
LB Moise Fokou (Indianapolis)  
RB Shonn Greene (N.Y. Jets)  
DT Sammie Hill (Detroit)  
G Andy Levitre (Buffalo)  
TE Delanie Walker (San Francisco)  
G/C Rob Turner (St. Louis)  
QB Ryan Fitzpatrick (Buffalo)  
S Bernard Pollard (Baltimore)  
DE Ropati Pitoitua (Kansas City)  
WR Kevin Walter (Houston)  
C/G Chris Spencer (Chicago)  
RB Jalen Parmele (Jacksonville)  
DT Antonio Johnson (Indianapolis)

#### **Players Lost (5)**

TE Jared Cook (St. Louis)  
LB Zac Diles (Kansas City)  
G Leroy Harris (Detroit)  
DT Sen'Derrick Marks (Jacksonville)  
DE Jarius Wynn (San Diego)

### **2012**

#### **Players Signed (7)**

G Steve Hutchinson (Minnesota)  
DE Kamerion Wimbley (Oakland)  
DE Leger Douzable (Jacksonville)  
LB Zac Diles (Indianapolis)  
G Kyle DeVan (Philadelphia)  
C Jon Cooper (Minnesota)  
S Aaron Francisco (Detroit)

#### **Players Lost (6)**

WR Donnie Avery (Indianapolis)  
CB Cortland Finnegan (St. Louis)  
S Chris Hope (Atlanta)  
DE William Hayes (St. Louis)  
DE Jason Jones (Seattle)  
LB Barrett Ruud (Seattle)

### **2011**

#### **Players Signed (11)**

QB Matt Hasselbeck (Seattle)  
DT Shaun Smith (Kansas City)  
TE Daniel Graham (Denver)

LB Barrett Ruud (Tampa Bay)  
CB Frank Walker (Minnesota)  
S Jordan Babineaux (Seattle)  
T Pat McQuistan (Miami)  
S Anthony Smith (Green Bay)  
T Adam Terry (Jacksonville)  
RB Kestahn Moore (Washington)  
WR Kevin Curtis (Kansas City)

#### **Players Lost (4)**

DE Jason Babin (Philadelphia)  
QB Kerry Collins (Indianapolis)  
LB Stephen Tulloch (Detroit)  
TE Bo Scaife (Cincinnati)

### **2010**

#### **Players Signed (6)**

LB Will Witherspoon (Philadelphia)  
P/K Ricky Schmitt (San Francisco)  
DE Jason Babin (Philadelphia)  
CB Tye Hill (Atlanta)  
QB Chris Simms (Denver)  
TE Sean Ryan (Washington)

#### **Players Lost (2)**

DE Kyle Vanden Bosch (Detroit)  
TE Alge Crumpler (New England)

### **2009**

#### **Players Signed (5)**

CB DeMarcus Faggins (Houston)  
DT Jovan Haye (Tampa Bay)  
WR Mark Jones (Carolina)  
QB Patrick Ramsey (Denver)  
WR Nate Washington (Pittsburgh)

#### **Players Lost (6)**

CB Chris Carr (Baltimore)  
DT Albert Haynesworth (Washington)  
WR Brandon Jones (San Francisco)  
CB Eric King (Detroit)  
T Daniel Loper (Detroit)  
QB Chris Simms (Denver)

### **2008**

#### **Players Signed (7)**

TE Dwayne Blakley (Atlanta)  
CB Chris Carr (RFA-Oakland)  
TE Alge Crumpler (Atlanta)  
DE Jevon Kearse (Philadelphia)  
WR Justin McCareins (N.Y. Jets)  
OT Jake Scott (Indianapolis)  
LB Josh Stamer (Buffalo)

#### **Players Lost (8)**

G Jacob Bell (St. Louis)  
RB Chris Brown (Houston)  
LB Gilbert Gardner (Detroit)  
TE Ben Hartsock (Atlanta)  
DE Travis LaBoy (Arizona)  
DE Antwan Odom (Cincinnati)  
DT Randy Starks (Miami)  
TE Ben Troupe (Tampa Bay)

### **2007**

#### **Players Signed (6)**

LB Ryan Fowler (RFA-Dallas)  
WR Justin Gage (Chicago)  
CB Nick Harper (Indianapolis)  
CB Kelly Herndon (Seattle)  
QB Tim Rattay (Tampa Bay)  
S Bryan Scott (New Orleans)

#### **Players Lost (3)**

WR Drew Bennett (St. Louis)  
DT Robaire Smith (Cleveland)  
WR Bobby Wade (Minnesota)

### **2006**

#### **Players Signed (4)**

WR David Givens (New England)  
S Chris Hope (Pittsburgh)  
C Kevin Mawae (N.Y. Jets)  
LB David Thornton (Indianapolis)

#### **Players Lost (4)**

LB Rocky Boiman (Dallas)  
C Justin Hartwig (Carolina)  
LB Brad Kassell (N.Y. Jets)  
S Tank Williams (Minnesota)

### **2005**

#### **Players Signed (1)**

DE Kyle Vanden Bosch (Arizona)

#### **Players Lost (4)**

RB Antwain Smith (New Orleans)  
WR Eddie Berlin (Chicago)  
CB Andre Dyson (Seattle)  
TE Shad Meier (New Orleans)

### **2004**

#### **Players Signed (0)**

#### **Players Lost (2)**

DE Jevon Kearse (Philadelphia)  
DT Robaire Smith (Houston)

### **2003**

#### **Players Signed (0)**

#### **Players Lost (5)**

WR Kevin Dyson (Carolina)  
DT John Thornton (Cincinnati)  
CB Dainon Sidney (Buffalo)  
CB Donald Mitchell (Dallas)  
S Rich Coady (Indianapolis)

### **2002**

#### **Players Signed (4)**

S Lance Schulters (San Francisco)  
FB Greg Comella (N.Y. Giants)  
C Jeff Smith (Jacksonville)  
RB Robert Holcombe (St. Louis)

#### **Players Lost (4)**

DT Jason Fisk (San Diego)  
DT Josh Evans (N.Y. Jets)  
LB Greg Favors (Indianapolis)  
C Kevin Long (Jacksonville)

### **2001**

#### **Players Signed (2)**

K Joe Nedney (Carolina)  
CB DeRon Jenkins (San Diego)

#### **Players Lost (2)**

DE Kenny Holmes (N.Y. Giants)  
CB Denard Walker (Denver)

### **2000**

#### **Players Signed (2)**

LB Randall Godfrey (Dallas)



## VETERAN FREE AGENCY HISTORY

T Fred Miller (St. Louis)

### **Players Lost (5)**

LB Joe Bowden (Dallas)  
LB Doug Colman (Oakland)  
S Anthony Dorsett (Oakland)  
TE Jackie Harris (Dallas)  
T Jon Runyan (Philadelphia)

### **1999**

#### **Players Signed (5)**

DT Jason Fisk (Minnesota)  
DT Mike Jones (New England)  
FB Lorenzo Neal (Tampa Bay)  
QB Neil O'Donnell (Cincinnati)  
DE Mike Frederick (Jets)

#### **Players Lost (3)**

DE Anthony Cook (Washington)  
C Mark Stepnoski (Dallas)  
DT Gary Walker (Jacksonville)

### **1998**

#### **Players Signed (3)**

TE Jackie Harris (Tampa Bay)  
P Craig Hentrich (Green Bay)  
WR Yancey Thigpen (Pittsburgh)

#### **Players Lost (1)**

G Kevin Donnalley (Miami)

### **1997**

#### **Players Signed (2)**

QB Dave Krieg (Chicago)  
LB Lonnie Marts (Tampa Bay)

#### **Players Lost (2)**

LB Michael Barrow (Carolina)  
CB Cris Dishman (Washington)

### **1996**

#### **Players Signed (4)**

WR Willie Davis (Kansas City)  
RB Ronnie Harmon (San Diego)  
S Rafael Robinson (Seattle)  
P Reggie Roby (Tampa Bay)

#### **Players Lost (1)**

LB Eddie Robinson (Jacksonville)

### **1995**

#### **Players Signed (5)**

QB Chris Chandler (Rams)  
KR Mel Gray (Detroit)  
C Mark Stepnoski (Dallas)

T Irv Eatman (Atlanta)  
WR Derek Russell (Denver)

#### **Players Lost (5)**

LB Lamar Lathon (Carolina)  
S Bo Orlando (San Diego)  
DE Tim Roberts (New England)  
G Bill Schultz (Denver)  
RB Lorenzo White (Cleveland)

### **1994**

#### **Players Signed (5)**

TE Pat Carter (Rams)  
P Rich Camarillo (Arizona)  
QB Sean Salisbury (Minnesota)  
DE Kenny Davidson (Pittsburgh)  
RB Todd McNair (Kansas City)

#### **Players Lost (3)**

DE William Fuller (Philadelphia)  
DE Sean Jones (Green Bay)  
P Greg Montgomery (Detroit)

### **1993**

#### **Players Signed (2)**

WR Willie Drewrey (Tampa Bay)  
LB Robert Lyles (Atlanta)

#### **Players Lost (3)**

LB Rick Graf (Washington)  
CB Jerry Gray (Tampa Bay)  
T Don Maggs (Denver)

### **1992**

#### *Plan B*

#### **Players Signed (3)**

CB Jerry Gray (Los Angeles)  
WR Jeff Query (Green Bay)  
RB Spencer Tillman (San Francisco)

#### **Players Lost (4)**

LB Eric Fairs (Buffalo)  
WR Drew Hill (Atlanta)  
WR Alex Johnson (New England)  
WR Tony Jones (Atlanta)

### **1991**

#### *Plan B*

#### **Players Signed (7)**

DE Robert Banks (Cleveland)  
S Eric Bergeson (Atlanta)  
LB Rick Graf (Miami)  
S John Hagy (Buffalo)  
WR Richard Johnson (Detroit)  
WR Cedric Jones (New England)  
RB Kerry Porter (Denver)

#### **Players Lost (4)**

CB Steve Brown (San Francisco)  
RB Victor Jones (New England)  
S Brett Tucker (Buffalo)  
K Tony Zendejas (Los Angeles)

### **1990**

#### *Plan B*

#### **Players Signed (8)**

S David Arnold (Pittsburgh)  
WR Bernard Ford (Dallas)  
WR Carl Harry (Washington)  
DE Ezra Johnson (Indianapolis)  
S Terry Kinard (Giants)  
S Leander Knight (Jets)  
WR Geral McNeil (Cleveland)  
G Tommy Robinson (Atlanta)

#### **Players Lost (7)**

S Jeff Donaldson (Chiefs)  
S Tracey Eaton (Arizona)  
FB Tracy Johnson (Atlanta)  
TE Bob Mrosko (Giants)  
DE Anthony Spears (Dallas)  
TE Chris Verhulst (Denver)  
C/G George Yarno (Green Bay)

### **1989**

#### *Plan B*

#### **Players Signed (7)**

FB Carl Byrum (Buffalo)  
DE Mark Garalczyk (Jets)  
WR Kenny Jackson (Philadelphia)  
TE Calvin Magee (Tampa Bay)  
LB Matt Monger (Jets)  
DE/TE Colin Scotts (Arizona)  
C/G George Yarno (Atlanta)

#### **Players Lost (13)**

DE Robert Banks (Cleveland)  
S Keith Bostic (Indianapolis)  
LB Toby Caston (Detroit)  
LB Kurt Crain (Green Bay)  
T John Davis (Buffalo)  
WR Willie Drewrey (Tampa Bay)  
LB Mark Dusbabek (Minnesota)  
QB Brent Pease (Miami)  
RB Spencer Tillman (San Francisco)  
T David Viaene (New England)  
FB Ray Wallace (Pittsburgh)  
T Doug Williams (Seattle)  
TE Jamie Williams (San Francisco)





## ALL-TIME COACHES ROSTER

Andrus, Bart.....	1997-99, 2008	Henning, Dan.....	1972	Ragone, Dave.....	2011-13
April, Bobby.....	2016	Henshaw, George.....	1997-05, 2013	Rapp, Vic.....	1983
# Armstrong, Neill.....	1962-63	* Hill, King.....	1971-80	Reese, Floyd.....	1986-89
Aukerman, Craig.....	2017-23	Hoffman, Steve.....	2013-17	* Rhome, Jerry.....	1995-96
Baggett, Charlie.....	1993-94	Houghtaling, Jason.....	2021-23	Rice, George.....	1975-76
Baugh, Sammy.....	1964-65	Houston, Ken.....	1982-85	Roberts, Al.....	1984-85
Beatty, Bruce.....	1973	# Horton, Ray.....	2014-15	Roberts, Haley.....	2023
Beightol, Larry.....	1995	Huff, Gary.....	1986	Robertson, Marcus.....	2007-11
Bell, Brian.....	2018-23	Hughes, Ed.....	1971	Robinson, Wayne.....	1966-67
Bettis, Tom.....	1986-87, '93-94	Ivy, Frank "Pop".....	1962-63	* Robiskie, Terry.....	2016-17
# Biles, Ed.....	1974-80, '81-83	Jackson, Frisman.....	2017	Rocker, Tracy.....	2011-13
Blackburn, Chase.....	2022	Jackson, Milt.....	1986-88	Rouse, Tyler.....	2022-23
Blaney, Brandon.....	2016-17	Jackson, Steve.....	2016-17	# Ryan, Buddy.....	1993
Boghosian, Sam.....	1974-75	James, Ned.....	2002-05	Rymkus, Lou.....	1960-61, '65
Booker, Scott.....	2018-23	* Jamieson, Dick.....	1986-87	Saban, Nick.....	1988-89
Bostad, Bob.....	2014-15	Jefferson, Shawn.....	2013-15	* Schlinkman, Walt.....	1960-63, 1965-71, 1976
Bourgeois, Andy.....	1973-83	Johnson, Craig.....	2000-10	# Schwartz, Jim.....	1999-08, 2021-22
# Bowen, Shane.....	2018-23	Jones, June.....	1987-88	Selcer, Dick.....	1981-82
Bratkowski, Bob.....	2016	Jones, Matt.....	2023	Sherman, Ray.....	1988-89, 2005-06
Breaux, Don.....	1972	Jones, Ronnie.....	1993	* Shipp, Ken.....	1977-78
Brown, Greg.....	1997-98	Kaczor, Nate.....	2012-15	Shively, Doug.....	1986-89
Brown, Steve.....	2012-15	Kanavy, Tom.....	2017-18	* Shofner, Jim.....	1981-82
Bugel, Joe.....	1977-80	Kelly, Tim.....	2022-23	# Sidwell, Steve.....	1995-96
Burke, Matt.....	2006-08	King, Bobby.....	2022-23	Simmons, Warren.....	1996
Bush, Frank.....	1992-94, 2011-12	Kuhr, Zak.....	2020-23	Simpson, Jackie.....	1972
Butler, Kylan.....	2022-23	* LaFleur, Matt.....	2018	Skipper, Jim.....	2011-12
Byner, Earnest.....	2008-09	# LeBeau, Dick.....	2015-17	* Smith, Arthur.....	2011-20
Callahan, Ray.....	1981-82	Lemm, Wally.....	1960-61, '66-70	Smith, Giff.....	2014-15
Campbell, Hugh.....	1984-85	Lemmerman, Bruce.....	1984-85	Smith, Jerry.....	1972
Carpenter, Lew.....	1973-74	Levine, Anthony.....	2023	Smith, Richard.....	1988-92
Carter, Keith.....	2018-22	Locust, Lori.....	2023	Smith, Sherman.....	1995-07
# Cecil, Chuck.....	2001-10	* Loggains, Dowell.....	2008-13	Spanos, Lou.....	2014-17
Childress, Joe.....	1966-70	London, Charles.....	2011, 2023	Speedie, Mac.....	1960-61
Cioffi, Louie.....	2014-15	Lowry, Alan.....	1996-12	Spencer, Joe.....	1961-65
* Chow, Norm.....	2005-07	Madro, Joe.....	1972-74	Stanley, Jim.....	1990-94
Conkright, W.F. "Red".....	1963-64	Matthews, Bruce.....	2011-13	Staub, Ralph.....	1982-83
Coombs, Kerry.....	2018-19	Matthews, Cannon.....	2014-15	Steber, John.....	1964
* Coury, Dick.....	1994-96	Maxie, Brett.....	2012-13	* Steckel, Les.....	1995-99
Croom, Sylvester.....	2013-17	McCalmon, Miller.....	1986-87	Steckel, Luke.....	2014-22
Crow, Ryan.....	2018-23	McCullough, Ken.....	1976	Stewart, Rayna.....	2009-10
Cunningham, Gunther.....	2001-03	McFadin, "Bud" Lewis.....	1966-70	Stocker, Luke.....	2023
* Dalton, O. Kay.....	1983-84	McGinnis, Dave.....	2004-11	Streicher, John.....	2018-23
Devlin, John.....	1984-85	McKenzie, Tyrone.....	2018-19	# Studley, Chuck.....	1983
Devore, Hugh.....	1966-70	McMillan, Clinton.....	2022-23	Sullivan, Mike.....	2014-23
Dews, Tony.....	2018-23	McNulty, John.....	2014-15	Taylor, Hugh "Bones".....	1964-65
Dickson, George.....	1971	* Michael, Jason.....	2014-17	Thomas, Pat.....	1990-92
* Downing, Todd.....	2019-22	Midget, Anthony.....	2020-22	Townsend, Deshea.....	2016-17
Dry, F.A.....	1966-70	Millard, Keith.....	2012-13	Tucker, Jason.....	2015-16
Durden, Earnel.....	1973	Miller, Burnie.....	1971-73	Udezo, Kenechi.....	2021
Eason, Nick.....	2014-17	Moore, Rob.....	2018-23	Valero, Art.....	2011
# Eddy, Jim.....	1990-92	\$ Mularkey, Mike.....	2014-17	Vinklarek, Ronnie.....	2000
Edwards, Matt.....	2018-21	\$ Munchak, Mike.....	1995-13	\$ Vrabel, Mike.....	2018-21
Ettinger, John.....	1964	# Nolan, Dick.....	1981	# Wallner, Fred.....	1960-61
* Faragalli, Joe.....	1985	Norris, Rex.....	1995-98	Walsh, Bill.....	1983-86
#\$ Fisher, Jeff.....	1994-10	Novak, Frank.....	1989-94	Walters, Steve.....	1999-05
Frazier, Erik.....	2021-22	O'Hara, Pat.....	2018-23	Washburn, Jim.....	1999-10
Fuller, Curtis.....	2011	Outten, Justin.....	2023	Watterson, Steve.....	1988-17
Gaines, Gene.....	1984-85	Padilla, Bob.....	1984-85	Wessman, Richie.....	2009-10
Galat, Joe.....	1981	* Palmer, Chris.....	1990-92, 2011-12	\$ Whisenhunt, Ken.....	2014-15
Galbraith, Marty.....	2005-10	Pardee, Jack.....	1990-94	# Williams, Gregg.....	1993-00, 2013
Gambold, Bob.....	1978-82	Parlavecchio, Chet.....	2011-13	Williams, Terrell.....	2018-23
Gannon, Jonathan.....	2012-13	Patullo, Kevin.....	2014	Willis, Keith.....	2016-17
Gee, Monday.....	2019-21	Peccatiello, Larry.....	1972-75	Withers, Everett.....	2001-06
Gilbert, O'Neill.....	1997-99	# Pees, Dean.....	2018-19	Woolley, Joe.....	1973-75
* Gilbride, Kevin.....	1989-94	Pees, Matt.....	2018-19	Young, Bob.....	1990-94
Gillman, Sid.....	1973-74	Pendergast, Clancy.....	1995	Young, John Paul.....	1978-80
# Glanville, Jerry.....	1984-89	Perry, Rod.....	1995-96	Yowarsky, Walt.....	1971
Graves, Fred.....	2007-10	Peterson, Bill.....	1972-73	Zernhelt, John.....	2006-12
# Gray, Jerry.....	1997-00, 2011-13	Petitbon, Richie.....	1974-77	Zwahlen, Ernie.....	1971
Grimm, Russ.....	2016-17	# Phillips, O.A. "Bum".....	1974-80		
Hamilton, Justin.....	2023	Phillips, Wade.....	1976-80		
Harris, Chris.....	2023	Piraino, Frank.....	2019-23		
Haslett, Jim.....	2020-21	Pitts, Elijah.....	1981-83		
Hauck, Tim.....	2009-10	Polsfoot, Fran.....	1968-71, 75-76		
* Heimerdinger, Mike.....	2000-04, '08-10	Porter, Taylor.....	2017-18		
Helton, Kim.....	1987-89	Purnell, Russ.....	1995-98		
Henley, Chandler.....	2018-20	Quinn, Tom.....	2023		

\* Indicates offensive coordinator during tenure  
 # Indicates defensive coordinator during tenure  
 \$ Indicates head coach during tenure





## ALL-TIME HEAD COACHES SUMMARY

COACH	YEARS	WON	LOST	TIED	PCT.	PTS.	ALLOWED
Lou Rymkus*	1960-61	12	7	1	.625	546	414
Wally Lemm	1961, 1966-70	38	40	4	.487	1,785	1,702
Frank "Pop" Ivy	1962-63	17	12	0	.586	706	662
Sammy Baugh	1964	4	10	0	.285	310	355
Hugh "Bones" Taylor	1965	4	10	0	.285	298	429
Ed Hughes	1971	4	9	1	.321	251	330
Bill Peterson**	1972-73	1	18	0	.052	241	553
Sid Gillman	1973-74	8	15	0	.347	358	556
O.A. "Bum" Phillips	1975-80	59	38	0	.608	1,857	1,741
Ed Biles***	1981-83	8	23	0	.258	526	774
Chuck Studley	1983	2	8	0	.200	179	286
Hugh Campbell****	1984-85	8	22	0	.266	487	787
Jerry Glanville	1985-89	35	35	0	.500	1,535	1,637
Jack Pardee#	1990-94	44	35	0	.556	1,771	1,418
Jeff Fisher	1994-2010	147	126	0	.538	5,872	5,719
Mike Munchak	2011-13	22	26	0	.458	1,017	1,069
Ken Whisenhunt##	2014-15	3	20	0	.130	379	597
Mike Mularkey	2015-17	21	22	0	.488	925	1,054
Mike Vrabel	2018-23	56	48	0	.538	2,326	2,252
Brian Callahan	2024	3	13	0	.188	297	437
<b>TOTALS</b>	<b>1960-2024</b>	<b>496</b>	<b>537</b>	<b>6</b>	<b>.480</b>	<b>21,666</b>	<b>22,872</b>

(includes postseason)

\* Released after five games in 1961  
 \*\* Released after five games in 1973

\*\*\* Resigned after six games in 1983  
 \*\*\*\* Released after 14 games in 1985

# Released after 10 games in 1994  
 ## Released after seven games in 2015

## ALL-TIME STARTING QUARTERBACK SUMMARY (REGULAR SEASON)

Quarterback	Seasons	Wins	Losses	Ties	Pct.	Quarterback	Seasons	Wins	Losses	Ties	Pct.
George Blanda	1960-66	44	38	0	.537	Chris Chandler	1995-96	11	14	0	.440
Jacky Lee	1960-67	4	5	1	.450	Steve McNair	1995-05	76	55	0	.580
Don Trull	1964-69	4	9	2	.333	Neil O'Donnell	1999-03	6	2	0	.750
Buddy Humphrey	1966	0	1	0	.000	Billy Volek	2000-06	3	7	0	.300
Pete Beathard	1967-69	15	11	0	.577	Matt Mauck	2005	0	1	0	.000
Bob Davis	1967-69	3	2	1	.583	Vince Young	2006-10	30	17	0	.638
Charley Johnson	1970-71	3	11	0	.214	Kerry Collins	2006-10	15	17	0	.469
Jerry Rhome	1970	0	3	1	.125	Rusty Smith	2010-11	0	1	0	.000
Dan Pastorini	1971-79	53	54	0	.495	Matt Hasselbeck	2011-12	11	10	0	.524
Lynn Dickey	1971-74	2	7	1	.250	Jake Locker	2011-14	9	14	0	.391
Kent Nix	1972	0	2	0	.000	Ryan Fitzpatrick	2013	3	6	0	.333
John Hadl	1976-77	1	5	0	.167	Charlie Whitehurst	2014	1	4	0	.200
Gifford Nielsen	1978-83	3	11	0	.214	Zach Mettenberger	2014-15	0	10	0	.000
Ken Stabler	1980-81	16	12	0	.571	Marcus Mariota	2015-19	29	32	0	.475
John Reaves	1981	1	1	0	.500	Matt Cassel	2016-17	1	1	0	.500
Archie Manning	1982-83	0	8	0	.000	Blaine Gabbert	2018	2	1	0	.667
Oliver Luck	1982-86	3	6	0	.333	Ryan Tannehill	2019-23	39	24	0	.619
Warren Moon	1984-93	70	69	0	.504	Malik Willis	2022	1	2	0	.333
Brent Pease	1987-88	2	1	0	.667	Joshua Dobbs	2022	0	2	0	.000
Cody Carlson	1987-94	11	8	0	.579	Will Levis	2023-24	5	15	0	.250
Billy Joe Tolliver	1994	0	7	0	.000	Mason Rudolph	2024	1	4	0	.200
Bucky Richardson	1992-94	1	3	0	.250						



# YEAR-BY-YEAR STARTING QUARTERBACKS

## 2024 (3-13)

Date	W-L	Opponent	Starter
Sept. 8	L	at Chicago	Levis
Sept. 15	L	N.Y. Jets	Levis
Sept. 22	L	Green Bay	Levis
Sept. 30	W	at Miami	Levis
Oct. 13	L	Indianapolis	Levis
Oct. 20	L	at Buffalo	Rudolph
Oct. 27	L	at Detroit	Rudolph
Nov. 3	W	New England	Rudolph
Nov. 10	L	at L.A. Chargers	Levis
Nov. 17	L	Minnesota	Levis
Nov. 24	W	at Houston	Levis
Dec. 1	L	at Washington	Levis
Dec. 8	L	Jacksonville	Levis
Dec. 15	L	Cincinnati	Levis
Dec. 22	L	at Indianapolis	Rudolph
Dec. 29	L	at Jacksonville	Rudolph
Jan. 5-6		Houston	

**Levis (2-9), Rudolph (1-3)**

## 2023 (6-11)

Date	W-L	Opponent	Starter
Sept. 10	L	at New Orleans	Tannehill
Sept. 17	W	L.A. Chargers	Tannehill
Sept. 24	L	at Cleveland	Tannehill
Oct. 1	W	Cincinnati	Tannehill
Oct. 8	L	at Indianapolis	Tannehill
Oct. 15	L	Baltimore	Tannehill
Oct. 29	W	Atlanta	Levis
Nov. 2	L	at Pittsburgh	Levis
Nov. 12	L	at Tampa Bay	Levis
Nov. 19	L	at Jacksonville	Levis
Nov. 26	W	Carolina	Levis
Dec. 3	L	Indianapolis	Levis
Dec. 11	W	at Miami	Levis
Dec. 18	L	Houston	Levis
Dec. 24	L	Seattle	Tannehill
Dec. 31	L	at Houston	Levis
Jan. 6-7	W	Jacksonville	Tannehill

**Tannehill (3-5), Levis (3-6)**

## 2022 (7-10)

Date	W-L	Opponent	Starter
Sept. 11	L	N.Y. Giants	Tannehill
Sept. 19	L	at Buffalo	Tannehill
Sept. 25	W	Las Vegas	Tannehill
Oct. 2	W	at Indianapolis	Tannehill
Oct. 9	W	at Washington	Tannehill
Oct. 23	W	Indianapolis	Tannehill
Oct. 30	W	at Houston	Willis
Nov. 6	L	at Kansas City	Willis
Nov. 13	W	Denver	Tannehill
Nov. 17	W	at Green Bay	Tannehill
Nov. 27	L	Cincinnati	Tannehill
Dec. 4	L	at Philadelphia	Tannehill
Dec. 11	L	Jacksonville	Tannehill
Dec. 18	L	at L.A. Chargers	Tannehill
Dec. 24	L	Houston	Willis
Dec. 29	L	Dallas	Dobbs
Jan. 7	L	at Jacksonville	Dobbs

**Tannehill (6-6), Willis (1-2), Dobbs (0-2)**

## 2021 (12-5)

Date	W-L	Opponent	Starter
Sept. 12	L	Arizona	Tannehill
Sept. 19	W	at Seattle	Tannehill
Sept. 27	W	Indianapolis	Tannehill
Oct. 3	L	at N.Y. Jets	Tannehill
Oct. 10	W	at Jacksonville	Tannehill
Oct. 18	W	Buffalo	Tannehill
Oct. 24	W	Kansas City	Tannehill

Oct. 31	W	at Indianapolis	Tannehill
Nov. 7	W	at L.A. Rams	Tannehill
Nov. 14	W	New Orleans	Tannehill
Nov. 21	L	Houston	Tannehill
Nov. 28	L	at New England	Tannehill
Dec. 12	W	Jacksonville	Tannehill
Dec. 19	L	at Pittsburgh	Tannehill
Dec. 23	W	San Francisco	Tannehill
Jan. 2	W	Miami	Tannehill
Jan. 9	W	at Houston	Tannehill

### Divisional

Jan. 22	L	Cincinnati	Tannehill
---------	---	------------	-----------

**Tannehill (12-5, 0-1)**

## 2020 (11-5)

Date	W-L	Opponent	Starter
Sept. 14	W	at Denver	Tannehill
Sept. 20	W	Jacksonville	Tannehill
Sept. 27	W	at Minnesota	Tannehill
Oct. 13	W	Buffalo	Tannehill
Oct. 18	W	Houston	Tannehill
Oct. 25	L	Pittsburgh	Tannehill
Nov. 1	L	at Cincinnati	Tannehill
Nov. 8	W	Chicago	Tannehill
Nov. 12	L	Indianapolis	Tannehill
Nov. 22	W	at Baltimore	Tannehill
Nov. 29	W	at Indianapolis	Tannehill
Dec. 6	L	Cleveland	Tannehill
Dec. 13	W	at Jacksonville	Tannehill
Dec. 20	W	Detroit	Tannehill
Dec. 27	L	at Green Bay	Tannehill
Jan. 3	W	at Houston	Tannehill

### Wild Card

Jan. 10	L	Baltimore	Tannehill
---------	---	-----------	-----------

**Tannehill (11-5, 0-1)**

## 2019 (9-7)

Date	W-L	Opponent	Starter
Sept. 8	W	at Cleveland	Mariota
Sept. 15	L	Indianapolis	Mariota
Sept. 19	L	at Jacksonville	Mariota
Sept. 29	W	at Atlanta	Mariota
Oct. 6	L	Buffalo	Mariota
Oct. 13	L	at Denver	Mariota
Oct. 20	W	L.A. Chargers	Tannehill
Oct. 27	W	Tampa Bay	Tannehill
Nov. 3	L	at Carolina	Tannehill
Nov. 10	W	Kansas City	Tannehill
Nov. 24	W	Jacksonville	Tannehill
Dec. 1	W	at Indianapolis	Tannehill
Dec. 8	W	at Oakland	Tannehill
Dec. 15	L	Houston	Tannehill
Dec. 22	L	New Orleans	Tannehill
Dec. 30	W	at Houston	Tannehill

### Wild Card

Jan. 4	W	at New England	Tannehill
--------	---	----------------	-----------

### Divisional

Jan. 11	W	at Baltimore	Tannehill
---------	---	--------------	-----------

### AFC Championship

Jan. 19	L	at Kansas City	Tannehill
---------	---	----------------	-----------

**Mariota (2-4), Tannehill (7-3, 2-1)**

## 2018 (9-7)

Date	W-L	Opponent	Starter
Sept. 9	L	at Miami	Mariota
Sept. 16	W	Houston	Gabbert
Sept. 23	W	at Jacksonville	Gabbert
Sept. 30	W	Philadelphia	Mariota
Oct. 7	L	at Buffalo	Mariota
Oct. 14	L	Baltimore	Mariota
Oct. 21	L	at L.A. Chargers	Mariota

Nov. 5	W	at Dallas	Mariota
Nov. 11	W	New England	Mariota
Nov. 18	L	at Indianapolis	Mariota
Nov. 26	L	at Houston	Mariota
Dec. 2	W	N.Y. Jets	Mariota
Dec. 6	W	Jacksonville	Mariota
Dec. 16	W	at N.Y. Giants	Mariota
Dec. 22	W	Washington	Mariota
Dec. 30	L	Indianapolis	Gabbert

**Mariota (7-6), Gabbert (2-1)**

## 2017 (9-7)

Date	W-L	Opponent	Starter
Sept. 10	L	Oakland	Mariota
Sept. 17	W	at Jacksonville	Mariota
Sept. 24	W	Seattle	Mariota
Oct. 1	L	at Houston	Mariota
Oct. 8	L	at Miami	Cassel
Oct. 16	W	Indianapolis	Mariota
Oct. 22	W	at Cleveland	Mariota
Nov. 5	W	Baltimore	Mariota
Nov. 12	W	Cincinnati	Mariota
Nov. 16	L	at Pittsburgh	Mariota
Nov. 26	W	at Indianapolis	Mariota
Dec. 3	W	Houston	Mariota
Dec. 10	L	at Arizona	Mariota
Dec. 17	L	at San Francisco	Mariota
Dec. 24	L	Los Angeles Rams	Mariota
Dec. 31	W	Jacksonville	Mariota

### Wild Card

Jan. 6	W	at Kansas City	Mariota
--------	---	----------------	---------

### Divisional

Jan. 13	L	at New England	Mariota
---------	---	----------------	---------

**Mariota (9-6, 1-1), Cassel (0-1)**

## 2016 (9-7)

Date	W-L	Opponent	Starter
Sept. 11	L	Minnesota	Mariota
Sept. 18	W	at Detroit	Mariota
Sept. 25	L	Oakland	Mariota
Oct. 2	L	at Houston	Mariota
Oct. 9	W	at Miami	Mariota
Oct. 16	W	Cleveland	Mariota
Oct. 23	L	Indianapolis	Mariota
Oct. 27	W	Jacksonville	Mariota
Nov. 6	L	at San Diego	Mariota
Nov. 13	W	Green Bay	Mariota
Nov. 20	L	at Indianapolis	Mariota
Nov. 27	W	at Chicago	Mariota
Dec. 11	W	Denver	Mariota
Dec. 18	W	at Kansas City	Mariota
Dec. 24	L	at Jacksonville	Mariota
Jan. 1	W	Houston	Cassel

**Mariota (8-7), Cassel (1-0)**

## 2015 (3-13)

Date	W-L	Opponent	Starter
Sept. 13	W	at Tampa Bay	Mariota
Sept. 20	L	at Cleveland	Mariota
Sept. 27	L	Indianapolis	Mariota
Oct. 11	L	Buffalo	Mariota
Oct. 18	L	Miami	Mariota
Oct. 25	L	Atlanta	Mettenberger
Nov. 1	L	at Houston	Mettenberger
Nov. 8	W	at New Orleans	Mariota
Nov. 15	L	Carolina	Mariota
Nov. 19	L	at Jacksonville	Mariota
Nov. 29	L	Oakland	Mariota
Dec. 6	W	Jacksonville	Mariota
Dec. 13	L	at N.Y. Jets	Mariota



## YEAR-BY-YEAR STARTING QUARTERBACKS

Dec. 20	L	at New England	Mariota
Dec. 27	L	Houston	Mettenberger
Jan. 3	L	at Indianapolis	Mettenberger

**Mariota (3-9), Mettenberger (0-4)**

### 2014 (2-14)

Date	W-L	Opponent	Starter
Sept. 7	W	at Kansas City	Locker
Sept. 14	L	Dallas	Locker
Sept. 21	L	at Cincinnati	Locker
Sept. 28	L	at Indianapolis	Whitehurst
Oct. 5	L	Cleveland	Locker
Oct. 12	W	Jacksonville	Whitehurst
Oct. 19	L	at Washington	Whitehurst
Oct. 26	L	Houston	Mettenberger
Nov. 9	L	at Baltimore	Mettenberger
Nov. 17	L	Pittsburgh	Mettenberger
Nov. 23	L	at Philadelphia	Mettenberger
Nov. 30	L	at Houston	Mettenberger
Dec. 7	L	N.Y. Giants	Mettenberger
Dec. 14	L	N.Y. Jets	Locker
Dec. 18	L	at Jacksonville	Whitehurst
Dec. 28	L	Indianapolis	Whitehurst

**Locker (1-4), Whitehurst (1-4), Mettenberger (0-6)**

### 2013 (7-9)

Date	W-L	Opponent	Starter
Sept. 8	W	at Pittsburgh	Locker
Sept. 15	L	at Houston	Locker
Sept. 22	W	San Diego	Locker
Sept. 29	W	N.Y. Jets	Locker
Oct. 6	L	Kansas City	Fitzpatrick
Oct. 13	L	at Seattle	Fitzpatrick
Oct. 20	L	San Francisco	Locker
Nov. 3	W	at St. Louis	Locker
Nov. 10	L	Jacksonville	Locker
Nov. 14	L	Indianapolis	Fitzpatrick
Nov. 24	W	at Oakland	Fitzpatrick
Dec. 1	L	at Indianapolis	Fitzpatrick
Dec. 8	L	at Denver	Fitzpatrick
Dec. 15	L	Arizona	Fitzpatrick
Dec. 22	W	at Jacksonville	Fitzpatrick
Dec. 29	W	Houston	Fitzpatrick

**Locker (4-3), Fitzpatrick (3-6)**

### 2012 (6-10)

Date	W-L	Opponent	Starter
Sept. 9	L	New England	Locker
Sept. 16	L	at San Diego	Locker
Sept. 23	W	Detroit	Locker
Sept. 30	L	at Houston	Locker
Oct. 7	L	at Minnesota	Hasselbeck
Oct. 11	W	Pittsburgh	Hasselbeck
Oct. 21	W	at Buffalo	Hasselbeck
Oct. 28	L	Indianapolis	Hasselbeck
Nov. 4	L	Chicago	Hasselbeck
Nov. 11	W	at Miami	Locker
Nov. 25	L	at Jacksonville	Locker
Dec. 2	L	Houston	Locker
Dec. 9	L	at Indianapolis	Locker
Dec. 17	W	N.Y. Jets	Locker
Dec. 23	L	at Green Bay	Locker
Dec. 30	W	Jacksonville	Locker

**Locker (4-7), Hasselbeck (2-3)**

### 2011 (9-7)

Date	W-L	Opponent	Starter
Sept. 11	L	at Jacksonville	Hasselbeck
Sept. 18	W	Baltimore	Hasselbeck
Sept. 25	W	Denver	Hasselbeck

Oct. 2	W	at Cleveland	Hasselbeck
Oct. 9	L	at Pittsburgh	Hasselbeck
Oct. 23	L	Houston	Hasselbeck
Oct. 30	W	Indianapolis	Hasselbeck
Nov. 6	L	Cincinnati	Hasselbeck
Nov. 13	W	at Carolina	Hasselbeck
Nov. 20	L	at Atlanta	Hasselbeck
Nov. 27	W	Tampa Bay	Hasselbeck
Dec. 4	W	at Buffalo	Hasselbeck
Dec. 11	L	New Orleans	Hasselbeck
Dec. 18	L	at Indianapolis	Hasselbeck
Dec. 24	W	Jacksonville	Hasselbeck
Jan. 1	W	at Houston	Hasselbeck

**Hasselbeck (9-7)**

### 2010 (6-10)

Date	W-L	Opponent	Starter
Sept. 12	W	Oakland	Young
Sept. 19	L	Pittsburgh	Young
Sept. 26	W	at N.Y. Giants	Young
Oct. 3	L	Denver	Young
Oct. 10	W	at Dallas	Young
Oct. 18	W	at Jacksonville	Young
Oct. 24	W	Philadelphia	Collins
Oct. 31	L	at San Diego	Young
Nov. 14	L	at Miami	Collins
Nov. 21	L	Washington	Young
Nov. 28	L	at Houston	Smith
Dec. 5	L	Jacksonville	Collins
Dec. 9	L	Indianapolis	Collins
Dec. 19	W	Houston	Collins
Dec. 26	L	at Kansas City	Collins
Jan. 2	L	at Indianapolis	Collins

**Young (4-4), Collins (2-5), Smith (0-1)**

### 2009 (8-8)

Date	W-L	Opponent	Starter
Sept. 10	L	at Pittsburgh	Collins
Sept. 20	L	Houston	Collins
Sept. 27	L	at N.Y. Jets	Collins
Oct. 4	L	at Jacksonville	Collins
Oct. 11	L	Indianapolis	Collins
Oct. 18	L	at New England	Collins
Nov. 1	W	Jacksonville	Young
Nov. 8	W	at San Francisco	Young
Nov. 15	W	Buffalo	Young
Nov. 23	W	at Houston	Young
Nov. 29	W	Arizona	Young
Dec. 6	L	at Indianapolis	Young
Dec. 13	W	St. Louis	Young
Dec. 20	W	Miami	Young
Dec. 25	L	San Diego	Young
Jan. 3	W	at Seattle	Young

**Young (8-2), Collins (0-6)**

### 2008 (13-3)

Date	W-L	Opponent	Starter
Sept. 7	W	Jacksonville	Young
Sept. 14	W	at Cincinnati	Collins
Sept. 21	W	Houston	Collins
Sept. 28	W	Minnesota	Collins
Oct. 5	W	at Baltimore	Collins
Oct. 19	W	at Kansas City	Collins
Oct. 27	W	Indianapolis	Collins
Nov. 2	W	Green Bay	Collins
Nov. 9	W	at Chicago	Collins
Nov. 16	W	at Jacksonville	Collins
Nov. 23	L	N.Y. Jets	Collins
Nov. 27	W	at Detroit	Collins
Dec. 7	W	Cleveland	Collins
Dec. 14	L	at Houston	Collins
Dec. 21	W	Pittsburgh	Collins

Dec. 28	L	at Indianapolis	Collins
---------	---	-----------------	---------

### Divisional

Jan. 10	L (P)	Baltimore	Collins
---------	-------	-----------	---------

**Young (1-0), Collins (12-3, 0-1)**

### 2007 (10-6)

Date	W-L	Opponent	Starter
Sept. 9	W	at Jacksonville	Young
Sept. 16	L	Indianapolis	Young
Sept. 24	W	at New Orleans	Young
Oct. 7	W	Atlanta	Young
Oct. 14	L	at Tampa Bay	Young
Oct. 21	W	at Houston	Collins
Oct. 28	W	Oakland	Young
Nov. 4	W	Carolina	Young
Nov. 11	L	Jacksonville	Young
Nov. 19	L	at Denver	Young
Nov. 25	L	at Cincinnati	Young
Dec. 2	W	Houston	Young
Dec. 9	L	San Diego	Young
Dec. 16	W	at Kansas City	Young
Dec. 23	W	N.Y. Jets	Young
Dec. 30	W	at Indianapolis	Young

### Wild Card

Jan. 6	L (P)	at San Diego	Young
--------	-------	--------------	-------

**Young (9-6, 0-1), Collins (1-0)**

### 2006 (8-8)

Date	W-L	Opponent	Starter
Sept. 10	L	N.Y. Jets	Collins
Sept. 17	L	at San Diego	Collins
Sept. 24	L	at Miami	Collins
Oct. 1	L	Dallas	Young
Oct. 8	L	at Indianapolis	Young
Oct. 15	W	at Washington	Young
Oct. 29	W	Houston	Young
Nov. 5	L	at Jacksonville	Young
Nov. 12	L	Baltimore	Young
Nov. 19	W	at Philadelphia	Young
Nov. 26	W	N.Y. Giants	Young
Dec. 3	W	Indianapolis	Young
Dec. 10	W	at Houston	Young
Dec. 17	W	Jacksonville	Young
Dec. 24	W	at Buffalo	Young
Dec. 31	L	New England	Young

**Young (8-5), Collins (0-3)**

### 2005 (4-12)

Date	W-L	Opponent	Starter
Sept. 11	L	at Pittsburgh	McNair
Sept. 18	W	Baltimore	McNair
Sept. 25	L	at St. Louis	McNair
Oct. 2	L	Indianapolis	McNair
Oct. 9	W	at Houston	McNair
Oct. 16	L	Cincinnati	McNair
Oct. 23	L	at Arizona	Volek
Oct. 30	L	Oakland	McNair
Nov. 6	L	at Cleveland	McNair
Nov. 20	L	Jacksonville	McNair
Nov. 27	W	San Francisco	McNair
Dec. 4	L	at Indianapolis	McNair
Dec. 11	W	Houston	McNair
Dec. 18	L	Seattle	McNair
Dec. 24	L	at Miami	McNair
Jan. 1	L	at Jacksonville	Mauck

**McNair (4-10), Volek (0-1), Mauck (0-1)**

### 2004 (5-11)

Date	W-L	Opponent	Starter
Sept. 11	W	at Miami	McNair
Sept. 19	L	Indianapolis	McNair





## YEAR-BY-YEAR STARTING QUARTERBACKS

Sept. 26	L	Jacksonville	McNair
Oct. 3	L	at San Diego	Volek
Oct. 11	W	at Green Bay	McNair
Oct. 17	L	Houston	McNair
Oct. 24	L	at Minnesota	McNair
Oct. 31	W	Cincinnati	Volek
Nov. 14	L	Chicago	Volek
Nov. 21	W	at Jacksonville	McNair
Nov. 28	L	at Houston	McNair
Dec. 5	L	at Indianapolis	Volek
Dec. 13	L	Kansas City	Volek
Dec. 19	L	at Oakland	Volek
Dec. 25	L	Denver	Volek
Jan. 2	W	Detroit	Volek

**Volek (2-6), McNair (3-5)**

### 2003 (12-4)

Date	W-L	Opponent	Starter
Sept. 7	W	Oakland	McNair
Sept. 14	L	at Indianapolis	McNair
Sept. 21	W	New Orleans	McNair
Sept. 28	W	at Pittsburgh	McNair
Oct. 5	L	at New England	McNair
Oct. 12	W	Houston	McNair
Oct. 19	W	at Carolina	McNair
Oct. 26	W	at Jacksonville	McNair
Nov. 9	W	Miami	McNair
Nov. 16	W	Jacksonville	McNair
Nov. 23	W	at Atlanta	McNair
Dec. 1	L	at N.Y. Jets	McNair
Dec. 7	L	at Indianapolis	McNair
Dec. 14	W	Buffalo	Volek
Dec. 21	W	at Houston	McNair
Dec. 28	W	Tampa Bay	O'Donnell

#### Wild Card

Jan. 3 W (P) at Baltimore McNair

#### Divisional

Jan. 10 L (P) at New England McNair

**McNair (10-4, 1-1), Volek (1-0), O'Donnell (1-0)**

### 2002 (11-5)

Date	W-L	Opponent	Starter
Sept. 8	W	Philadelphia	McNair
Sept. 15	L	at Dallas	McNair
Sept. 22	L	Cleveland	McNair
Sept. 28	L	at Oakland	McNair
Oct. 6	L	Washington	McNair
Oct. 13	W	Jacksonville	McNair
Oct. 27	W	at Cincinnati	McNair
Nov. 3	W	at Indianapolis	McNair
Nov. 10	W	Houston	McNair
Nov. 17	W	Pittsburgh	McNair
Nov. 24	L	at Baltimore	McNair
Dec. 1	W	at N.Y. Giants	McNair
Dec. 8	W	Indianapolis	McNair
Dec. 16	W	New England	McNair
Dec. 22	W	at Jacksonville	McNair
Dec. 29	W	at Houston	McNair

#### Divisional

Jan. 11 W (P) Pittsburgh McNair

#### AFC Championship

Jan. 19 L (P) at Oakland McNair

**McNair (11-5, 1-1)**

### 2001 (7-9)

Date	W-L	Opponent	Starter
Sept. 9	L	Miami	McNair
Sept. 23	L	at Jacksonville	O'Donnell
Oct. 7	L	at Baltimore	McNair
Oct. 14	W	Tampa Bay	McNair
Oct. 21	W	at Detroit	McNair

Oct. 29	L	at Pittsburgh	McNair
Nov. 4	W	Jacksonville	McNair
Nov. 12	L	Baltimore	McNair
Nov. 18	W	at Cincinnati	McNair
Nov. 25	L	Pittsburgh	McNair
Dec. 2	W	at Cleveland	McNair
Dec. 9	L	at Minnesota	McNair
Dec. 16	W	Green Bay	McNair
Dec. 22	W	at Oakland	McNair
Dec. 30	L	Cleveland	McNair
Jan. 6	L	Cincinnati	McNair

**McNair (7-8), O'Donnell (0-1)**

### 2000 (13-3)

Date	W-L	Opponent	Starter
Sept. 3	L	at Buffalo	McNair
Sept. 10	W	Kansas City	McNair
Sept. 24	W	at Pittsburgh	O'Donnell
Oct. 1	W	N.Y. Giants	McNair
Oct. 8	W	at Cincinnati	McNair
Oct. 16	W	Jacksonville	McNair
Oct. 22	W	at Baltimore	McNair
Oct. 30	W	at Washington	McNair
Nov. 5	W	Pittsburgh	McNair
Nov. 12	L	Baltimore	McNair
Nov. 19	W	Cleveland	McNair
Nov. 26	L	at Jacksonville	McNair
Dec. 3	W	at Philadelphia	McNair
Dec. 10	W	Cincinnati	McNair
Dec. 17	W	at Cleveland	McNair
Dec. 25	W	Dallas	McNair

#### Divisional

Jan. 7 L (P) Baltimore McNair

**McNair (12-3, 0-1), O'Donnell (1-0)**

### 1999 (13-3)

Date	W-L	Opponent	Starter
Sept. 12	W	Cincinnati	McNair
Sept. 19	W	Cleveland	O'Donnell
Sept. 26	W	at Jacksonville	O'Donnell
Oct. 3	L	at San Francisco	O'Donnell
Oct. 10	W	Baltimore	O'Donnell
Oct. 17	W	at New Orleans	O'Donnell
Oct. 31	W	St. Louis	McNair
Nov. 7	L	at Miami	McNair
Nov. 14	W	at Cincinnati	McNair
Nov. 21	W	Pittsburgh	McNair
Nov. 28	W	at Cleveland	McNair
Dec. 5	L	at Baltimore	McNair
Dec. 9	W	Oakland	McNair
Dec. 19	W	Atlanta	McNair
Dec. 26	W	Jacksonville	McNair
Jan. 2	W	at Pittsburgh	McNair

#### Wild Card

Jan. 8 W (P) Buffalo McNair

#### Divisional

Jan. 16 W (P) at Indianapolis McNair

#### AFC Championship

Jan. 23 W (P) at Jacksonville McNair

#### Super Bowl XXXIV

Jan. 30 L (P) St. Louis McNair

**McNair (9-2, 3-1), O'Donnell (4-1)**

### 1998 (8-8)

Date	W-L	Opponent	Starter
Sept. 6	W	at Cincinnati	McNair
Sept. 13	L	San Diego	McNair
Sept. 20	L	at New England	McNair
Sept. 27	L	Jacksonville	McNair
Oct. 11	W	at Baltimore	McNair
Oct. 18	W	Cincinnati	McNair

Oct. 25	L	Chicago	McNair
Nov. 1	W	at Pittsburgh	McNair
Nov. 8	W	at Tampa Bay	McNair
Nov. 15	W	Pittsburgh	McNair
Nov. 22	L	N.Y. Jets	McNair
Nov. 29	L	at Seattle	McNair
Dec. 6	W	Baltimore	McNair
Dec. 13	W	at Jacksonville	McNair
Dec. 20	L	at Green Bay	McNair
Dec. 26	L	Minnesota	McNair

**McNair (8-8)**

### 1997 (8-8)

Date	W-L	Opponent	Starter
Aug. 31	W	Oakland	McNair
Sept. 7	L	at Miami	McNair
Sept. 21	L	Baltimore	McNair
Sept. 28	L	at Pittsburgh	McNair
Oct. 5	L	at Seattle	McNair
Oct. 12	W	Cincinnati	McNair
Oct. 19	W	Washington	McNair
Oct. 26	W	at Arizona	McNair
Nov. 2	L	Jacksonville	McNair
Nov. 9	W	N.Y. Giants	McNair
Nov. 16	L	at Jacksonville	McNair
Nov. 23	W	Buffalo	McNair
Nov. 27	W	at Dallas	McNair
Dec. 4	L	at Cincinnati	McNair
Dec. 14	L	at Baltimore	McNair
Dec. 21	W	Pittsburgh	McNair

**McNair (8-8)**

### 1996 (8-8)

Date	W-L	Opponent	Starter
Sept. 1	L	Kansas City	Chandler
Sept. 8	W	at Jacksonville	Chandler
Sept. 15	W	Baltimore	Chandler
Sept. 29	L	at Pittsburgh	Chandler
Oct. 6	W	at Cincinnati	Chandler
Oct. 13	W	at Atlanta	Chandler
Oct. 20	W	Pittsburgh	Chandler
Oct. 27	L	San Francisco	Chandler
Nov. 3	L	at Seattle	McNair
Nov. 10	W	at New Orleans	Chandler
Nov. 17	L	Miami	Chandler
Nov. 24	L	Carolina	Chandler
Dec. 1	W	N.Y. Jets	McNair
Dec. 8	L	Jacksonville	McNair
Dec. 15	L	Cincinnati	Chandler
Dec. 22	W	at Baltimore	McNair

**Chandler (6-6), McNair (2-2)**

### 1995 (7-9)

Date	W-L	Opponent	Starter
Sept. 3	W	at Jacksonville	Chandler
Sept. 10	L	Pittsburgh	Chandler
Sept. 17	L	Cleveland	Furrer
Sept. 24	W	at Cincinnati	Chandler
Oct. 1	L	Jacksonville	Chandler
Oct. 8	L	at Minnesota	Chandler
Oct. 22	L	at Chicago	Chandler
Oct. 29	W	Tampa Bay	Chandler
Nov. 5	W	at Cleveland	Chandler
Nov. 12	L	Cincinnati	Chandler
Nov. 19	L	at Kansas City	Chandler
Nov. 26	W	Denver	Chandler
Dec. 3	L	at Pittsburgh	Chandler
Dec. 10	L	Detroit	Chandler
Dec. 17	W	N.Y. Jets	McNair
Dec. 24	W	Buffalo	McNair

**Chandler (5-8), McNair (2-0), Furrer (0-1)**



# YEAR-BY-YEAR STARTING QUARTERBACKS

## 1994 (2-14)

Date	W-L	Opponent	Starter
Sept. 4	L	at Indianapolis	Carlson
Sept. 11	L	at Dallas	Richardson
Sept. 18	L	Buffalo	Richardson
Sept. 25	W	Cincinnati	Carlson
Oct. 3	L	at Pittsburgh	Carlson
Oct. 13	L	Cleveland	Richardson
Oct. 24	L	at Philadelphia	Carlson
Oct. 30	L	at L.A. Raiders	Tolliver
Nov. 6	L	Pittsburgh	Carlson
Nov. 13	L	at Cincinnati	Tolliver
Nov. 21	L	N.Y. Giants	Tolliver
Nov. 27	L	at Cleveland	Tolliver
Dec. 4	L	Arizona	Tolliver
Dec. 11	L	Seattle	Tolliver
Dec. 18	L	at Kansas City	Tolliver
Dec. 24	W	N.Y. Jets	Richardson

**Tolliver (0-7), Carlson (1-4), Richardson (1-3)**

## 1993 (12-4)

Date	W-L	Opponent	Starter
Sept. 5	L	at New Orleans	Moon
Sept. 12	W	Kansas City	Moon
Sept. 19	L	at San Diego	Moon
Sept. 26	L	L.A. Rams	Moon
Oct. 11	L	at Buffalo	Moon
Oct. 17	W	at New England	Carlson
Oct. 24	W	Cincinnati	Moon
Nov. 7	W	Seattle	Moon
Nov. 14	W	at Cincinnati	Moon
Nov. 21	W	at Cleveland	Moon
Nov. 28	W	Pittsburgh	Moon
Dec. 5	W	Atlanta	Moon
Dec. 12	W	Cleveland	Moon
Dec. 19	W	at Pittsburgh	Moon
Dec. 25	W	at San Francisco	Moon
Jan. 2	W	N.Y. Jets	Carlson

### Divisional

Jan. 16	L (P)	Kansas City	Moon
---------	-------	-------------	------

**Moon (10-4, 0-1), Carlson (2-0)**

## 1992 (10-6)

Date	W-L	Opponent	Starter
Sept. 6	L	Pittsburgh	Moon
Sept. 13	W	at Indianapolis	Moon
Sept. 20	W	Kansas City	Moon
Sept. 27	W	San Diego	Moon
Oct. 11	W	at Cincinnati	Moon
Oct. 18	L	at Denver	Moon
Oct. 25	W	Cincinnati	Moon
Nov. 1	L	at Pittsburgh	Moon
Nov. 8	L	Cleveland	Moon
Nov. 15	W	at Minnesota	Moon
Nov. 22	L	at Miami	Carlson
Nov. 26	W	at Detroit	Carlson
Dec. 7	W	Chicago	Carlson
Dec. 13	L	Green Bay	Carlson
Dec. 20	W	at Cleveland	Carlson
Dec. 27	W	Buffalo	Carlson

### Wild Card

Jan. 3	L (P)	at Buffalo	Moon
--------	-------	------------	------

**Moon (6-4, 0-1), Carlson (4-2)**

## 1991 (11-5)

Date	W-L	Opponent	Starter
Sept. 1	W	L.A. Raiders	Moon
Sept. 8	W	at Cincinnati	Moon
Sept. 16	W	Kansas City	Moon
Sept. 22	L	at New England	Moon
Oct. 6	W	Denver	Moon

Oct. 13	W	at N.Y. Jets	Moon
Oct. 20	W	at Miami	Moon
Oct. 27	W	Cincinnati	Moon
Nov. 3	L	at Washington	Moon
Nov. 10	W	Dallas	Moon
Nov. 17	W	Cleveland	Moon
Nov. 24	L	at Pittsburgh	Moon
Dec. 2	L	Philadelphia	Moon
Dec. 8	W	Pittsburgh	Moon
Dec. 15	W	at Cleveland	Moon
Dec. 21	L	at N.Y. Giants	Moon

### Wild Card

Dec. 29	W (P)	N.Y. Jets	Moon
---------	-------	-----------	------

### Divisional

Jan. 4	L (P)	at Denver	Moon
--------	-------	-----------	------

**Moon (11-5, 1-1)**

## 1990 (9-7)

Date	W-L	Opponent	Starter
Sept. 9	L	at Atlanta	Moon
Sept. 16	L	at Pittsburgh	Moon
Sept. 23	W	Indianapolis	Moon
Sept. 30	W	at San Diego	Moon
Oct. 7	L	San Francisco	Moon
Oct. 14	W	Cincinnati	Moon
Oct. 21	W	New Orleans	Moon
Oct. 28	L	N.Y. Jets	Moon
Nov. 4	L	at L.A. Rams	Moon
Nov. 18	W	at Cleveland	Moon
Nov. 25	W	Buffalo	Moon
Dec. 2	L	at Seattle	Moon
Dec. 9	W	Cleveland	Moon
Dec. 16	W	at Kansas City	Moon
Dec. 23	L	at Cincinnati	Moon
Dec. 30	W	Pittsburgh	Carlson

### Wild Card

Jan. 6	L (P)	at Cincinnati	Carlson
--------	-------	---------------	---------

**Moon (8-7), Carlson (1-0, 0-1)**

## 1989 (9-7)

Date	W-L	Opponent	Starter
Sept. 10	L	at Minnesota	Moon
Sept. 17	W	at San Diego	Moon
Sept. 24	L	Buffalo	Moon
Oct. 1	W	Miami	Moon
Oct. 8	L	at New England	Moon
Oct. 15	W	at Chicago	Moon
Oct. 22	W	Pittsburgh	Moon
Oct. 29	L	at Cleveland	Moon
Nov. 5	W	Detroit	Moon
Nov. 13	W	Cincinnati	Moon
Nov. 19	W	L.A. Raiders	Moon
Nov. 26	L	at Kansas City	Moon
Dec. 3	W	at Pittsburgh	Moon
Dec. 10	W	Tampa Bay	Moon
Dec. 17	L	at Cincinnati	Moon
Dec. 23	L	Cleveland	Moon

### Wild Card

Dec. 31	L (P)	Pittsburgh	Moon
---------	-------	------------	------

**Moon (9-7, 0-1)**

## 1988 (10-6)

Date	W-L	Opponent	Starter
Sept. 4	W	at Indianapolis	Moon
Sept. 11	W	L.A. Raiders	Carlson
Sept. 18	L	at N.Y. Jets	Carlson
Sept. 25	W	New England	Carlson
Oct. 2	L	at Philadelphia	Carlson
Oct. 9	W	Kansas City	Carlson
Oct. 16	W	at Pittsburgh	Moon
Oct. 23	L	at Cincinnati	Moon

Oct. 30	W	Washington	Moon
Nov. 7	W	Cleveland	Moon
Nov. 13	L	at Seattle	Moon
Nov. 20	W	Phoenix	Moon
Nov. 24	W	at Dallas	Moon
Dec. 4	L	Pittsburgh	Moon
Dec. 11	W	Cincinnati	Moon
Dec. 18	L	at Cleveland	Moon

### Wild Card

Dec. 24	W (P)	at Cleveland	Moon
---------	-------	--------------	------

### Divisional

Jan. 1	L (P)	at Buffalo	Moon
--------	-------	------------	------

**Moon (7-4, 1-1), Carlson (3-2)**

## 1987 (9-6)

Date	W-L	Opponent	Starter
Sept. 13	W	L.A. Rams	Moon
Sept. 20	L	at Buffalo	Moon
Oct. 4	W	at Denver	Pease
Oct. 11	W	at Cleveland	Pease
Oct. 18	L	New England	Pease
Oct. 25	W	Atlanta	Moon
Nov. 1	W	at Cincinnati	Moon
Nov. 8	L	at San Francisco	Moon
Nov. 15	W	at Pittsburgh	Moon
Nov. 22	L	Cleveland	Moon
Nov. 29	L	at Indianapolis	Moon
Dec. 6	W	San Diego	Moon
Dec. 13	L	at New Orleans	Moon
Dec. 20	W	Pittsburgh	Moon
Dec. 27	W	Cincinnati	Moon

### Wild Card

Jan. 3	W (P)	Seattle	Moon
--------	-------	---------	------

### Divisional

Jan. 10	L (P)	at Denver	Moon
---------	-------	-----------	------

**Moon (7-5, 1-1), Pease (2-1)**

## 1986 (5-11)

Date	W-L	Opponent	Starter
Sept. 7	W	at Green Bay	Moon
Sept. 14	L	Cleveland	Moon
Sept. 21	L	at Kansas City	Moon
Sept. 28	L	Pittsburgh	Moon
Oct. 5	L	at Detroit	Moon
Oct. 12	L	Chicago	Moon
Oct. 19	L	at Cincinnati	Moon
Oct. 26	L	L.A. Raiders	Moon
Nov. 2	L	at Miami	Moon
Nov. 9	W	Cincinnati	Moon
Nov. 16	L	at Pittsburgh	Moon
Nov. 23	W	Indianapolis	Moon
Nov. 30	L	at Cleveland	Moon
Dec. 7	L	at San Diego	Luck
Dec. 14	W	Minnesota	Moon
Dec. 21	W	Buffalo	Moon

**Moon (5-10), Luck (0-1)**

## 1985 (5-11)

Date	W-L	Opponent	Starter
Sept. 8	W	Miami	Moon
Sept. 15	L	at Washington	Moon
Sept. 22	L	at Pittsburgh	Moon
Sept. 29	L	Dallas	Moon
Oct. 6	L	at Denver	Moon
Oct. 13	L	Cleveland	Moon
Oct. 20	W	Cincinnati	Moon
Oct. 27	W	at St. Louis	Moon
Nov. 3	W	Kansas City	Moon
Nov. 10	L	at Buffalo	Moon
Nov. 17	L	Pittsburgh	Moon
Nov. 24	W	San Diego	Luck





## YEAR-BY-YEAR STARTING QUARTERBACKS

Dec. 1	L	at Cincinnati	Luck
Dec. 8	L	N.Y. Giants	Moon
Dec. 15	L	at Cleveland	Moon
Dec. 22	L	at Indianapolis	Moon

**Moon (4-10), Luck (1-1)**

### 1984 (3-13)

Date	W-L	Opponent	Starter
Sept. 2	L	L.A. Raiders	Moon
Sept. 9	L	Indianapolis	Moon
Sept. 16	L	at San Diego	Moon
Sept. 23	L	at Atlanta	Moon
Sept. 30	L	New Orleans	Moon
Oct. 7	L	at Cincinnati	Moon
Oct. 14	L	at Miami	Moon
Oct. 21	L	San Francisco	Moon
Oct. 28	L	Cincinnati	Moon
Nov. 4	L	at Pittsburgh	Moon
Nov. 11	W	at Kansas City	Moon
Nov. 18	W	N.Y. Jets	Moon
Nov. 25	L	at Cleveland	Moon
Dec. 2	W	Pittsburgh	Moon
Dec. 9	L	at L.A. Rams	Moon
Dec. 16	L	Cleveland	Moon

**Moon (3-13)**

### 1983 (2-14)

Date	W-L	Opponent	Starter
Sept. 4	L	Green Bay	Manning
Sept. 11	L	at L.A. Raiders	Manning
Sept. 18	L	Pittsburgh	Manning
Sept. 25	L	at Buffalo	Nielsen
Oct. 2	L	at Pittsburgh	Nielsen
Oct. 9	L	Denver	Nielsen
Oct. 16	L	at Minnesota	Nielsen
Oct. 23	L	Kansas City	Nielsen
Oct. 30	L	at Cleveland	Nielsen
Nov. 6	L	Cincinnati	Nielsen
Nov. 13	W	Detroit	Luck
Nov. 20	L	at Cincinnati	Luck
Nov. 27	L	at Tampa Bay	Luck
Dec. 4	L	Miami	Luck
Dec. 11	W	Cleveland	Luck
Dec. 18	L	at Baltimore	Luck

**Nielsen (0-7), Luck (2-4), Manning (0-3)**

### 1982 (1-8)

Date	W-L	Opponent	Starter
Sept. 12	L	at Cincinnati	Nielsen
Sept. 19	W	Seattle	Nielsen
Nov. 21	L	Pittsburgh	Nielsen
Nov. 28	L	at New England	Manning
Dec. 5	L	at N.Y. Giants	Manning
Dec. 13	L	Dallas	Manning
Dec. 19	L	at Philadelphia	Manning
Dec. 26	L	Cleveland	Manning
Jan. 2	L	Cincinnati	Nielsen

**Nielsen (1-3), Manning (0-5)**

### 1981 (7-9)

Date	W-L	Opponent	Starter
Sept. 6	W	at L.A. Rams	Stabler
Sept. 13	W	at Cleveland	Stabler
Sept. 20	L	Miami	Stabler
Sept. 27	L	at N.Y. Jets	Stabler
Oct. 4	W	Cincinnati	Stabler
Oct. 11	W	Seattle	Stabler
Oct. 18	L	at New England	Stabler
Oct. 26	L	at Pittsburgh	Stabler
Nov. 1	L	at Cincinnati	Stabler
Nov. 8	W	Oakland	Reaves

Nov. 15	L	at Kansas City	Reaves
Nov. 22	L	New Orleans	Stabler
Nov. 29	L	Atlanta	Stabler
Dec. 3	W	Cleveland	Stabler
Dec. 13	L	at San Francisco	Nielsen
Dec. 20	W	Pittsburgh	Nielsen

**Stabler (5-7), Reaves (1-1), Nielsen (1-1)**

### 1980 (11-5)

Date	W-L	Opponent	Starter
Sept. 7	L	at Pittsburgh	Stabler
Sept. 15	W	at Cleveland	Stabler
Sept. 21	W	Baltimore	Stabler
Sept. 28	W	at Cincinnati	Stabler
Oct. 5	L	Seattle	Stabler
Oct. 12	L	at Kansas City	Stabler
Oct. 19	W	Tampa Bay	Stabler
Oct. 26	W	Cincinnati	Stabler
Nov. 2	W	at Denver	Stabler
Nov. 10	W	New England	Stabler
Nov. 16	W	at Chicago	Stabler
Nov. 23	L	at N.Y. Jets	Stabler
Nov. 30	L	Cleveland	Stabler
Dec. 4	W	Pittsburgh	Stabler
Dec. 14	W	at Green Bay	Stabler
Dec. 21	W	Minnesota	Stabler

#### Wild Card

Dec. 28	L (P)	at Oakland	Stabler
---------	-------	------------	---------

**Stabler (11-5, 0-1)**

### 1979 (11-5)

Date	W-L	Opponent	Starter
Sept. 2	W	at Washington	Pastorini
Sept. 9	L	at Pittsburgh	Pastorini
Sept. 16	W	Kansas City	Nielsen
Sept. 23	W	at Cincinnati	Pastorini
Sept. 30	W	Cleveland	Pastorini
Oct. 7	L	St. Louis	Pastorini
Oct. 14	W	at Baltimore	Pastorini
Oct. 21	L	at Seattle	Pastorini
Oct. 28	W	N.Y. Jets	Pastorini
Nov. 5	W	at Miami	Pastorini
Nov. 11	W	Oakland	Pastorini
Nov. 18	W	Cincinnati	Pastorini
Nov. 22	W	at Dallas	Pastorini
Dec. 2	L	at Cleveland	Pastorini
Dec. 10	W	Pittsburgh	Pastorini
Dec. 16	L	Philadelphia	Pastorini

#### Wild Card

Dec. 23	W (P)	Denver	Pastorini
---------	-------	--------	-----------

#### Divisional

Dec. 29	W (P)	at San Diego	Nielsen
---------	-------	--------------	---------

#### AFC Championship

Jan. 6	L (P)	at Pittsburgh	Pastorini
--------	-------	---------------	-----------

**Pastorini (10-5, 1-1), Nielsen (1-0, 1-0)**

### 1978 (10-6)

Date	W-L	Opponent	Starter
Sept. 3	L	at Atlanta	Pastorini
Sept. 10	W	at Kansas City	Pastorini
Sept. 17	W	San Francisco	Pastorini
Sept. 24	L	L.A. Rams	Pastorini
Oct. 1	W	at Cleveland	Pastorini
Oct. 8	L	at Oakland	Pastorini
Oct. 15	W	Buffalo	Pastorini
Oct. 23	W	at Pittsburgh	Pastorini
Oct. 29	L	at Cincinnati	Pastorini
Nov. 5	W	Cleveland	Pastorini
Nov. 12	W	at New England	Pastorini
Nov. 20	W	Miami	Pastorini
Nov. 26	W	Cincinnati	Pastorini

Dec. 3	L	Pittsburgh	Pastorini
Dec. 10	W	at New Orleans	Pastorini
Dec. 17	L	San Diego	Pastorini

#### Wild Card

Dec. 24	W (P)	at Miami	Pastorini
---------	-------	----------	-----------

#### Divisional

Dec. 31	W (P)	at New England	Pastorini
---------	-------	----------------	-----------

#### AFC Championship

Jan. 7	L (P)	at Pittsburgh	Pastorini
--------	-------	---------------	-----------

**Pastorini (10-6, 2-1)**

### 1977 (8-6)

Date	W-L	Opponent	Starter
Sept. 18	W	N.Y. Jets	Pastorini
Sept. 25	W	at Green Bay	Pastorini
Oct. 2	L	at Miami	Pastorini
Oct. 9	W	Pittsburgh	Pastorini
Oct. 16	L	Cleveland	Hadl
Oct. 23	L	at Pittsburgh	Pastorini
Oct. 30	L	at Cincinnati	Hadl
Nov. 6	W	Chicago	Pastorini
Nov. 13	L	at Oakland	Pastorini
Nov. 20	W	at Seattle	Pastorini
Nov. 27	W	Kansas City	Pastorini
Dec. 4	L	Denver	Pastorini
Dec. 11	W	at Cleveland	Pastorini
Dec. 18	W	Cincinnati	Pastorini

**Pastorini (8-4), Hadl (0-2)**

### 1976 (5-9)

Date	W-L	Opponent	Starter
Sept. 12	W	Tampa Bay	Pastorini
Sept. 19	W	at Buffalo	Pastorini
Sept. 26	L	Oakland	Pastorini
Oct. 3	W	at New Orleans	Pastorini
Oct. 10	W	Denver	Pastorini
Oct. 17	L	at San Diego	Pastorini
Oct. 24	L	Cincinnati	Pastorini
Nov. 1	L	at Baltimore	Pastorini
Nov. 7	L	Cleveland	Pastorini
Nov. 14	L	at Cincinnati	Hadl
Nov. 21	L	at Pittsburgh	Hadl
Nov. 28	W	Atlanta	Hadl
Dec. 5	L	at Cleveland	Hadl
Dec. 11	L	Pittsburgh	Pastorini

**Pastorini (4-6), Hadl (1-3)**

### 1975 (10-4)

Date	W-L	Opponent	Starter
Sept. 21	W	at New England	Pastorini
Sept. 28	W	San Diego	Pastorini
Oct. 5	L	Cincinnati	Pastorini
Oct. 12	W	at Cleveland	Pastorini
Oct. 19	W	Washington	Pastorini
Oct. 26	W	Detroit	Pastorini
Nov. 2	W	at Kansas City	Pastorini
Nov. 9	L	at Pittsburgh	Pastorini
Nov. 16	W	Miami	Pastorini
Nov. 24	L	Pittsburgh	Pastorini
Nov. 30	L	at Cincinnati	Pastorini
Dec. 7	W	at San Francisco	Pastorini
Dec. 14	W	at Oakland	Pastorini
Dec. 21	W	Cleveland	Pastorini

**Pastorini (10-4)**

### 1974 (7-7)

Date	W-L	Opponent	Starter
Sept. 15	W	San Diego	Dickey
Sept. 22	L	at Cleveland	Dickey
Sept. 29	L	Kansas City	Dickey
Oct. 6	L	Pittsburgh	Dickey



## YEAR-BY-YEAR STARTING QUARTERBACKS

Oct. 13	L	at Minnesota	Pastorini
Oct. 20	L	St. Louis	Pastorini
Oct. 27	W	at Cincinnati	Pastorini
Nov. 3	W	at N.Y. Jets	Pastorini
Nov. 10	W	at Buffalo	Pastorini
Nov. 17	W	Cincinnati	Pastorini
Nov. 24	L	Dallas	Pastorini
Dec. 1	W	at Pittsburgh	Pastorini
Dec. 8	L	at Denver	Pastorini
Dec. 15	W	Cleveland	Pastorini

**Pastorini (6-4), Dickey (1-3)**

### 1973 (1-13)

Date	W-L	Opponent	Starter
Sept. 16	L	at N.Y. Giants	Pastorini
Sept. 23	L	at Cincinnati	Pastorini
Sept. 30	L	Pittsburgh	Pastorini
Oct. 7	L	L.A. Rams	Pastorini
Oct. 14	L	Denver	Pastorini
Oct. 21	L	at Cleveland	Pastorini
Oct. 28	L	at Chicago	Pastorini
Nov. 4	W	at Baltimore	Dickey
Nov. 11	L	Cleveland	Dickey
Nov. 18	L	at Kansas City	Dickey
Nov. 25	L	New England	Dickey
Dec. 2	L	Oakland	Pastorini
Dec. 9	L	at Pittsburgh	Pastorini
Dec. 16	L	Cincinnati	Pastorini

**Pastorini (0-10), Dickey (1-3)**

### 1972 (1-13)

Date	W-L	Opponent	Starter
Sept. 17	L	at Denver	Pastorini
Sept. 24	L	at Miami	Pastorini
Oct. 1	W	N.Y. Jets	Pastorini
Oct. 9	L	Oakland	Pastorini
Oct. 15	L	at Pittsburgh	Pastorini
Oct. 22	L	Cleveland	Pastorini
Oct. 29	L	at Cincinnati	Pastorini
Nov. 5	L	at Cleveland	Pastorini
Nov. 12	L	Philadelphia	Pastorini
Nov. 19	L	Green Bay	Pastorini
Nov. 26	L	at San Diego	Pastorini
Dec. 3	L	at Atlanta	Nix
Dec. 10	L	Pittsburgh	Pastorini
Dec. 17	L	Cincinnati	Nix

**Pastorini (1-11), Nix (0-2)**

### 1971 (4-9-1)

Date	W-L	Opponent	Starter
Sept. 19	L	at Cleveland	Johnson
Sept. 26	L	Kansas City	Johnson
Oct. 3	T	New Orleans	Dickey
Oct. 10	L	at Washington	Johnson
Oct. 17	L	Detroit	Pastorini
Oct. 24	L	at Pittsburgh	Pastorini
Oct. 31	W	Cincinnati	Pastorini
Nov. 7	L	at New England	Pastorini
Nov. 14	L	at Oakland	Dickey
Nov. 21	L	at Cincinnati	Pastorini
Nov. 28	L	Cleveland	Johnson
Dec. 5	W	Pittsburgh	Pastorini
Dec. 12	W	at Buffalo	Pastorini
Dec. 19	W	San Diego	Pastorini

**Johnson (0-4), Pastorini (4-4), Dickey (0-1-1)**

### 1970 (3-10-1)

Date	W-L	Opponent	Starter
Sept. 20	W	at Pittsburgh	Johnson
Sept. 27	L	Miami	Johnson
Oct. 4	W	at Cincinnati	Johnson
Oct. 11	L	Baltimore	Johnson

Oct. 18	L	Pittsburgh	Johnson
Oct. 25	T	at San Diego	Rhyme
Nov. 1	L	at St. Louis	Rhyme
Nov. 8	L	at Kansas City	Johnson
Nov. 15	L	San Francisco	Johnson
Nov. 22	L	at Cleveland	Johnson
Nov. 29	W	Denver	Johnson
Dec. 7	L	Cleveland	Johnson
Dec. 13	L	Cincinnati	Rhyme
Dec. 20	L	at Dallas	Rhyme

**Johnson (3-7), Rhyme (0-3-1)**

### 1969 (6-6-2)

Date	W-L	Opponent	Starter
Sept. 14	L	at Oakland	Beathard
Sept. 21	W	at Buffalo	Beathard
Sept. 28	W	Miami	Beathard
Oct. 5	W	Buffalo	Beathard
Oct. 12	L	at Kansas City	Beathard
Oct. 20	L	at N.Y. Jets	Beathard
Oct. 26	W	Denver	Beathard
Nov. 2	L	at Boston	Beathard
Nov. 9	T	Cincinnati	Trull
Nov. 16	T	at Denver	Trull
Nov. 23	W	at Miami	Beathard
Nov. 27	L	San Diego	Beathard
Dec. 6	L	N.Y. Jets	Trull
Dec. 14	W	Boston	Beathard

#### Playoff

Dec. 21 L (P) at Oakland Beathard

**Beathard (6-5, 0-1), Trull (0-1-2)**

### 1968 (7-7)

Date	W-L	Opponent	Starter
Sept. 9	L	Kansas City	Beathard
Sept. 14	W	at Miami	Beathard
Sept. 21	L	at San Diego	Beathard
Sept. 29	L	Oakland	Beathard
Oct. 6	L	Miami	Davis
Oct. 13	W	at Boston	Davis
Oct. 20	L	N.Y. Jets	Davis
Oct. 27	W	at Buffalo	Trull
Nov. 3	W	at Cincinnati	Trull
Nov. 10	L	at N.Y. Jets	Trull
Nov. 17	W	Denver	Beathard
Nov. 28	L	at Kansas City	Beathard
Dec. 7	W	Buffalo	Beathard
Dec. 15	W	Boston	Trull

**Beathard (3-4), Trull (3-1), Davis (1-2)**

### 1967 (9-4-1)

Date	W-L	Opponent	Starter
Sept. 9	L	Kansas City	Lee
Sept. 17	W	at Buffalo	Lee
Sept. 24	L	at San Diego	Lee
Oct. 1	W	Denver	Davis
Oct. 15	T	at N.Y. Jets	Davis
Oct. 22	W	at Kansas City	Beathard
Oct. 29	W	Buffalo	Beathard
Nov. 5	L	at Boston	Beathard
Nov. 12	W	at Denver	Beathard
Nov. 26	W	Boston	Beathard
Dec. 3	W	Miami	Beathard
Dec. 10	L	Oakland	Beathard
Dec. 16	W	San Diego	Beathard
Dec. 23	W	at Miami	Beathard

#### AFL Championship

Dec. 31 L (P) at Oakland Beathard

**Beathard (7-2, 0-1), Lee (1-2), Davis (1-0-1)**

### 1966 (3-11)

Date	W-L	Opponent	Starter
Sept. 3	W	Denver	Blanda
Sept. 10	W	Oakland	Blanda
Sept. 18	L	at N.Y. Jets	Blanda
Sept. 25	L	at Buffalo	Blanda
Oct. 2	L	at Denver	Blanda
Oct. 16	W	N.Y. Jets	Blanda
Oct. 23	L	Miami	Blanda
Oct. 30	L	at Kansas City	Blanda
Nov. 6	L	at Oakland	Trull
Nov. 13	L	at Boston	Trull
Nov. 20	L	Buffalo	Trull
Dec. 4	L	San Diego	Trull
Dec. 11	L	Boston	Humphrey
Dec. 18	L	at Miami	Trull

**Blanda (3-5), Trull (0-5), Humphrey (0-1)**

### 1965 (4-10)

Date	W-L	Opponent	Starter
Sept. 12	W	N.Y. Jets	Blanda
Sept. 19	W	Boston	Blanda
Sept. 26	L	at Oakland	Blanda
Oct. 3	L	at San Diego	Blanda
Oct. 17	L	at Denver	Blanda
Oct. 24	W	Kansas City	Trull
Oct. 31	W	at Buffalo	Trull
Nov. 7	L	Oakland	Blanda
Nov. 14	L	Denver	Blanda
Nov. 21	L	at N.Y. Jets	Blanda
Nov. 28	L	at Kansas City	Blanda
Dec. 5	L	Buffalo	Blanda
Dec. 12	L	San Diego	Trull
Dec. 18	L	at Boston	Blanda

**Blanda (2-9), Trull (2-1)**

### 1964 (4-10)

Date	W-L	Opponent	Starter
Sept. 12	L	at San Diego	Blanda
Sept. 19	W	Oakland	Blanda
Sept. 27	W	at Denver	Blanda
Oct. 4	L	at Kansas City	Blanda
Oct. 11	L	Buffalo	Blanda
Oct. 17	L	at N.Y. Jets	Blanda
Oct. 25	L	San Diego	Blanda
Nov. 1	L	at Buffalo	Blanda
Nov. 6	L	at Boston	Blanda
Nov. 15	L	at Oakland	Blanda
Nov. 22	L	Kansas City	Trull
Nov. 29	L	Boston	Blanda
Dec. 13	W	N.Y. Jets	Blanda
Dec. 20	W	Denver	Blanda

**Blanda (4-9), Trull (0-1)**

### 1963 (6-8)

Date	W-L	Opponent	Starter
Sept. 7	L	Oakland	Blanda
Sept. 14	W	Denver	Blanda
Sept. 22	L	at N.Y. Jets	Blanda
Sept. 28	W	Buffalo	Blanda
Oct. 6	L	Kansas City	Blanda
Oct. 13	W	Denver	Blanda
Oct. 20	W	Buffalo	Blanda
Oct. 27	W	Kansas City	Blanda
Nov. 1	L	at Boston	Blanda
Nov. 10	W	N.Y. Jets	Blanda
Dec. 1	L	at San Diego	Blanda
Dec. 8	L	Boston	Blanda
Dec. 15	L	San Diego	Lee
Dec. 22	L	at Oakland	Blanda

**Blanda (6-7), Lee (0-1)**



## YEAR-BY-YEAR STARTING QUARTERBACKS

### 1962 (11-3)

Date	W-L	Opponent	Starter
Sept. 9	W	at Buffalo	Blanda
Sept. 16	L	at Boston	Blanda
Sept. 23	W	at San Diego	Blanda
Oct. 7	W	Buffalo	Blanda
Oct. 14	W	N.Y. Titans	Blanda
Oct. 21	L	at Denver	Blanda
Oct. 28	L	Dallas	Blanda
Nov. 4	W	at Dallas	Blanda
Nov. 11	W	at Oakland	Blanda
Nov. 18	W	Boston	Blanda
Nov. 25	W	San Diego	Blanda
Dec. 2	W	Denver	Blanda
Dec. 9	W	Oakland	Blanda
Dec. 15	W	at N.Y. Titans	Blanda

#### AFL Championship

Dec. 23	L (P)	Dallas	Blanda
---------	-------	--------	--------

**Blanda (11-3, 0-1)**

### 1961 (10-3-1)

Date	W-L	Opponent	Starter
Sept. 9	W	Oakland	Blanda
Sept. 24	L	at San Diego	Blanda

Oct. 1	L	at Dallas	Blanda
Oct. 8	L	Buffalo	Lee
Oct. 13	T	at Boston	Lee
Oct. 22	W	Dallas	Lee
Oct. 29	W	at Buffalo	Blanda
Nov. 5	W	at Denver	Blanda
Nov. 12	W	Boston	Blanda
Nov. 19	W	N.Y. Titans	Blanda
Nov. 26	W	Denver	Blanda
Dec. 3	W	San Diego	Blanda
Dec. 10	W	at N.Y. Titans	Blanda
Dec. 17	W	at Oakland	Blanda

#### AFL Championship

Dec. 24	W (P)	at San Diego	Blanda
---------	-------	--------------	--------

**Blanda (9-2, 1-0), Lee (1-1-1)**

### 1960 (10-4)

Date	W-L	Opponent	Starter
Sept. 11	W	at Oakland	Blanda
Sept. 18	W	L.A. Chargers	Blanda
Sept. 25	L	Oakland	Blanda
Oct. 9	W	N.Y. Titans	Blanda
Oct. 16	W	Dallas	Blanda
Oct. 23	W	at N.Y. Titans	Blanda
Oct. 30	L	at Buffalo	Blanda

Nov. 6	W	at Denver	Blanda
Nov. 13	L	at L.A. Chargers	Blanda
Nov. 20	W	Denver	Lee
Nov. 25	W	at Boston	Lee
Dec. 4	L	at Dallas	Lee
Dec. 11	W	Buffalo	Blanda
Dec. 18	W	Boston	Blanda

#### AFL Championship

Jan. 1	W (P)	L.A. Chargers	Blanda
--------	-------	---------------	--------

**Blanda (8-3, 1-0), Lee (2-1)**

## ALL-TIME ALL-PRO SELECTIONS

### AFL ALL-PRO

- 1960** George Blanda, QB (Honorable Mention, UPI)  
 Billy Cannon, RB (Second Team, UPI, OF)  
 Mike Dukes, LB (First Team, UPI)  
 Don Floyd, DE (Honorable Mention, UPI)  
 Bill Groman, E (First Team, UPI, OF)  
 Charlie Hennigan, RB (Honorable Mention, UPI)  
 Al Jamison, T (First Team, AP, Second Team OF)  
 Mark Johnston, S (First Team, AP, Second Team, UPI, OF)  
 Rich Michael, T (First Team, UPI, OF)  
 Dennit Morris, LB (Second Team OF, Honorable Mention, UPI)  
 Jim Norton, S (Honorable Mention, UPI)  
 Hugh Pitts, LB (Honorable Mention, UPI)  
 Dave Smith, (First Team, AP, UPI, OF)  
 Julian Spence, CB (First Team, UPI)  
 Orville Trask, DT (Second Team, UPI, OF)  
 Fred Wallner, T (Honorable Mention, UPI)
- 1961** Tony Banfield, CB (First Team, AP, UPI, OF, SN, Second Team, NY)  
 George Blanda, QB (First Team, AP, UPI, OF, SN, NY)  
 Billy Cannon, HB (First Team, AP, UPI, OF, SN, NY)  
 Don Floyd, DE (First Team, OF)  
 Bill Groman, E (First Team, AP, SN, Second Team, UPI, NY)  
 Charlie Hennigan, E (First Team, AP, UPI, OF, SN, NY)  
 Ed Husmann, DT (Second Team, UPI, NY)  
 Al Jamison, T (First Team, AP, UPI, OF, SN, NY)  
 Mark Johnston, S (First Team, NY)  
 Jim Norton, S (Second Team, UPI, NY)  
 Bob Schmidt, C (Second Team, OF)  
 Bob Talamini, G (Second Team, OF, UPI)  
 Charley Tolar, FB (Second Team, UPI, OF)
- 1962** Tony Banfield, CB, (First Team, AP, UPI, OF)  
 George Blanda, QB (Second Team, AP, UPI)  
 Doug Cline, OLB (Second Team, AP UPI)  
 Don Floyd, DE (First Team, AP, UPI, OF)  
 Charlie Hennigan, E (First Team, AP, UPI, OF)  
 Ed Husmann, DT (First Team AP, UPI)  
 Al Jamison, T (First Team, AP, UPI)  
 Jim Norton, S (First Team, UPI, Second Team, AP)  
 Bob Schmidt, C (Second Team, AP, UPI)  
 Bob Talamini, G (First Team UPI, OF)  
 Charley Tolar, FB (Second Team, AP, UPI)
- 1963** Tony Banfield, CB (First Team, AP, UPI, OF, PF)

- George Blanda, QB (Second Team, AP, NY)  
 Doug Cline, OLB (Second Team, AP, NY, UPI)  
 Don Floyd, DE (Second Team, NY)  
 Fred Glick, S (First Team, AP, UPI, OF, NEA, NY)  
 Charlie Hennigan, E (Second Team, NEA, NY, Honorable Mention, AP)  
 Ed Husmann, DT (Second Team, UPI)  
 Bobby Jancik, S (Second Team, NY, Honorable Mention, AP, UPI)  
 Rich Michael, T (Honorable Mention, UPI)  
 Bob Schmidt, C (Second Team, UPI, NEA)  
 Bob Talamini, G (First Team, AP, OF, NEA, NY, Second Team, UPI)  
 Hogan Wharton, G (Honorable Mention, AP)
- 1964** Sonny Bishop, T (Second Team, UPI)  
 Sid Blanks, T (Second Team, UPI)  
 Don Floyd, DE (Second Team, UPI)  
 Fred Glick, S (First Team, OF, Second Team, NEA)  
 Charlie Hennigan, E (First Team, AP, UPI, NEA, OF, NY)  
 Pete Jaquess, CB (Second Team, AP)  
 Bob Talamini, G (First Team, NEA, OF, Second Team, AP, UPI, NY)
- 1965** Sonny Bishop, G (Second Team, NY)  
 Ode Burrell, RB (Second Team, NY)  
 Willie Frazier, TE (First Team, AP, UPI, OF, NEA, NY)  
 W.K. Hicks, CB (Second Team, AP, UPI, NY)  
 Bob Talamini, G (First Team, AP, UPI, OF, NY)
- 1966** Johnny Baker, OLB (Second Team, NEA)  
 George Blanda, K (Second Team, NY)  
 Walter Suggs, T (Second Team, UPI, NEA)  
 Bob Talamini, G (First Team, OF, Second Team, UPI, NEA, NY)
- 1967** Miller Farr, CB (First Team, AP, UPI, NEA, SN, FN, NY, DE)  
 Hoyle Granger, RB (Second Team, AP, UPI, NEA)  
 Pat Holmes, DE (First Team, AP, UPI, NEA, FN, DE, Second Team, SN, NY)  
 Bobby Maples, C (Second Team, AP, UPI, NY)  
 Jim Norton, S (First Team, FN, DE, Second Team, AP, UPI, NY)  
 Walter Suggs, T (First Team, SN, FN, Second Team, AP, UPI, NEA)  
 Bob Talamini, G (First Team, AP, UPI, NEA, SN, FN, DE)  
 George Webster, OL (First Team, AP, UPI, NEA, SN, FN, NY, DE)
- 1968** Miller Farr, CB (First Team, PF, AP, UPI, NEA, SN, FN, NY, FW)  
 Hoyle Granger, RB (Second Team, FN)  
 Ken Houston, S (Second Team, SN, NEA)  
 Alvin Reed, TE (First Team, SN, FN, NY, Second Team, AP, UPI)  
 Walter Suggs, T (First Team, SN, Second Team, AP, UPI, NEA, FN)  
 George Webster, OLB (First Team, PF, WA, AP, UPI, NEA, SN, FN,





NY, FW)  
**1969** Elvin Bethea, DE (Second Team, UPI)  
 Sonny Bishop, G (Second Team, SN, Honorable Mention, UPI)  
 Garland Boyette, MLB (Honorable Mention, UPI)  
 Miller Farr, CB (First Team, SN, Second Team, AP, UPI, NEA, NY, SI)  
 Hoyle Granger, RB (Second Team, SI, Honorable Mention, UPI, PF)  
 Ken Houston, S (First Team, NY, SI, Second Team, AP, UPI, SN, FN)  
 Alvin Reed, TE (First Team, SN, Second Team, AP, UPI, NEA, NY, SI, PF)  
 Tom Regner, G (Honorable Mention, UPI)  
 George Webster, OLB (First Team, WA, AP, UPI, NEA, SN, NY, SI, PF, Second Team, HF, NEA)  
 Walter Suggs, T (Second Team, AP, UPI, NEA, NY)

## NFL ALL-PRO

**1970** Ken Houston, S (Second Team, NEA)  
**1971** Ken Houston, S (First Team, DZ, TP, FW, Second Team, WA, NEA, FN)  
**1972** Ken Houston, S (Second Team, WA, NEA)  
**1973** Elvin Bethea, DE (Second Team, NEA)  
**1975** Elvin Bethea, DE (First Team, FN, CP, Second Team, AP, NEA)  
 Robert Brazile, OLB (First Team, DZ)  
 Curley Culp, DT (First Team, AP, WA, NEA, NY, FW)  
 Billy Johnson, KR (First Team, FW, Second Team, FN)  
**1976** Robert Brazile, OLB (First Team, WA, FN, NY, Second Team, AP)  
**1977** Robert Brazile, OLB (First Team, NEA, Second Team, AP)  
 Ken Burrough, WR (Second Team, AP, NEA)  
 Curley Culp, DT (Second Team, NEA)  
 Billy Johnson, KR (First Team, AP, WA, TP, NY, FX, CP, RS, FW)  
**1978** Elvin Bethea, DE (Second Team, NEA)  
 Robert Brazile, OLB (First Team, AP, WA, NEA, CP, FW)  
 Earl Campbell, RB (First Team, AP, WA, NEA, CP, DZ, NY, FX, FW)  
 Curley Culp, DT (Second Team, AP, NEA)  
**1979** Elvin Bethea, DE (Second Team, AP)  
 Robert Brazile, OLB (First Team, AP, FW, NEA, WA)  
 Earl Campbell, RB (First Team, AP, SN, FW, NEA, WA)  
 Curly Culp, DT (Second Team, AP)  
 Toni Fritsch, PK (First Team, AP, WA, NEA, DZ)  
 Leon Gray, T (First Team, AP, WA, NEA, CP, FW)  
 Vernon Perry, S (First Team, DZ)  
 Mike Reinfeldt, S (First Team, AP, WA, NEA, CP, NY, FX, FW)  
**1980** Gregg Bingham, ILB (First Team, FX)  
 Robert Brazile, OLB (First Team, WA, NEA, SN, CP, FD, FX, FW, Second Team, AP)  
 Earl Campbell, RB (First Team, AP, WA, NEA, SN, CP, FD, DZ, NY, FX, FW)  
 Leon Gray, T (First Team, AP, WA, SN, FD, FW, Second Team, NEA)  
 Bob Young, G (First Team, FD)  
**1981** Gregg Bingham, ILB (Honorable Mention, DH)  
 Robert Brazile, OLB (Second Team, AP, DH)  
 Earl Campbell, RB (First Team, CP, Second Team, DH)  
 Dave Casper, TE (Honorable Mention, DH)  
 Vernon Perry, S (First Team, CP, Honorable Mention, DH)  
**1982** Earl Campbell, RB (Honorable Mention, DH)  
 Dave Casper, TE (Honorable Mention, OA)  
**1983** Earl Campbell, RB (Honorable Mention, DH)  
 Mike Munchak, G (Second Team, NEA)  
**1984** Mike Munchak, G (Second Team, NEA, DH)  
**1985** Bo Eason, S (Second Team, NEA)  
 Bruce Matthews, T (Honorable Mention, DH)  
 Mike Munchak, T (First Team, FD, Second Team, AP, NEA, DH)  
**1986** Bruce Matthews, T (Third Team, GN)  
**1987** Keith Bostic, S (First Team, NEA, FD, FI, Second Team, AP, DH)  
 Ray Childress, DE (Honorable Mention, DH)  
 Ernest Givins, WR (Honorable Mention, DH)  
 Warren Moon, QB (Honorable Mention, DH)  
 Mike Munchak, G (First Team, AP, WA, NEA, SN, FO, FD, TP, DH)  
 Mike Rozier, RB (Honorable Mention, DH)  
**1988** Patrick Allen, CB (Honorable Mention, AP)  
 Keith Bostic, S (Honorable Mention, AP)  
 Ray Childress, DE (Second Team, AP, NEA, CP, FD, Honorable

## LEGEND

**AP** - Associated Press  
**CP** - College & Pro Football Newsweekly  
**DMN** - Dallas Morning News  
**DB** - Dick Butkus Football Network  
**DE** - Detroit News  
**DH** - Don Heinrich (Pro Football Scouts)  
**DP** - Diet Pepsi Rookie of the Year  
**DZ** - Paul Zimmerman (N.Y. Post, 1969 -78; Sports Ill., 1979-present)  
**FD** - Football Digest  
**FI** - NFL Films  
**FN** - Football News  
**FO** - Gordon Forbes, USA Today  
**FW** - Pro Football Weekly  
**FX** - Larry Fox, N.Y. Daily News  
**GN** - Gannett News Service  
**HF** - Pro Football Hall of Fame  
**JT** - Joe Theismann  
**NA** - The National  
**NBC** - NBC Sports.com  
**NEA** - Newspaper Enterprise Association  
**NY** - New York Daily News  
**OA** - Bob Oates, L.A. Times  
**OF** - Official AFL Team  
**PF** - Pro Football Digest  
**PK** - Peter King, Sports Illust.  
**RS** - Pamela Robbins Scott  
**SI** - Sports Illustrated  
**SN** - The Sporting News  
**TP** - Topps All-Pro Team  
**UPI** - United Press International  
**USA** - USA Today  
**WA** - Pro Football Writers of America

Mention, DH)  
 Jeff Donaldson, S (Second Team, CP, Honorable Mention, AP, DH)  
 Drew Hill, WR (First Team, DH, Honorable Mention, AP)  
 Bruce Matthews, G (First Team, AP, WA, SN, FD, FO, DZ, DH, FW, Second Team, NEA, CP)  
 Warren Moon, QB (Honorable Mention, DH)  
 Mike Munchak, G (First Team, WA, NEA, FO, FW, Second Team, AP)  
**1989** Ray Childress, DE (Second Team, AP, Honorable Mention, DH)  
 Bruce Matthews, G (First Team, AP, SN, DZ, FD, FI, FW, Second Team, NEA, CP)  
 Greg Montgomery, P (First Team, NEA, Honorable Mention, DH)  
 Warren Moon, QB (Honorable Mention, DH)  
 Mike Munchak, G (First Team, NEA, FO, Second Team, AP)  
 Eugene Seale, ST (First Team, FW)  
**1990** Ray Childress, DE (First Team, WA, CP, FO, DZ, SN, DH, Second Team, AP, NEA, NA, Honorable Mention, PK)  
 Ernest Givins, WR (Second Team, AP, Honorable Mention, DH, PK)  
 Drew Hill, WR (Honorable Mention, AP, DH)  
 Haywood Jeffires, WR (Second Team, CP, NA, Honorable Mention, DH)  
 Richard Johnson, CB (Second Team, CP, Honorable Mention, AP)  
 Terry Kinard, S (Honorable Mention, AP)  
 Bruce Matthews, G (First Team, AP, WA, NEA, CP, FO, SN, FI, DH, FW, Second Team, PK)  
 Bubba McDowell, S (Honorable Mention, AP, DH)



## ALL-TIME ALL-PRO SELECTIONS

- Greg Montgomery, P (Honorable Mention, AP, DH)  
Warren Moon, QB (First Team, SN, FI, Second Team, AP, DH, Honorable Mention, FD, PK)  
Mike Munchak, G (Second Team, AP, DH)
- 1991** Ray Childress, DT (First Team, NEA, CP, FO, FD, FI, DH, Honorable Mention, AP)  
Cris Dishman, CB (First Team, AP, FO, FD, FI, DH, FW, Second Team, CP)  
William Fuller, DE (Honorable Mention, AP, DH)  
Haywood Jeffires, WR (First Team, AP, WA, FD, FI, Second Team, NEA, CP, DH)  
Bruce Matthews, C (First Team, NEA, FD, FI, FW, Second Team, AP, CP)  
Bubba McDowell, S (Second Team, AP, CP, DH)  
Warren Moon, QB (Honorable Mention, AP, DH)  
Mike Munchak, G (First Team, AP, WA, FW, CP, FD, Second Team, NEA, Honorable Mention, DH)  
Bo Orlando, S (Honorable Mention, AP)  
Al Smith, MLB (First Team, WA, FW, Second Team, CP, DH, Honorable Mention, AP)
- 1992** Ray Childress, DT (First Team, AP, WA, NEA, CP, FO, DZ, FI, JT)  
Cris Dishman, S (Honorable Mention, AP)  
William Fuller, DE (Honorable Mention, AP, JT)  
Ernest Givins, WR (Honorable Mention, JT)  
Haywood Jeffires, WR (Honorable Mention, AP, JT)  
Bruce Matthews, C (First Team, AP, WA, NEA, SN, FD, JT, Second Team, CP)  
Bubba McDowell, S (First Team, JT, Honorable Mention, AP)  
Greg Montgomery, P (Honorable Mention, AP, JT)  
Mike Munchak, G (Second Team, AP, CP, JT)  
Al Smith, MLB (First Team, AP, FD, Second Team, NEA, CP, FO, Honorable Mention, JT)  
Lorenzo White, RB (Honorable Mention, AP, JT)
- 1993** Ray Childress, DT (First Team, FO, Second Team, AP, CP, FD, Honorable Mention, JT)  
Al Del Greco, K (Second Team, FD, Honorable Mention, AP)  
Cris Dishman, CB (Honorable Mention, AP, JT)  
Sean Jones, DE (Honorable Mention, AP, JT)  
Bruce Matthews, C (First Team, WA, SN, CP, FD, FI, Second Team, AP)  
Greg Montgomery, P (First Team, AP, WA, SN, CP, FD, FI, Honorable Mention, JT)  
Warren Moon, QB (Honorable Mention, AP, JT)  
Mike Munchak, G (First Team, FD, FI, Second Team, AP, CP)  
Bo Orlando, S (Honorable Mention, AP)  
Marcus Robertson, S (First Team, AP, SN, JT, Second Team, CP)  
Webster Slaughter, WR (Honorable Mention, AP)  
Al Smith, MLB (Honorable Mention, AP)
- 1994** Rich Camarillo, P (Honorable Mention, AP)  
Bruce Matthews, C (Honorable Mention, AP)
- 1995** Michael Barrow, MLB (First Team, DZ)  
Blaine Bishop, S (First Team, DZ, Second Team, FD, Honorable Mention, AP)  
Darryll Lewis, CB (First Team, FD, TJ, Honorable Mention, AP)  
Bruce Matthews, G (Second Team, BM, Honorable Mention, AP)  
Mark Stepnoski, C (Honorable Mention, AP)
- 1996** Blaine Bishop, S (Honorable Mention, AP)  
Al Del Greco, K (Honorable Mention, AP)  
Cris Dishman, CB (Honorable Mention, AP)  
Mel Gray, KR (Honorable Mention, AP)  
Bruce Matthews, G, (First Team, DB, Second Team, AP, FD)  
John Henry Mills, ST (Second Team, FI)  
Mark Stepnoski, C (Second Team, AP, FD)
- 1997** Blaine Bishop, S (Honorable Mention, AP)  
Brad Hopkins, T (First Team, DZ, Honorable Mention, AP)  
Bruce Matthews, G (Honorable Mention, AP)  
Marcus Robertson, S (First Team, DZ, Honorable Mention, AP)
- 1998** Craig Hentrich, P (First Team, AP, WA, CP, SN, FD, USA)  
Bruce Matthews, G (First Team, AP, WA, SN, USA, Second Team, FD)  
Frank Wycheck, TE (First Team, DZ, Second Team, CP, FD)
- 1999** Eddie George, RB (Second Team, AP, CP, FD)

- Jevon Kearse, DE (First Team, AP, DZ, CP, SN, FD, FW, WA)  
Bruce Matthews, G (First Team, AP, FD, FW, WA)  
Jon Runyan, T (Second Team, AP, FD)
- 2000** Blaine Bishop, S (First Team, FD, Second Team, AP)  
Keith Bulluck, ST (Second Team, FD)  
Eddie George, RB (First Team, AP, CP, FD, FW, WA)  
Jevon Kearse, DE (First Team, FO)  
Derrick Mason, KR (First Team, AP, CP, DZ, FO, FW, SN, WA, Second Team, FD)  
Bruce Matthews, G (First Team, AP, FW, SN, FD, WA)  
Samari Rolle, CB (First Team, AP, CP, FD, FW, SN, WA)
- 2001** Frank Wycheck, TE (Second Team, AP)
- 2002** Keith Bulluck, LB (Second Team, AP)
- 2003** Keith Bulluck, LB (First Team, AP, DZ, FW, WA, PK)  
Steve McNair, QB (Second Team, AP, FD, First Team, DZ)  
Craig Hentrich, P (First Team, PD)
- 2004** Keith Bulluck, LB (First Team, DZ)
- 2007** Albert Haynesworth, DT (First Team, AP, DZ, FW, WA)  
Rob Bironas, K (First Team, AP, SN, SI)
- 2008** Albert Haynesworth, DT (First Team, AP, SN, SI, NBC, DMN)  
Cortland Finnegan, CB (First Team, AP, SN, SI, NBC, DMN)  
Kevin Mawae, C (First Team, AP, NBC)  
Michael Roos, OT (First Team, AP, SN, SI, DMN)  
David Stewart, OT (Second Team, AP)
- 2009** Tony Brown, DT (SI)  
Chris Johnson, RB (First Team, AP, SN, SI, FW/WA)  
Michael Roos, OT (First Team, DMN, Second Team, AP)
- 2010** Michael Griffin, S (Second Team, AP)
- 2011** Michael Roos, OT (First Team, SN)
- 2013** Jurrell Casey, DT (Second Team, AP)  
Alterraun Verner, CB (First Team, SI, Second Team, AP)
- 2016** Jack Conklin, T (First Team, AP)
- 2017** Kevin Byard, S (First Team, AP, WA)  
Brett Kern, P (First Team, SN, Second Team, AP)  
Taylor Lewan, T (First Team, SN)
- 2018** Kevin Byard, S (Second Team, WA)
- 2019** Derrick Henry, RB (First Team, WA, Second Team, AP)  
Derrick Henry, Flex (Second Team, AP)  
Brett Kern, P (First Team, AP, WA, SN)
- 2020** Derrick Henry, RB (First Team, AP, WA, SN)
- 2021** Kevin Byard, S (First Team, AP, WA, SN)  
Jeffery Simmons, DT (Second Team, AP)
- 2022** Derrick Henry, RB (First Team, SN)  
Jeffery Simmons, DT (First Team, SN, Second Team, AP)  
Ryan Stonehouse (First Team, SN, Second Team, AP)

### ALL-AFC

- 1970** Elvin Bethea, DE (Honorable Mention, UPI)  
Glen Ray Hines, T (Honorable Mention, UPI)  
Ken Houston, S (First Team, FW, Second Team, UPI)  
Jerry LeVias, WR (Honorable Mention, UPI)  
Zeke Moore, CB (Honorable Mention, UPI)  
Ron Pritchard, OLB (Second Team, UPI)  
Alvin Reed, TE (First Team, UPI, FW)  
Walter Suggs, T (Honorable Mention, UPI)
- 1971** Elvin Bethea, DE (First Team, FW, Second Team, UPI)  
Ken Houston, S (First Team, UPI, SN, FW)  
Ron Pritchard, OLB (Second Team, UPI)
- 1972** Elvin Bethea, DE (First Team, SN, Second Team, UPI)  
Ken Houston, S (Second Team, UPI)  
Guy Murdock, C (All-Rookie)  
Mike Tilleman, DT (Honorable Mention, UPI)
- 1973** Gregg Bingham, LB (All-Rookie)  
Elvin Bethea, DE (Second Team, UPI)  
John Matuszak, DT (All-Rookie)
- 1974** Elvin Bethea, DE (First Team, FW, TP, Second Team, UPI)  
Gregg Bingham, MLB (Honorable Mention, UPI)  
Ken Burrough, WR (Honorable Mention, UPI)
- 1975** Elvin Bethea, DE (First Team, NY)  
Robert Brazile, OLB (Second Team, UPI, All-Rookie)  
Curley Culp, DT (First Team, AP, UPI, SN, FW, NY, TP)





## ALL-TIME ALL-PRO SELECTIONS

- Billy Johnson, KR (First Team, FW, TP)
- 1976** Elvin Bethea, DE (Honorable Mention, UPI)  
Robert Brazile, OLB (First Team, UPI, SN, FW, NY, TP, PB)  
Curley Culp, DT (First Team, SN, FW, TP, PB, Second Team, UPI)
- 1977** Elvin Bethea, DE (Honorable Mention, UPI)  
Robert Brazile, OLB (Second Team, UPI)  
Ken Burrough, WR (Second Team, UPI)  
Rob Carpenter, RB (All-Rookie)  
Curley Culp, DT (First Team, FW, Honorable Mention, UPI)  
Bill Currier, DB (All-Rookie)  
Billy Johnson, KR (First Team, FW, NY)  
George Reihner, G (All-Rookie)
- 1978** Elvin Bethea, DE (First Team, UPI, FW, NY, FX)  
Robert Brazile, OLB (First Team, UPI, SN, FW, FX, TP)  
Earl Campbell, RB (First Team, UPI, SN, FW, NY, FX, TP, All-Rookie)  
Curley Culp, DT (Second Team, UPI)  
Greg Sampson, T (Second Team, UPI)
- 1979** Jesse Baker, DE (All-Rookie)  
Robert Brazile, OLB (First, UPI, SN, FW)  
Earl Campbell, RB (First Team, UPI, SN, FW, NY, FX, TP)  
Curley Culp, DT (Second Team, UPI)  
Toni Fritsch, PK (First Team, UPI, SN, FW, NY, FX, TP)  
Leon Gray, T (First Team, UPI, SN, FW)  
Carl Mauck, C (Second Team, UPI)  
Vernon Perry, S (All-Rookie)  
Mike Reinfeldt, S (First Team, UPI, SN, FW, NY, FX, TP)
- 1980** Gregg Bingham, ILB (First Team, FX)  
Robert Brazile, OLB (First Team, UPI, FW, NY, FX, TP, PB)  
Earl Campbell, RB (First Team, UPI, FW, NY, FX, TP, PB)  
Leon Gray, T (First Team, UPI, FW, TP)  
Carl Mauck, C (First Team, FX, Honorable Mention, UPI)  
Vernon Perry, S (Second Team, UPI)  
Mike Reinfeldt, S (Second Team, UPI)  
Carl Roaches, KR (All-Rookie)  
Greg Stemrick, CB (Second Team, UPI)
- 1981** Robert Brazile, OLB (First Team, TP, Second Team, UPI)  
Earl Campbell, RB (First Team, FX, NY, Second Team, UPI)  
Leon Gray, T (Second Team, UPI)  
Vernon Perry, S (First Team, FX)  
Carl Roaches, KR (First Team, FW, TP)
- 1982** Robert Brazile, OLB (First Team, UPI)
- 1983** Steve Brown, CB (All-Rookie)  
Bruce Matthews, T (All-Rookie)  
Harvey Salem, T (All-Rookie)  
Tim Smith, WR (First Team, FW)  
Brian Sochia, DT (All-Rookie)
- 1984** Warren Moon (All-Rookie)  
Mike Munchak, G (First Team, FW, Second Team, UPI)  
Dean Steinkuhler, T (All-Rookie)
- 1985** Ray Childress, DE (All-Rookie, WA)  
Mike Munchak, G (First Team, FN, Second Team, FN, UPI)
- 1986** Ray Childress, DE (First Team, FN)  
Ernest Givins, WR (All-Rookie, FW, WA)
- 1987** Keith Bostic, S (First Team, UPI, FW)  
Mike Munchak, G (First Team, UPI, FW, FN)  
Mike Rozier, RB (Second Team, UPI)
- 1988** Ray Childress, DE (First Team, UPI, FW)  
Drew Hill, WR (Second Team, UPI)  
Bruce Matthews, G (First Team, UPI, FW, FN)  
Warren Moon, QB (Second Team, UPI)  
Mike Munchak, G (First Team, FW, Second Team, UPI)  
Eugene Seale, ST (First Team, FW)
- 1989** Ray Childress, DE (Second Team, UPI)  
John Grimsley, ILB (Second Team, UPI)  
Bruce Matthews, G (First Team, UPI, FW, FN)  
Bubba McDowell, CB (All-Rookie, FW, WA)  
Greg Montgomery, P (First Team, UPI, FW)  
Warren Moon, QB (First Team, UPI, FN)  
Mike Munchak, G (First Team, UPI, FW)  
Tony Zendejas, K (Second Team, UPI)
- 1990** Ray Childress, DT (First Team, FN, Second Team, UPI)
- Ernest Givins, WR (First Team, UPI)  
Drew Hill, WR (First Team, FN, Second Team, UPI)  
Bruce Matthews, G (First Team, UPI, FW, FN)  
Warren Moon, QB (First Team, UPI, FW, FN)  
Mike Munchak, G (First Team, FN, Second Team, UPI)
- 1991** Ray Childress, DT (First Team, UPI, FW)  
Cris Dishman, CB (First Team, UPI, FW, FN)  
John Flannery, G/C (All-Rookie, FW, WA)  
William Fuller, DE (First Team, UPI, FW, FN)  
Haywood Jeffires, WR (First Team, UPI, FW, FN)  
Bruce Matthews, C (First Team, FW)  
Mike Munchak, G (First Team, UPI, FW, FN)  
Al Smith, (First Team, UPI, FW, FN)
- 1992** Ray Childress, DT (First Team, FW)  
Haywood Jeffires, WR (First Team, UPI, FW, FN)  
Bruce Matthews, C (First Team, UPI, FW, FN)  
Greg Montgomery, P (First Team, UPI)  
Mike Munchak, G (First Team, UPI, FW, FN)  
Eddie Robinson, LB (All-Rookie, FW, WA)  
Al Smith, MLB (First Team, FW, FN)
- 1993** Ray Childress, DT (First Team, UPI, FW, FN)  
Brad Hopkins, T (All-Rookie, FW, WA)  
Bruce Matthews, C (First Team, UPI, FW, FN)  
Greg Montgomery, P (First Team, UPI, FW, FN)  
Mike Munchak, G (First Team, UPI, FW, FN)
- 1995** Blaine Bishop, S (First Team, UPI, FW, FN)  
Darryll Lewis, CB (First Team, FN, Second Team, UPI)  
Bruce Matthews, G (First Team, UPI, FW, FN)  
Marcus Robertson, S (First Team, UPI, FW, FN)  
Chris Sanders, WR (All-Rookie, FW, WA)  
Gary Walker, DT (All-Rookie, FW, WA)
- 1996** Blaine Bishop, S (Second Team, UPI)  
Al Del Greco, K (Second Team, UPI)  
Eddie George, RB (Second Team, UPI, All-Rookie, FW, WA)  
Bruce Matthews, G (First Team, UPI, FW, FN)  
John Henry Mills, ST (First Team, FW)  
Mark Stepnoski, C (Second Team, UPI)
- 1997** Kenny Holmes, DE (All-Rookie, FW, WA)  
Bruce Matthews, G (First Team, FW, FN)
- 1998** Craig Hentrich, P (First Team, FW, FN)  
Kevin Long, C (All-Rookie, FW, WA)  
Bruce Matthews, G (First Team, FW, FN)
- 1999** Eddie George, RB (First Team, FW)  
Jevon Kearse, DE (First Team, FW, FN, All-Rookie, FW, WA)  
Bruce Matthews, G (First Team, FW, FN)  
John Thornton, DT (All-Rookie, FW, WA)
- 2000** Blaine Bishop, S (First Team, FN)  
Eddie George, RB (First Team, FN, FW)  
Brad Hopkins, T (First Team, FW)  
Derrick Mason, KR (First Team, FN, FW), PR (First Team, FW)  
Bruce Matthews, G (First Team, FN, FW)  
Samar Rolle, CB (First Team, FW, FN)
- 2002** Jeff Fisher (Coach of the Year, FD)  
Steve McNair, QB (First Team, SI) (3rd in MVP voting, AP)  
Carlos Hall, DE (All-Rookie, FW, WA)  
Keith Bulluck, LB (First Team, FW, FD) (Second Team All-Pro, AP)  
Lance Schulters, S (First Team, FW)  
Kevin Carter, DE (Second Team, FD)
- 2003** Keith Bulluck, LB (First Team, FW)  
Craig Hentrich, P (First Team, FW)
- 2004** Jacob Bell, G (All-Rookie, FW, WA)
- 2005** Pacman Jones, CB/PR/KR (All-Rookie, CP, FW, WA)
- 2006** Vince Young, QB (All-Rookie, PF, WA)
- 2007** Kevin Mawae, C (First Team, PK)
- 2008** Cortland Finnegan, CB (First Team, WA)  
Chris Johnson, RB (First Team, WA, All-Rookie, FW, WA, SN)  
Kevin Mawae, C (First Team, WA)
- 2009** Chris Johnson, RB (First Team, WA)
- 2010** Marc Mariani, PR/KR (All-Rookie, FW, WA, SN)
- 2013** Jurrell Casey, DT (First Team, WA)
- 2016** DeMarco Murray, RB (First Team, WA)
- 2017** Kevin Byard, S (First Team, WA)



## ALL-TIME ALL-PRO SELECTIONS

- Brett Kern, P (First Team, WA)  
**2018** Derrick Henry, RB (First Team, WA)  
 Brett Kern, P (First Team, WA)  
 Taylor Lewan, T (First Team, WA)  
**2019** Derrick Henry, RB (First Team, WA)  
 Brett Kern, P (First Team, WA)  
**2020** Derrick Henry, RB (First Team, WA)  
**2021** Kevin Byard, S (First Team, WA)  
**2023** Derrick Henry, RB (First Team, WA)

## ALL-TIME HONORS

*(Number of individual Pro Bowls selected in parenthesis)*

### AFL ALL-STARS

- 1961** Tony Banfield, CB (1)  
 George Blanda, QB (1)  
 Billy Cannon, HB (1)  
 Don Floyd, DE (1)  
 Charlie Hennigan, E (1)  
 Ed Husmann, DT (1)  
 Al Jamison, T (1)  
 Mark Johnston, S (1)  
 Bob McLeod, E (1)  
 Dennit Morris, LB (1)  
 Bob Schmidt, C (1)  
 Charley Tolar, FB (1)  
**1962** Tony Banfield, CB (2)  
 George Blanda, QB (2)  
 Willard Dewveall, E (1)  
 Don Floyd, DE (2)  
 Fred Glick, S (1)  
 Charlie Hennigan, E (2)  
 Ed Husmann, DT (2)  
 Al Jamison, T (2)  
 Rich Michael, T (1)  
 Jim Norton, S (1)  
 Bob Schmidt, C (2)  
 Bob Talamini, G (1)  
 Charley Tolar, FB (2)  
**1963** Tony Banfield, CB (3)  
 George Blanda, QB (3)  
 Fred Glick, S (2)  
 Charlie Hennigan, E (3)  
 Ed Husmann, DT (3)  
 Rich Michael, T (2)  
 Jim Norton, S (2)  
 Bob Schmidt, C (3)  
 Bob Talamini, G (2)  
**1964** Sid Blanks, RB (1)  
 Don Floyd, DE (3)  
 Fred Glick, S (3)  
 Charlie Hennigan, E (4)  
 Pete Jaquess, CB (1)  
 Bob Talamini, G (3)  
**1965** Ode Burrell, RB (2)  
 Willie Frazier, TE (1)  
 Charlie Hennigan, E (5)  
 Bob Talamini, G (4)  
**1966** Charles Frazier, E (1)  
 W.K. Hicks, CB (1)  
 Bob Talamini, G (5)  
**1967** Woody Campbell, RB (1)  
 Miller Farr, CB (1)  
 Hoyle Granger, RB (1)  
 Pat Holmes, DE (1)  
 Jim Norton, S (3)  
 Walter Suggs, T (1)  
 Bob Talamini, G (6)

- 1968** George Webster, LB (1)  
 Sonny Bishop, G (1)  
 Garland Boyette, MLB (1)  
 Miller Farr, CB (2)  
 Hoyle Granger, RB (2)  
 Glen Ray Hines, T (1)  
 Pat Holmes, DE (2)  
 Bobby Maples, C (1)  
 Alvin Reed, TE (1)  
 Walter Suggs, T (2)  
 George Webster, LB (2)  
**1969** Jim Beirne, WR (1)  
 Elvin Bethea, DE (1)  
 Garland Boyette, MLB (2)  
 Miller Farr, CB (3)  
 Glen Ray Hines, T (2)  
 Ken Houston, S (2)  
 Jerry LeVias, WR (1)  
 Zeke Moore, CB (1)  
 Alvin Reed, TE (2)  
 George Webster, LB (3)

### AFC PRO BOWL

- 1970** Ken Houston, S (3)  
 Zeke Moore, CB (2)  
**1971** Elvin Bethea, DE (2)  
 Ken Houston, S (4)  
**1972** Elvin Bethea, DE (3)  
 Ken Houston, S (5)  
**1973** Elvin Bethea, DE (4)  
**1974** Elvin Bethea, DE (5)  
**1975** Elvin Bethea, DE (6)  
 Ken Burrough, WR (1)  
 Curley Culp, DT (1)  
 Billy Johnson, KR (1)  
 Dan Pastorini, QB (1)  
**1976** Robert Brazile, OLB (1)  
 Curley Culp, DT (2)  
**1977** Robert Brazile, OLB (2)  
 Ken Burrough, WR (2)  
 Curley Culp, DT (3)  
 Billy Johnson, KR (2)  
**1978** Elvin Bethea, DE (7)  
 Robert Brazile, OLB (3)  
 Earl Campbell, RB (1)  
 Curley Culp, DT (4)  
**1979** Elvin Bethea, DE (8)  
 Robert Brazile, OLB (4)  
 Earl Campbell, RB (2)  
 Toni Fritsch, K (1)  
 Leon Gray, T (1)  
 Mike Reinfeldt, S (1)  
**1980** Robert Brazile, OLB (5)  
 Dave Casper, TE (1)  
 Earl Campbell, RB (3)  
 Greg Stenrick, CB (1)  
**1981** Robert Brazile, OLB (6)  
 Earl Campbell, RB (4)

- Leon Gray, T (2)  
 Carl Roaches, KR (1)  
**1982** Robert Brazile, OLB (7)  
**1983** Earl Campbell, RB (5)  
**1984** Mike Munchak, G (1)  
**1985** Mike Munchak, G (2)  
**1987** Keith Bostic, S (1)  
 Mike Munchak, G (3)  
 Mike Rozier, RB (1)  
**1988** Keith Bostic, S (2)  
 Ray Childress, DE (1)  
 John Grimsley, ILB (1)  
 Drew Hill, WR (1)  
 Bruce Matthews, G (1)  
 Warren Moon, QB (1)  
 Mike Munchak, G (4)  
 Mike Rozier, RB (2)  
**1989** Bruce Matthews, G (2)  
 Warren Moon, QB (2)  
 Mike Munchak, G (5)  
**1990** Ray Childress, DT (2)  
 Ernest Givins, WR (1)  
 Drew Hill, WR (2)  
 Bruce Matthews, G (3)  
 Warren Moon, QB (3)  
 Mike Munchak, G (6)  
**1991** Ray Childress, DT (3)  
 Cris Dishman, CB (1)  
 William Fuller, DE (1)  
 Haywood Jeffires, WR (1)  
 Bruce Matthews, C (4)  
 Warren Moon, QB (4)  
 Mike Munchak, G (7)  
 Al Smith, MLB (1)  
**1992** Ray Childress, DT (4)  
 Curtis Duncan, WR (1)  
 Ernest Givins, WR (2)  
 Haywood Jeffires, WR (2)  
 Bruce Matthews, C (5)  
 Warren Moon, QB (5)  
 Mike Munchak, G (8)  
 Al Smith, MLB (2)  
 Lorenzo White, RB (1)  
 Ray Childress, DT (5)  
**1993** Haywood Jeffires, WR (3)  
 Sean Jones, DE (1)  
 Bruce Matthews, C (6)  
 Greg Montgomery, P (1)  
 Warren Moon, QB (6)  
 Mike Munchak, G (9)  
 Webster Slaughter, WR (2,1)  
**1994** Bruce Matthews, C (7)  
**1995** Blaine Bishop, S (1)  
 Darryll Lewis, CB (1)  
 Bruce Matthews, C (8)  
 Mark Steponoski, C (4, 1)  
**1996** Blaine Bishop, S (2)  
 Bruce Matthews, G (9)  
 John Henry Mills, ST (1)



## ALL-TIME HONORS

1997 Mark Stepnoski, C (5, 2)  
Blaine Bishop, S (3)  
Eddie George, RB (1)

1998 Bruce Matthews, G (10)  
Eddie George, RB (2)  
Craig Hentrich, P (1)  
Bruce Matthews, G (11)  
Frank Wycheck, TE (1)

1999 Eddie George, RB (3)  
Jevon Kearse, DE (1)  
Frank Wycheck, TE (2)  
Bruce Matthews, G (12)

2000 Blaine Bishop, S (4)  
Eddie George, RB (4)  
Brad Hopkins, T (1)  
Jevon Kearse, DE (2)  
Derrick Mason, KR (1)  
Bruce Matthews, G (13)  
Steve McNair, QB (1)  
Samar Rolle, CB (1)  
Frank Wycheck, TE (3)

2001 Bruce Matthews, G (14)  
Jevon Kearse, DE (3)

2002 Kevin Carter, DE (2, 1)

2003 Steve McNair, QB (2)  
Keith Bulluck, LB (1)  
Brad Hopkins, OT (2)  
Craig Hentrich, P (2)  
Derrick Mason, WR (2)  
Steve McNair, QB (3)

2005 Kyle Vanden Bosch, DE (1)

2006 Vince Young, QB (1)

2007 Rob Bironas, K (1)  
Albert Haynesworth, DT (1)  
Kyle Vanden Bosch, DE (2)

2008 Cortland Finnegan, CB (1)  
Albert Haynesworth, DT (2)  
Kevin Mawae, C (7, 1)  
Chris Hope, S (1)  
Chris Johnson, RB (1)  
Michael Roos, OT (1)  
Kerry Collins, QB (2, 1)  
Michael Griffin, S (1)

2009 Chris Johnson, RB (2)  
Kevin Mawae, C (8, 2)  
Kyle Vanden Bosch, DE (3)  
Vince Young, QB (2)

2010 Jason Babin, DE (1)  
Michael Griffin, S (2)  
Chris Johnson, RB (3)  
Marc Mariani, KR/PR (1)

2013 Alterraun Verner, CB (1)

2015 Jurrell Casey, DT (1)  
Delanie Walker, TE (1)

2016 DT Jurrell Casey (2)  
T Taylor Lewan (1)  
RB DeMarco Murray (3, 1)  
OLB Brian Orakpo (4, 1)  
TE Delanie Walker (2)

2017 S Kevin Byard (1)  
DT Jurrell Casey (3)  
P Brett Kern (1)  
T Taylor Lewan (2)  
ST Brynden Trawick (1)  
TE Delanie Walker (3)

2018 DT Jurrell Casey (4)  
P Brett Kern (2)  
T Taylor Lewan (3)

2019 DT Jurrell Casey (5)  
RB Derrick Henry (1)  
P Brett Kern (3)  
QB Ryan Tannehill (1)

2020 WR A.J. Brown (1)  
RB Derrick Henry (2)

2021 S Kevin Byard (2)  
OLB Harold Landry III (1)  
G Rodger Saffold III (1)  
DT Jeffery Simmons (1)

2022 RB Derrick Henry (3)  
C Ben Jones (1)  
DT Jeffery Simmons (2)  
LS Morgan Cox (4, 1)

2023 RB Derrick Henry (4)

### ASSOCIATED PRESS NFL MVP

1979 Earl Campbell, RB  
2003 Steve McNair, QB

### ASSOCIATED PRESS COMEBACK PLAYER OF THE YEAR

2019 Ryan Tannehill, QB

### ASSOCIATED PRESS COACH OF THE YEAR

2021 Mike Vrabel

### PRO FOOTBALL WRITERS ASSOCIATION COACH OF THE YEAR

2021 Mike Vrabel

### BERT BELL TROPHY

(NFL Most Valuable Player presented by Philadelphia Maxwell Club)

1979 Earl Campbell, RB

### BERT BELL ROOKIE OF YEAR

(NFL Rookie Most Valuable Player presented by Philadelphia Maxwell Club)

1996 Eddie George, RB

### AFL PLAYER OF YEAR

1961 George Blanda, QB (UPI, SN)

1967 George Blanda, QB (SN)

### AFL DEFENSIVE ROOKIE OF YEAR

1967 George Webster, LB (SN)

### NFL PLAYER OF THE YEAR

1978 Earl Campbell, RB (NEA, WA, FD, NY)

1979 Earl Campbell, RB (NEA, WA)

1980 Earl Campbell, RB (NEA, NY, CP)

2003 Steve McNair, QB (DZ)

### NFL OFFENSIVE PLAYER OF YEAR

1978 Earl Campbell, RB (AP)

1979 Earl Campbell, RB (AP, FW)

1980 Earl Campbell, RB (AP)

1990 Warren Moon, QB (AP)

2009 Chris Johnson, RB (AP)

2020 Derrick Henry, RB (AP)

### NFL DEFENSIVE PLAYER OF YEAR

1975 Curley Culp, DT (NEA)

1979 Jesse Baker, DT (FW)

### NFL ROOKIE OF YEAR

1978 Earl Campbell, RB (AP)

1979 Jesse Baker, DT (FW)

1996 Eddie George, RB (SN, FW, SI)

2006 Vince Young, QB (SI, DP)

### NFL OFFENSIVE ROOKIE OF YEAR

1978 Earl Campbell, RB (FW)

1996 Eddie George, RB (AP, FW, FD, CP)

2006 Vince Young, QB (AP, PF, WA)

### NFL DEFENSIVE ROOKIE OF YEAR

1975 Robert Brazile, LB (AP)

1979 Jesse Baker, DT (FW)

1999 Jevon Kearse, DE (AP, FN, FW, CP, FD)

### AFC PLAYER OF YEAR

1978 Earl Campbell, RB (SN, NY)

2000 Eddie George, RB (FN)

### AFC OFFENSIVE PLAYER OF YEAR

1978 Earl Campbell, RB (UPI, KC)

1990 Warren Moon, QB (UPI)

### AFC DEFENSIVE PLAYER OF YEAR

1975 Robert Brazile, LB (SN)

1979 Jesse Baker, DT (FW)

Mike Reinfeldt, S (KC)

### DIET PEPSI ROOKIE OF YEAR

2006 Vince Young, QB

### ED BLOCK COURAGE AWARD

(nominee from each NFL team for courage in battling injuries)

1984 Bob Hamm

1985 Pat Howell

1986 Dean Steinkuhler

1987 Kent Hill

1988 Alonzo Highsmith

1989 Doug Smith

1990 Mike Munchak

1991 Bubba McDowell

1992 Warren Moon

1993 Curtis Duncan

1994 Marcus Robertson

1995 Barron Wortham

1996 Blaine Bishop

1997 Bruce Matthews

1998 Steve Jackson

1999 Steve McNair

2000 Kenny Holmes

2001 Kevin Dyson

2002 Eddie George

2003 Kevin Carter

2004 Keith Bulluck

2005 Tank Williams

2006 Brandon Jones

2007 David Thornton

2008 Chris Hope

2009 Kevin Mawae

2010 Will Witherspoon

2011 Derrick Morgan

2012 Kenny Britt

2013 David Stewart

2014 Michael Griffin

2015 Craig Stevens

2016 Jason McCourty

2017 Karl Klug

2018 Jack Conklin

2019 Jonnu Smith

2020 Jeffery Simmons

2021 Nick Westbrook-Ikhine

2022 Robert Woods

2023 Dillon Radunz





## ALL-TIME HONORS

### TITANS MAN OF THE YEAR

(nominee from each NFL team for Walter Payton NFL Man of the Year)

1996	Marcus Robertson
1997	Al Del Greco
1998	Al Del Greco
1999	Chris Sanders
2000	Kenny Holmes
2001	Jason Fisk
2002	Kevin Carter
2003	Kevin Carter
2004	Kevin Carter
2005	Steve McNair
2006	Keith Bulluck
2007	Keith Bulluck
2008	David Thornton
2009	Kyle Vanden Bosch
2010	Cortland Finnegan
2011	Cortland Finnegan
2012	Jared Cook
2013	Delanie Walker
2014	Jason McCourty
2015	Delanie Walker
2016	Jurrell Casey
2017	Wesley Woodyard
2018	Jurrell Casey
2019	Ben Jones
2020	Kevin Byard
2021	Derrick Henry
2022	Derrick Henry
2023	Jeffery Simmons
2024	Jeffery Simmons

### NFL PLAYER OF WEEK

1984	Larry Moriarty, RB, Week 11 (AFC Offensive)
1985	Steve Brown, CB, Week 1 (AFC Defensive) Bo Eason, S, Week 12 (AFC Defensive)
1987	Eugene Seale, LB, Week 4 (AFC Defensive)
1988	Ray Childress, DT, Week 1 (AFC Defensive) Allen Pinkett, RB, Week 4 (AFC Offensive) Drew Hill, WR, Week 9 (AFC Offensive)
1989	Warren Moon, QB, Week 6 (AFC Offensive)
1990	Warren Moon, QB, Week 6 (AFC Offensive) Johnny Meads, LB, Week 7 (AFC Defensive) Warren Moon, QB, Week 11 (AFC Offensive) Lorenzo White, RB, Week 12 (AFC Offensive) Warren Moon, QB, Week 15 (AFC Offensive) Cody Carlson, QB, Week 17 (AFC Offensive)
1991	Lamar Lathon, LB, Week 2 (AFC Defensive) Ernest Givins, WR, Week 6 (AFC Offensive) Haywood Jeffires, WR, Week 7 (AFC Offensive) Warren Moon, QB, Week 12 (AFC Offensive) Ray Childress, DT, Week 15 (AFC Defensive)

1992	William Fuller, DE, Week 16 (AFC Defensive) Cody Carlson, QB, Week 13 (AFC Offensive) Lorenzo White, RB, Week 16 (AFC Offensive) Ray Childress, DT, Week 17 (AFC Defensive)
1993	Marcus Robertson, S, Week 2 (AFC Defensive) Greg Montgomery, P, Week 7 (AFC Special Teams) Warren Moon, QB, Week 8 (AFC Offensive) Gary Brown, RB, Week 11 (AFC Offensive) Marcus Robertson, S, Week 12 (AFC Defensive) William Fuller, DE, Week 13 (AFC Defensive) Steve Jackson, CB, Week 14 (AFC Defensive) Gary Brown, RB, Week 16 (AFC Offensive) Blaine Bishop, S, Week 17 (AFC Defensive) Ray Childress, DT, Week 18 (AFC Defensive)
1995	Chris Chandler, QB, Week 4 (AFC Offensive) John Henry Mills, LB, Week 4 (AFC Special Teams) Cris Dishman, CB, Week 9 (AFC Defensive)
1996	Eddie George, RB, Week 2 (AFC Offensive) Mel Gray, KR, Week 6 (AFC Defensive)
1997	Eddie George, RB, Week 1 (AFC Offensive) M. Robertson, FS, Week 14 (AFC Defensive)
1998	Blaine Bishop, SS, Week 6 (AFC Defensive) Mike Archie, RB, Week 7 (AFC Special Teams) Eddie George, RB, Week 10 (AFC Offensive) Craig Hentrich, P, Week 10 (AFC Special Teams)
1999	Al Del Greco, K, Divisional (AFC Special Teams) Steve McNair, QB, Week 8, 16, AFC Champ. (AFC Offensive) Derrick Mason, WR/KR, Week 12, AFC Champ. (AFC Special Teams) Eddie Robinson, LB, Week 14 (AFC Defensive) Kevin Dyson, Frank Wycheck, Wild Card (AFC Special Teams)
2000	Derrick Mason, KR/PR, Week 4 (AFC Special Teams) Randall Godfrey, LB, Week 8, 17 (AFC Defensive) Samari Rolle, CB, Week 9 (AFC Defensive) Al Del Greco, K, Week 14 (AFC Special Teams) Eddie Robinson, LB, Week 14 (AFC Defensive)

2001	(AFC Defensive) Eddie George, RB, Week 16 (AFC Offensive) Joe Nedney, K, Week 5 (AFC Special Teams) Joe Nedney, K, Week 6 (AFC Special Teams) Steve McNair, QB, Week 8 (AFC Offensive) Derrick Mason, WR, Week 10 (AFC Special Teams) Steve McNair, QB, Week 12 (AFC Offensive)
2002	Carlos Hall, DE, Week 1 (AFC Defensive) Steve McNair, QB, Week 9 (AFC Offensive) Frank Wycheck, TE, Divisional (NFL Offensive)
2003	Craig Hentrich, P, Week 1 (AFC Special Teams) Rocky Boiman, LB, Week 4 (AFC Defensive) Jevon Kearse, DE, Week 7 (AFC Defensive) Justin McCareins, WR, Week 12 (AFC Special Teams) Craig Hentrich, P, Week 16 (AFC Special Teams) Gary Anderson, K, Week 17 (AFC Special Teams) Gary Anderson, K, Wild Card (AFC Special Teams)
2004	Chris Brown, RB, Week 5 (AFC Offensive)
2005	Pacman Jones, CB, Week 14 (AFC Special Teams)
2006	Vince Young, QB, Week 16 (AFC Offensive) Casey Cramer, TE, Week 6 (AFC Special Teams) Rob Bironas, K, Week 13 (AFC Special Teams)
2007	Chris Brown, RB, Week 1 (AFC Offensive) Keith Bulluck, LB, Week 3 (AFC Defensive) Kyle Vanden Bosch, DE, Week 16 (AFC Defensive) Rob Bironas, K, Week 7 (AFC Special Teams) Rob Bironas, K, Week 17 (AFC Special Teams)
2008	Cortland Finnegan, Week 1 (AFC Defensive) Keith Bulluck, LB, Week 2 (AFC Special Teams) Craig Hentrich, P, Week 10 (AFC Special Teams) Chris Hope, S, Week 8 (AFC Defensive)
2009	Chris Johnson, RB, Week 8 (AFC Offensive) Vince Young, QB, Week 12 (AFC Offensive) Keith Bulluck, LB, Week 14 (AFC Defensive)
2010	Chris Johnson, RB, Week 5 (AFC Offensive) Marc Mariani, KR/PR, Week 11 (AFC Special Teams)
2011	Marc Mariani, KR/PR, Week 10 (AFC Special Teams)



## ALL-TIME HONORS

(AFC Special Teams)  
**Chris Johnson, RB, Week 12**  
 (AFC Offensive)  
**Colin McCarthy, LB, Week 13**  
 (AFC Defensive)

2012 **Darius Reynaud, KR/PR, Week 3**  
 (AFC Special Teams)  
**Chris Johnson, RB, Week 7**  
 (AFC Offensive)  
**Darius Reynaud, KR/PR, Week 17**  
 (AFC Special Teams)

2013 **Alterraun Verner, CB, Week 4**  
 (AFC Defensive)

2014 **Jurrell Casey, DT, Week 6**  
 (AFC Defensive)

2015 **Marcus Mariota, QB, Week 1, 9**  
 (AFC Offensive)

2016 **Marcus Mariota, QB, Week 10**  
 (AFC Offensive)  
**Ryan Succop, K, Week 15**  
 (AFC Special Teams)

2017 **Ryan Succop, K, Week 6**  
 (AFC Special Teams)  
**Kevin Byard, S, Week 7, 17**  
 (AFC Defensive)

2018 **Dane Cruikshank, S, Week 2**  
 (AFC Special Teams)  
**Marcus Mariota, QB, Week 4**  
 (AFC Offensive)  
**Wesley Woodyard, LB, Week 10**  
 (AFC Defensive)  
**Derrick Henry, RB, Week 14**  
 (AFC Offensive)

2019 **Cameron Wake, OLB, Week 1**  
 (AFC Defensive)  
**Ryan Tannehill, QB, Week 14**  
 (AFC Offensive)  
**Derrick Henry, RB, Week 17**  
 (AFC Offensive)

2020 **Stephen Gostkowski, K, Week 3**  
 (AFC Special Teams)  
**Derrick Henry, RB, Week 6, 17**  
 (AFC Offensive)  
**Jeffery Simmons, DT, Week 9**  
 (AFC Defensive)

2021 **Derrick Henry, RB, Week 2**  
 (AFC Offensive)  
**Derrick Henry, RB, Week 6**  
 (AFC Offensive)  
**Randy Bullock, K, Week 8**  
 (AFC Special Teams)  
**Ryan Tannehill, QB, Week 18**  
 (AFC Offensive)

2022 **Randy Bullock, K, Week 7**  
 (AFC Special Teams)  
**Derrick Henry, RB, Week 8**  
 (AFC Offense)  
**Ryan Stonehouse, P, Week 10**  
 (AFC Special Teams)

2023 **Nick Folk, K, Week 2**  
 (AFC Special Teams)  
**Ryan Stonehouse, P, Week 12**  
 (AFC Special Teams)  
**Harold Landry III, OLB, Week 14**  
 (AFC Defense)

2024 **Nick Folk, K, Week 4**  
 (AFC Special Teams)

### NFL.COM ALL-HEART PLAYER OF WEEK

2000 Eddie George, RB, Week 6

Bruce Matthews, G, Week 7

### NFL PLAYER OF MONTH

1988 **Drew Hill, WR, September**  
 (AFC Offensive)

1990 **Warren Moon, QB, November**  
 (AFC Offensive)

1991 **Cris Dishman, CB, October**  
 (AFC Defensive)

1992 **Lorenzo White, RB, December**  
 (AFC Offensive)

1993 **Gary Brown, RB, November**  
 (AFC Offensive)  
**Al Del Greco, K, November**  
 (AFC Special Teams)  
**Cris Dishman, CB, December**  
 (AFC Defensive)

1996 **Al Del Greco, K, October**  
 (AFC Special Teams)

1998 **Craig Hentrich, P, November**  
 (AFC Special Teams)

1999 **Jevon Kearse, DE, December**  
 (AFC Defensive)

2000 **Derrick Mason, KR/PR, October**  
 (AFC Special Teams)

2002 **Steve McNair, QB, December**  
 (AFC Offensive)

2003 **Steve McNair, QB, October**  
 (AFC Offensive)

2007 **Rob Bironas, K, October**  
 (AFC Special Teams)

2008 **Albert Haynesworth, DT, September**  
 (AFC Defensive)

2009 **Chris Johnson, RB, November**  
 (AFC Offensive)

2010 **Michael Griffin, S, October**  
 (AFC Defensive)

2012 **Darius Reynaud, KR/PR, September**  
 (AFC Special Teams)

2016 **Marcus Mariota, QB, November**  
 (AFC Offensive)

2017 **Ryan Succop, K, September**  
 (AFC Special Teams)

2018 **Derrick Henry, RB, December**  
 (AFC Offensive)

2019 **Ryan Tannehill, QB, December**  
 (AFC Offensive)

2020 **Stephen Gostkowski, K, September**  
 (AFC Special Teams)  
**Derrick Henry, RB, October**  
 (AFC Offensive)

2021 **Kevin Byard, S, October**  
 (AFC Defensive)

2022 **Derrick Henry, RB, October**  
 (AFC Offensive)  
**Ryan Stonehouse, P, October**  
 (AFC Special Teams)

### FEDEX AIR PLAYER OF WEEK

2003 Steve McNair, QB, Week 6  
 2004 Billy Volek, QB, Week 14  
 2015 Marcus Mariota, QB, Week 9  
 2016 Marcus Mariota, QB, Week 10  
 2019 Ryan Tannehill, QB, Week 14  
 2020 Ryan Tannehill, QB, Week 6

### FEDEX GROUND PLAYER OF WEEK

2004 Chris Brown, RB, Week 5  
 2007 Chris Brown, RB, Week 1  
 2009 Chris Johnson, RB, Week 8  
 Chris Johnson, RB, Week 12

2012 Chris Johnson, RB, Week 7  
 2013 Chris Johnson, RB, Week 9  
 2016 DeMarco Murray, RB, Week 10  
 2018 Derrick Henry, RB, Week 14  
 Derrick Henry, RB, Week 15  
 2019 Derrick Henry, RB, Week 10  
 Derrick Henry, RB, Week 12  
 Derrick Henry, RB, Week 13  
 Derrick Henry, RB, Week 14  
 Derrick Henry, RB, Week 17  
 2020 Derrick Henry, RB, Week 6  
 Derrick Henry, RB, Week 11  
 Derrick Henry, RB, Week 12  
 Derrick Henry, RB, Week 14  
 Derrick Henry, RB, Week 15  
 2021 Derrick Henry, RB, Week 2  
 Derrick Henry, RB, Week 3  
 Derrick Henry, RB, Week 5  
 2023 Derrick Henry, RB, Week 18

### FEDEX GROUND PLAYER OF YEAR

2009 Chris Johnson, RB  
 2019 Derrick Henry, RB  
 2020 Derrick Henry, RB

### NFL ROOKIE OF MONTH

1996 Eddie George, RB, Sept.  
 1999 Jevon Kearse, DE, Sept., Nov., Dec.  
 2008 Chris Johnson, RB, Sept.  
 2015 Marcus Mariota, QB, Sept.  
 2019 A.J. Brown, WR, Dec.

### PEPSI NFL ROOKIE OF THE WEEK

2006 Vince Young, QB, Week 12  
 Vince Young, QB, Week 13  
 Vince Young, QB, Week 14  
 Vince Young, QB, Week 16  
 2008 Chris Johnson, RB, Week 7  
 Chris Johnson, RB, Week 9  
 2011 Colin McCarthy, LB, Week 13  
 2015 Marcus Mariota, QB, Week 1  
 2019 A.J. Brown, WR, Week 12  
 2023 Will Levis, QB, Week 8

### AFC OFFENSIVE ROOKIE OF YEAR

1996 Eddie George, RB (PF, FD, CP)  
 2006 Vince Young, QB (AP, PF, WA)

### AFC DEFENSIVE ROOKIE OF YEAR

1999 Jevon Kearse, DE (AP, PFW, FN, CPFW)

### AFL ALL-ROOKIE

1967 George Webster, LB

### NFL ALL-ROOKIE

1972 Guy Murdock, C  
 1973 Gregg Bingham, LB  
 John Matuszak, DT  
 Robert Brazile, LB  
 1975 Rob Carpenter, RB  
 1977 Bill Currier, DB  
 George Reihner, G  
 1978 Earl Campbell, RB  
 1979 Jesse Baker, DT  
 Vernon Perry, S  
 1980 Carl Roaches, KR  
 1983 Steve Brown, CB  
 Bruce Matthews, T  
 Harvey Salem, T  
 Brian Sochia, DT





## ALL-TIME HONORS

1984	Warren Moon, QB Dean Steinkuhler, T
1985	Ray Childress, DT
1986	Ernest Givins, WR
1989	Bubba McDowell, S
1991	John Flannery, C
1992	Eddie Robinson, LB
1993	Brad Hopkins, T
1995	Chris Sanders, WR Gary Walker, DT
1996	Eddie George, RB
1997	Kenny Holmes, DE
1998	Kevin Long, C
1999	Jevon Kearse, DE John Thornton, DT
2002	Carlos Hall, DE
2004	Jacob Bell, G
2005	Pacman Jones, CB/PR/KR
2006	Vince Young, QB
2008	Chris Johnson, RB
2010	Marc Mariani, PR/KR
2014	Taylor Lewan, T
2016	Jack Conklin, T
2019	A.J. Brown, WR
2022	Chig Okonkwo, TE Ryan Stonehouse, P

### PRO BOWL PLAYER OF GAME

1976	Billy Johnson, PR
2017	Delanie Walker, TE (Offensive MVP)

### NFL 75th ANNIVERSARY TEAM

Ken Houston, S  
Billy Johnson, PR

### AFL ALL-TIME TEAM

George Blanda, K (First Team)  
Miller Farr, CB (Second Team)  
Charlie Hennigan, WR (Second Team)  
Bob Talamini, G (Second Team)  
George Webster, LB (First Team)

### NFL ALL-DECADE TEAM

1970s	Robert Brazile, LB (Second Team) Earl Campbell, RB (Second Team) Ken Houston, S (First Team) Billy Johnson, KR (Second Team)
1980s	Billy Johnson, PR (First Team) Mike Munchak, G (Second Team)
1990s	Mel Gray, PR & KR (Second Team) Bruce Matthews, G (First Team) Mark Stepnoski, C (Second Team)
2000s	Kevin Mawae, C (First Team)

### PRO FOOTBALL HALL OF FAME ALL-TIME TEAM

Bruce Matthews, G  
George Blanda, K

### NFL ALUMNI

1999	Jevon Kearse, DE (Pass Rusher of the Year)
2000	Bruce Matthews, G (Offensive Lineman of the Year)

### NFL 100 ALL-TIME TEAM

Earl Campbell, RB  
Billy Johnson, RS  
Bruce Matthews, G

### TEAM CAPTAINS (SINCE 2007)

2007	Vince Young, QB (offense) Kevin Mawae, C (offense) Keith Bulluck, LB (defense) Kyle Vanden Bosch, DE (defense) Craig Hentrich, P (special teams)
2008	Vince Young, QB (offense) Kevin Mawae, C (offense) Keith Bulluck, LB (defense) Kyle Vanden Bosch, DE (defense) Craig Hentrich, P (special teams)
2009	Kerry Collins, QB (offense) Kyle Vanden Bosch, DE (defense) Craig Hentrich, P (special teams) Donnie Nicky, S (special teams)
2010	Vince Young, QB (offense) Ahmard Hall, FB (offense) Stephen Tulloch, LB (defense) Donnie Nicky, S (special teams)
2011	Matt Hasselbeck, QB (offense) Cortland Finnegan, CB (defense) Tim Shaw, LB (special teams)
2012	Jake Locker, QB (offense) Steve Hutchinson, G (offense) Jason McCourty, CB (defense) Colin McCarthy, LB (defense) Tim Shaw, LB (special teams)
2013	Jake Locker, QB (offense) Michael Roos, T (offense) Nate Washington, WR (offense) Jason McCourty, CB (defense) Bernard Pollard, S (defense) Patrick Bailey, LB (special teams)
2014	Jake Locker, QB (offense) Nate Washington, WR (offense) Jurrell Casey, DT (defense) Wesley Woodyard, LB (defense) George Wilson, S (special teams)
2015	Taylor Lewan, T (offense) Delanie Walker, TE (offense) Jurrell Casey, DT (defense) Marcus Mariota, QB (offense) Dexter McCluster, RB (offense) Jason McCourty, CB (defense) Brian Orakpo, OLB (defense) Wesley Woodyard, LB (special teams)
2016	Marcus Mariota, QB (offense) Delanie Walker, TE (offense) Jurrell Casey, DT (defense) Brian Orakpo, OLB (defense) Daimion Stafford, S (special teams) Wesley Woodyard, LB (special teams)
2017	Marcus Mariota, QB (offense) Delanie Walker, TE (offense) Jurrell Casey, DT (defense) Brian Orakpo, OLB (defense) Tim Shaw, Alumni (special teams) Wesley Woodyard, LB (special teams)
2018	Ben Jones, C (offense) Marcus Mariota, QB (offense) Delanie Walker, TE (offense) Jurrell Casey, DT (defense) Wesley Woodyard, LB (defense) Daren Bates, LB (special teams)
2019	Ben Jones, C (offense) Marcus Mariota, QB (offense) Kevin Byard, S (defense) Jurrell Casey, DT (defense) Wesley Woodyard, LB (special teams)
2020	Derrick Henry, RB (offense) Ryan Tannehill, QB (offense)

2021	Kevin Byard, S (defense) DaQuan Jones, NT (defense) Brett Kern, P (special teams) Derrick Henry, RB (offense) Ryan Tannehill, QB (offense) Kevin Byard, S (defense) Jeffery Simmons, DT (defense) Brett Kern, P (special teams)
2022	Derrick Henry, RB (offense) Ryan Tannehill, QB (offense) Ben Jones, C (offense) Kevin Byard, S (defense) Jeffery Simmons, DT (defense)
2023	Derrick Henry, RB (offense) Ryan Tannehill, QB (offense) Kevin Byard, S (defense) Jeffery Simmons, DT (defense) Azeez Al-Shaair, LB (defense) Morgan Cox, LS (special teams)
2024	Lloyd Cushenberry III, C (offense) Will Levis, QB (offense) Kenneth Murray Jr., LB (defense) Jeffery Simmons, DT (defense) Morgan Cox, LS (special teams)

### EDDIE GEORGE GOOD GUY AWARD

*(Presented by Nashville media to the player that provides access and insight helping them best do their job)*

2022	Kevin Byard
2023	Daniel Brunskill

### TITANS 25TH ANNIVERSARY TEAM

*(Selected at the conclusion of the 2023 season by a committee of local media members;*

*\* denotes unanimous selection)*

#### OFFENSE

QB (3):	Steve McNair*, Ryan Tannehill, Marcus Mariota
RB (3):	Eddie George*, Derrick Henry*, Chris Johnson*
WR (4):	Derrick Mason*, A.J. Brown, Nate Washington, Drew Bennett
TE (2):	Frank Wycheck*, Delanie Walker*
T (3):	Brad Hopkins*, Michael Roos, Taylor Lewan
G (3):	Bruce Matthews*, Benji Olson*, Zach Piller
C (2):	Kevin Mawae*, Ben Jones
FB (1):	Lorenzo Neal

#### DEFENSE

DE (3):	Jevon Kearse*, Kyle Vanden Bosch*, Denico Autry (tie), Kevin Carter (tie)
IL (3):	Albert Haynesworth*, Jurrell Casey, Jeffery Simmons
LB (6):	Keith Bulluck*, Harold Landry III, Derrick Morgan, Wesley Woodyard, Brian Orakpo, Stephen Tulloch
CB (4):	Samari Rolle*, Cortland Finnegan*, Jason McCourty, Logan Ryan
S (3):	Kevin Byard*, Blaine Bishop, Michael Griffin

#### SPECIAL TEAMS

P (1):	Brett Kern
PK (1):	Rob Bironas
LS (1):	Ken Amato
RS (1):	Derrick Mason
ST (1):	Tim Shaw



## TITANS/OILERS HALL OF FAME & RING OF HONOR

In recognition of the 40th season of the Houston Oilers/Tennessee Titans organization in 1999, the team's late owner K.S. "Bud" Adams, Jr. created an official team Hall of Fame, featuring players and staff from the past, while creating a special place for Titans stars of the future to be recognized.

On Sept. 7, 2008, the same day Titans owner K.S. "Bud" Adams, Jr. was added to the Titans/Oilers Hall of Fame, he unveiled the Ring of Honor at Nissan Stadium during the team's season opener. The Ring of Honor would feature the same players inducted into the team Hall of Fame. The initial members of the Ring of Honor included Adams, Elvin Bethea, George Blanda, Earl Campbell, Mike Holovak, Ken Houston, Mike Munchak, Jim Norton, Warren Moon and Bruce Matthews.

Through 2023, 18 individuals were named to the franchise's Hall of Fame and Ring of Honor. Most recently, the franchise added wide receiver and return specialist Billy "White Shoes" Johnson to the Ring of Honor in 2023.

NAME	POSITION	YEARS WITH FRANCHISE	INDUCTED
K.S. "Bud" Adams, Jr.	Team Owner/Founder	1959-2013	Sept. 7, 2008
Elvin Bethea	Defensive End	1968-83	Dec. 9, 1999
George Blanda	Quarterback/Kicker	1960-66	Dec. 9, 1999
Robert Brazile	Linebacker	1975-84	Oct. 14, 2018
Earl Campbell	Running Back	1978-84	Dec. 9, 1999
Jeff Fisher	Head Coach	1994-2010	Nov. 21, 2021
Eddie George	Running Back	1996-2003	Oct. 27, 2008
Mike Holovak	General Manager	1981-99	Dec. 9, 1999
Ken Houston	Safety	1967-72	Dec. 9, 1999
Billy "White Shoes" Johnson	Wide Receiver/Returner	1974-1980	Dec. 17, 2023
Bruce Matthews	Offensive Lineman	1983-2002	Dec. 8, 2002
Steve McNair	Quarterback	1995-2005	Oct. 27, 2008
Warren Moon	Quarterback	1984-93	Oct. 1, 2006
Mike Munchak	Guard	1982-93	Dec. 9, 1999
Jim Norton	Safety/Punter	1960-68	Dec. 9, 1999
O.A. "Bum" Phillips	Head Coach	1975-80	Sept. 26, 2021
Floyd Reese	General Manager	1986-2006	Nov. 21, 2021
Frank Wycheck	Tight End	1995-2003	Oct. 27, 2008



Eddie George, Steve McNair and Frank Wycheck were inducted into the team's Hall of Fame and Ring of Honor during the 2008 season.



**GEORGE BLANDA**

QUARTERBACK/KICKER • 6'2" • 215 lbs • COLLEGE: KENTUCKY  
 NFL SEASONS: 26 • YEARS WITH OILERS: 7 (1960-66)  
 HOMETOWN: YOUNGWOOD, PA. • BORN: SEPT. 27, 1927  
 GAMES PLAYED: 340 • HALL OF FAME INDUCTION: 1981

George Blanda, who came out of retirement with the emergence of the American Football League in 1960, was the offensive catalyst for the explosive Oiler squads of the early 1960s. He played quarterback and handled the placekicking chores in Columbia blue for seven of his NFL-record 26 seasons in the league. Blanda was the team's leading passer and scorer in each of those seven seasons and still owns franchise records for most extra points (299), most touchdown passes in a season (36) and most touchdown passes in a game (7). He is also third in points scored with 596. The 36 scoring tosses stood as an NFL record for an astounding 23 years. Blanda's NFL career records included most games (340), most points (2,002) and most extra points (943). He also passed for 236 touchdowns. Blanda captained the Oilers to two consecutive AFL titles in 1960 and 1961, earning AFL Player of the Year honors in 1961. Blanda's career was divided into three distinct parts, 10 years with the Chicago Bears, seven seasons with the Houston Oilers and nine years with the Oakland Raiders. In 1970, he became the oldest quarterback to play in a title game. He was just a month shy of his 49th birthday when he retired before the 1976 season. Blanda passed away at age 83 on Sept. 27, 2010.

**KEN HOUSTON**

SAFETY • 6'3" • 197 lbs • COLLEGE: PRAIRIE VIEW A&M  
 NFL SEASONS: 14 • YEARS WITH OILERS: 6 (1967-72)  
 HOMETOWN: LUFKIN, TEXAS • BORN: NOV. 12, 1944  
 GAMES PLAYED: 196 • HALL OF FAME INDUCTION: 1986

Considered one of the best safeties in football history, Ken Houston picked off 49 passes (898 yards), recovered 21 fumbles and scored 12 touchdowns over his 14-season NFL career, earning Pro Bowl honors 12 consecutive times (1968-69 AFL, 1970-79 NFL). Houston returned an NFL-record nine interceptions for a touchdown in his six seasons as an Oiler. Four of those scores came in 1971, tying an NFL record. He returned two in one game against San Diego in the 1971 season finale, which also ties an NFL mark. His other three touchdowns came on a punt return, a fumble return and a blocked field goal return. Houston also holds the Oilers record for most career interception return yards with 650. With a long, fluid stride, Houston had excellent speed and quickness. His 6-3, 197-pound frame made him an ideal pass defender. Yet his lean, muscular body helped him to become a punishing tackler. Originally a ninth-round draft choice out of Prairie View A&M, Houston earned a starter's role by the third game of his rookie season. Two weeks later in a game against the New York Jets, he scored two touchdowns, one on a 71-yard blocked field goal attempt, and the other on a 43-yard interception return. After excelling for six years with the Oilers, Ken was traded to the Redskins for five veteran players in 1973. The Redskins once referred to Houston as "pro football's most underrated superstar," but his capabilities were widely recognized. He won all-league acclaim with the Oilers in 1969 and 1971, and then was either All-Pro or All-NFC with the Redskins every year from 1973 to 1979. He was selected for either the AFL All-Star game or the AFC-NFC Pro Bowl 12 straight seasons from 1968 through 1979. He played in 183 consecutive games before suffering a broken arm against the New York Giants Nov. 25, 1979.

**EARL CAMPBELL**

RUNNING BACK • 5'11" • 232 lbs • COLLEGE: TEXAS  
 NFL SEASONS: 8 • YEARS WITH OILERS: 7 (1978-84)  
 HOMETOWN: TYLER, TEXAS • BORN: MARCH 29, 1955  
 GAMES PLAYED: 115 • HALL OF FAME INDUCTION: 1991

Earl Campbell, a 5-11, 232-pound ball-carrying dynamo from the University of Texas, joined the Houston Oilers as the first player taken in the 1978 National Football League Draft. The first player to earn All-Southwest Conference honors four years, Campbell was a consensus All-America

and the Heisman Trophy winner in 1977. Campbell took the NFL by storm from the outset. In 1978, he was named the NFL's Most Valuable Player, All-Pro, and Rookie of the Year. He won the league rushing championship with a club-record 1,450 yards and was named to the AFC Pro Bowl squad. It was more of the same the next two years with NFL rushing titles, MVP honors, and consensus All-Pro acclaim each season. He followed his rookie campaign with 1,697 yards in 1979, but his finest year came in 1980 when he rushed for 1,934 yards, which at the time was second only to O. J. Simpson's 2,003 yards gained in 1973. That year, Campbell gained over 200 yards in four games. In 1981, he won his fourth straight AFC rushing title with 1,376 yards. A sensational runner, Campbell was picked for the Pro Bowl five of his first six NFL seasons (1978-81, 1983). In his eight-year career, which finished in New Orleans, Campbell rushed 2,187 times for 9,407 yards, and 74 touchdowns, retiring as the NFL's seventh all-time leading rusher. He also gained 806 yards on 121 receptions to bring his career combined net yards total to 10,213. He set Oilers records for most career yards (8,574), most career attempts (1,979), most touchdown runs (73) and most consecutive games with a rushing touchdown (5). His most famous performance came in a Monday night game against Miami in his rookie season. That night, he rushed for 199 yards and four touchdowns to lead the Oilers to a spectacular 35-30 victory. In spite of the constant pounding he took from opposing defenders, Earl missed only six games out of 115 because of injuries. Midway into his seventh season, he was traded by the Oilers to the New Orleans Saints for a first-round draft pick. He played a season and a half with the Saints before retiring after the 1985 campaign. Campbell is one of just four people officially designated a Texas Legend by the Texas State Legislature. The others are Davy Crockett, Sam Houston and Stephen F. Austin. Campbell was the only designee of the 20th century.

**CHARLIE JOINER**

WIDE RECEIVER • 5'11" • 188 lbs • COLLEGE: GRAMBLING  
 NFL SEASONS: 18 • YEARS WITH OILERS: 4 (1969-72)  
 HOMETOWN: MANY, LA. • BORN: OCT. 14, 1947  
 GAMES PLAYED: 239 • HALL OF FAME INDUCTION: 1996

Charlie Joiner played 18 seasons in the NFL, including his first four with the Houston Oilers. One of the league's most prolific receivers, he amassed 750 career receptions for 12,146 yards and 65 touchdowns, ranking as the league's leading receiver of all-time when he retired at the age of 39 in 1986. His 18 seasons played were longer than any other wide receiver in history at the time of his retirement. The Oilers originally targeted Joiner for the defensive backfield when they picked the 5-11, 180-pounder from Grambling in the fourth round of the 1969 AFL-NFL Draft. Joiner played briefly on defense and the kickoff return team but soon became established as a premier pass catcher. Joiner caught 82 of his 750 career passes as an Oiler, totaling 1,480 yards and 12 touchdowns. He paced the squad with 681 yards and seven touchdown grabs in 1971. In his fourth season in 1972, Houston sent him to the Cincinnati Bengals in a four-player swap. Four years later in 1976, he was traded to San Diego. With the Chargers, Joiner blossomed into super-stardom. He and quarterback Dan Fouts formed a lethal pass-catch team that accounted for the preponderance of his 586 receptions as a Charger. During his 11 years in San Diego, Joiner caught 50 or more passes seven times and had 70 or more receptions three seasons. Injuries cut into his playing time at the beginning, but in a 193-game span over his final 13 seasons, Joiner missed only one game. He was an All-NFL pick in 1980 and a Pro Bowl choice three times. In the 1980 AFC title game, he led the Chargers with six receptions for 130 yards and two touchdowns. Blessed with excellent speed and tantalizing moves, Joiner averaged 16.2 yards per catch and accounted for 12,146 yards and 65 touchdowns. When he was inducted into the Pro Football Hall of Fame in 1996, Joiner ranked fifth in receptions and sixth in receiving yardage on the NFL's all-time list. Joiner was once described by San Francisco 49ers coaching great Bill Walsh as "the most intelligent, the smartest, the most calculating receiver the game has ever known."



## FRANCHISE PRO FOOTBALL HALL OF FAMERS

### **MIKE MUNCHAK**

GUARD • 6'3" • 281 lbs • COLLEGE: PENN STATE  
NFL SEASONS: 12 • YEARS WITH OILERS: 12 (1982-93)  
HOMETOWN: SCRANTON, PA. • BORN: MARCH 5, 1960  
GAMES PLAYED: 159 • HALL OF FAME INDUCTION: 2001

Mike Munchak was the eighth player overall and the first offensive lineman chosen in the 1982 National Football League draft. Selected by the Oilers, the former Penn State standout was an immediate success with the Houston club, earning the starting left guard spot in his first training camp. The 6-3, 281-pound lineman wasted little time establishing himself as one of the premier guards in the NFL. In 1984, in just his third year in the league, he was named to the first of seven All-AFC teams. That same year he received the first of nine Pro Bowl invitations. Not coincidentally, the Oilers' on-the-field successes increased as Munchak's development and experience increased. From their dismal 1-8 record in the strike-shortened 1982 season, the Oilers improved nearly every year that Munchak played. Along the way, the team advanced to the playoffs seven consecutive years (1987-1993) and captured the 1991 and 1993 AFC Central Divisional crowns. Munchak was a devastating blocker and considered the key to an offensive line that kept the Oilers at or near the top of the NFL's offensive statistical categories. In 1988 he led the Oilers' offensive line that gave up just 24 quarterback sacks which was third in the NFL. It was also the fewest sacks allowed by the team in 10 seasons. The following season the offensive line held opponents to no sacks in six games. In 1991, the Oilers offensive line finished second in the AFC and fourth in the NFL in the fewest quarterback sacks allowed. Behind the Munchak-led line, Houston led the NFL in total offense in 1990 and passing offense in 1990 and 1991. The Oilers finished second in points scored in 1990 and second in total offense in 1991. Equally effective as a run blocker, Munchak led the Oilers offensive charge in 1993 as the team finished fourth in the NFL in both average gain per rushing play (4.4) and average gain per offensive play (5.3). Although he suffered from chronic knee problems, Munchak played in 159 regular season games. His 12 seasons with the Oilers tied him for second longest in the franchise's history at the time of his retirement. He became the first player inducted into the Hall of Fame who played his entire career with the Oilers. Long-time teammate Bruce Matthews presented Munchak for induction.

### **ELVIN BETHEA**

DEFENSIVE END • 6'2" • 260 lbs • COLLEGE: NORTH CAROLINA A&T  
NFL SEASONS: 16 • YEARS WITH OILERS: 16 (1968-83)  
HOMETOWN: TRENTON, N.J. • BORN: MARCH 1, 1946  
GAMES PLAYED: 210 • HALL OF FAME INDUCTION: 2003

Defensive end Elvin Bethea, an eight-time Pro Bowl selection during his outstanding career with the Houston Oilers, was named to the five-man class of the 2003 Pro Football Hall of Fame that included running back Marcus Allen, guard Joe DeLamielleure, wide receiver James Lofton, and coach Hank Stram. A third-round draft pick in 1968 (77th player overall) Bethea played in 210 games over 16 seasons, never missing a game until breaking his arm on Nov. 13, 1977. He was considered a "steal" in a draft class that produced three future Hall of Fame players in Larry Csonka, Art Shell, and Ron Yary. When he retired, he held three team records relating to career service: most seasons (16), most career regular season games played (210), and most consecutive regular season games played (135). Having led the team in sacks in six seasons, Bethea's unofficial 105-career sack total still ranks first in franchise history, including his team-best 17 sacks in 1973. He recorded four sacks and a fumble recovery in his best single game performance against San Diego in 1976. He played in eight playoff games and posted 691 career tackles. Bethea also played in eight Pro Bowls (1970, 1972-1976, 1979, 1980) and earned All-Pro second-team honors in 1973, 1975, 1978, and 1979. More than just a pass rusher, Bethea was also effective against the run. Eventhough 1974 was the first year such statistics were compiled by the Oilers, his 691 career tackles, are still among the best in franchise history, even excluding the first six years of his career. "When people ask me who the best guy I ever played against was I always tell them Elvin Bethea and Lyle Alzado because both

of them were complete ballplayers," said Art Shell, Hall of Fame member of the Oakland Raiders. "Elvin was one of the quickest guys I've ever been around. We always had to double-team him. There were times when I was supposed to block him when he would get by me so quick. And then Gene Upshaw was supposed to pick him up and he also got by him so quick that we would get back to the huddle and Upshaw would say, 'Did you see that?' and I'd say, 'Yeah, I saw that. He just beat the heck out of me too!' Elvin was just a great player."

### **WARREN MOON**

QUARTERBACK • 6'3" • 212 lbs • COLLEGE: WASHINGTON  
NFL SEASONS: 17 • YEARS WITH OILERS: 10 (1984-93)  
HOMETOWN: LOS ANGELES, CALIF. • BORN: NOVEMBER 18, 1956  
GAMES PLAYED: 208 • HALL OF FAME INDUCTION: 2006

Warren Moon, the fourth leading passer in NFL history, was inducted into the 2006 class of the Pro Football Hall of Fame. Moon played 10 years (1984-93) with the Oilers/Titans organization and holds the franchise records for passing yards (33,685) and touchdowns (196), while leading the Oilers to seven consecutive playoff appearances from 1987-93. During a 17-year NFL career, Moon played for the Houston Oilers, Minnesota Vikings, Seattle Seahawks and Kansas City Chiefs and amassed 49,325 passing yards, 291 touchdowns and 102 wins. He earned nine Pro Bowl invitations (tied for the most by a quarterback with John Elway and Dan Marino), posted nine 3,000 yard seasons, 49 300-yard games and led his team to nine playoff appearances. His eight consecutive playoff berths matched a feat accomplished by Terry Bradshaw and Joe Montana. At the time of his retirement, he held the single-season passing yardage record for three different franchises: Oilers (4,367 in 1991), Vikings (4,364 in 1994) and Seahawks (3,678 in 1997). Moon tallied many accomplishments during his Oiler career. His finest season came in 1990, throwing for 4,689 yards (363 for 584) and 33 touchdowns in only 15 games. He earned AP NFL Offensive Player of the Year for his efforts and his third of nine Pro Bowl invitations. Against Kansas City in 1990, Moon threw for 527 yards, which ranks as the second highest single-game total in NFL history (Norm Van Brocklin, 554 yards in 1951). In 1991, he surpassed the previous season's yardage total with 4,690 yards and became just the third player (Marino, Fouts) in NFL history to produce consecutive 4,000 yard passing seasons. Moon joined the Oilers and the NFL in 1984, after six seasons in the Canadian Football League, where he led his team to five Grey Cups (League Champions). In the CFL, Moon threw for 21,228 yards and 144 touchdowns. Moon was driven to play in the CFL after drawing little interest from the NFL as a starting quarterback following his senior season at the University of Washington. Moon became the first African-American quarterback to be inducted into the Pro Football Hall of Fame and his legacy as a minority quarterback cannot be underestimated. At the time of his arrival in the NFL only two black quarterbacks had been significant starters for their NFL teams (Shack Harris, Rams; Doug Williams, Tampa Bay).

### **BRUCE MATTHEWS**

GUARD/TACKLE/CENTER • 6'5" • 305 lbs • COLLEGE: USC  
NFL SEASONS: 19 • YEARS WITH OILERS: 19 (1983-2001)  
HOMETOWN: ARCADIA, CALIF. • BORN: AUGUST 8, 1961  
GAMES PLAYED: 296 • HALL OF FAME INDUCTION: 2007

Arguably one of the best offensive linemen to ever play the game, Bruce Matthews became the first Tennessee Titan to be inducted into the Pro Football Hall of Fame. At the time of his retirement, Matthews played in more NFL games (296) than any non-kicker in the league's history. Longevity and durability were his hallmarks, but that coupled with his unparalleled play, earning a league record 14 consecutive Pro Bowl (9 at guard and 6 at center) selections (tied with Merlin Olsen) and seven times named AP All-Pro, made him one of the all-time greats. He rose to the challenges presented to him in starting at every position on the offensive line during his NFL career (87 C, 99 LG, 67 RG, 22 RT, 17 LT). He becomes the first Hall of Fame offensive lineman to play significant time



## FRANCHISE PRO FOOTBALL HALL OF FAMERS

at all five offensive line positions. A constant for the Oilers/Titans franchise, Matthews started in a team record 229 consecutive games (streak started at Indianapolis, Nov. 29, 1987) and never missed a game because of injury. His 19 seasons also are a team record and he ranks second in NFL history for years with one team behind Jackie Slater, who spent 20 seasons with the Rams. Matthews and G Randall McDaniel (Vikings) were the only two NFL players to play in every game during the decade of the 90's. Matthews was a part of nearly one-half of the franchise's first 42-years of history and helped the team win 146 games, make the playoffs nine times, earn the only three AFC Central titles in team history, earn an AFC Championship and the franchise's only Super Bowl appearance. He blocked for 15 quarterbacks and 27 running backs, including five different 1,000-yard rushers (Earl Campbell, Mike Rozier, Lorenzo White, Gary Brown and Eddie George). During his career, he played in offenses that produced nine 1,000-yard rushing seasons and eight 3,000-yard passers. Additionally, he played in 42 different stadiums during his NFL career. During his career, Matthews blocked on a line that helped produce 65 100-yard rushing performances and 48 300-yard passing performances. Originally drafted by the Houston Oilers in the first round (ninth overall) of the 1983 NFL Draft, Matthews earned All-America honors at the University of Southern California. Matthews and his brother, Clay, each played 19 NFL seasons and the duo set an NFL record for games played by a pair of brothers with 574 games. Clay Matthews played in 278 games during his NFL career. Matthews had his number 74 jersey retired by the team and was inducted into the organization's Hall of Fame during a December, 2002 ceremony. Matthews joined a 2007 Hall of Fame class that included Dallas Cowboys WR Michael Irvin, Buffalo Bills RB Thurman Thomas, Detroit Lions TE Charlie Sanders, Cleveland Browns G Gene Hickerson, and St. Louis CB Roger Wehrli.

### **CURLEY CULP**

DEFENSIVE TACKLE • 6'2" • 265 lbs • COLLEGE: ARIZONA STATE  
NFL SEASONS: 14 • YEARS WITH OILERS: 7 (1974-1980)  
HOMETOWN: YUMA, ARIZ. • BORN: MARCH 10, 1946  
GAMES PLAYED: 179 • HALL OF FAME INDUCTION: 2013

Curley Culp was voted into the Pro Football Hall of Fame in 2013. A six-time Pro Bowl selection, Culp played in 179 games during his NFL career with the Kansas City Chiefs (1968-1974), Houston Oilers (1974-1980) and Detroit Lions (1980-81). He was considered the prototypical nose tackle and helped pioneer the 3-4 defense. Hailing from Arizona State, where he was an All-American in both football and wrestling, Culp was selected in the second round of the 1968 NFL Draft by the Denver Broncos, who intended to use him as an offensive guard. However, his brief stint in Denver ended when he was traded to the Chiefs, who inserted him permanently on the defensive side. In 1969, the Chiefs won Super Bowl IV, and Culp was an instrumental member of one of the league's top defenses. He helped the Chiefs defeat the Oakland Raiders in the AFL Championship Game and the Minnesota Vikings in the Super Bowl. In 1974, during his seventh campaign in Kansas City, Culp was traded to the Oilers along with a first-round draft pick (used to select Robert Brazile) in exchange for John Matuszak. The move paid almost immediate dividends for the Oilers, who previously suffered through 1-13 records in both 1972 and 1973. In 1975, Culp's first full season in Houston, he helped the Oilers to a record of 10-4, the first winning mark for the club in eight years. With Culp anchoring the defense, the Oilers finished with the AFC's top-ranked run defense (third in the NFL). Individually, Culp produced arguably the finest season of his career, recording 11.5 sacks and earning NFL Defensive Player honors by the Newspaper Enterprise Association. Culp continued as a leader of the Oilers defense that culminated in back-to-back appearances in the AFC championship games in 1978 and 1979. He was named to one AFL All-Star Game and five Pro Bowls during his career. Culp also was picked as a first-team All-Pro in 1975 and a second-team selection in 1971, 1977, 1978, and 1979. He was selected first- or second-team All-AFC five times. "Curley Culp was perhaps the strongest man I ever lined up against," said Raiders Hall of Fame center Jim Otto. Culp used his strong wrestling background to create havoc for opposing guards and centers. He was the 1968 NCAA heavyweight wrestling champion and was named to the U.S.

Olympic wrestling team that year. Culp joined a 2013 Hall of Fame class that included offensive linemen Larry Allen and Jonathan Ogden, wide receiver Cris Carter, coach Bill Parcells, linebacker Dave Robinson and defensive lineman Warren Sapp.

### **ROBERT BRAZILE**

LINEBACKER • 6'4" • 241 lbs • COLLEGE: JACKSON STATE  
NFL SEASONS: 10 • YEARS WITH OILERS: 10 (1975-84)  
HOMETOWN: MOBILE, ALA. • BORN: FEB. 7, 1953  
GAMES PLAYED: 147 • HALL OF FAME INDUCTION: 2018

Robert Brazile was voted into the Pro Football Hall of Fame in 2018. As a rookie in 1975, he made an instant impact as he helped Houston notch the franchise's first winning season in eight years with a 10-4 record. He went on to win Defensive Rookie of the Year in 1975. With his speed, strength, tackling and coverage ability, Brazile helped revolutionize the outside linebacker position in a 3-4 defense. Nicknamed 'Dr. Doom,' Brazile started all 147 regular season games during his career and made seven postseason starts, including back-to-back AFC Championship Games (1978-79). He recorded nine tackles and one fumble recovery in the 1978 AFC Championship game. He was elected to seven career Pro Bowls and named All-Pro for five consecutive seasons (1976-80). Brazile registered a career-best 185 tackles in 1978 on his way to helping the Oilers secure three consecutive 10-win seasons and three consecutive playoff berths (1987-80). His career statistics include 13 interceptions, 14 fumble recoveries and 6.5 sacks in both 1976 and 1980. Brazile was named to the NFL's All-Decade Team of the 1970s.

### **KEVIN MAWAE**

CENTER • 6'4" • 289 lbs • COLLEGE: LOUISIANA STATE  
NFL SEASONS: 16 • YEARS WITH TITANS: 4 (2005-09)  
HOMETOWN: LEEVILLE, LA. • BORN: JAN. 23, 1971  
GAMES PLAYED: 241 • HALL OF FAME INDUCTION: 2019

Kevin Mawae was elected to the Pro Football Hall of Fame Class of 2019 and became the first established Titan without connections to the Houston Oilers to receive the honor. He played four seasons (2006-09) in Tennessee. Mawae entered the NFL as a second-round pick of the Seattle Seahawks in the 1994 NFL Draft. He began his career at right guard before being moved to center at the start of the 1996 season and remained at that position for the rest of his NFL career. After four seasons (1994-97) in the Northwest, the Louisiana State product signed a free agent deal with the New York Jets in 1998. In his first season in New York, Mawae helped running back Curtis Martin rush for a Jets franchise record eight 100-yard rushing games en route to 1,287-yard season. In 1999, he was named to his first of eight Pro Bowls and paved the way for Martin's then franchise-record 1,464 rushing yards. The 6-foot-4-inch, 289-pounder played in an astounding 177 consecutive games before a serious triceps injury ended his 2005 campaign after six games. Mawae signed a free agent deal with the Titans in 2006. In his first season with Tennessee, he made an immediate impact and was a part of an offense that ranked third in the AFC and fifth in the NFL in rushing with 2,214 yards. Three seasons later, he helped Chris Johnson amass a franchise-best 2,006 rushing yards, becoming just the sixth player all-time to accomplish the feat. In 241 career games over 16 seasons, Mawae was extremely durable and known for his toughness in the trenches. He was a first-team, all-decade center for the 2000s and blocked for a 1,000-yard rusher in 13 of his 16 seasons. Running backs Chris Warren (1,545 yards in 1994), Martin (1,697 in 2004), LenDale White (1,110 in 2007) and Johnson (2,006 in 2009) had the highest season rushing totals of their careers with Mawae on the line. He played 90 games in which there was a 100-yard rusher, the most by any offensive lineman in NFL history.





## RETIRED JERSEY NUMBERS

In the history of the Oilers/Titans franchise, only eight players have had the distinction of having their jersey number retired — **Jim Norton** (No. 43), **Elvin Bethea** (No. 65), **Earl Campbell** (No. 34), **Mike Munchak** (No. 63), **Bruce Matthews** (No. 74), **Warren Moon** (No. 1), **Eddie George** (No. 27) and **Steve McNair** (No. 9).



**Jim Norton** played nine seasons for the Oilers (1960-68) as a safety and as a punter, establishing team records at both positions. As a rookie from the University of Idaho, Norton was a member of the Oilers' 1960 AFL Championship team. A four-time league all-star, he holds the club record for most interceptions in a career with 45. Also an accomplished punter, Norton was tops in club history with 519 career punts for a 42.3-yard career average and a long kick of 79 yards (11/22/64 vs. Kansas City).



**Elvin Bethea** joined the Oilers in 1968 after an outstanding career at North Carolina A&T. He started at defensive end in the 1968 season opener and didn't miss a game until breaking his arm in November 1977. That streak of 135 consecutive games played stands third in team history. An eight-time Pro Bowler (1970, 1972-76, 1978-80), Bethea ranks second for most seasons played (16, 1968-83), while his 210 games played (1968-83) also stands second behind Bruce Matthews. Bethea led the team

in sacks six times, including a career-best mark of 17 in 1973. The Oilers honored him with an "Elvin Bethea Appreciation Night" on Aug. 4, 1983. He became the sixth player in franchise history to be inducted into the Pro Football Hall of Fame on Aug. 3, 2003.



**Earl Campbell**, the franchise's third leading rusher and a member of the Pro Football Hall of Fame, was honored by having his number retired at ceremonies on Aug. 13, 1987. He set a single-season club record with a league-leading 1,450 yards his rookie season. Campbell followed that performance with 1,697 yards in 1979 and an astounding 1,934 yards in 1980. Both those totals led the NFL and the latter was second only to O.J. Simpson's 2,003 yards in 1973. Campbell was selected to five

Pro Bowls (1978-81, 1983) and retired as the NFL's seventh all-time leading rusher (9,407). He ranks third in franchise history in career rushing yards (8,574) and attempts (1,979), second in touchdown runs (73) and first in most consecutive games with a rushing touchdown (5).



**Mike Munchak** joined the Oilers as a first-round draft pick in 1982 out of Penn State. He was the first offensive lineman selected in the draft and the eighth overall selection. Munchak won the starting left guard position as a rookie and went on to play in 12 campaigns (1982-93) and 159 games (156 starts) for the Oilers. He is tied for third on the team's all-time list for seasons played and ranks fifth in games played. Munchak became a fixture on an offensive line that helped the Oilers to seven consecutive

playoff appearances (1987-93). One of the premier guards in the National Football League, Munchak was selected to NFL's "Team of the Decade" for the 1980s and was chosen in 1989 to Oilers' 30th Anniversary "Dream Team." He ranks second in club annals with nine Pro Bowl selections, seven as a starter. Munchak announced his retirement on July 21, 1994, and on the same day, K.S. "Bud" Adams, Jr., announced that jersey No. 63 would be retired on "Mike Munchak Appreciation Day" on Nov. 6, 1994.



**Bruce Matthews** played in more games (296) than any non-kicker in NFL history. Longevity and durability were his hallmark. And that, coupled with his unparalleled play, in which he tied a league record with 14 Pro Bowl selections (tied with Merlin Olsen) and earned All-Pro honors six times, made him one of the all-time greats. He rose to the challenges presented to him in playing every position on the offensive line during his NFL career (87 at center, 99 at left guard, 67 at right guard, 22 at right tackle,

and 17 at left tackle). His number was retired during a halftime ceremony in Nashville on Dec. 8, 2002.



**Warren Moon**, the fourth leading passer in NFL history at the time his number was retired, played 10 years (1984-93) with the organization and holds the franchise records for passing yards (33,685) and touchdowns (196), while leading the Oilers to seven consecutive playoff appearances from 1987-93. Moon's finest season came in 1990, throwing for 4,689 yards (363-for-584) and 33 touchdowns in only 15 games and becoming the third player in NFL history to produce consecutive 4,000-yard

passing seasons. He earned AP NFL Offensive Player of the Year for his efforts and his third Pro Bowl berth. His jersey was retired in a halftime ceremony in Nashville on Oct. 1, 2006.



**Eddie George** became the organization's all-time leading rusher as well as its all-time scrimmage yards leader in eight seasons with the team. His 10,009 rushing yards from 1996–2003 ranked second in the NFL (Curtis Martin), while his 12,153 scrimmage yards in the same time frame were third (Marshall Faulk, Martin). His accolades included four Pro Bowl selections (1997–2000), AP All-Pro honors (2000) and the AP Rookie of the Year Award (1996). George also set franchise standards for career rushing

attempts (2,733), career touchdowns (74), 1,000-yard rushing seasons (seven), seasons as the team's leading rusher (eight) and career playoff rushing yards (776). During his time with the Titans he amassed 36 100-yard rushing performances (second to Earl Campbell's 39), resulting in a 30-6 record in those contests. He established an NFL mark with 130 consecutive starts by a running back to begin a career—a total which ranked second in NFL history for consecutive starts by a running back at any point. His jersey was retired in a halftime ceremony in Nashville on Sept. 15, 2019.



**Steve McNair** played 11 seasons with the organization (1995–2005), becoming its second all-time leading passer (27,141 yards) and recording the most wins as a starting quarterback (76). At the time his jersey was retired, he trailed only Warren Moon on the franchise's all-time passing yards list and also ranked second for the organization in completions (2,305), completion percentage (59.5) and passer rating (83.3). He ranked third in touchdown passes (156). His 3,439 rushing yards and 36 touchdown runs

were the most in team history by a quarterback. McNair earned three of his four career Pro Bowl berths with the Titans (2000, 2003 and 2005), and in 2003, he shared Associated Press NFL Most Valuable Player honors with Peyton Manning after leading the league with a 100.4 rating. He became the first African-American quarterback to win MVP honors. McNair was the third player in the history of the NFL to pass for 30,000 yards and rushed for 3,500 yards, along with Fran Tarkenton and Steve Young. Only Brett Favre and Manning started more combined NFL regular season and postseason games than McNair (134) from the time he became a full-time starter in 1997 through 2005. He was selected with the third overall draft pick in 1995. His jersey was retired in a halftime ceremony in Nashville on Sept. 15, 2019.


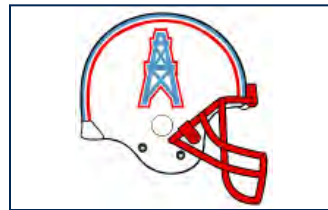


## OILERS LOGO HISTORY

The original Oilers helmet, circa 1960, was blue with a white stripe down the middle. The oil derrick logo was also white. Although the derrick itself remained, many subtle changes were made to the helmets over the years. In 1964, two red stripes were added to the white striping on top of the helmet. Two years later, the helmet color was changed to silver with red and blue striping. The derrick, meanwhile, was changed to blue with a red outline and white background. In 1972, the helmet color was switched back to blue with red and white striping, while the derrick was changed to white with a red outline. Three years later, the helmet color was changed to its familiar white with red and blue striping. The derrick was then switched to blue with a red outline. The helmets boasted a gray facemask. In 1981, the facemask was switched to red. In 1997, the Oilers added the Tennessee logo to the back of their helmet upon their relocation to Nashville. In 1999, the franchise unveiled a new logo as the team was renamed the Tennessee Titans.



The original Houston Oilers helmet from 1960-65 was blue with a white stripe down the middle.



## HELMET HISTORY



1960-1965, 1994 Throwback Games  
(Red stripe added in 1964)



1966-1970



1971  
(Additional silver stripe was used for some games; gap between the blue and red stripe pictured)



1972-1974



1975-1980



1981-1998



1999-2017



2018-present






# STADIUM HISTORY

## JEPPESEN STADIUM — Houston



**Years Played** . . . . . 1960-64  
**Record** . . . . . 26-11  
**First Game** . . . . . 9/18/60 — Oilers 38, Los Angeles Chargers 28 (20,156)  
**Last Game** . . . . . 12/20/64 — Oilers 34, Denver 15 (15,839)  
**Highlights:** Oilers capture inaugural AFL Championship with a 24-16 win over the San Diego Chargers at Jeppesen Stadium (1/1/61)...Oilers defend that title the following year with a 10-3 win at San Diego...Jeppesen record crowd of 37,981 watches Dallas nip Oilers 20-17 in overtime in the 1962 AFL Championship Game (12/23/62).

## RICE STADIUM — Houston



**Years Played** . . . . . 1965-67  
**Record** . . . . . 11-10  
**First Game** . . . . . 9/12/65 — Oilers 27, New York Jets 21 (52,680)  
**Last Game** . . . . . 12/16/67 — Oilers 24, San Diego 17 (19,870)  
**Highlights:** Oilers wallopp Denver 45-7 (9/3/66), setting an AFL record by not allowing a Broncos first down...after four straight losing seasons, Oilers clinch Eastern Division title with 24-17 win over Chargers (12/17/67)...in 1967, Oilers become first team to go from last in the division to first in one season.

## ASTRODOME — Houston



**Years Played** . . . . . 1968-96  
**Record** . . . . . 113-103-2 (regular season), 3-2 (playoffs)  
**First Game** . . . . . 9/9/68 — Kansas City 26, Oilers 21 (45,083)  
**Last Game** . . . . . 12/15/96 — Cincinnati 21, Oilers 13 (15,131)  
**Highlights:** Astrodome was the first domed stadium in the NFL...Oilers 3-2 in playoff games at Astrodome...Oilers appeared in 16 "Monday Night Football" telecasts, going 10-6...in 1980 season finale against Minnesota (12/21/80), Earl Campbell sets NFL record with his fourth 200-yard rushing game of the season...Campbell finishes with 1,934 yards, then the second-highest total in league history...Oilers set team record for points in a game with 58-14 drubbing of Cleveland (12/9/90)...Oilers beat Steelers 31-6 to win first-ever undisputed AFC Central Division title (12/8/91)...Oilers win club-record 11th consecutive game with 24-0 win over the New York Jets (1/2/94)...three former Oilers — Elvin Bethea (No. 65), Campbell (No. 34) and Mike Munchak (No. 63) — have their numbers retired.

## LIBERTY BOWL — Memphis



**Year Played** . . . . . 1997  
**Record** . . . . . 6-2  
**First Game** . . . . . 8/31/97 — Oilers 24, Oakland 21, OT (30,171)  
**Last Game** . . . . . 12/21/97 — Oilers 16, Pittsburgh 6 (50,677)  
**Highlights:** The Oilers played their first season in Tennessee at the Liberty Bowl in Memphis...Eddie George ties a franchise record with 216 yards rushing as the Tennessee Oilers win their inaugural game in Tennessee, a 24-21 overtime win over Oakland in Memphis...Oilers close out season with 16-6 win over division-winner Pittsburgh.

## DUDLEY FIELD (VANDERBILT STADIUM) — Nashville



**Year Played**.....1998  
**Record**.....3-5  
**First Game**.....9/13/98 — San Diego 13, Oilers 7 (41,089)  
**Last Game**.....12/26/98 — Minnesota 26, Oilers 16 (41,121)  
**Highlights:** Frank Wycheck catches pass from Steve McNair to score club's first touchdown in Nashville (9/13)...Oilers pummel Cincinnati 44-14 for first win in Nashville (10/18)...Al Del Greco kicks game-winning field goal to secure season sweep of Pittsburgh (11/15).

## NISSAN STADIUM — Nashville



**Years Played** . . . . . 1999-Present  
**Record** . . . . . 115-86 (regular season), 2-4 (playoffs)  
**First Game** . . . . . 9/12/99 — Tennessee 36, Cincinnati 35 (65,272)  
**Highlights:** At Nissan Stadium, the Tennessee Titans have recorded a 117-90 home record (combined regular season and playoffs through 2022), including an undefeated 9-0 home mark in 1999. Adelphia Coliseum, as the stadium was first named, opened its doors in the national spotlight with a preseason victory over the Atlanta Falcons on Aug. 27, 1999. Tennessee opened the regular season with a come-from-behind 36-35 victory over Cincinnati. But the most memorable victory of the season came in a 22-16 Wild Card victory over Buffalo on Jan. 8, 2000. In that game, Kevin Dyson fielded a lateral pass from Frank Wycheck with 16 seconds left and raced 75 yards down the sideline for the winning score. That play, which propelled Tennessee into an AFC Divisional showdown at Indianapolis the following week, was immediately dubbed "The Music City Miracle" and will go down as one of the most memorable moments in NFL history. The Titans won 12 consecutive games to open their new stadium, breaking the NFL record. The Coliseum's name was changed to LP Field in 2006. On June 25, 2015, Nissan and the Titans announced a 20-year stadium naming rights agreement.



## 1997

**January 1** – The team promotes linebackers coach Gregg Williams to defensive coordinator.

**January 3** – After relieving Jerry Rhome of his duties, the Oilers make wide receivers coach Les Steckel the team's offensive coordinator/quarterbacks coach.

**February 24** – Oilers trade QB Chris Chandler to the Atlanta Falcons for two 1997 draft choices (4th and 6th).

**May 3** – City of Nashville holds ground-breaking ceremonies for the team's downtown stadium.

**May 8** – After formulating an agreement earlier with Harris County (Houston), K.S. "Bud" Adams, Jr. and Astrodome USA owner Drayton McLane, Jr. reach a settlement for the final year of Oilers' lease at the Astrodome. Under appointed mediator Alice Oliver Parrott, the two sides clear the biggest step in the team's ability to play games in Tennessee for the 1997 season.

**June 5** – Oilers reach agreement with Memphis Sports Authority, clearing the way for the team to play its games in the Liberty Bowl.

**June 12** – Oilers hold press conference in Nashville to formally announce the club's intention to play the 1997 season in Tennessee, and introduce an inaugural patch and logo which merges the Oilers traditional "Oil derrick" with the Tennessee state flag.

**July 18** – Oilers players report to Tennessee State University for their first training camp in the state of Tennessee. Also, Oilers sign DE Kenny Holmes, 1997 first-round selection, to a four-year contract.

**July 19** – Oilers sign GM Floyd Reese to a four-year extension running through 2001 season.

**August 2** – Oilers play first preseason game of 1997 season at Liberty Bowl in Memphis, falling to the New Orleans Saints 21-12.

**August 9** – Oilers play their first ever game at Vanderbilt Stadium, an 18-12 preseason loss to Washington.

**August 15** – Oilers move into their temporary training facility in Bellevue.

**August 23** – Oilers promote Don MacLachlan to Executive Vice President of Marketing, Broadcasting, and Ticketing.

**August 27** – Oilers sign free agent SS Blaine Bishop.

**August 31** – Oilers open their inaugural season in the state of Tennessee with a 24-21 overtime win over the Oakland Raiders at Liberty Bowl. RB Eddie George ties Billy Cannon's franchise record for rushing yards in a game with 216 yards on 35 carries. With the game-winning field goal in overtime, K Al Del Greco becomes the Oilers all-time points leader, surpassing George Blanda's total of 596 points.

**October 27** – In their first-ever trip to Arizona, the Oilers defeat the Cardinals 41-14.

**November 27** – Oilers defeat Dallas 27-14 on Thanksgiving Day in front of a national-television audience. It marked the first regular season game in Texas for the Oilers since their move to Tennessee.

**December 11** – G Bruce Matthews, RB Eddie George, and SS Blaine Bishop are selected to the Pro Bowl. Matthews extends the mark for consecutive selections (10) and surpasses G Mike Munchak for most overall selections (9).

**December 14** – Oilers fall to the Baltimore Ravens 21-19 in the final game at Baltimore's Memorial Stadium. It marked the second time the Oilers closed the stadium, because on Dec. 18, 1983, the Oilers played at the Baltimore Colts in what would be their final game in Baltimore.

**December 21** – Oilers close their inaugural season in Tennessee with an 8-8 record after a 16-6 win over Pittsburgh in Memphis.

## 1998

**February 14** – Oilers agree to terms with free agent WR Yancey Thigpen from Pittsburgh.

**February 19** – Oilers agree to terms with free agent P/K Craig Hentrich from Green Bay.

**February 24** – Oilers reach agreement with Shelby County Sports Authority and Memphis Park Commission to be released from the final year of their lease at the Liberty Bowl.

**March 4** – Oilers and Vanderbilt University reach tentative agreement for the Oilers to play at Vanderbilt Stadium for the 1998 season.

**March 11** – Oilers agree to terms with free agent TE Jackie Harris from Tampa Bay.

## HOUSTON OILERS TO TENNESSEE TITANS

After trying unsuccessfully for many years to construct a deal with the city of Houston for a new football or multi-use stadium, Oilers owner K.S. "Bud" Adams, Jr. decided that moving his franchise to another city might be the only solution left to keep the team financially competitive. In the spring of 1995, research was completed and several cities were identified as desirable for relocation and at the top of the list was Nashville, Tenn.

In the summer of 1995, Adams contacted Nashville's mayor, Phil Bredesen, to see if the city would be interested in having the team relocate to the region. A 70-day exclusive negotiating period was agreed to and in November the two had signed a relocation agreement that would bring the Oilers to Nashville. In April of 1996, the NFL approved the team's relocation and on May 7th, the voters of Davidson County approved a referendum on using public funding for the new downtown stadium.

Dec. 15, 1996 would mark the Oilers final home game at the Astrodome in Houston – a 21-13 loss to Cincinnati in front of 15,131 fans. In May of 1997, the team reached a settlement with the Astrodome that let them escape the final year of the contract and allowing the team to play the 1997 season in Tennessee.

With the new stadium in Nashville still two years from completion, the team decided to play at Memphis' Liberty Bowl until the stadium was complete. The Tennessee Oilers opened their inaugural season in the state of Tennessee with a 24-21 overtime win over the Oakland Raiders at the Liberty Bowl in front only 30,000 fans.

The Oilers struggled with low attendance throughout the 1997 season and by March of 1998, the Oilers reached an agreement to play the 1998 season at Vanderbilt Stadium in Nashville. Crowds at Vanderbilt Stadium were an improvement from the previous year, but the team could only muster a 3-5 home mark. During the 1998 season, Adams announced the Oilers name would be retired and the team would be renamed the Titans as they entered their new stadium for the 1999 season.

In April of 1999, the team unveiled their new Titans uniforms and in August the team played its first game at Nissan Stadium (named Adelphia Coliseum at the time). The 1999 season ended with the franchise's first Super Bowl berth in the team's 40-year history. A total of 20 players endured the entire odyssey of playing in Houston in 1996, Memphis in 1997, Vanderbilt in 1998 and LP Field in 1999.



*Bud Adams presents Nashville Mayor Phil Bredesen with an official team jersey.*



## HISTORICAL HIGHLIGHTS

**April 16** – A tornado rips through Nashville, damaging three cranes and 10 portable trailers at the Oilers East Bank Stadium construction site.

**April 18** – In the franchise's first draft as the Tennessee Oilers, the club selects WR Kevin Dyson from Utah with its first-round selection (16th overall) in the NFL Draft.

**April 23** – Oilers finalize deal to play at Vanderbilt Stadium for the 1998 season.

**May 15** – Oilers finalize deal to acquire land in MetroCenter for a permanent practice facility to be finished in the summer of 1999.

**May 28** – Oilers reach agreement with Tennessee State University to hold the Oilers 1998 Training Camp on TSU's campus. It marks the first time in club history that the Oilers have had consecutive training camps outside the state of Texas.

**July 29** – Owner K.S. "Bud" Adams, Jr., listens to the Tennessee fans and announces that he will change the name of the team. An advisory council is later formed to research names and a "Guess the Name" contest is introduced to fans to gain additional feedback.

**Oct. 18** – Oilers win first home game in Nashville, a 44-14 victory over Cincinnati.

**Oct. 29** – Former Oiler and nine-time Pro Bowl Guard Mike Munchak is announced among 76 nominees for the Pro Football Hall of Fame.

**Sept. 12** – Oilers play first regular season home game in Nashville vs. San Diego Chargers.

**Nov. 4** – First Oilers coach, Lou Rymkus, passes away at 78.

**Nov. 14** – Oilers owner K.S. "Bud" Adams, Jr., announces that the Oilers will become the "Tennessee Titans" beginning in 1999. "We wanted a new nickname to reflect strength, leadership and other heroic qualities," Adams said.

**Dec. 22** – Oilers owner K.S. "Bud" Adams, Jr., unveils new Tennessee Titans logo and colors, featuring the fire of the Titans and exemplifying power, strength, knowledge and excellence. "I feel we have developed a logo that fans throughout the state of Tennessee and around the country will embrace for years to come," Adams said.

**Dec. 26** – Oilers era comes to end against Minnesota Vikings.

### 1999

**January 1** – G Bruce Matthews and P Craig Hentrich earn All-Pro honors.

**February 8** – G Bruce Matthews, P Craig Hentrich, RB Eddie George & TE Frank Wycheck represent AFC in Pro Bowl.

**February 26** – Steve Walters (WR's) and Jim Washburn (DL) added to coaching staff.

**April 13** – Titans unveil new uniforms and helmets before packed crowd at the new stadium.

**April 17** – Titans make Florida DE Jevon Kearse their first selection in the 1999 NFL Draft.

**May 3** – Veteran players tour stadium and practice facility. Mr. Adams presents pair of tickets to each stadium worker in appreciation of their hard work.

**May 3** – George Henshaw promoted to Assistant Head Coach/Running game. Jim Schwartz added to staff as Defensive Assistant/Quality Control Coach.

**May 8** – Final auditions determine first ever Titans cheerleading squad.

**May 13** – 11-time Pro Bowl offensive lineman Bruce Matthews re-signs with team.

**May 14** – Stadium lights turned on for 100-hour test.

**May 17** – Titans announce that 1999 training camp will be held at Baptist Sports Park in Bellevue.

**May 18** – Stadium sod is laid down.

**July 8** – Adelphia Coliseum name and logo are unveiled at a downtown ceremony.

**July 23** – Titans name former Minnesota Senior Vice President Jeff Diamond President and Chief Operating Officer, and agree to terms with former Pittsburgh Pro Bowl quarterback Neil O'Donnell.

**July 27** – The Titans sign their first-round draft selection, Florida DE Jevon Kearse, to a multi-year contract.

**August 15** – The Tennessee franchise plays its first preseason game under the name Titans, a 22-20 loss at Kansas City. The game is the first in franchise history played in a uniform other than the Oilers.



*Eddie George, Frank Wycheck, Craig Hentrich and Blaine Bishop model the Titans' new uniforms in 1999.*

### HOME SWEET HOME

The newly-named Tennessee Titans opened their new stadium, Adelphia Coliseum (eventually to be named Nissan Stadium) with the regular season opener on Sept. 12, 1999 against the Cincinnati Bengals. The back and forth game would end with the Titans hanging on for a 36-35 win. The win would start a historic streak of 12 consecutive wins to open the new stadium. The 12 consecutive wins were the most in the modern era for a new stadium (Texas Stadium, 9 wins in 1971) and one short of the all-time record by the Buffalo Americans in 1920. The Titans first loss in their new home would come against the Baltimore Ravens on Nov. 12, 2000. The winning streak actually began in the spring of 1998, when a devastating tornado ripped through Nashville, but only gave a glancing blow to the under construction stadium and sparing it from destruction.

**August 27** – Titans defeat Atlanta, 17-3, in the first preseason game at Adelphia Coliseum.

**September 2** – Owner K.S. "Bud" Adams, Jr. and his wife, Nancy, announce the creation of the Tennessee Titans Foundation, an organization established to serve the charitable interests of the state of Tennessee by providing financial support and other resources to non-profit organizations, enriching and strengthening communities throughout the state. Adams donates \$500,000 to start the foundation.

**September 5** – Cornerback Darryll Lewis, the team leader in interceptions in each of the past five seasons, is released.

**September 12** – Al Del Greco kicks a 33-yard field goal to lift the Titans to a 36-35 win over Cincinnati in the first regular season game and victory at Adelphia Coliseum. The win, in front of 65,272 fans, is the team's first as the Titans, and quarterback Steve McNair passes for a career-high 341 yards in the victory.

**September 26** – The team wins its first road contest as the Titans, a 20-19 victory at Jacksonville sealed by a Samari Rolle interception in the end zone with under a minute remaining.

**October 31** – Steve McNair returns after missing five games because of a back injury to lead the Titans to defeat the previously-unbeaten St. Louis Rams, 24-21 at Adelphia Coliseum. McNair is named Miller Lite NFL Player of the Week for his performance in the victory.

**December 19** – Tennessee clinches the franchise's first playoff berth since 1993 with a 30-17 win over Atlanta at Adelphia Coliseum.

**December 22** – G Bruce Matthews, RB Eddie George, DE Jevon Kearse and TE Frank Wycheck are named to the AFC team for the Pro Bowl. Matthews extends his franchise records for consecutive and overall selections (12), and Kearse becomes the first rookie defensive end selected to the Pro Bowl in AFC history and the first in the NFL since 1978.

**December 26** – Tennessee defeats Jacksonville for the fourth consecutive time, a 41-14 victory in which Steve McNair throws five touchdown passes. McNair earns his first AFC Offensive Player of the Week and his second





## HISTORICAL HIGHLIGHTS

Miller Lite NFL Player of the Week honor this season for his efforts. The win completes the first unbeaten home regular season in club history.

### 2000

**January 8** – In a play known as the “Music City Miracle,” Kevin Dyson returns a Frank Wycheck lateral on a kickoff return 75 yards for a touchdown, lifting the Titans to a 22-16 victory in the AFC Wild Card playoff game over the Buffalo Bills. The improbable play, which occurred with just 16 seconds remaining in the game, gives the franchise its first playoff win in Tennessee in addition to its first since 1993.

**January 16** – Eddie George rushes for 162 yards, including a 68-yard touchdown run, as the Titans defeat the Indianapolis Colts, 19-16, in an AFC Divisional Playoff game at the RCA Dome.

**January 23** – The Titans beat Jacksonville for the third time of the season and fifth consecutive time, using 23 second-half points en route to a 33-14 win at Alltel Stadium in Jacksonville. Steve McNair runs for two touchdowns and Derrick Mason returns a kickoff 80 yards in the win. The win sends Tennessee to its first Super Bowl in franchise history and its first AFC/AFL Championship since 1961.

**January 30** – The Titans fall short in their quest to win Super Bowl XXXIV, as Kevin Dyson is stopped one yard short of the end zone on the final play of the game in a 23-16 St. Louis Rams victory.



Kevin Dyson races down the sideline in the Music City Miracle.



**February 16** – The Titans sign unrestricted free agents LB Randall Godfrey (Dallas) and T Fred Miller (St. Louis).

**March 7** – Mike Heimerdinger is named offensive coordinator, replacing Les Steckel.

**March 13** – Craig Johnson (quality control/offense) and Ronnie Vinklerek (quality control/defense) are added to the coaching staff, while Jim Schwartz is promoted to linebackers coach.

**June 15** – The Titans extend the contract of Head Coach Jeff Fisher and expand his title to Executive Vice President.

**July 19** – The Titans extend the contract of RB Eddie George.

**August 14** – The Titans host Monday Night Football for the first time since moving to Tennessee. A sell-out crowd of 68,072 at Adelphia Coliseum watch the Titans defeat St. Louis, 30-3, in a preseason Super Bowl XXXIV rematch.

**October 16** – The Titans host their first regular season Monday Night Football game at Adelphia Coliseum, a 27-13 victory over the Jacksonville Jaguars.

**November 12** – Tennessee’s NFL record of 12 consecutive victories to open a new stadium ends in a 24-23 loss to the Baltimore Ravens.

**December 14** – S Blaine Bishop, RB Eddie George, T Brad Hopkins, DE Jevon Kearse, KR Derrick Mason, G Bruce Matthews, CB Samari Rolle and TE Frank Wycheck are named to the AFC team for the Pro Bowl. QB

Steve McNair is added as an alternate, giving the Titans nine players on the Pro Bowl roster, the most for the franchise since nine players were selected in 1992.

**December 17** – At Cleveland, Bruce Matthews passes brother Clay on NFL games played list at 279 games. Both are honored in pre-game ceremony.

**December 25** – The Titans clinch the AFC Central Division Championship with a 31-0 victory against the Dallas Cowboys, earning a 13-3 record for the second-consecutive season and home-field advantage throughout the playoffs. The defensive unit finishes the season ranked first overall in the NFL.

### 2001

**January 7** – Baltimore defeats the Titans, 24-10, in an AFC Divisional Playoff game at Adelphia Coliseum.

**February 1** – Defensive coordinator Gregg Williams is hired as head coach of the Buffalo Bills.

**February 2** – Jim Schwartz is promoted to defensive coordinator.

**February 6** – Gunther Cunningham, former Kansas City Chiefs head coach, is named assistant head coach defense/linebackers.

**March 2** – The Titans re-sign unrestricted free agent WR/KR Derrick Mason, who set an NFL record in 2000 with 2,690 all-purpose yards.

**March 7** – The Titans agree to terms with unrestricted free agent K Joe Nedney from the Carolina Panthers.

**March 28** – The Titans agree to trade their first pick (29th overall) in the 2001 NFL Draft to the St. Louis Rams for defensive end Kevin Carter.

**May 22** – The NFL announces its plans to realign divisions beginning in 2002, placing the Titans in the new AFC South with the Jacksonville Jaguars, Indianapolis Colts and expansion Houston Texans.

**August 4** – Mike Munchak, Titans offensive line coach and former Houston Oilers guard, is inducted in the Pro Football Hall of Fame after being selected for enshrinement on Jan. 27.

**September 25** – Former Nashville Kats (Arena Football League) Head Coach Pat Sperduto is hired as director of arena football league operations.

**October 7** – Starting at center in Baltimore, Bruce Matthews plays in his 283rd NFL game and surpasses Jim Marshall for first place on league’s all-time list for games played among non-kickers.

**December 30** – Eddie George records a season-high 130 yards rushing against Cleveland, marking the 30th 100-yard game of his career. Additionally, George becomes the first RB in franchise history to post 200 career pass receptions.

### 2002

**January 2** – Bruce Matthews is named to his 14th consecutive Pro Bowl, tying him with Merlin Olsen for the most Pro Bowl selections in league history. Jevon Kearse also is selected for the third consecutive year.

**April 5** – The team begins its fifth annual Tennessee Titans Caravan. With 16 players plus staff participating, Titans Caravan V goes on to make 64 stops, including 27 schools, in Tennessee, Kentucky and Alabama over a two-week period.

**April 20** – The Titans select DT Albert Haynesworth with their first pick (15th overall) in the 2002 NFL Draft.

**April 30** – Titans owner K.S. “Bud” Adams announces that he has purchased an expansion Arena Football League team that will begin play in Nashville in 2004. The team will keep the name of the previous AFL team that played in Nashville, the Nashville Kats.

**May 15** – The Titans reach an agreement with Citadel Communications to move the Titans’ flagship radio station to Nashville’s 103 WKDF (103.3 FM).

**June 4** – The Titans reach a tentative agreement with Adelphia Business Solutions to have Adelphia’s name removed from the coliseum, pending court approval.

**July 15** – Offensive lineman Bruce Matthews officially announces his NFL retirement from the offices of Titans owner K.S. “Bud” Adams, Jr., in Houston, Texas

**December 1** – RB Eddie George becomes franchise’s all-time leading rusher, passing Earl Campbell, in victory at New York Giants.

**December 8** – Former Titans/Oilers offensive lineman Bruce Matthews is inducted into Titans’ Hall of Fame and has his jersey retired during special



## HISTORICAL HIGHLIGHTS

halftime ceremony during Colts game.

**December 22** – Titans clinch inaugural AFC South Division with 28-10 victory at Jacksonville.

**December 29** – Titans go undefeated in inaugural AFC South division with 13-3 victory at Houston, securing a first-round bye in playoffs. The Titans become NFL's third team to advance to playoffs after starting their season 1-4.

### 2003

**January 1** – QB Steve McNair finishes third in league MVP voting behind Rich Gannon and Brett Favre.

**January 11** – Titans defeat Steelers 34-31 in bruising AFC Divisional Playoff Game.

**January 19** – Titans play in franchise's fourth AFC Championship Game, but fall short at Oakland, 41-24.

**January 25** – Former Houston Oilers DE Elvin Bethea named to the Pro Football Hall of Fame's 2003 class.

**February 3** – Head coach Jeff Fisher coaches the AFC to a 45-20 victory in Pro Bowl.

**February 7** – Titans president Jeff Diamond signs a new one-year contract.

**June 25** – Head coach Jeff Fisher agrees to terms on a long-term contract extension.

**December 7** – Frank Wycheck becomes the fourth tight end in NFL history to record 500 career receptions in Tennessee's 29-27 loss at home to Indianapolis.

**December 7** – WR Derrick Mason catches six passes for 64 yards at home vs. Indianapolis to record his third consecutive 1,000-yard receiving season.

**December 18** – The NFL announces that four Titans are going to the 2004 Pro Bowl – QB Steve McNair (named the starter), along with LB Keith Bulluck, WR Derrick Mason, and P Craig Hentrich. OT Brad Hopkins would later be named to the Pro Bowl as a reserve.

**December 21** – QB Steve McNair leads a miraculous comeback at Houston, throwing the game-winning touchdown to Drew Bennett with 17 seconds left in Tennessee's 27-24 victory on the road. In the process, McNair surpasses 3,000 passing yards for the season, joining Warren Moon as only the second QB in franchise history to do so four times.

**December 28** – Recently re-signed QB Neil O'Donnell starts following injuries to Steve McNair and Billy Volek. He threw for 232 yards and a pair of touchdowns in Tennessee's season-ending 33-13 victory over the defending Super Bowl Champion Tampa Bay Buccaneers. It marked O'Donnell's last NFL game as he would announce his retirement following the season. Eddie George becomes the 17th running back in NFL history to record 10,000 rushing yards in the team's victory over the Bucs. George rushes for 87 yards to push him over the 1,000-yard rushing mark for the seventh time in his eight NFL seasons. It marked the final regular season game and the final home game for George as a Titan.

### 2004

**January 2** – QB Steve McNair named NFL's co-MVP along with Colts QB Peyton Manning. Each player receives 16 votes from a national panel of 50 journalists.

**January 3** – Titans defeat Ravens 20-17 in AFC Wild Card Playoff Game in Baltimore.

**January 10** – Titans fall at New England in AFC Divisional Playoff Game, the coldest playoff game in franchise history (four degrees, minus 10 wind chill).

**January 11** – K Gary Anderson, the NFL's all-time leading scorer (2,346 points), announces his retirement after 22 seasons.



Joe Nedney's field goal beats Steelers.



Steve McNair is named NFL co-MVP at the conclusion of the 2003 season.

**January 20** – Titans owner K.S. "Bud" Adams re-assumes team president role after Jeff Diamond's contract expires.

**January 23** – TE Frank Wycheck announces his retirement from the NFL after 11 seasons in the league.

**April 24** – Titans select a league-high 13 players in the 2004 NFL Draft, including three players in the second round (the team traded its first-round pick) – TE Ben Troupe, DE Travis LaBoy and DE Antwan Odom.

**July 22** – Titans release RB Eddie George.

**September 11** – The Titans season opener at Miami is played on Saturday instead of Sunday due to impending Hurricane Ivan. Titans running back Chris Brown rushes for 100 yards in his first NFL start en route to the team's 17-7 victory.

**October 11** – On Monday Night Football, Steve McNair quarterbacks the Titans to a 48-27 victory over Green Bay to give him 71 career wins as a starter, surpassing Warren Moon's previous franchise record of 70 victories. The 48 points set a Lambeau Field record for a visiting team. Also in the game, running back Chris Brown carries 27 times for 148 yards and two touchdowns, joining Stump Mitchell (St. Louis Cardinals) and Don Calhoun (New England Patriots) to become the third player in NFL history to gain 100 or more rushing yards in four of his first five NFL starts.

**December 13** – Running back Chris Brown totals 91 yards against Kansas City to become the franchise's eighth player to eclipse 1,000 season rushing yards. He finishes the season with 1,067 yards on 220 carries.

**December 19** – Titans quarterback Billy Volek becomes fourth quarterback in NFL history to pass for 400 or more yards in two consecutive games after passing for 426 yards against Kansas City (12/13) and 492 yards at Oakland (12/19). The 918-yard total is the second-best two-game total in NFL history behind Phil Simms' record of 945 yards (1985).

### 2005

**January 28** – The Arena Football League's Nashville Kats begin play under owner K.S. "Bud" Adams, Jr., winning 47-38 at the Columbus Destroyers.

**February 9** – University of Southern California assistant Norm Chow is hired as Titans offensive coordinator after a 32-year career in college football.

**February 21** – Titans part ways with six veterans – K Joe Nedney, DE Kevin Carter, CB Samari Rolle, RB/FB Robert Holcombe, T Fred Miller and WR Derrick Mason – due to salary cap concerns.

**April 23** – Titans select West Virginia cornerback Adam "Pacman" Jones with the sixth overall pick in the 2005 NFL Draft.

**May 6** – Titans owner K.S. "Bud" Adams, Jr. pledges \$600,000 over three years for scholarship program that provides money for college for one student-athlete from every high school in Tennessee.

**September 6** – Through his foundation, quarterback Steve McNair organizes a relief drive for victims of Hurricane Katrina. Titans fans respond in droves, arriving at LP Field to fill over 20 tractor trailers worth of goods to be sent to the Gulf Coast region.

**September 18** – Titans General Manager Floyd Reese becomes the first GM in team history to record 100 wins as the Titans defeat the Ravens by a score of 25-10.

**October 9** – Head Coach Jeff Fisher becomes the 34th coach in NFL history and the first in franchise history to notch 100 wins as the Titans win at Houston by a score of 34-20. Also in the game, quarterback Steve McNair became the 49th player in NFL history and second player in franchise history to reach 25,000 career passing yards.



Eddie George salutes the fans following his final home game as a Titan.





## HISTORICAL HIGHLIGHTS

### 2006

**February 12** – Titans defensive end Kyle Vanden Bosch plays in his first career Pro Bowl. In his first season with the Titans, Vanden Bosch finished fourth in the NFL with 12.5 sacks, the most by a team member since 1999.

**February 24** – K.S. "Bud" Adams, Jr. is inducted into the Tennessee Sports Hall of Fame.

**March 13-15** – After a delay to the start of the NFL year due to collective bargaining talks between the league and the NFL Players Association, the Titans strike quickly in the initial days of free agency. They agree to terms with four veteran unrestricted free agents – linebacker David Thornton (Indianapolis), wide receiver David Givens (New England), center Kevin Mawae (N.Y. Jets) and safety Chris Hope (Pittsburgh) – within a three day span.

**April 29** – Titans select quarterback Vince Young out of the University of Texas with the third overall pick in the 2006 NFL Draft.

**June 6** – Titans and Louisiana Pacific Corporation reach an agreement on a new naming rights sponsorship that calls for the team's home stadium to be named LP Field. LP obtains the naming rights for 10 years.

**June 9** – Titans trade quarterback Steve McNair to the Baltimore Ravens in exchange for a fourth-round draft choice in 2007.

**June 14** – Offensive tackle Brad Hopkins announces his retirement from the NFL. Hopkins retires after playing in 194 games, the third-most in franchise history at the time (Matthews, Bethea). His 188 starts were the second-most in team history for an offensive lineman (Matthews).

**July 29** – Titans sign first-round pick, QB Vince Young.

**August 26** – Steve Underwood promoted to Senior Executive Vice President/Chief Operating Officer.

**August 5** – Former Houston Oilers QB Warren Moon is inducted into the Pro Football Hall of Fame.

**November 26** – Trailing 21-0 entering the fourth quarter, Vince Young leads the Titans to 24 unanswered points, posting the largest comeback by a rookie QB in NFL history. Rob Bironas' 49-yard field goal caps the stunning victory over the Giants at LP Field.

**December 3** – Rob Bironas kicks franchise-long 60-yard field goal to beat the Colts, 20-17, at LP Field. The 60-yarder tied Steve Cox and Morten Andersen for the fourth-longest field goal in NFL history.

**December 10** – Vince Young returns to his hometown and runs for a 39-yard touchdown in overtime to defeat the Texans, 26-20, at Reliant Stadium.

**December 31** – Titans exercise 2007 option on head coach Jeff Fisher's contract.

### 2007

**January 3** – Vince Young named the Associated Press Offensive Rookie of the Year.

**January 5** – After 13 seasons at the helm, Floyd Reese resigns as general manager of the Titans.

**February 1** – Vince Young named Diet Pepsi NFL Rookie of the Year.

**February 3** – Former offensive lineman Bruce Matthews becomes the first franchise player that wore the Titans uniform to be voted into the Pro Football Hall of Fame.

**February 10** – Vince Young becomes the first rookie quarterback in NFL history to play in the Pro Bowl.

**February 12** – Titans name former Oilers safety Mike Reinfeldt the team's new General Manager.

**February 28** – Vincent Marino hired from NFL office as Senior Director of Football Administration.

**April 10** – NFL suspends Adam "Pacman" Jones for 2007 season.

**April 28** – Titans select Texas DB Michael Griffin with the 19th overall pick in the NFL Draft.

**August 4** – Bruce Matthews inducted into Pro Football Hall of Fame.

**August 4** – NFL Commissioner Roger Goodell visits Titans training camp.

**September 24** – Keith Bulluck intercepts a career-high three passes as the Titans cruise to a 31-14 victory at New Orleans on Monday Night Football.

**October 21** – Rob Bironas kicks an NFL-record eight field goals, including a game-winning 29-yarder, as the Titans defeat the Houston Texans 38-36 at Reliant Stadium.

**December 30** – Titans win last three regular season games, including a 16-10 victory at Indianapolis in the season finale to clinch the AFC's final playoff spot and the team's first postseason berth since 2003.

### 2008

**January 6** – Vince Young becomes the youngest quarterback in franchise history to start in playoffs as the Titans fall 17-6 at San Diego in an AFC Wild Card game.

**January 15** – Titans release offensive coordinator Norm Chow of his duties.

**January 17** – Titans hire Mike Heimerdinger as offensive coordinator.

**February 10** – Albert Haynesworth, Kyle Vanden Bosch and Rob Bironas play in Pro Bowl.

**February 20** – Titans use franchise tag on DT Albert Haynesworth.

**March 6** – Titans sign former Eagles DE Jevon Kearse as unrestricted free agent.

**March 27** – Veteran guard Benji Olson announces retirement after 10 NFL seasons.

**April 5** – Titans unveil new logo to celebrate team's 10th anniversary.

**April 17** – Titans hold press conference honoring retirement of former franchise QB Steve McNair.

**April 26** – Titans select East Carolina RB Chris Johnson with first pick (24th overall) in NFL Draft.

**April 26** – Titans trade CB Pacman Jones to Dallas Cowboys for fourth-round draft pick and additional considerations (resulted in 4th-round pick in 2009 from Titans to Cowboys).

**July 25** – The Titans reach a one-year contract agreement with franchised free agent defensive tackle Albert Haynesworth.

**September 7** – On the same day Titans owner K.S. "Bud" Adams, Jr. is added to the Titans/Oilers Hall of Fame, he unveils a Titans/Oilers Ring of Honor at LP Field during the season opener against Jacksonville. The initial members of the Ring of Honor include Adams, Elvin Bethea, George Blanda, Earl Campbell, Mike Holovak, Ken Houston, Mike Munchak, Jim Norton, Warren Moon and Bruce Matthews.

**September 21** – Cornerback Cortland Finnegan sets a club record with a 99-yard INT return for a TD in a win against the Houston Texans.

**September 28** – A 30-17 victory over the Minnesota Vikings at LP Field gives the Titans four consecutive wins to open the season for the first time in franchise history.

**October 19** – In a 34-10 victory at Kansas City, the Titans set a franchise rushing record with 332 rushing yards, including 168 yards by Chris Johnson and 149 yards by LenDale White.

**October 27** – At halftime of a Monday night game against the Colts at LP Field, the Titans induct Steve McNair, Eddie George and Frank Wycheck to the Titans/Oilers Hall of Fame and the Ring of Honor.

**November 2** – On a day in which the Titans win in overtime against the Green Bay Packers, the club celebrates its 100th consecutive sellout at LP Field, including every preseason, regular season and playoff game from the time the stadium opened in 1999.

**November 16** – With a 24-14 win at Jacksonville, the Titans win their 10th consecutive game to open the 2008 season and their 13th consecutive regular season game dating back to the last three regular season games of 2007.

**November 27** – At Detroit on Thanksgiving, the Titans defeat the Lions 47-10, the team's seventh-highest margin of victory of all-time and Detroit's highest margin of defeat on Thanksgiving.

**December 7** – The Titans clinch the AFC South title with a 28-9 victory over the Cleveland Browns at LP Field. It is the ninth division crown in club history.

**December 16** – Six Titans are selected to the Pro Bowl – center Kevin Mawae, left tackle Michael Roos, running back Chris Johnson, defensive tackle Albert Haynesworth, safety Chris Hope and



*Jevon Kearse celebrates the Titans' 10-0 start in 2008.*

## HISTORICAL HIGHLIGHTS

cornerback Cortland Finnegan. Additionally, quarterback Kerry Collins and safety Michael Griffin are named to the roster at a later date as alternates.

**December 31** – The Titans defeat the Pittsburgh Steelers 31-14 to secure home-field advantage throughout the AFC Playoffs and tie the franchise record for most regular season wins (13).

### 2009

**February 1** – Nancy Adams, co-owner, vice chairman of the board and wife of K.S. “Bud” Adams, Jr., passes away in Houston at the age of 84.

**February 12** – Chuck Cecil is elevated from secondary coach to defensive coordinator, replacing Jim Schwartz, who was hired as head coach by the Detroit Lions.

**April 1** – The Titans unveil a new logo to celebrate the club’s 50th season, incorporating the Oilers’ oil derrick logo with the fireball logo and the number 50.

**March 2** – The Titans sign unrestricted free agent wide receiver Nate Washington from the Pittsburgh Steelers.

**April 25** – The Titans select Rutgers WR Kenny Britt with the 24th overall selection in the 2009 NFL Draft, the first of 11 Titans draft choices.

**July 4** – Former Titans quarterback Steve McNair is shot and killed in Nashville.

**July 8-9** – The Titans open LP Field to the public for fans to pay their respects to Steve McNair. On July 9, a memorial service is held at Mt. Zion Baptist Church in Whites Creek, Tenn.

**July 11** – After a funeral service at Reed Green Coliseum in Hattiesburg, Miss., Steve McNair’s body is laid to rest at Griffith Cemetery, approximately 20 miles from his home in Mt. Olive, Miss.

**August 3** – The Titans celebrate the 50th anniversary (Aug. 3, 1959) of K.S. “Bud” Adams, Jr.’s announcement of Houston’s entry in the American Football League.

**August 6** – The Titans announce that they will wear a “9” helmet sticker during the season to honor the late Steve McNair. The sticker appears on the back of the helmet and remains in place throughout the entire 2009 season.

**August 9** – In a 21-18 Hall of Fame Game victory over the Buffalo Bills in Canton, Ohio, the Titans debut their 50th anniversary “legacy” uniforms. They wear the uniforms a total of four times in 2009.

**October 18** – The Titans suffer the worst loss in franchise history at New England, losing 59-0 in their sixth consecutive loss to open the season. After a bye the next week, they win five consecutive games and finish at 8-8, becoming the only team in NFL history to win more than six games after starting the season at 0-6.

**November 1** – At LP Field, Chris Johnson rushes for 228 yards in a victory over the Jacksonville Jaguars to set a new franchise single-game rushing record.

**November 29** – Quarterback Vince Young leads a 99-yard drive in the final minutes of a game against the Arizona Cardinals to give the Titans a 20-17 win at LP Field. Young connects with rookie wide receiver Kenny Britt on a 10-yard touchdown pass as time expires.

### 2010

**January 3** – With a 134-yard rushing performance in the season finale at Seattle, running back Chris Johnson becomes the sixth player in NFL history to reach 2,000 rushing yards in a season. Totalling 2,006 yards on 358 carries, he joined Eric Dickerson, Jamal Lewis, Barry Sanders, Terrell Davis and O.J. Simpson as the only players to accomplish the feat. He also set a new team single-season rushing record (Earl Campbell), and he became the NFL’s new single-season leader in total yards from scrimmage (2,509), surpassing Marshall Faulk’s former record. The Titans defeat the Seahawks 17-13.

**January 13** – Running back Chris Johnson is named Associated Press NFL Offensive Player of the Year.

**February 18** – The Titans’ all-time leading punter, Craig Hentrich, announces his NFL retirement.

**April 22** – The Titans select Georgia Tech defensive end Derrick Morgan with the 16th overall pick in the NFL Draft.

**October 24** – The Titans open the season with a 5-2 start after defeating the Philadelphia Eagles 37-19. Wide receiver Kenny Britt amasses the fifth-

most receiving yards in franchise history with 225 yards on a career-high seven receptions with three touchdowns.

**November 21** – Marc Mariani returns a punt 87 yards for a touchdown against Washington becoming just the second Titans/Oilers player to record a punt return and a kickoff return for touchdowns in the same regular season.



*Johnson poses with offensive players and coaches after becoming just the sixth player in NFL history to reach 2,000 yards rushing in a season.*

### 2011

**January 21** – The Titans release defensive coordinator Chuck Cecil of his duties.

**January 28** – The Titans and head coach Jeff Fisher agree to part ways.

**February 7** – The Titans name Mike Munchak the 16th head coach in franchise history.

**February 8** – The Titans release offensive coordinator Mike Heimerdinger of his duties.

**February 12** – The Titans hire Jerry Gray as defensive coordinator.

**February 15** – The Titans hire Chris Palmer as offensive coordinator.

**March 4** – The Collective Bargaining Agreement between the NFL and the Players Association expires.

**March 11** – NFL players are locked out of team facilities due to the collective bargaining stalemate between the clubs and NFL Players Association.

**April 28** – The Titans select Washington quarterback Jake Locker with the eighth overall pick in the NFL Draft.

**July 25** – The lockout ends after a new CBA is reached.

**July 28** – The Titans terminate quarterback Vince Young’s contract.

**July 29** – On the day players report to training camp, the Titans sign unrestricted free agent quarterback Matt Hasselbeck. In total, within a week of the lockout ending, the Titans sign contracts with nine draft choices, 14 rookie free agents, three restricted free agents and eight unrestricted free agents.

**September 1** – The Titans and Chris Johnson agree to terms on a new, multi-year contract, ending the running back’s holdout.

**September 18** – Mike Munchak notches his first victory as a head coach as the Titans defeat the Baltimore Ravens 26-13 at LP Field.

**October 19** – The Titans and Nashville Mayor Karl Dean announce proposed renovation plans for LP Field, including much larger and sharper video screens, a greatly enhanced sound system, elevators to provide service for upper deck seat holders, and general improvements to LP Field infrastructure. The team announces that the improvements would not require new revenues, but instead will be covered by user fees already being collected.

**December 7** – Metro Council approves a bond issuance of up to \$28 million to finance renovations at LP Field.

### 2012

**January 1** – With a 23-22 victory in the season finale at Houston, the franchise records its 400th all-time win in the regular season and playoffs, all under the ownership of K.S. “Bud” Adams, Jr. In the victory,

## HISTORICAL HIGHLIGHTS

Matt Hasselbeck eclipses 3,500 passing yards on the season and Nate Washington reaches the 1,000-yard receiving mark. Additionally, Chris Johnson records 1,000 rushing yards for the fourth consecutive season.

**January 18** – The Titans elevate Mike Reinfeldt to senior executive vice president/chief operating officer and Ruston Webster to executive vice president/general manager. Lake Dawson is promoted to vice president of player personnel.

**February 4** – Titans Owner K.S. “Bud” Adams, Jr. is named the first winner of the NFL’s Salute To Service Award. Adams is recognized at the NFL Honors event for his outstanding efforts in supporting U.S. service members and veterans.

**March 5** – The Titans use the franchise tag on safety Michael Griffin, who was scheduled to become an unrestricted free agent on March 13.

**April 26** – The Titans select Baylor wide receiver Kendall Wright with the 20th overall pick in the 2012 NFL Draft.

**June 19** – The Titans reach an agreement with franchise player Michael Griffin on a long-term contract.

**July 30** – Wide receiver O.J. Murdock is found dead in Tampa, Fla., of a self-inflicted wound.

**August 3** – Former Titans linebacker Keith Bulluck announces his retirement from the NFL during a press conference at Baptist Sports Park.

**September 23** – In a 44-41 overtime victory over the Detroit Lions, the Titans become the first team in NFL history to score five touchdowns of 60 yards or longer in a game, reaching the end zone on a punt return by Tommie Campbell, a kickoff return by Darius Reynaud, a fumble return by Alterraun Verner and touchdown receptions by Jared Cook and Nate Washington. Locker passes for 378 yards in his first career win as a starter.

**November 26** – The Titans dismiss offensive coordinator Chris Palmer and name quarterbacks coach Dowell Loggains as the new offensive coordinator.

**December 17** – In a 14-10 victory over the New York Jets on *Monday Night Football*, Chris Johnson sets a franchise record with a 94-yard touchdown run.

**December 30** – The Titans defeat the Jacksonville Jaguars 38-20 and become the first team in NFL history with two punt return touchdowns (both by Darius Reynaud) and two interception return touchdowns (both by Zach Brown) in the same game. They also become only the second team in NFL history with four total return touchdowns in a game.

**December 31** – Mike Reinfeldt is dismissed as senior executive vice president/chief operating officer.

### 2013

**February 2** – Former Oilers defensive tackle Curley Culp is selected for enshrinement in the Pro Football Hall of Fame.

**March 14** – The Titans sign tight end Delanie Walker as an unrestricted free agent from the San Francisco 49ers.

**April 1** – Former Oilers head coach Jack Pardee passes away.

**July 11** – Titans team headquarters is renamed Saint Thomas Sports Park after Saint Thomas Hospital announces it is renaming its Baptist Hospital properties.

**October 18** – Former Oilers head coach Bum Phillips passes away.

**October 21** – At his home in Houston, Titans Founder, Owner, Chairman of the Board, President and CEO K.S. “Bud” Adams, Jr. passes away from natural causes at the age of 90. Called a “pioneer and innovator” by NFL Commissioner Roger Goodell upon his death, Adams was in his 54th year leading the organization.

**October 28** – K.S. “Bud” Adams, Jr. is entombed at Forest Park Westheimer Cemetery in Houston.

**October 29** – The Titans announce Tommy Smith will be team president and chief executive officer; Susie Adams Smith and Amy Adams Hunt will serve as co-chairpersons; and Kenneth Adams IV will join the Titans board as a director.

### 2014

**January 4** – The Titans and head coach Mike Munchak agree to part ways.

**January 13** – San Diego Chargers offensive coordinator and former Arizona Cardinals head coach Ken Whisenhunt is hired as the 17th head

coach in Titans/Oilers history.

**April 4** – The Titans release running back Chris Johnson.

**May 8** – The Titans select Michigan tackle Taylor Lewan with the 11th overall pick in the 2014 NFL Draft.

### 2015

**March 20** – President and CEO Tommy Smith announces he is retiring from that role. The Titans begin the search process for a new team CEO/president and install Steve Underwood as interim president.

**April 30** – The Titans select Oregon quarterback Marcus Mariota with the second overall pick in the 2015 NFL Draft.

**June 25** – The Titans and Nissan announce a 20-year agreement to rename the team’s home venue Nissan Stadium.

**September 1** – Following a bout with cancer, 85-year-old Titans scout C.O. Brocato dies. Brocato spent 40 years with the organization after joining the club in 1975.

**September 13** – Quarterback Marcus Mariota makes his regular season debut, completing 13 of 15 passes for 209 yards with four touchdowns and no interceptions (158.3 passer rating). He becomes the second rookie in NFL history to throw four touchdown passes in a season opener, joining Fran Tarkenton (1961).

**November 3** – The Titans relieve head coach Ken Whisenhunt of his duties and name assistant head coach/tight ends Mike Mularkey as interim head coach for the remainder of the season.

### 2016

**January 4** – The Titans relieve general manager Ruston Webster of his duties. Steve Underwood is named as the team’s president and chief executive officer on a permanent basis, with the interim tag removed from his title.

**January 14** – The Titans hire Tampa Bay Buccaneers director of player personnel Jon Robinson as general manager.

**January 16** – Mike Mularkey is named as the 18th head coach in franchise history, taking over the role after serving the final nine games of 2015 as the interim head coach.

**April 14** – Two weeks prior to the 2016 NFL Draft, the Titans trade the first overall pick to the Los Angeles Rams. The Titans also deal a fourth-round pick and a sixth-round pick in the deal. In exchange, the Titans receive a first-round pick (15th overall), a pair of second-round picks and a third-round pick in 2016, plus the Rams’ 2017 first- and third-rounders.

**December 20** – Running back DeMarco Murray, tight end Delanie Walker, tackle Taylor Lewan, outside linebacker Brian Orakpo and defensive tackle Jurrell Casey are named to the Pro Bowl, giving the Titans five or more Pro Bowl selections for the first time since 2008.

### 2017

**January 5** – Jon Robinson is promoted to executive vice president/general manager.

**April 27** – The Titans select wide receiver Corey Davis (fifth overall) and cornerback Adoree’ Jackson (18th overall) in the first round of the 2017 NFL Draft, marking the first time the team makes two picks in the first round since 1987.

**December 19** – Defensive tackle Jurrell Casey, punter Brett Kern and tackle Taylor Lewan are named to the Pro Bowl. Safety Kevin Byard, special teamer Brynden Trawick and tight end Delanie Walker are later named to the squad, giving the Titans five or more Pro Bowl selections in consecutive seasons.

**December 31** – The Titans clinch their 22nd playoff berth in franchise history with a 15-10 victory over the Jacksonville Jaguars in the regular season finale at Nissan Stadium.

### 2018

**January 6** – The Titans open the NFL postseason with a 22-21 win over the Kansas City Chiefs at Arrowhead Stadium, giving the franchise its first postseason win since Jan. 3, 2004. After the Titans trailed 21-3 at the start of the second half, their victory tied for the second-largest comeback by a road team in NFL playoff history.

**January 15** – The Titans and head coach Mike Mularkey agree to part





## HISTORICAL HIGHLIGHTS



Controlling owner Amy Adams Strunk, along with current and former Titans players, unveiled the team's new uniforms on April 4, 2018.

ways.

**January 20** – Houston Texans defensive coordinator Mike Vrabel is hired as the 19th head coach in Titans/Oilers history.

**February 3** – Former Oilers outside linebacker Robert Brazile is elected to the Pro Football Hall of Fame (inducted Aug. 4, 2018).

**April 4** – In downtown Nashville, the Titans unveil new uniforms in front of an estimated audience of 15,000-20,000 fans. The event marked the first significant uniform alterations for the club since 1999.

**May 23** – In Atlanta at the annual Spring League Meeting, the NFL announces that the 2019 NFL Draft will take place in Nashville.

**September 9** – The Titans and Dolphins open the 2018 season with a seven-hour, 10-minute contest, the longest NFL game since the 1970 merger. The game features two separate lightning delays that totaled three hours and 59 minutes.

**October 21** – The Titans travel to London to face the Los Angeles Chargers at Wembley Stadium. The contest marks the franchise's first regular season game at an overseas location.

**December 6** – Running back Derrick Henry sets a franchise record with 238 rushing yards and ties a franchise mark with four rushing touchdowns, including an NFL-record-tying 99-yard rushing score against Jacksonville.

**December 20** – Defensive tackle Jurrell Casey, punter Brett Kern and tackle Taylor Lewan are named to the Pro Bowl.

### 2019

**February 2** – Former Titans center Kevin Mawae is elected to the Pro Football Hall of Fame (inducted Aug. 3, 2019).

**April 25-27** – The 2019 NFL Draft is held in downtown Nashville. Nashville shatters a draft record with more than 600,000 fans attending during the three-day event and sets another draft record with more than 47.5 million television viewers. For the city of Nashville, the event generated a record \$133 million in direct spending, a 79 percent increase over the previous draft in Dallas (\$74 million). The economic impact was another record-breaker at \$224 million, also a 79 percent increase over the \$125 million in 2018.

**April 25** – The Titans select Mississippi State defensive lineman Jeffery



The 2019 NFL Draft was held in downtown Nashville.

Simmons with the 19th overall pick in the first round of the 2019 NFL Draft.  
**June 12** – Titans controlling owner Amy Adams Strunk announces that the franchise will retire Steve McNair's No. 9 jersey and Eddie George's No. 27 jersey.

**July 30** – Titans controlling owner Amy Adams Strunk announces \$450,000 in grant funding to 10 local non-profit organizations in the spaces of education, African American history and culture, social justice, diversionary and re-entry programs, immigrant outreach and domestic violence and sexual assault. The National Museum of African American Music and the NAACP Freedom Fund each receive \$100,000 grants.

**September 15** – During a halftime ceremony in a game against the Indianapolis Colts, the Titans retire Steve McNair's No. 9 jersey and Eddie George's No. 27 jersey.

**November 13** – The Titans announce plans to begin a 60,000-square-foot expansion of Saint Thomas Sports Park, nearly doubling the footprint of the team's headquarters in Nashville.

**December 13** – The Titans hold a groundbreaking ceremony for the expansion of Saint Thomas Sports Park. Controlling owner Amy Adams Strunk is joined by Tennessee Governor Bill Lee and U.S. Senators Lamar Alexander and Marsha Blackburn.

**December 29** – The Titans conclude the 2019 season with a 35-14 victory at Houston. They finish the regular season 9-7 and clinch a wild card playoff berth. Derrick Henry rushes for 211 yards (fifth-most in franchise history) and three touchdowns, and in the process, he captures the 2019 NFL rushing title with 1,540 rushing yards. A.J. Brown's 124 yards in the game make him the franchise's third 1,000-yard rookie receiver (Bill Groman and Ernest Givins).

### 2020

**January 4** – The Titans defeat the New England Patriots 20-13 in a wild card game. Derrick Henry rushes for 182 yards to set a new franchise postseason record.

**January 11** – The Titans defeat the Baltimore Ravens 28-12 in a divisional playoff game. Derrick Henry rushes for 195 yards to establish a franchise postseason record for the second consecutive week.

**January 19** – The Titans play at Kansas City in their first AFC Championship Game since Jan. 19, 2003. Their playoff run comes to an end with a 35-24 loss to the Chiefs.

**March 4** – The Titans Foundation and controlling owner Amy Adams Strunk announce a donation of \$1 million to The Community Foundation of Middle Tennessee following the devastation of an EF-3 tornado that swept through the region on the night of March 2-3. The NFL Foundation also contributes \$250,000. On March 6, Titans players and staff members volunteer with the cleanup and relief effort in Nashville.

**March 15** – A new collective bargaining between the NFL and NFL Players Association is ratified. The agreement runs through the 2030 season.

**March 15** – The Titans announce a multi-year contract extension with quarterback Ryan Tannehill.

**March 16** – The NFL announces the postponement of all in-person offseason programs in response to the coronavirus pandemic. Teams are later given the option of conducting virtual offseason programs but are prohibited from gathering at team facilities for the duration of the offseason.

**March 16** – The Titans place the franchise tag on running back Derrick Henry and later come to terms on a long-term contract agreement.

**April 23** – The 2020 NFL Draft is held in a virtual setting with all team personnel and draftees at their own homes due to the COVID-19 pandemic.

**May 8** – The Titans elevate Burke Fitts to team president/CEO after Steve Underwood announces his retirement from a full-time role.

**June 11** – Titans controlling owner Amy Adams Strunk adds her voice and the voice of the organization to support the peaceful protests calling for equality and denouncing racism in the wake of the death of George Floyd. "Hearts, minds and institutions need to change throughout our country," she says. "Those who face racism need to be heard, and more importantly, understood by those who haven't listened before ... Hearing our players and coaches speak over the last two weeks has been constructive to this vital discussion. I support our players using peaceful protests and their platforms to advance us as a nation. I would encourage those who haven't thought about these issues before to understand the pain, anger

## HISTORICAL HIGHLIGHTS



and frustration of the black community. Black lives matter. We should all agree on that.”

**July 25** - The NFL cancels all 2020 preseason contests and modifies all team’s training camps because of safety protocols involving the COVID-19 pandemic. However, the 2020 regular season starts as scheduled.

**October 13** - The Titans defeat the Buffalo Bills 42-16 at Nissan Stadium in the NFL’s second Tuesday game since 1946. Positive COVID-19 test results force the Titans to close their headquarters on Tuesday, Sept. 29, and reschedule their game with the Pittsburgh Steelers. The facility does not reopen until Saturday, Oct. 10. Following just three days of in-person activities, the Titans take the field against the previously unbeaten Bills and win convincingly. At the time of the Bills game, the Titans had eight players on their reserve/COVID-19 lists, including five from their active/inactive roster. At the outbreak’s peak, there were a total of 14 players on the reserve/COVID-19 lists.

**December 18** - The Titans and the City of Nashville announce that they are engaged in formal discussions regarding the future of Nissan Stadium. The discussions aim to secure the Titans’ future in Nashville and facilitate the creation of a new Nashville neighborhood surrounding the facility.

### 2021

**January 3** - The Titans clinch the AFC South division crown with a 41-38 victory over the Houston Texans after practice squad call-up kicker Sam Sloman bounces a 37-yard field goal attempt off the right upright and through as time expires in regulation. It gives the Titans their first AFC South championship since 2008. In the victory, Derrick Henry captures his second consecutive NFL rushing title after posting a franchise-record 250 rushing yards. He accumulates 2,027 rushing yards on the 2020 season, making him just the eighth player in NFL history to reach the 2,000-yard rushing mark.

**February 6** – Running back Derrick Henry is named Associated Press NFL Offensive Player of the Year.

**June 6** – The Titans acquire wide receiver Julio Jones in a trade with the Atlanta Falcons. The Titans send a 2022 second-round pick and a conditional 2023 fourth-round selection to Atlanta in exchange for Jones and a 2023 sixth-round pick.

**September 26** - The Titans induct former Oilers coach O.A. “Bum” Phillips into the franchise’s Ring of Honor. Phillips was the personification of the ‘Luv Ya Blue Era’ as the head coach of the Oilers for six seasons (1975-80). Upon leaving the organization, he owned a .608 winning percentage (59-38), the best at that time by any Oilers head coach with at least two full seasons.

**November 21** - The Titans induct former head coach Jeff Fisher and former general manager Floyd Reese into the franchise’s Ring of Honor. Fisher is the winningest coach in franchise history, amassing 147 wins from 1994-2010 and the team’s only Super Bowl appearance following the 1999 season. Reese had a 21-year run (1986-2006) with the Oilers/Titans as a coach and executive and is the winningest general manager in franchise history.

### 2022

**January 2** - The Titans defeat the Miami Dolphins 34-3 at Nissan Stadium, clinching their second consecutive AFC South division title. It marks the organization’s first back-to-back division titles since the Oilers won the AFL Eastern division each season from 1960 to 1962.

**January 9** - The Titans finish the 2021 regular season with a 28-25 victory at Houston and in the process earned the No. 1 seed in the AFC playoffs for the first time since 2008. The Titans set an NFL record for a non-strike year by using 91 total players in 2021.

**February 10** - Mike Vrabel is named the Associated Press NFL Coach of the Year, becoming the franchise’s first head coach to accomplish the feat. He also earned NFL Coach of the Year honors from the Pro Football Writers of America, Sporting News, 101 Awards and the NFL on FOX Awards.

**April 28** - During the first round of the 2022 NFL Draft, the Titans trade wide receiver A.J. Brown to the Philadelphia Eagles in exchange for a first-round pick (18th overall) and a third-round pick (101st overall).

**October 18** - Former Titans tight end Delanie Walker announces his retirement at Nissan Stadium. He finishes his career as a three-time Pro Bowl selection (2015-17), four-time captain and two-time Walter Payton NFL Man of the Year nominee (2013, 2015).

**October 20** - At Tennessee State University, the Titans announce a new community benefits platform with 16 local and regional organizations. The ONE Community platform includes multi-faceted programs to reach many



of Nashville’s most underserved communities with a focus on three areas: Opportunity, Neighborhoods and Education.

**October 30** - At Houston, running back Derrick Henry rushes for 219 yards and two touchdowns, giving him 75 total career touchdowns to break Eddie George’s franchise record (74).

**December 6** - The Titans part ways with general manager Jon Robinson. Vice president of player personnel Ryan Cowden will lead the player personnel department for the remainder of the 2022 season.

### 2023

**January 18** - Former San Francisco 49ers director of player personnel Ran Carthon is hired as the 14th general manager in franchise history.

**January 31** - The Titans announce that a monofilament, synthetic turf playing surface will be installed at Nissan Stadium, citing a review of both injury data and the growth patterns of natural grass in the region leading to the decision.

**February 24** - The Titans and Nashville Mayor John Cooper submit an agreement for approval by the Nashville Metro Council to build a new, enclosed stadium on Nashville’s East Bank.

**April 11** - The Titans announce a multi-year contract extension with defensive tackle Jeffery Simmons.

**April 26** - The Titans receive final approval from the Metropolitan Nashville Council with a 26-12 vote to move forward with plans to build a new, enclosed stadium set on Nashville’s East Bank. The stadium agreement includes a new 30-year lease and non-relocation pact between the Titans and the Nashville Sports Authority. The terms remove the previous obligation of Nashville’s General Fund to maintain and upgrade the stadium and return 66 acres of land to the City of Nashville previously





## HISTORICAL HIGHLIGHTS

restricted by parking lots through 2039. The team will contribute nearly \$48 million over the life of the lease to the Nashville Needs Impact Fund, a fund directed by the Metro Council to support city needs such as public education, public transit, affordable housing, and several other areas. The new stadium, estimated at 1.75 million square feet with a seating capacity of approximately 60,000, is anticipated to bring in year-round major events; will host Tennessee State University home football games, extending the long-standing partnership between TSU and the Titans; and include a 12,000 square foot community space to host classes for local schools, job trainings, and other community events. The Titans are responsible for \$840 million of stadium funding and any cost overruns. The State of Tennessee will contribute \$500 million, and the remaining \$760 million of the \$2.1 billion budget will come from revenue bonds issued by the Metro Sports Authority to be repaid through a one-percent increase in Davidson County's hotel occupancy tax, in-stadium sales tax, 50 percent of sales tax from future development of the stadium's campus, rent paid by the team, and a pre-existing ticket tax of three dollars per ticket sold that will carry over to the new building. The stadium budget includes stadium-related infrastructure required to open the building.

**June 1** - Titans all-time leading punter Brett Kern announces his NFL retirement at Ascension Saint Thomas Sports Park. At the time of his retirement, he ranks as the franchise's all-time career leader in punts (923), gross punting average (45.9 yards), net punting average (40.8) and punts placed inside the 20 (373), and his 197 career games played with the team ranks third in club history behind Bruce Matthews (296) and Elvin Bethea (210).

**December 17** - The Titans induct Billy "White Shoes" Johnson into the franchise's Ring of Honor.

### 2024

**January 7** – Derrick Henry rushes for 153 yards and a touchdown on 19 carries in a season-ending victory over the Jaguars. It was his final performance with the Titans before signing with the Baltimore Ravens as an unrestricted free agent on March 13, 2024.

**January 9** – The Titans relieve head coach Mike Vrabel of his duties.

**January 24** – Cincinnati Bengals offensive coordinator Brian Callahan is hired as the 20th head coach in Titans/Oilers history.



# HOME/AWAY WIN-LOSS RECORDS

REGULAR SEASON HOME RECORD				
Year	W	L	T	Pct.
1960	6	1	0	.857
1961	6	1	0	.857
1962	6	1	0	.857
1963	4	3	0	.571
1964	3	4	0	.429
1965	3	4	0	.429
1966	3	4	0	.429
1967	5	2	0	.714
1968	3	4	0	.429
1969	4	2	1	.643
1970	1	6	0	.143
1971	3	3	1	.500
1972	1	6	0	.143
1973	0	7	0	.000
1974	3	4	0	.429
1975	5	2	0	.714
1976	3	4	0	.429
1977	5	2	0	.714
1978	5	3	0	.625
1979	6	2	0	.750
1980	6	2	0	.750
1981	5	3	0	.625
1982	1	4	0	.200
1983	2	6	0	.250
1984	2	6	0	.250
1985	4	4	0	.500
1986	4	4	0	.500
1987	5	2	0	.714
1988	7	1	0	.875
1989	6	2	0	.750
1990	6	2	0	.750
1991	7	1	0	.875
1992	5	3	0	.625
1993	7	1	0	.875
1994	2	6	0	.250
1995	3	5	0	.375
1996	2	6	0	.250
1997	6	2	0	.750
1998	3	5	0	.375
1999	8	0	0	1.000
2000	7	1	0	.875
2001	3	5	0	.375
2002	6	2	0	.750
2003	7	1	0	.875
2004	2	6	0	.250
2005	3	5	0	.375
2006	4	4	0	.500
2007	5	3	0	.625
2008	7	1	0	.875
2009	5	3	0	.625
2010	3	5	0	.375
2011	5	3	0	.625
2012	4	4	0	.500
2013	3	5	0	.375
2014	1	7	0	.125
2015	1	7	0	.125
2016	5	3	0	.625
2017	6	2	0	.750
2018	6	2	0	.750
2019	4	4	0	.500
2020	5	3	0	.625
2021	7	2	0	.778
2022	3	5	0	.375
2023	5	4	0	.556
2024	1	6	0	.143
<b>Totals:</b>	<b>274</b>	<b>223</b>	<b>2</b>	<b>.551</b>

REGULAR SEASON ROAD RECORD				
Year	W	L	T	Pct.
1960	4	3	0	.571
1961	4	2	1	.643
1962	5	2	0	.714
1963	2	5	0	.286
1964	1	6	0	.143
1965	1	6	0	.143
1966	0	7	0	.000
1967	4	2	1	.643
1968	4	3	0	.571
1969	2	4	1	.357
1970	2	4	1	.357
1971	1	6	0	.143
1972	0	7	0	.000
1973	1	6	0	.143
1974	4	3	0	.571
1975	5	2	0	.714
1976	2	5	0	.286
1977	3	4	0	.429
1978	5	3	0	.625
1979	5	3	0	.625
1980	5	3	0	.625
1981	2	6	0	.250
1982	0	4	0	.000
1983	0	8	0	.000
1984	1	7	0	.125
1985	1	7	0	.125
1986	1	7	0	.125
1987	4	4	0	.500
1988	3	5	0	.375
1989	3	5	0	.375
1990	3	5	0	.375
1991	4	4	0	.500
1992	5	3	0	.625
1993	5	3	0	.625
1994	0	8	0	.000
1995	4	4	0	.500
1996	6	2	0	.750
1997	2	6	0	.250
1998	5	3	0	.625
1999	5	3	0	.625
2000	6	2	0	.750
2001	4	4	0	.500
2002	5	3	0	.625
2003	5	3	0	.635
2004	3	5	0	.375
2005	1	7	0	.125
2006	4	4	0	.500
2007	5	3	0	.625
2008	6	2	0	.750
2009	3	5	0	.375
2010	3	5	0	.375
2011	4	4	0	.500
2012	2	6	0	.250
2013	4	4	0	.500
2014	1	7	0	.125
2015	2	6	0	.250
2016	4	4	0	.500
2017	3	5	0	.375
2018	3	5	0	.375
2019	5	3	0	.625
2020	6	2	0	.750
2021	5	3	0	.625
2022	4	5	0	.444
2023	1	7	0	.125
2024	2	7	0	.222
<b>Totals:</b>	<b>205</b>	<b>291</b>	<b>4</b>	<b>.414</b>

### ALL-TIME FRANCHISE TOTALS (REGULAR SEASON ONLY)

	W	L	T	Pct.
<b>Totals:</b>	<b>479</b>	<b>514</b>	<b>6</b>	<b>.482</b>



## MONTH-BY-MONTH WIN-LOSS RECORDS

YEAR	AUG.	SEPT.	OCT.	NOV.	DEC.	JAN.	TOTAL
1960	0-0	2-1	3-1	3-1	2-1	0-0	10-4
1961	0-0	1-1	2-2-1	4-0	3-0	0-0	10-3-1
1962	0-0	2-1	2-2	4-0	3-0	0-0	11-3
1963	0-0	2-2	3-1	1-2	0-3	0-0	6-8
1964	0-0	2-1	0-4	0-5	2-0	0-0	4-10
1965	0-0	2-1	2-2	0-4	0-3	0-0	4-10
1966	0-0	2-2	1-3	0-3	0-3	0-0	3-11
1967	0-0	1-2	3-0-1	2-1	3-1	0-0	9-4-1
1968	0-0	1-3	2-2	2-2	2-0	0-0	7-7
1969	0-0	2-1	2-2	1-2-2	1-1	0-0	6-6-2
1970	0-0	1-1	1-2-1	1-4	0-3	0-0	3-10-1
1971	0-0	0-2	1-3-1	0-4	3-0	0-0	4-9-1
1972	0-0	0-2	1-4	0-4	0-3	0-0	1-13
1973	0-0	0-3	0-4	1-3	0-3	0-0	1-13
1974	0-0	1-2	1-3	3-1	2-1	0-0	7-7
1975	0-0	2-0	3-1	2-3	3-0	0-0	10-4
1976	0-0	2-1	2-2	1-4	0-2	0-0	5-9
1977	0-0	2-0	1-4	3-1	2-1	0-0	8-6
1978	0-0	2-2	3-2	4-0	1-2	0-0	10-6
1979	0-0	4-1	2-2	4-0	1-2	0-0	11-5
1980	0-0	3-1	2-2	3-2	3-0	0-0	11-5
1981	0-0	2-2	2-2	1-4	2-1	0-0	7-9
1982	0-0	1-1	0-0	0-2	0-4	0-1	1-8
1983	0-0	0-4	0-5	1-3	1-2	0-0	2-14
1984	0-0	0-5	0-4	2-2	1-2	0-0	3-13
1985	0-0	1-3	2-2	2-2	0-4	0-0	5-11
1986	0-0	1-3	0-4	2-3	2-1	0-0	5-11
1987	0-0	1-1	3-1	2-3	3-1	0-0	9-6
1988	0-0	3-1	3-2	3-1	1-2	0-0	10-6
1989	0-0	1-2	3-2	3-1	2-2	0-0	9-7
1990	0-0	2-2	2-2	2-1	3-2	0-0	9-7
1991	0-0	3-1	4-0	2-2	2-2	0-0	11-5
1992	0-0	3-1	2-1	2-3	3-1	0-0	10-6
1993	0-0	1-3	2-1	4-0	4-0	1-0	12-4
1994	0-0	1-3	0-4	0-4	1-3	0-0	2-14
1995	0-0	2-2	1-3	2-2	2-2	0-0	7-9
1996	0-0	2-2	3-1	1-3	2-2	0-0	8-8
1997	1-0	0-3	3-1	3-2	1-2	0-0	8-8
1998	0-0	1-3	2-1	3-2	2-2	0-0	8-8
1999	0-0	3-0	3-1	3-1	3-1	1-0	13-3
2000	0-0	2-1	5-0	2-2	4-0	0-0	13-3
2001	0-0	0-2	2-2	2-2	3-2	0-1	7-9
2002	0-0	1-3	2-1	3-1	5-0	0-0	11-5
2003	0-0	3-1	3-1	3-0	3-2	0-0	12-4
2004	0-0	1-2	2-3	1-2	0-4	1-0	5-11
2005	0-0	1-2	1-4	1-2	1-3	0-1	4-12
2006	0-0	0-3	2-2	2-2	4-1	0-0	8-8
2007	0-0	2-1	3-1	1-3	4-1	0-0	10-6
2008	0-0	4-0	3-0	4-1	2-2	0-0	13-3
2009	0-0	0-3	0-3	5-0	2-2	1-0	8-8
2010	0-0	2-1	3-2	0-3	1-3	0-1	6-10
2011	0-0	2-1	2-2	2-2	2-2	1-0	9-7
2012	0-0	1-3	2-2	1-2	2-3	0-0	6-10
2013	0-0	3-1	0-3	2-2	2-3	0-0	7-9
2014	0-0	1-3	1-3	0-4	0-4	0-0	2-14
2015	0-0	1-2	0-3	1-4	1-3	0-1	3-13
2016	0-0	1-2	3-2	2-2	2-1	1-0	9-7
2017	0-0	2-1	2-2	3-1	2-3	0-0	9-7
2018	0-0	3-1	0-3	2-2	4-1	0-0	9-7
2019	0-0	2-2	2-2	2-1	3-2	0-0	9-7
2020	0-0	3-0	2-1	3-2	2-2	1-0	11-5
2021	0-0	2-1	4-1	2-2	2-1	2-0	12-5
2022	0-0	1-2	4-0	2-2	0-5	0-1	7-10
2023	0-0	1-2	2-2	1-3	1-4	1-0	6-11
2024	0-0	1-3	0-3	2-2	0-5	0-0	3-13
<b>TOTALS</b>	<b>1-0</b>	<b>102-115</b>	<b>122-133-4</b>	<b>126-136-2</b>	<b>118-124</b>	<b>10-6</b>	<b>479-514-6</b>





## SITUATIONAL REGULAR SEASON WIN-LOSS RECORD

### VS. AFL TEAMS

Total: 70-66-4  
Home: 44-26-1  
Away: 26-40-3

### VS. AFC TEAMS (1970-PRESENT)

Total: 303-342-1  
Home: 177-145-0  
Away: 126-197-1

### VS. AFC SOUTH TEAMS

Total: 65-72-0  
Home: 35-33-0  
Away: 30-39-0

### VS. AFC NORTH TEAMS (2002-PRESENT)

Total: 20-27-0  
Home: 11-13-0  
Away: 9-14-0

### VS. AFC CENTRAL TEAMS (1970-2001)

Total: 100-110-0  
Home: 55-51-0  
Away: 45-59-0

### VS. AFC EAST TEAMS

Total: 59-64-0  
Home: 35-22-0  
Away: 24-42-0

### VS. AFC WEST TEAMS

Total: 59-69-1  
Home: 41-26-0  
Away: 18-43-1

### VS. NFC TEAMS (1970-PRESENT)

Total: 106-106-1  
Home: 54-52-1  
Away: 52-54-0

### VS. NFC SOUTH TEAMS

Total: 16-9-0  
Home: 9-4-0  
Away: 7-5-0

### VS. NFC NORTH TEAMS (2002-PRESENT)

Total: 14-11-0  
Home: 7-5-0  
Away: 7-6-0

### VS. NFC CENTRAL TEAMS (1970-2001)

Total: 21-18-0  
Home: 12-8-0  
Away: 9-10-0

### VS. NFC EAST TEAMS

Total: 29-35-0  
Home: 13-18-0  
Away: 16-17-0

### VS. NFC WEST TEAMS

Total: 26-33-1  
Home: 13-17-1  
Away: 13-16-0

### MONDAY NIGHT FOOTBALL

Total: 27-19-0  
Home: 15-9-0  
Away: 12-10-0

### WEEK AFTER MNF

Total: 22-23-0  
Home: 16-9-0  
Away: 6-14-0

### SUNDAY NIGHT FOOTBALL

Total: 12-12-0 (ESPN 8-6; TNT 2-2; NBC 2-4)  
Home: 8-5-0  
Away: 4-7-0

### TUESDAY FOOTBALL

Total: 1-0-0 (CBS 1-0)  
Home: 1-0-0  
Away: 0-0-0

### THURSDAY NIGHT FOOTBALL

Total: 8-12-0 (ABC 2-0; ESPN 1-1; TNT 0-1; NBC 0-2\*; NFLN 4-7\*^; FOX 1-1^; Amazon Prime 2-3^)  
Home: 7-5-0  
Away: 1-7-0  
\*11/16/17 at Pittsburgh was broadcasted on both NBC and NFLN.  
^12/6/18 vs. Jacksonville and 11/12/20 vs. Indianapolis were broadcasted on NFLN, FOX and Amazon Prime.

### FRIDAY FOOTBALL

Total: 0-1-0 (NFLN 0-1)  
Home: 0-1-0  
Away: 0-0-0

### SATURDAY FOOTBALL

Total: 2-3-0 (ABC 1-0, ESPN 0-3, FOX/NFLN 1-0)  
Home: 1-2-0  
Away: 1-1-0

### OVERTIME

Total: 23-25-0  
Home: 15-13-0  
Away: 8-12-0

### SEASON OPENERS

Total: 31-33-0  
Home: 15-14-0  
Away: 16-19-0

### LONDON GAMES SERIES

Total: 0-2-0  
Home: 0-1-0  
Away: 0-1-0

### DOMES

Total: 145-146-2  
Astrodome (Houston): 113-103-2  
AT&T Stadium (Dallas): 2-0  
Edward Jones Dome (St. Louis): 0-1  
Ford Field (Detroit): 2-1  
Georgia Dome (Atlanta): 2-1  
Kingdome (Seattle): 1-6  
Lucas Oil Stadium (closed) (Indianapolis): 2-10  
Mercedes-Benz Stadium (closed) (Atlanta): 1-0  
Metrodome (Minneapolis): 1-6  
NRG Stadium (closed) (Houston): 9-7  
RCA Dome (Indianapolis): 4-7  
Silverdome (Detroit): 2-1  
Superdome (New Orleans): 6-3  
U.S. Bank Stadium (Minnesota): 1-0

## HOTTEST/COLDEST GAMES

### SIX HOTTEST GAMES

DATE	OPPONENT	SCORE	WEATHER
9/11/83	at L.A. Raiders	6-20 (L)	96°, clear
9/9/90	at Atlanta	27-47 (L)	94°, partly cloudy
10/7/62	BUFFALO	17-14 (W)	93°, showers
9/14/65	N.Y. JETS	27-21 (W)	93°, sunny
9/15/19	INDIANAPOLIS	17-19 (L)	93°, sunny
10/6/63	at Kansas City	7-28 (L)	92°, sunny

### 15 COLDEST GAMES

DATE	OPPONENT	SCORE	WEATHER
12/18/16	at Kansas City	19-17 (W)	1°, clear (-9° wind chill)
*1/10/04	at New England	14-17 (L)	4°, clear (-10° wind chill)
12/11/77	at Cleveland	19-15 (W)	7°, clear (-7° wind chill)
12/17/89	at Cincinnati	7-61 (L)	9°, overcast (0° wind chill)
*1/19/20	at Kansas City	24-35 (L)	17°, sunny (5° wind chill)
12/8/13	at Denver	28-51 (L)	18°, clear (11° wind chill)
12/26/10	at Kansas City	14-34 (L)	19°, cloudy (10° wind chill)
12/24/22	vs. Houston	14-19 (L)	20°, clear and cold (6° wind chill)
12/17/00	at Cleveland	24-0 (W)	20°, snow (-10° wind chill)
12/14/80	at Green Bay	22-3 (W)	20°, clear (9° wind chill)
*1/6/80	at Pittsburgh	13-27 (L)	22°, part. cloudy (12° wind chill)
12/15/85	at Cleveland	21-28 (L)	22°, overcast (-7° wind chill)
12/18/88	at Cleveland	23-28 (L)	22°, overcast (0° wind chill)
12/16/07	at Kansas City	26-17 (W)	22°, clear (14° wind chill)
12/31/17	vs. Jacksonville	15-10 (W)	23°, clear, (16° wind chill)

\* Playoff game



# PRIMETIME RESULTS

## FRANCHISE RECORD IN PRIMETIME GAMES

Day	Overall	Pct.	Home	Road
Monday Night	27-19	.587	15-9	12-10
Tuesday Night	1-0	1.000	1-0	0-0
Thursday Night	8-12	.400	7-5	1-7
Friday Night	0-1	.000	0-1	0-0
Saturday Night	1-3	.250	0-2	1-1
Sunday Night	12-12	.500	8-5	4-7
<b>Totals</b>	<b>49-47</b>	<b>.510</b>	<b>31-22</b>	<b>18-25</b>

## PRIMETIME GAMES BY DATE

Year	Date	Opponent	Score	W/L
1970	Mon., Dec. 7	CLEVELAND (ABC)	10-21	L
1972	Mon., Oct. 9	OAKLAND (ABC)	0-34	L
1975	Mon., Nov. 24	PITTSBURGH (ABC)	9-32	L
1976	Mon., Nov. 1	at Baltimore (ABC)	14-38	L
1978	Mon., Oct. 23	at Pittsburgh (ABC)	24-17	W
1978	Mon., Nov. 20	MIAMI (ABC)	35-30	W
1979	Mon., Nov. 5	at Miami (ABC)	9-6	W
1979	Mon., Dec. 10	PITTSBURGH (ABC)	20-17	W
1980	Mon., Sept. 15	at Cleveland (ABC)	16-7	W
1980	Mon., Nov. 10	NEW ENGLAND (ABC)	38-34	W
1980	Thurs., Dec. 4	PITTSBURGH (ABC)	6-0	W
1981	Mon., Oct. 26	at Pittsburgh (ABC)	13-26	L
1981	Thur., Dec. 3	CLEVELAND (ABC)	17-13	W
1982	Mon., Dec. 13	DALLAS (ABC)	7-37	L
1988	Sun., Oct. 30	WASHINGTON (ESPN)	41-17	W
1988	Mon., Nov. 7	CLEVELAND (ABC)	24-17	W
1988	Sun., Dec. 4	PITTSBURGH (ESPN)	34-37	L
1989	Mon., Nov. 13	CINCINNATI (ABC)	26-24	W
1989	Sat., Dec. 23	CLEVELAND (ESPN)	20-24	L
1990	Sun., Sept. 16	at Pittsburgh (TNT)	9-20	L
1990	Mon., Nov. 26	BUFFALO (ABC)	27-24	W
1990	Sun., Dec. 30	PITTSBURGH (ESPN)	34-14	W
1991	Sun., Sept. 8	at Cincinnati (TNT)	30-7	W
1991	Mon., Sept. 16	KANSAS CITY (ABC)	17-7	W
1991	Sun., Nov. 17	CLEVELAND (ESPN)	28-24	W
1991	Mon., Dec. 2	PHILADELPHIA (ABC)	6-13	L
1992	Mon., Dec. 7	CHICAGO (ABC)	24-7	W
1992	Sun., Dec. 13	GREEN BAY (ESPN)	14-16	L
1992	Sun., Dec. 27	BUFFALO (ESPN)	27-3	W
1993	Sun., Sept. 5	at New Orleans (TNT)	21-33	L
1993	Mon., Oct. 11	at Buffalo (ABC)	7-35	L
1993	Sun., Nov. 28	PITTSBURGH (ESPN)	23-3	W
1994	Sun., Jan. 2	N.Y. JETS (ESPN)	24-0	W
1994	Mon., Oct. 3	at Pittsburgh (ABC)	14-30	L
1994	Thurs., Oct. 13	CLEVELAND (TNT)	8-11	L
1994	Mon., Oct. 24	at Philadelphia (ABC)	6-21	L
1994	Mon., Nov. 21	N.Y. GIANTS (ABC)	10-13	L
1995	Sun., Nov. 19	at Kansas City (ESPN)	13-20	L
1996	Sun., Oct. 6	at Cincinnati (TNT)	30-27	W*
1997	Thurs., Dec. 4	at Cincinnati (ESPN)	14-41	L
1998	Sun., Nov. 8	at Tampa Bay (ESPN)	31-22	W
1999	Sun., Nov. 7	at Miami (ESPN)	0-17	L
1999	Thurs., Dec. 9	OAKLAND (ESPN)	21-14	W
2000	Sun., Sept. 3	at Buffalo (ESPN)	13-16	L
2000	Mon., Oct. 16	JACKSONVILLE (ABC)	27-13	W
2000	Mon., Oct. 30	at Washington (ABC)	27-21	W
2000	Mon., Dec. 25	DALLAS (ABC)	31-0	W
2001	Sun., Sept. 9	MIAMI (ESPN)	23-31	L
2001	Mon., Oct. 29	at Pittsburgh (ABC)	7-34	L
2001	Mon., Nov. 12	BALTIMORE (ABC)	10-16	L
2001	Sat., Dec. 22	at Oakland (ABC)	13-10	W
2002	Mon., Dec. 16	NEW ENGLAND (ABC)	24-7	W
2003	Sun., Sept. 7	OAKLAND (ESPN)	25-20	W
2003	Mon., Dec. 1	at New York Jets (ABC)	17-24	L
2004	Mon., Oct. 11	at Green Bay (ABC)	48-27	W
2004	Mon., Dec. 13	KANSAS CITY (ABC)	38-49	L
2004	Sat., Dec. 25	DENVER (ESPN)	16-37	L
2007	Mon., Sept. 24	at New Orleans (ESPN)	31-14	W
2007	Mon., Nov. 19	at Denver (ESPN)	20-34	L
2007	Sun., Dec. 30	at Indianapolis (NBC)	16-10	W
2008	Mon., Oct. 27	INDIANAPOLIS (ESPN)	31-21	W
2009	Thurs., Sept. 10	at Pittsburgh (NBC)	10-13	L*
2009	Sun., Oct. 11	INDIANAPOLIS (NBC)	9-31	L

2009	Mon., Nov. 23	at Houston (ESPN)	20-17	W
2009	Fri., Dec. 25	SAN DIEGO (NFLN)	17-42	L
2010	Mon., Oct. 18	at Jacksonville (ESPN)	30-3	W
2010	Thurs., Dec. 9	INDIANAPOLIS (NFLN)	28-30	L
2012	Thurs., Oct. 11	PITTSBURGH (NFLN)	26-23	W
2012	Mon., Dec. 17	N.Y. JETS (ESPN)	14-10	W
2013	Thurs., Nov. 14	INDIANAPOLIS (NFLN)	27-30	L
2014	Mon., Nov. 17	PITTSBURGH (ESPN)	24-27	L
2014	Thurs., Dec. 18	at Jacksonville (NFLN)	13-21	L
2015	Thurs., Nov. 19	at Jacksonville (NFLN)	13-19	L
2016	Thurs., Oct. 27	JACKSONVILLE (NFLN)	36-22	W
2017	Mon., Oct. 16	INDIANAPOLIS (ESPN)	36-22	W
2017	Thurs., Nov. 16	at Pittsburgh (NBC/NFLN)	17-40	L
2018	Mon., Nov. 5	at Dallas (ESPN)	28-14	W
2018	Mon., Nov. 26	at Houston (ESPN)	17-34	L
2018	Thurs., Dec. 6	JACKSONVILLE (FOX/NFLN)	30-9	W
2018	Sun., Dec. 30	INDIANAPOLIS (NBC)	17-33	L
2019	Thurs., Sept. 19	at Jacksonville (NFLN)	7-20	L
2020	Mon., Sept. 14	at Denver (ESPN)	16-14	W
2020	Tues., Oct. 13	BUFFALO (CBS)	42-16	W
2020	Thurs., Nov. 12	INDIANAPOLIS (FOX/NFLN)	17-34	L
2020	Sun., Dec. 27	at Green Bay (NBC)	14-40	L
2021	Mon., Oct. 18	BUFFALO (ESPN)	34-31	W
2021	Sun., Nov. 7	at L.A. Rams (NBC)	28-16	W
2021	Thurs., Dec. 23	SAN FRANCISCO (NFLN)	20-17	W
2022	Mon., Sept. 19	at Buffalo (ESPN)	7-41	L
2022	Sun., Nov. 6	at Kansas City (NBC)	17-20	L*
2022	Thurs., Nov. 17	at Green Bay (Prime Video)	27-17	W
2022	Thurs., Dec. 29	DALLAS (Prime Video)	13-27	L
2022	Sat., Jan. 7	at Jacksonville (ESPN/ABC)	16-20	L
2023	Thurs., Nov. 2	at Pittsburgh (Prime Video)	16-20	L
2023	Mon., Dec. 11	at Miami (ESPN)	28-27	W
2024	Mon., Sept. 30	at Miami (ESPN)	31-12	W

## BY DAY OF WEEK

### Tuesday Night Games (1-0)

2020	Oct. 13	BUFFALO (CBS)	42-16	W
------	---------	---------------	-------	---

### Thursday Night Games (8-12)

1980	Dec. 4	PITTSBURGH (ABC)	6-0	W
1981	Dec. 3	CLEVELAND (ABC)	17-13	W
1994	Oct. 13	CLEVELAND (TNT)	8-11	L
1997	Dec. 4	at Cincinnati (ESPN)	14-41	L
1999	Dec. 9	OAKLAND (ESPN)	21-14	W
2009	Sept. 10	at Pittsburgh (NBC)	10-13	L*
2010	Dec. 9	INDIANAPOLIS (NFLN)	28-30	L
2012	Oct. 11	PITTSBURGH (NFLN)	26-23	W
2013	Nov. 14	INDIANAPOLIS (NFLN)	27-30	L
2014	Dec. 18	at Jacksonville (NFLN)	13-21	L
2015	Nov. 19	at Jacksonville (NFLN)	13-19	L
2016	Oct. 27	JACKSONVILLE (NFLN)	36-22	W
2017	Nov. 16	at Pittsburgh (NBC/NFLN)	17-40	L
2018	Dec. 6	JACKSONVILLE (FOX/NFLN)	30-9	W
2019	Sept. 19	at Jacksonville (NFLN)	7-20	L
2020	Nov. 12	INDIANAPOLIS (FOX/NFLN)	17-34	L
2021	Dec. 23	SAN FRANCISCO (NFLN)	20-17	W
2022	Nov. 17	at Green Bay (Prime Video)	27-17	W
2022	Dec. 29	DALLAS (Prime Video)	13-27	L
2023	Nov. 2	at Pittsburgh (Prime Video)	16-20	L

### Friday Night Games (0-1)

2009	Dec. 25	SAN DIEGO (NFLN)	17-42	L
------	---------	------------------	-------	---

### Saturday Night Games (1-2)

1989	Dec. 23	CLEVELAND (ESPN)	20-24	L
2001	Dec. 22	at Oakland (ABC)	13-10	W
2004	Dec. 25	DENVER (ESPN)	16-37	L
2022	Jan. 7	at Jacksonville (ESPN/ABC)	16-20	L

### Sunday Night Games (12-11)

1988	Oct. 30	WASHINGTON (ESPN)	41-17	W
1988	Dec. 4	PITTSBURGH (ESPN)	34-37	L
1990	Sept. 16	at Pittsburgh (TNT)	9-20	L
1990	Dec. 30	PITTSBURGH (ESPN)	34-14	W
1991	Sept. 8	at Cincinnati (TNT)	30-7	W
1991	Nov. 17	CLEVELAND (ESPN)	28-24	W



## PRIMETIME RESULTS

1992	Dec. 13	GREEN BAY (ESPN)	14-16	L	1990	Nov. 26	BUFFALO (ABC)	27-24	W
1992	Dec. 27	BUFFALO (ESPN)	27-3	W	1991	Sept. 16	KANSAS CITY (ABC)	17-7	W
1993	Sept. 5	at New Orleans (TNT)	21-33	L	1991	Dec. 2	PHILADELPHIA (ABC)	6-13	L
1993	Nov. 28	PITTSBURGH (ESPN)	23-3	W	1992	Dec. 7	CHICAGO (ABC)	24-7	W
1994	Jan. 2	N.Y. JETS (ESPN)	24-0	W	1993	Oct. 11	at Buffalo (ABC)	7-35	L
1995	Nov. 19	at Kansas City (ESPN)	13-20	L	1994	Oct. 3	at Pittsburgh (ABC)	14-30	L
1996	Oct. 6	at Cincinnati (TNT)	30-27	W*	1994	Oct. 24	at Philadelphia (ABC)	6-21	L
1998	Nov. 8	at Tampa Bay (ESPN)	31-22	W	1994	Nov. 21	N.Y. GIANTS (ABC)	10-13	L
1999	Nov. 7	at Miami (ESPN)	0-17	L	2000	Oct. 16	JACKSONVILLE (ABC)	27-13	W
2000	Sept. 3	at Buffalo (ESPN)	13-16	L	2000	Oct. 30	at Washington (ABC)	27-21	W
2001	Sept. 9	MIAMI (ESPN)	23-31	L	2000	Dec. 25	DALLAS (ABC)	31-0	W
2003	Sept. 7	OAKLAND (ESPN)	25-20	W	2001	Oct. 29	at Pittsburgh (ABC)	7-34	L
2007	Dec. 30	at Indianapolis (NBC)	16-10	W	2001	Nov. 12	BALTIMORE (ABC)	10-16	L
2009	Oct. 11	INDIANAPOLIS (NBC)	9-31	L	2002	Dec. 16	NEW ENGLAND (ABC)	24-7	W
2018	Dec. 30	INDIANAPOLIS (NBC)	17-33	L	2003	Dec. 1	at New York Jets (ABC)	17-24	L
2020	Dec. 27	at Green Bay (NBC)	14-40	L	2004	Oct. 11	at Green Bay (ABC)	48-27	W
2021	Nov. 7	at L.A. Rams (NBC)	28-16	W	2004	Dec. 13	KANSAS CITY (ABC)	38-49	L
2022	Nov. 6	at Kansas City (NBC)	17-20	L*	2007	Sept. 24	at New Orleans (ESPN)	31-14	W
<b>Monday Night Football (26-19)</b>					2007	Nov. 19	at Denver (ESPN)	20-34	L
1970	Dec. 7	CLEVELAND (ABC)	10-21	L	2008	Oct. 27	INDIANAPOLIS (ESPN)	31-21	W
1972	Oct. 9	OAKLAND (ABC)	0-34	L	2009	Nov. 23	at Houston (ESPN)	20-17	W
1975	Nov. 24	PITTSBURGH (ABC)	9-32	L	2010	Oct. 18	at Jacksonville (ESPN)	30-3	W
1976	Nov. 1	at Baltimore (ABC)	14-38	L	2012	Dec. 17	N.Y. JETS (ESPN)	14-10	W
1978	Oct. 23	at Pittsburgh (ABC)	24-17	W	2014	Nov. 17	PITTSBURGH (ESPN)	24-27	L
1978	Nov. 20	MIAMI (ABC)	35-30	W	2017	Oct. 16	INDIANAPOLIS (ESPN)	36-22	W
1979	Nov. 5	at Miami (ABC)	9-6	W	2018	Nov. 5	at Dallas (ESPN)	28-14	W
1979	Dec. 10	PITTSBURGH (ABC)	20-17	W	2018	Nov. 26	at Houston (ESPN)	17-34	L
1980	Sept. 15	at Cleveland (ABC)	16-7	W	2020	Sept. 14	at Denver (ESPN)	16-14	W
1980	Nov. 10	NEW ENGLAND (ABC)	38-34	W	2021	Oct. 18	BUFFALO (ESPN)	34-31	W
1981	Oct. 26	at Pittsburgh (ABC)	13-26	L	2022	Sept. 19	at Buffalo (ESPN)	7-41	L
1982	Dec. 13	DALLAS (ABC)	7-37	L	2023	Dec. 11	at Miami (ESPN)	28-27	W
1988	Nov. 7	CLEVELAND (ABC)	24-17	W	2024	Sept. 30	at Miami (ESPN)	31-12	W
1989	Nov. 13	CINCINNATI (ABC)	26-24	W					

\* Overtime



The Titans beat the Miami Dolphins on Monday Night Football on Dec. 11, 2023. Rookie Tyjae Spears totaled 118 scrimmage yards.



## ALL-TIME OFFENSIVE YARDS AND RANKINGS

Year	Total Plays	First Downs	Rush Yards (Rank)	Net Pass Yards (Rank)	Total Yards (Rank)	Total Points
1960	930	262	1,565 (3)	3,371 (1)	4,936 (1)	379
1961	964	293	1,896 (2)	4,392 (1)	6,288 (1)	513
1962	943	266	1,742 (4)	3,229 (2)	4,971 (2)	387
1963	870	254	1,210 (7)	3,222 (1)	4,432 (4)	302
1964	942	284	1,347 (7)	3,527 (2)	4,874 (4)	310
1965	905	227	1,178 (7)	2,813 (2)	3,991 (5)	298
1966	926	246	1,515 (5)	2,897 (4)	4,412 (7)	335
1967	828	207	2,122 (1)	1,381 (9)	3,503 (8)	258
1968	905	240	1,804 (4)	2,548 (4)	4,352 (5)	303
1969	965	256	1,706 (5)	2,825 (2)	4,531 (4)	278
1970	922	232	1,556 (19)	2,506 (7)	4,062 (10)	217
1971	815	201	1,106 (26)	2,409 (6)	3,515 (22)	251
1972	817	183	1,518 (23)	1,673 (23)	3,191 (26)	164
1973	840	193	1,388 (26)	1,919 (16)	3,307 (24)	199
1974	817	200	1,361 (26)	1,977 (20)	3,338 (24)	236
1975	900	234	2,068 (12)	1,869 (23)	3,937 (19)	293
1976	878	199	1,498 (27)	2,072 (15)	3,570 (24)	222
1977	879	228	1,989 (14)	1,875 (17)	3,864 (18)	299
1978	993	276	2,476 (6)	2,338 (18)	4,814 (16)	283
1979	1,034	268	2,571 (4)	2,256 (25)	4,827 (22)	362
1980	1,063	329	2,635 (2)	3,007 (17)	5,642 (4)	295
1981	947	241	1,734 (23)	2,777 (23)	4,511 (27)	281
1982	551	138	799 (26)	1,574 (19)	2,373 (28)	136
1983	1,033	295	1,998 (18)	2,902 (23)	4,900 (24)	288
1984	969	284	1,656 (23)	3,228 (17)	4,884 (23)	240
1985	998	270	1,570 (25)	3,082 (19)	4,652 (24)	284
1986	1,089	299	1,700 (19)	3,449 (13)	5,149 (16)	274
1987	998	294	1,923 (14)	3,300 (7)	5,223 (8)	345
1988	1,010	308	2,249 (4t)	2,956 (22)	5,205 (14)	424
1989	1,028	327	1,928 (12)	3,499 (10)	5,427 (9)	365
1990	1,006	376	1,417 (24)	4,805 (1)	6,222 (1)	405
1991	1,022	353	1,366 (23)	4,621 (1)	5,987 (2)	386
1992	958	339	1,626 (18)	4,029 (1)	5,655 (3)	352
1993	1,066	330	1,792 (12)	3,866 (3)	5,658 (3)	368
1994	1,036	278	1,682 (12)	2,799 (25)	4,481 (26)	226
1995	1,046	295	1,664 (18)	3,241 (19)	4,905 (23)	348
1996	972	287	1,950 (6)	3,098 (21)	5,048 (18)	345
1997	993	288	2,414 (3)	2,505 (29)	4,919 (18)	333
1998	1,016	308	1,970 (9)	3,291 (15)	5,261 (9)	330
1999	1,011	294	1,811 (13)	3,479 (13t)	5,290 (13)	392
2000	1,036	299	2,084 (7)	3,266 (16)	5,350 (14)	346
2001	1,026	288	1,794 (12)	3,558 (8t)	5,352 (8)	336
2002	1,032	312	1,952 (11)	3,320 (20)	5,272 (17)	367
2003	1,013	310	1,623 (26)	3,878 (5)	5,501 (8)	435
2004	1,053	308	1,871 (14)	3,616 (10)	5,487 (11)	344
2005	1,022	279	1,525 (23)	3,597 (9)	5,122 (17)	299
2006	945	261	2,214 (5)	2,596 (30)	4,810 (27)	324
2007	1,037	306	2,109 (5)	2,878 (27)	4,987 (21)	301
2008	973	268	2,199 (7)	2,819 (27)	5,018 (21)	375
2009	990	288	2,592 (2)	3,031 (23)	5,623 (12)	354
2010	907	252	1,727 (17)	3,107 (25)	4,834 (27)	356
2011	984	281	1,438 (31)	3,923 (12)	5,361 (17)	325
2012	957	260	1,687 (21)	3,323 (22)	5,010 (26)	330
2013	1,032	311	1,894 (14)	3,496 (21)	5,390 (22)	362
2014	919	258	1,447 (26)	3,412 (22)	4,859 (29)	254
2015	976	298	1,485 (25)	3,503 (25t)	4,988 (30)	299
2016	1,008	322	2,187 (3)	3,541 (25)	5,728 (11)	381
2017	974	290	1,833 (15)	3,191 (23)	5,024 (23)	334
2018	938	289	2,023 (7)	2,975 (29)	4,998 (25)	310
2019	949	317	2,223 (3)	3,582 (21)	5,805 (12)	402
2020	1,031	381	2,690 (2)	3,653 (23)	6,343 (2t)	491
2021	1,133	362	2,404 (5)	3,418 (24)	5,822 (17)	419
2022	992	277	2,131 (13)	2,914 (30)	5,045 (30)	298
2023	1,002	298	1,846 (17)	3,067 (29)	4,913 (28)	305



## ALL-TIME DEFENSIVE YARDS AND RANKINGS

Year	Total Plays	First Downs	Rush Yards (Rank)	Net Pass Yards (Rank)	Total Yards (Rank)	Total Points
1960	995	282	1,027 (2)	3,874 (8)	4,901 (6)	285
1961	899	235	1,634 (6)	2,391 (2)	4,025 (2)	242
1962	880	217	1,569 (3)	2,561 (2)	4,130 (2)	270
1963	873	256	1,710 (7)	2,606 (3)	4,316 (6)	372
1964	896	267	1,961 (7)	3,280 (6)	5,241 (8)	355
1965	946	271	2,683 (8)	2,470 (2)	5,153 (8)	429
1966	881	244	1,833 (7)	3,162 (8)	4,995 (9)	396
1967	910	233	1,637 (7)	2,418 (3)	4,055 (4)	199
1968	854	198	1,704 (4)	1,671 (1)	3,375 (1)	248
1969	833	183	1,556 (5)	2,217 (2)	3,773 (2)	279
1970	840	227	1,793 (17)	2,605 (24)	4,398 (25)	352
1971	880	237	1,723 (11)	2,072 (10)	3,795 (9)	330
1972	894	263	2,591 (25)	2,143 (11)	4,734 (23)	380
1973	929	274	2,410 (23)	2,237 (20)	4,647 (24)	447
1974	919	268	2,050 (19)	2,375 (20)	4,425 (22)	282
1975	952	264	1,680 (3)	2,457 (17)	4,137 (11)	226
1976	935	226	2,072 (16)	1,915 (8)	3,987 (10)	273
1977	933	247	1,815 (10)	2,142 (20)	3,957 (14)	230
1978	1,021	292	2,072 (9)	2,842 (24)	4,914 (17t)	298
1979	1,038	304	2,225 (17)	2,765 (14)	4,990 (13)	331
1980	932	259	1,811 (8)	2,801 (4)	4,612 (5)	251
1981	1,084	325	2,411 (24)	3,315 (17)	5,726 (24)	355
1982	613	187	1,225 (23)	2,213 (25)	3,438 (28)	245
1983	1,031	332	2,787 (28)	2,845 (4)	5,632 (22)	460
1984	1,075	345	2,789 (28)	3,179 (11)	5,968 (27)	437
1985	1,091	356	2,814 (28)	3,341 (18)	6,155 (27)	412
1986	1,054	285	2,035 (20)	2,999 (8)	5,034 (13)	329
1987	976	287	1,848 (17)	3,145 (17)	4,993 (17)	349
1988	985	304	1,592 (4)	3,266 (13)	4,858 (8)	365
1989	940	314	1,669 (9)	3,542 (17)	5,211 (13)	412
1990	890	279	1,575 (8)	3,060 (14)	4,635 (11)	307
1991	984	280	1,540 (6)	3,208 (14)	4,748 (9)	251
1992	907	254	1,634 (9)	2,577 (3)	4,211 (3)	258
1993	1,003	289	1,273 (1)	3,601 (23)	4,874 (14)	238
1994	971	275	2,120 (28)	2,795 (2)	4,915 (9)	352
1995	983	267	1,526 (8)	3,125 (3)	4,651 (5)	324
1996	956	271	1,385 (2)	3,225 (13)	4,610 (6)	319
1997	992	292	1,573 (4)	3,658 (27)	5,231 (22)	310
1998	955	279	1,610 (9t)	3,511 (20)	5,121 (16)	320
1999	994	300	1,550 (10)	3,695 (25)	5,245 (17)	324
2000	908	215	1,390 (3)	2,423 (1)	3,813 (1)	191
2001	996	300	1,431 (5)	4,084 (31)	5,515 (25)	388
2002	974	297	1,424 (2)	3,540 (25)	4,964 (10)	324
2003	926	275	1,295 (1)	3,606 (30)	4,901 (12)	324
2004	977	318	1,917 (18)	3,807 (26)	5,724 (27)	439
2005	960	294	1,894 (22)	3,216 (17)	5,110 (19)	421
2006	1,062	329	2,313 (30)	3,602 (27)	5,915 (32)	400
2007	978	268	1,478 (5)	3,187 (10)	4,665 (5)	297
2008	1,022	276	1,502 (6)	3,196 (9)	4,698 (7)	234
2009	1,038	323	1,711 (10t)	4,139 (31)	5,850 (28)	402
2010	1,139	356	1,851 (20)	4,032 (29)	5,883 (26)	339
2011	1,080	324	2,053 (24)	3,629 (14)	5,682 (T-18)	317
2012	1,086	358	2,035 (24)	3,964 (26)	5,999 (27)	471
2013	1,027	329	1,795 (20)	3,612 (11)	5,407 (14)	381
2014	1,099	357	2,195 (31)	3,773 (15)	5,968 (27)	438
2015	1,003	317	1,797 (18)	3,678 (7)	5,475 (12)	423
2016	1,031	324	1,413 (2)	4,307 (30)	5,720 (20)	378
2017	1,046	323	1,420 (4)	3,828 (25)	5,248 (13)	356
2018	1,001	298	1,863 (18)	3,471 (6)	5,334 (8)	303
2019	1,056	335	1,672 (12)	4,080 (24)	5,752 (21)	331
2020	1,076	391	1,933 (19)	4,439 (29)	6,372 (28)	439
2021	1,039	331	1,438 (2)	4,169 (25)	5,607 (12)	354
2022	1,100	339	1,307 (1)	4,671 (32)	5,978 (23)	359
2023	1,096	334	1,831 (13)	3,866 (18)	5,697 (18)	367





## ALL-TIME REGULAR SEASON ATTENDANCE TOTALS

YEARLY TOTALS				HOME TOTALS				AWAY TOTALS			
Year	Attendance	Games	Average	Year	Attendance	Games	Average	Year	Attendance	Games	Average
1960	272,940	14	19,496	1960	140,136	7	20,019	1960	132,804	7	18,972
1961	316,379	14	22,599	1961	195,024	7	27,861	1961	121,355	7	17,336
1962	295,108	14	21,079	1962	200,285	7	28,612	1962	94,823	7	13,546
1963	337,235	14	24,088	1963	163,372	7	23,339	1963	173,863	7	24,838
1964	327,284	14	23,377	1964	141,777	7	20,254	1964	185,507	7	26,501
1965	450,249	14	32,161	1965	240,857	7	34,408	1965	209,392	7	29,913
1966	411,555	14	29,397	1966	177,896	7	25,414	1966	233,659	7	33,380
1967	447,385	14	31,956	1967	185,129	7	26,447	1967	262,256	7	37,465
1968	569,255	14	40,661	1968	283,383	7	40,483	1968	285,872	7	40,839
1969	599,862	14	42,847	1969	309,420	7	44,203	1969	290,442	7	41,492
1970	659,432	14	47,102	1970	294,425	7	42,061	1970	365,007	7	52,144
1971	658,611	14	47,044	1971	289,954	7	41,422	1971	368,657	7	52,665
1972	684,790	14	48,914	1972	285,851	7	40,836	1972	398,939	7	56,991
1973	593,244	14	42,375	1973	219,386	7	31,341	1973	373,858	7	53,408
1974	614,609	14	43,901	1974	237,403	7	33,915	1974	377,206	7	53,887
1975	718,775	14	51,341	1975	336,458	7	48,065	1975	382,317	7	54,617
1976	713,217	14	50,944	1976	331,895	7	47,414	1976	381,322	7	54,475
1977	721,334	14	51,524	1977	345,820	7	49,403	1977	375,514	7	53,645
1978	872,727	16	54,545	1978	411,652	8	51,457	1978	461,075	8	57,634
1979	855,514	16	53,470	1979	396,580	8	49,573	1979	458,934	8	57,367
1980	898,625	16	56,164	1980	398,699	8	49,837	1980	499,926	8	62,491
1981	845,112	16	52,280	1981	355,259	8	44,407	1981	489,853	8	61,232
1982	402,513	9	44,724	1982	200,340	5	40,068	1982	202,173	4	50,543
1983	707,215	16	44,201	1983	321,440	8	40,180	1983	385,775	8	48,222
1984	707,644	16	44,228	1984	323,533	8	40,442	1984	384,111	8	48,014
1985	734,041	16	45,878	1985	329,445	8	41,181	1985	404,596	8	50,575
1986	693,294	16	43,331	1986	303,786	8	37,973	1986	389,508	8	48,689
1987	685,703	15	45,714	1987	259,875	7	37,125	1987	425,828	8	53,229
1988	845,396	16	52,838	1988	365,981	8	45,748	1988	479,415	8	59,927
1989	889,424	16	55,589	1989	451,027	8	56,378	1989	438,397	8	54,800
1990	917,819	16	57,364	1990	449,275	8	56,159	1990	468,544	8	58,568
1991	921,346	16	57,584	1991	482,726	8	60,341	1991	438,620	8	54,828
1992	965,366	16	60,335	1992	479,428	8	59,928	1992	485,938	8	60,743
1993	944,071	16	59,004	1993	452,522	8	56,565	1993	491,549	8	61,444
1994	822,738	16	51,421	1994	353,514	8	44,189	1994	469,224	8	58,653
1995	764,253	16	47,766	1995	288,860	8	36,108	1995	475,393	8	59,424
1996	604,633	16	37,790	1996	254,600	8	31,825	1996	350,033	8	43,754
1997	683,765	16	42,735	1997	224,757	8	28,095	1997	459,008	8	57,376
1998	791,806	16	49,487	1998	299,555	8	37,444	1998	492,251	8	61,531
1999	1,017,727	16	63,608	1999	528,890	8	66,111	1999	488,837	8	61,105
2000	1,097,039	16	68,565	2000	547,524	8	68,441	2000	549,515	8	68,689
2001	1,089,472	16	68,092	2001	550,393	8	68,799	2001	539,079	8	67,385
2002	1,050,989	16	65,687	2002	550,437	8	68,805	2002	500,552	8	62,569
2003	1,087,279	16	67,955	2003	550,472	8	68,809	2003	536,807	8	67,101
2004	1,051,730	16	65,733	2004	551,210	8	68,901	2004	500,520	8	62,565
2005	1,059,178	16	66,199	2005	553,192	8	69,149	2005	505,986	8	63,248
2006	1,097,073	16	68,567	2006	553,144	8	69,143	2006	543,929	8	67,991
2007	1,098,921	16	68,683	2007	553,144	8	69,143	2007	545,777	8	68,222
2008	1,088,061	16	68,004	2008	553,144	8	69,143	2008	534,917	8	66,865
2009	1,086,095	16	67,881	2009	553,144	8	69,143	2009	532,951	8	66,619
2010	1,115,265	16	69,704	2010	553,144	8	69,143	2010	562,121	8	70,265
2011	1,077,697	16	67,356	2011	553,144	8	69,143	2011	524,553	8	65,569
2012	1,070,701	16	66,919	2012	553,144	8	69,143	2012	517,557	8	64,695
2013	1,057,807	16	66,113	2013	553,144	8	69,143	2013	504,663	8	63,083
2014	1,096,866	16	68,554	2014	553,144	8	69,143	2014	543,722	8	67,965
2015	1,045,359	16	65,335	2015	498,435	8	62,304	2015	546,924	8	68,366
2016	1,016,507	16	63,532	2016	517,273	8	63,532	2016	499,234	8	62,404
2017	1,040,119	16	65,007	2017	525,214	8	65,652	2017	514,905	8	64,363
2018	1,092,094	16	68,256	2018	516,161	8	64,520	2018	575,933	8	71,992
2019	1,047,496	16	65,469	2019	516,074	8	64,509	2019	531,422	8	66,428
2020	135,103	16	8,444	2020	84,527	8	10,566	2020	50,576	8	6,322
2021	1,137,282	17	66,899	2021	617,102	9	68,567	2021	520,180	8	65,023
2022	1,166,846	17	68,638	2022	548,929	8	68,616	2022	617,917	9	68,657
2023	1,119,991	17	65,882	2023	583,307	9*	64,812	2023	536,684	8	67,086
<b>Totals</b>	<b>52,086,966</b>	<b>983</b>	<b>52,988</b>	<b>Totals</b>	<b>25,098,761</b>	<b>492</b>	<b>51,014</b>	<b>Totals</b>	<b>26,988,205</b>	<b>491</b>	<b>54,966</b>







**TENNESSEE TITANS**  
**UPDATED RECORDS**



## ALL-PRO AND PRO BOWL LEADERS

### Most Associated Press First-Team All-Pro Seasons

Bruce Matthews, 7  
 Tony Banfield, 3  
 Charlie Hennigan, 3  
 Al Jamison, 3  
 Bob Talamini, 3  
 George Webster, 3  
 Robert Brazile, 2  
 Kevin Byard, 2  
 Miller Farr, 2  
 Don Floyd, 2  
 Leon Gray, 2  
 Albert Haynesworth, 2  
 Mike Munchak, 2

### Most Pro Bowl Seasons

(AFL All-Star Game 1962-70; AFC-NFC Pro Bowl 1971-present)

Bruce Matthews, 14  
 Mike Munchak, 9  
 Elvin Bethea, 8  
 Robert Brazile, 7  
 Warren Moon, 6  
 Bob Talamini, 6  
 Earl Campbell, 5  
 Jurrell Casey, 5  
 Ray Childress, 5  
 Charlie Hennigan, 5  
 Ken Houston, 5  
 Blaine Bishop, 4  
 Curley Culp, 4  
 Eddie George, 4  
 Derrick Henry, 4  
 Tony Banfield, 3  
 George Blanda, 3  
 Miller Farr, 3  
 Fred Glick, 3  
 Ed Husmann, 3  
 Haywood Jeffires, 3  
 Chris Johnson, 3  
 Jevon Kearse, 3  
 Brett Kern, 3  
 Taylor Lewan, 3  
 Steve McNair, 3  
 Jim Norton, 3  
 Bob Schmidt, 3  
 Delanie Walker, 3  
 George Webster, 3  
 Frank Wycheck, 3

### Most Consecutive Pro Bowl Seasons

(AFL All-Star Game 1962-70; AFC-NFC Pro Bowl 1971-present)

Bruce Matthews, 14  
 Robert Brazile, 7  
 Mike Munchak, 7  
 Warren Moon, 6  
 Bob Talamini, 6  
 Jurrell Casey, 5  
 Charlie Hennigan, 5  
 Earl Campbell, 4  
 Ray Childress, 4  
 Curley Culp, 4  
 Eddie George, 4  
 Tony Banfield, 3  
 Blaine Bishop, 3  
 George Blanda, 3  
 Miller Farr, 3  
 Fred Glick, 3  
 Ed Husmann, 3  
 Haywood Jeffires, 3  
 Chris Johnson, 3  
 Jevon Kearse, 3  
 Brett Kern, 3  
 Taylor Lewan, 3  
 Bob Schmidt, 3  
 Delanie Walker, 3  
 George Webster, 3  
 Frank Wycheck, 3

## ALL-TIME REGULAR SEASON LEAGUE LEADERS

### Rushing Yards

2020: Derrick Henry, 378-2,027  
 2019: Derrick Henry, 303-1,540  
 2009: Chris Johnson, 358-2,006  
 1980: Earl Campbell, 373-1,934  
 1979: Earl Campbell, 368-1,697  
 1978: Earl Campbell\*, 302-1,450  
 1961: Billy Cannon, 200-948

### Passing Touchdowns

1990: Warren Moon, 33  
 1961: George Blanda, 36

### Passer Rating

2019: Ryan Tannehill, 117.5  
 2003: Steve McNair, 100.4

### Receptions

1991: Haywood Jeffires, 100  
 1964: Charlie Hennigan, 101

### Receiving Yards

1975: Ken Burrough, 1,063  
 1964: Charlie Hennigan, 1,546  
 1961: Charlie Hennigan, 1,746

### Touchdowns

1979: Earl Campbell, 19 (19r)  
 1961: Bill Groman, 18 (1r, 17p)

### Interceptions

2017: Kevin Byard, 8  
 1979: Mike Reinfeldt, 12  
 1967: Miller Farr, 10  
 1965: W.K. Hicks, 9  
 1963: Fred Glick, 12

### Punting (Gross Average)

2023: **Ryan Stonehouse**, 53.1  
 2022: **Ryan Stonehouse**, 53.1  
 2017: Brett Kern, 49.7  
 1998: Craig Hentrich, 47.2  
 1993: Greg Montgomery, 45.6  
 1992: Greg Montgomery, 46.9

### Punt Returns

2006: Pacman Jones, 12.9  
 1977: Billy Johnson, 15.4  
 1975: Billy Johnson, 15.3  
 1964: Bobby Jancik, 18.3

### Kickoff Returns

2018: Darius Jennings, 31.7  
 1967: Zeke Moore\*, 28.9  
 1963: Bobby Jancik, 29.3  
 1962: Bobby Jancik\*, 30.3  
 1960: Ken Hall, 31.3

### Field Goals (Percentage)

2023: **Nick Folk**, 96.7 (29 of 30)  
 1980: Toni Fritsch, 79.2 (19 of 24)  
 1979: Toni Fritsch, 84.0 (21 of 25)  
 1977: Toni Fritsch, 75.0 (12 of 16)

\* Rookie



## ALL-TIME TEAM LEADERS BY CATEGORY

Rookie seasons in italics

### CAREER RUSHING YARDS

Player	Years	Att	Yds	Avg	Lg	TD
1. Eddie George	1996-03	2,733	10,009	3.7	76	64
2. Derrick Henry	2016-23	2,030	9,502	4.7	99t	90
3. Earl Campbell	1978-84	1,979	8,574	4.3	81t	73
4. Chris Johnson	2008-13	1,742	7,965	4.6	94t	50
5. Lorenzo White	1988-94	1,000	4,079	4.1	44	29
6. Hoyle Granger	1966-70,72	773	3,514	4.5	69t	18
7. Steve McNair (QB)	1995-05	614	3,439	5.6	71t	36
8. Mike Rozier	1985-90	910	3,426	3.8	41	27
9. Charles Tolar	1960-66	907	3,277	3.6	40	21
10. Ronnie Coleman	1974-81	700	2,769	4.0	46t	16
11. Chris Brown	2003-07	643	2,757	4.3	52	16
12. LenDale White	2006-09	628	2,349	3.7	80t	24
13. Allen Pinkett	1986-91	561	2,324	4.1	60	21
14. Gary Brown	1991-95	477	2,115	4.4	39t	12
15. Fred Willis	1972-76	603	2,114	3.5	44	11
16. Billy Cannon	1960-63	512	2,111	4.1	64	14
17. DeMarco Murray	2016-17	477	1,946	4.1	75t	15
18. Rodney Thomas	1995-00	495	1,847	3.7	74t	12
19. Rob Carpenter	1977-81	433	1,788	4.1	77	12
20. Larry Moriarty	1983-86	415	1,624	3.9	80	13

### SEASON RUSHING YARDS

Player	Year	Att	Yds	Avg	Lg	TD
1. Derrick Henry	2020	378	2,027	5.4	94t	17
2. Chris Johnson	2009	358	2,006	5.6	91t	14
3. Earl Campbell	1980	373	1,934	5.2	55t	13
4. Earl Campbell	1979	368	1,697	4.6	61t	19
5. Derrick Henry	2019	303	1,540	5.1	74t	16
6. Derrick Henry	2022	349	1,538	4.4	56	13
7. Eddie George	2000	403	1,509	3.7	35t	14
8. <i>Earl Campbell</i>	<i>1978</i>	<i>302</i>	<i>1,450</i>	<i>4.8</i>	<i>81t</i>	<i>13</i>
9. Eddie George	1997	357	1,399	3.9	30	6
10. Earl Campbell	1981	361	1,376	3.8	43	10
11. <i>Eddie George</i>	<i>1996</i>	<i>335</i>	<i>1,368</i>	<i>4.1</i>	<i>76</i>	<i>8</i>
12. Chris Johnson	2010	316	1,364	4.3	76t	11
13. Eddie George	1999	320	1,304	4.1	40	9
14. Earl Campbell	1983	322	1,301	4.0	42	12
15. Eddie George	1998	348	1,294	3.7	37t	5
16. DeMarco Murray	2016	293	1,287	4.4	75t	9
17. Chris Johnson	2012	276	1,243	4.5	94t	6
18. <i>Chris Johnson</i>	<i>2008</i>	<i>251</i>	<i>1,228</i>	<i>4.9</i>	<i>66t</i>	<i>9</i>
19. Lorenzo White	1992	265	1,226	4.6	44	7
20. Travis Henry	2006	270	1,211	4.5	70t	7

### CAREER PASSING YARDS

Player	Years	Att	Cmp	Pct	Yds	Y/A	TD	Int	Lg	Sk	Lst	Rate
1. Warren Moon	1984-93	4,546	2,632	57.9	33,685	7.41	196	166	87t	315	2,403	80.4
2. Steve McNair	1995-05	3,871	2,305	59.5	27,141	7.01	156	103	83t	229	1,398	83.3
3. George Blanda	1960-66	2,784	1,347	48.4	19,149	6.88	165	189	95	-	-	62.5
4. Dan Pastorini	1971-79	2,768	1,426	51.5	16,864	6.09	96	139	85t	222	1,977	61.0
5. Ryan Tannehill	2019-23	1,853	1,234	66.6	14,447	7.80	93	40	91t	167	1,180	97.8
6. Marcus Mariota	2015-19	1,765	1,110	62.9	13,207	7.48	76	44	75	155	992	89.6
7. Vince Young	2006-10	1,190	689	57.9	8,098	6.81	42	42	73	75	415	75.7
8. Kerry Collins	2006-10	1,081	613	56.7	6,804	6.29	33	29	80t	36	253	74.6
9. Ken Stabler	1980-81	742	458	61.7	5,190	6.99	27	46	79t	56	518	69.0
10. Pete Beathard	1967-69	822	379	46.1	5,128	6.24	26	51	86t	-	-	51.2
11. Jake Locker	2011-14	709	408	57.5	4,967	7.03	27	22	71t	60	378	79.0
12. Matt Hasselbeck	2011-12	739	457	61.8	4,938	6.68	25	19	80t	33	256	82.0
13. Chris Chandler	1995-96	676	409	60.5	4,559	6.74	33	21	76t	46	326	83.9
14. Cody Carlson	1988-94	659	370	56.1	4,469	6.78	21	28	81	54	374	70.0
15. <b>Will Levis</b>	<b>2023-24</b>	<b>539</b>	<b>330</b>	<b>61.2</b>	<b>3,724</b>	<b>6.91</b>	<b>20</b>	<b>16</b>	<b>98t</b>	<b>68</b>	<b>410</b>	<b>81.9</b>
16. Don Trull	1964-69	556	249	44.8	3,538	6.36	29	21	-	-	-	67.6
17. Billy Volek	2001-05	517	312	60.3	3,505	6.78	26	13	55t	45	306	86.9
18. Jacky Lee	1960-67	409	210	51.3	3,291	8.05	25	30	98t	-	-	68.2
Gifford Nielsen	1978-83	498	273	54.8	3,255	6.54	20	22	48	47	354	70.0
20. Neil O'Donnell	1999-03	367	215	58.6	2,664	7.26	16	11	67	18	144	83.2

### SEASON PASSING YARDS

Player	Year	Att	Cmp	Pct	Yds	Y/A	TD	Int	Lg	Sk	Lst	Rate
1. Warren Moon	1991	655	404	61.7	4,690	7.16	23	21	61t	23	174	81.7
2. Warren Moon	1990	584	362	62.0	4,689	8.03	33	13	87t	36	252	96.8
3. Ryan Tannehill	2020	481	315	65.5	3,819	7.94	33	7	75	24	173	106.5
4. Ryan Tannehill	2021	531	357	67.2	3,734	7.03	21	14	57t	47	327	89.6
5. Warren Moon	1989	464	280	60.3	3,631	7.83	23	14	55	35	267	88.9
6. Matt Hasselbeck	2011	518	319	61.6	3,571	6.89	18	14	80t	19	153	82.4
7. Warren Moon	1986	488	256	52.5	3,489	7.15	13	26	81t	41	332	62.3
8. Warren Moon	1993	520	303	58.3	3,485	6.70	21	21	80t	34	218	75.2
9. Marcus Mariota	2016	451	276	61.2	3,426	7.60	26	9	60	23	156	95.6
10. Steve McNair	2002	492	301	61.2	3,387	6.88	22	15	55	21	121	84.0
11. Steve McNair	2001	431	264	61.3	3,350	7.77	21	12	71t	37	251	90.2
12. Warren Moon	1984	450	259	57.6	3,338	7.42	12	14	76	47	371	76.9
13. George Blanda	1961	362	187	51.7	3,330	9.20	36	22	-	-	-	91.3
14. George Blanda	1964	505	262	51.9	3,287	6.51	17	27	-	-	-	61.4
15. Marcus Mariota	2017	453	281	62.0	3,232	7.13	13	15	75t	27	173	79.3
16. Steve McNair	1998	492	289	58.7	3,228	6.56	15	10	47	33	176	80.1
17. Steve McNair	2003	400	250	62.5	3,215	8.04	24	7	73	19	108	100.4
18. Ken Stabler	1980	457	293	64.1	3,202	7.01	13	28	79t	27	264	68.7
19. Steve McNair	2005	476	292	61.3	3,161	6.64	16	11	57	20	134	82.4
20. George Blanda	1963	423	224	53.0	3,003	7.10	24	25	-	-	-	70.1



## ALL-TIME TEAM LEADERS BY CATEGORY

### CAREER RECEPTIONS

Player	Years	No	Yds	Avg	Lg	TD
1. Ernest Givins	1986-94	542	7,935	14.6	83t	46
2. Haywood Jeffires	1987-95	515	6,119	11.9	87t	47
3. Frank Wycheck (TE)	1995-03	482	4,958	10.3	42	27
4. Drew Hill	1985-91	480	7,477	15.6	81t	47
5. Derrick Mason	1997-04	453	6,114	13.5	71t	37
6. Charlie Hennigan	1960-66	410	6,823	16.6	80t	51
7. Ken Burrough	1971-81	408	6,907	16.9	85t	47
8. Delanie Walker (TE)	2013-19	381	4,423	11.6	68	28
9. Curtis Duncan	1987-93	322	3,935	12.2	72	20
10. Nate Washington	2009-14	307	4,591	15.0	80t	28
11. Kendall Wright	2012-16	280	3,244	11.6	52t	18
12. Drew Bennett	2001-06	273	4,033	14.8	55	25
13. Chris Johnson (RB)	2008-13	272	2,003	7.4	69t	8
14. Eddie George (RB)	1996-03	259	2,144	8.3	54	10
15. Bo Scaife (TE)	2005-10	251	2,383	9.5	44	12
16. Corey Davis	2017-20	207	2,851	13.8	75t	11
17. Tim Smith	1980-86	206	3,107	15.1	75t	12
18. Alvin Reed (TE)	1967-72	199	2,818	14.2	60	11
19. A.J. Brown	2019-21	185	2,995	16.2	91t	24
20. Webster Slaughter	1992-94	184	2,236	12.2	57	11
Lorenzo White (RB)	1988-94	184	1,674	9.1	69t	6

### SEASON RECEPTIONS

Player	Year	No	Yds	Avg	Lg	TD
1. Charlie Hennigan	1964	101	1,546	15.3	53	8
2. Haywood Jeffires	1991	100	1,181	11.8	44	7
3. Derrick Mason	2004	96	1,168	12.2	37t	7
4. Derrick Mason	2003	95	1,303	13.7	50t	8
5. Delanie Walker	2015	94	1,088	11.6	61t	6
Kendall Wright	2013	94	1,079	11.5	45	2
7. Drew Hill	1991	90	1,109	12.3	61t	4
Haywood Jeffires	1992	90	913	10.1	47	9
9. Tim Smith	1983	83	1,176	14.2	47t	6
10. Curtis Duncan	1992	82	954	11.6	72	1
Charlie Hennigan	1961	82	1,746	21.3	80	12
12. Drew Bennett	2004	80	1,247	15.6	48t	11
Butch Woolfolk	1985	80	814	10.2	80t	4
14. Derrick Mason	2002	79	1,012	12.8	40	5
15. Webster Slaughter	1993	77	904	11.7	41	5
16. DeAndre Hopkins	2023	75	1,057	14.1	61t	7
17. Delanie Walker	2017	74	807	10.9	42	3
Drew Hill	1990	74	1,019	13.8	57	5
Haywood Jeffires	1990	74	1,048	14.2	87t	8
Nate Washington	2011	74	1,023	13.8	57	7

### CAREER RECEIVING YARDS

Player	Years	No	Yds	Avg	Lg	TD
1. Ernest Givins	1986-94	542	7,935	14.6	83t	46
2. Drew Hill	1985-91	480	7,477	15.6	81t	47
3. Ken Burrough	1971-81	408	6,906	16.9	85t	47
4. Charlie Hennigan	1960-66	410	6,823	16.6	83	51
5. Haywood Jeffires	1987-95	515	6,119	11.9	87t	47
6. Derrick Mason	1997-04	453	6,114	13.5	71t	37
7. Frank Wycheck	1995-03	482	4,958	10.3	42	27
8. Nate Washington	2009-14	307	4,591	15.0	80t	28
9. Delanie Walker	2013-19	381	4,423	11.6	68	28
10. Drew Bennett	2001-06	273	4,033	14.8	55t	25
11. Curtis Duncan	1987-93	322	3,935	12.2	72	20
12. Chris Sanders	1995-01	177	3,285	18.6	83t	17
13. Kendall Wright	2012-16	280	3,244	11.6	52t	18
14. Tim Smith	1980-86	206	3,107	15.1	75t	12
15. Charley Frazier	1962-68	179	3,060	17.1	80	22
16. A.J. Brown	2019-21	185	2,995	16.2	91t	24
17. Bill Groman	1960-62	143	2,976	20.8	80	32
18. Corey Davis	2017-20	207	2,851	13.8	75t	11
19. Alvin Reed	1967-72	199	2,818	14.2	60	11
20. Kenny Britt	2009-13	157	2,450	15.6	80t	19

### SEASON RECEIVING YARDS

Player	Year	No	Yds	Avg	Lg	TD
1. Charlie Hennigan	1961	82	1,746	21.3	80	12
2. Charlie Hennigan	1964	101	1,546	15.3	53	8
3. <i>Bill Groman</i>	1960	72	1,473	20.5	-	12
4. Derrick Mason	2003	95	1,303	13.7	50t	8
5. Drew Bennett	2004	80	1,247	15.6	48t	11
6. Haywood Jeffires	1991	100	1,181	11.8	44	7
7. Tim Smith	1983	83	1,176	14.2	47t	6
8. Bill Groman	1961	50	1,175	23.5	80	17
9. Drew Hill	1985	64	1,169	18.3	57t	9
10. Derrick Mason	2004	96	1,168	12.2	37t	7
11. Drew Hill	1988	72	1,141	15.8	57t	10
Tim Smith	1984	69	1,141	16.5	75t	4
13. Charley Frazier	1966	57	1,129	19.8	79	12
14. Derrick Mason	2001	73	1,128	15.5	71t	9
15. Drew Hill	1986	65	1,112	17.1	81t	5
16. Drew Hill	1991	90	1,109	12.3	61t	4
17. Delanie Walker	2015	94	1,088	11.6	61t	6
18. Kendall Wright	2013	94	1,079	11.5	45	2
19. A.J. Brown	2020	70	1,075	15.4	73t	11
20. Ken Burrough	1975	53	1,063	20.1	77t	8

### CAREER SCORING

Player	Years	TD	Rush	Rec	Ret	XPM	FGM	2PT	Points
1. Al Del Greco	1991-00	0	0	0	0	322	246	0	1,060
2. Rob Bironas	2005-13	0	0	0	0	315	239	0	1,032
3. George Blanda	1960-66	4	4	0	0	301	91	0	598
4. Derrick Henry	2016-23	93	90	3	0	0	0	2	562
5. Tony Zendejas	1985-90	0	0	0	0	197	117	0	548
6. Ryan Succop	2014-19	0	0	0	0	178	117	0	529
7. Eddie George	1996-03	74	64	10	0	0	0	3	450
8. Earl Campbell	1978-84	73	73	0	0	0	0	0	438
9. Toni Fritsch	1977-81	0	0	0	0	149	81	0	392
10. Chris Johnson	2008-13	58	50	8	0	0	0	1	350
11. Skip Butler	1972-77	0	0	0	0	122	70	0	332
12. Charlie Hennigan	1960-66	51	0	51	0	0	0	0	306
13. Ken Burrough	1971-81	48	1	47	0	0	0	0	288
Ernest Givins	1986-94	48	1	46	1	0	0	0	288
Haywood Jeffires	1987-95	47	0	47	0	0	0	3	288
16. Drew Hill	1985-91	47	0	47	0	0	0	0	282
17. Derrick Mason	1997-04	40	0	37	3	0	0	1	242
18. Steve McNair	1995-05	36	36	0	0	0	0	3	222
19. Lorenzo White	1988-94	36	29	6	1	0	0	0	216
20. Billy Cannon	1960-63	35	14	20	1	0	0	1	212





# ALL-TIME TEAM LEADERS BY CATEGORY

## SEASON SCORING

Player	Year	TD	Rush	Rec	Ret	XPM	FGM	2PT	Points
1. Ryan Succop	2017	0	0	0	0	31	35	0	136
Al Del Greco	1998	0	0	0	0	28	36	0	136
3. Rob Bironas	2007	0	0	0	0	28	35	0	133
4. Al Del Greco	1996	0	0	0	0	35	32	0	131
5. Rob Bironas	2008	0	0	0	0	40	29	0	127
6. Al Del Greco	1993	0	0	0	0	39	29	0	126
7. Gary Anderson	2003	0	0	0	0	42	27	0	123
8. Rob Bironas	2011	0	0	0	0	34	29	0	121
9. Randy Bullock	2021	0	0	0	0	42	26	0	120
10. Rob Bironas	2009	0	0	0	0	37	27	0	118
Al Del Greco	2000	0	0	0	0	37	27	0	118
12. Rob Bironas	2013	0	0	0	0	41	25	0	116
<b>13. Nick Folk</b>	<b>2023</b>	<b>0</b>	<b>0</b>	<b>0</b>	<b>0</b>	<b>28</b>	<b>29</b>	<b>0</b>	<b>115</b>
George Blanda	1960	4	4	0	0	46	15	0	115
Tony Zendejas	1989	0	0	0	0	40	25	0	115
16. Earl Campbell	1979	19	19	0	0	0	0	0	114
Al Del Greco	1995	0	0	0	0	33	27	0	114
Tony Zendejas	1988	0	0	0	0	48	22	0	114
19. Al Del Greco	1997	0	0	0	0	32	27	0	113
20. George Blanda	1961	0	0	0	0	64	16	0	112
Joe Nedney	2002	0	0	0	0	36	25	0	111

## CAREER KICKOFF RETURNS (YARDS)

Player	Years	No	Yds	Avg	Lg	TD
1. Bobby Jancik	1962-67	158	4,185	26.5	61	0
2. Derrick Mason	1997-04	156	3,496	22.4	101t	1
3. Carl Roaches	1980-84	150	3,276	21.8	97t	2
4. Billy Johnson	1974-80	121	2,902	24.0	81t	2
5. Marc Mariani	2010-13,16	118	2,838	24.1	98t	1
6. Mel Gray	1995-97	111	2,592	23.4	88	0
7. Adam Jones	2005-06	63	1,648	26.2	85	0
8. Zeke Moore	1967-77	64	1,618	25.3	92t	1
9. Darius Reynaud	2012-13	68	1,595	23.5	105t	1
10. Willie Drewrey	1985-93	75	1,581	21.1	50	0
11. Allen Pinkett	1986-91	80	1,577	19.7	48	0
12. Jerry LeVias	1969-70	64	1,538	24.0	87	0
13. Bobby Wade	2005-06	50	1,194	23.9	48	0
14. Billy Cannon	1960-63	46	1,186	25.8	88t	1
15. Leonard Harris	1987-93	53	1,130	21.3	63	0
16. Leon Washington	2013-14	47	1,219	25.9	95	0
17. Chris Carr	2008	35	984	28.1	52	0
18. Mike Archie	1996-98	46	961	20.9	50	0
19. Bob Gresham	1973-74	36	903	25.1	103t	1
20. Willie Tullis	1981-84	38	886	23.3	95t	1

## SEASON KICKOFF RETURNS (AVG.)

Player	Year	No	Yds	Avg	Lg	TD
1. Darius Jennings	2018	22	698	31.7	94t	1
2. Ken Hall	1960	19	594	31.3	104t	1
3. Bobby Jancik	1962	24	726	30.3	61	0
4. Bobby Jancik	1963	45	1,317	29.3	53	0
5. Chris Carr	2008	35	984	28.1	52	0
6. Carl Roaches	1981	28	769	27.5	96t	1
7. Billy Johnson	1974	29	785	27.1	67	0
8. Derrick Mason	2000	42	1,132	27.0	66	0
9. Bob Gresham	1973	27	723	26.8	103t	1
10. Adam Jones	2005	43	1,127	26.2	85	0
11. Linzy Cole	1971	32	834	26.1	45	0
12. Adam Jones	2006	20	521	26.1	70	0
13. Bobby Jancik	1966	34	875	25.7	53	0
14. Steve Brown	1983	31	795	25.6	93t	1
15. Marc Mariani	2010	60	1,530	25.5	98t	1
16. Billy Johnson	1977	25	630	25.2	76t	1
17. Alvin Haymond	1973	28	703	25.1	47	0
18. Jerry LeVias	1969	38	940	24.7	87	0
19. Willie Drewrey	1985	26	642	24.7	50	0
20. Zeke Moore	1968	32	787	24.6	45	0

## CAREER PUNT RETURNS (YARDS)

Player	Years	No	FC	Yds	Avg	Lg	TD
1. Billy Johnson	1974-80	155	21	2,040	13.2	87t	5
2. Derrick Mason	1997-04	182	94	1,590	8.7	69t	2
3. Carl Roaches	1980-84	151	31	1,095	7.3	68	0
4. Marc Mariani	2010-13,16	102	57	1,054	10.3	87t	2
5. Willie Drewrey	1985-93	104	45	771	7.4	25	0
6. Adam Jones	2005-06	63	11	712	11.3	90t	4
7. Mel Gray	1995-97	69	45	652	9.4	40	0
8. Bobby Jancik	1962-67	67	-	647	9.7	82	1
9. Darius Reynaud	2012-13	49	25	545	11.1	81t	2
10. Jerry LeVias	1969-70	60	19	505	8.4	46	0
11. Kenny Johnson	1986-89	73	32	488	6.7	26	0
12. Adoree' Jackson	2017-20	53	19	464	8.8	46	0
13. Justin McCareins	2001-08	37	21	403	10.9	58t	1
14. Ernest Givins	1986-94	56	-	397	7.1	78t	1
15. Larry Carwell	1967-68	36	6	381	10.6	54	0
16. Dexter McCluster	2014-15	46	29	372	8.1	48	0
17. Fred Glick	1961-66	44	-	326	7.4	-	0
18. Chris Carr	2008	32	20	323	10.1	44	0
19. Chris Davis	2007-08	33	13	299	9.1	39	0
20. Chester Rogers	2021	30	20	293	9.8	55	0

## SEASON PUNT RETURNS (AVG.)

Player	Year	No	FC	Yds	Avg	Lg	TD
1. Billy Johnson	1977	35	8	539	15.4	87t	2
2. Billy Johnson	1975	40	1	612	15.3	83t	3
3. Billy Johnson	1974	30	3	409	13.6	49	0
4. Darius Reynaud	2012	31	17	410	13.2	81t	2
5. Derrick Mason	2000	51	17	662	13.0	69t	1
6. Adam Jones	2006	34	3	440	12.9	90t	3
7. Marc Mariani	2010	27	17	329	12.2	87t	1
8. Justin McCareins	2003	29	17	330	11.4	58t	1
9. Marc Mariani	2011	46	18	490	10.7	79t	1
10. Billy Johnson	1976	38	9	403	10.6	46	0
11. Mel Gray	1995	30	20	303	10.1	20	0
12. Chris Carr	2008	32	20	323	10.1	44	0
13. Chester Rogers	2021	30	20	293	9.8	55	0
14. Chris Davis	2007	31	12	293	9.5	39	0
15. Adam Jones	2005	29	8	272	9.4	52t	1
16. Mel Gray	1996	22	15	205	9.3	40	0
Adoree' Jackson	2018	16	9	148	9.3	26	0
18. Dexter McCluster	2015	24	15	217	9.0	37	0
19. Fred Glick	1963	19	-	171	9.0	22	0
20. Willie Drewrey	1985	24	10	215	9.0	23	0



## ALL-TIME TEAM LEADERS BY CATEGORY

### CAREER PUNTING (PUNTS)

Player	Years	Punt	Blk	Yds	Avg	TB	In20	Lg	NetAvg
1. Brett Kern	2009-21	923	5	42,333	45.9	48	373	79	40.8
2. Craig Hentrich	1998-09	861	1	36,926	42.9	95	295	78	37.2
3. Jim Norton	1960-68	522	7	21,961	42.1	-	-	79	-
4. Cliff Parsley	1977-82	431	3	17,136	39.8	33	85	62	32.3
5. Dan Pastorini	1971-79	316	1	12,530	39.7	-	-	74	-
6. Greg Montgomery	1988-93	310	6	13,529	43.6	35	74	77	36.6
7. Lee Johnson	1985-87	212	0	8,739	41.2	20	53	66	35.1
<b>8. Ryan Stonehouse</b>	<b>2022-24</b>	<b>211</b>	<b>3</b>	<b>11,063</b>	<b>52.4</b>	<b>26</b>	<b>78</b>	<b>75</b>	<b>42.1</b>
9. John James	1982-84	198	1	7,878	39.8	15	36	56	32.4
10. Rich Camarillo	1994-95	173	1	7,280	42.1	17	61	60	35.7
11. Reggie Roby	1996-97	140	1	6,022	43.0	8	50	68	36.7

### SEASON PUNTING (AVERAGE)

Player	Year	Punt	Blk	Yds	Avg	TB	In20	Lg	NetAvg
<b>1. Ryan Stonehouse</b>	<b>2022</b>	<b>90</b>	<b>0</b>	<b>4,779</b>	<b>53.1</b>	<b>9</b>	<b>30</b>	<b>74</b>	<b>44.0</b>
<b>2. Ryan Stonehouse</b>	<b>2023</b>	<b>53</b>	<b>1</b>	<b>2,812</b>	<b>53.1</b>	<b>10</b>	<b>28</b>	<b>74</b>	<b>43.9</b>
3. Brett Kern	2017	75	0	3,728	49.7	5	28	74	44.6
4. Brett Kern	2012	81	2	3,855	47.6	5	30	71	40.4
5. Brett Kern	2015	88	0	4,175	47.4	1	34	61	40.3
6. Craig Hentrich	1998	69	0	3,258	47.2	11	18	71	39.2
7. Brett Kern	2019	78	0	3,672	47.1	2	37	70	43.1
Brett Kern	2018	74	1	3,483	47.1	3	39	62	41.7
9. Greg Montgomery	1992	53	2	2,487	46.9	9	14	66	37.3
10. Brett Kern	2014	88	1	4,118	46.8	7	28	79	40.8
11. Brett Kern	2020	37	0	1,695	45.8	3	22	66	41.5
12. Greg Montgomery	1993	54	0	2,462	45.6	5	13	77	39.1

### CAREER INTERCEPTIONS

Player	Years	No	Yds	Avg	Lg	TD
1. Jim Norton	1960-68	45	592	13.2	56	1
2. Cris Dishman	1988-96	31	348	11.2	43	1
3. Fred Glick	1961-66	30	390	13.0	45	1
4. Kevin Byard	2016-23	27	333	12.3	33	1
Tony Banfield	1960-65	27	224	8.3	58	0
W.K. Hicks	1964-69	27	457	16.9	62	0
Darryll Lewis	1991-98	27	540	20.0	98t	5
8. Mike Reinfeldt	1976-83	26	375	14.4	39	0
9. Michael Griffin	2007-15	25	328	13.1	83t	1
Ken Houston	1967-72	25	650	26.0	78	9
11. Zeke Moore	1967-77	24	444	18.5	74	2
12. Willie Alexander	1971-79	23	379	16.5	95t	1
Samari Rolle	1998-04	23	349	15.2	81t	1
14. Marcus Robertson	1991-00	22	428	19.5	69	0
15. Gregg Bingham	1973-84	21	279	13.3	54	0
16. Keith Bulluck	2000-09	19	192	10.1	35	1
Miller Farr	1967-69	19	416	21.9	67	5
18. Steve Brown	1983-90	18	264	14.7	44t	1
19. Andre Dyson	2001-04	16	260	16.3	51t	3
Bubba McDowell	1989-94	16	190	11.9	26t	1
Chris Hope	2006-11	16	266	16.6	61t	1

### SEASON INTERCEPTIONS

Player	Year	No	Yds	Avg	Lg	TD
1. Fred Glick	1963	12	180	15.0	45	1
Mike Reinfeldt	1979	12	205	17.1	39	0
3. Miller Farr	1967	10	264	26.4	67	3
4. W.K. Hicks	1965	9	156	17.3	31	0
Ken Houston	1971	9	220	24.4	48t	4
Jim Norton	1961	9	150	16.7	36	0
7. Kevin Byard	2017	8	130	16.3	33	0
Tony Banfield	1961	8	136	17.0	58	0
Pete Jaquess	1964	8	141	17.6	98t	1
Richard Johnson	1990	8	100	12.5	35	1
Jim Norton	1962	8	75	9.4	36	0
12. Tony Banfield	1963	7	21	3.0	14	0
Michael Griffin	2008	7	172	24.6	83t	1
Jim Norton	1965	7	52	7.4	18	0
Marcus Robertson	1993	7	137	19.6	69	0
Samari Rolle	2000	7	140	20.0	81t	1
Jack Tatum	1980	7	100	14.3	35	0
18. (15 tied with 6)						

### CAREER SACKS\*

Player	Years	No
1. Elvin Bethea	1968-83	105.0
2. Ray Childress	1985-95	75.5
3. Jesse Baker	1979-87	66.0
4. William Fuller	1986-93	59.0
5. Sean Jones	1988-93	57.5
6. Jevon Kearse	1999-03, 08-09	52.0
7. Jurrell Casey	2011-19	51.0
<b>8. Harold Landry III</b>	<b>2018-24</b>	<b>49.5</b>
9. Robert Brazile	1975-84	48.0
10. Ted Washington	1973-82	45.0
11. Derrick Morgan	2010-18	44.5
12. Kyle Vanden Bosch	2005-09	38.5
<b>13. Jeffery Simmons</b>	<b>2019-24</b>	<b>31.5</b>
14. Curley Culp	1974-80	31.0

### SEASON SACKS\*

Player	Year	No
1. Elvin Bethea	1973	17.0
2. Jesse Baker	1979	15.5
3. William Fuller	1991	15.0
4. Elvin Bethea	1976	14.5
Jevon Kearse	1999	14.5
6. Elvin Bethea	1971	13.0
Ray Childress	1992	13.0
Sean Jones	1993	13.0
9. Jason Babin	2010	12.5
Sean Jones	1990	12.5
Kyle Vanden Bosch	2005	12.5

\* Individual sacks did not become an official statistic until 1982.

\* Individual sacks did not become an official statistic until 1982.



## ALL-TIME TEAM LEADERS BY CATEGORY

### CAREER TACKLES (SINCE 1974)

Player	Years	No
1. Gregg Bingham	1973-84	1,970
2. Robert Brazile	1975-84	1,281
3. Keith Bulluck	2000-09	1,265
4. Michael Griffin	2007-15	912
5. Ted Washington	1973-82	907
6. Al Smith	1987-96	877
7. John Grimsley	1984-90	836
8. Blaine Bishop	1993-01	788
9. Ray Childress	1985-95	784
10. Steve Kiner	1974-78	738

### SEASON TACKLES (SINCE 1974)

Player	Year	No
1. Gregg Bingham	1978	223
2. Gregg Bingham	1980	212
3. Gregg Bingham	1974	206
4. Gregg Bingham	1979	203
5. John Grimsley	1986	199
6. Robert Abraham	1984	198
7. Gregg Bingham	1976	191
8. Gregg Bingham	1977	190
9. Gregg Bingham	1975	185
Robert Brazile	1978	185

## YEAR-BY-YEAR LEADERS

### RUSHING

Year	Player	Att	Yds	Avg	Lg	TD
1960	Billy Cannon	152	644	4.2	39	1
1961	Billy Cannon	200	948	4.7	61t	6
1962	Charles Tolar	244	1,012	4.1	25	7
1963	Charles Tolar	194	659	3.4	33	3
1964	Sid Blanks	145	756	5.2	91t	6
1965	Ode Burrell	130	528	4.1	63	3
1966	Ode Burrell	122	406	3.3	45	0
1967	Hoyle Granger	236	1,194	5.1	67t	6
1968	Hoyle Granger	202	848	4.2	47	7
1969	Hoyle Granger	186	740	4.0	23	3
1970	Joe Dawkins	124	517	4.2	49t	2
1971	Robert Holmes	112	323	2.9	31	4
1972	Fred Willis	134	461	3.4	43	0
1973	Fred Willis	171	579	3.4	25	4
1974	Willie Rodgers	122	413	3.4	20	5
1975	Ronnie Coleman	175	790	4.5	46t	5
1976	Ronnie Coleman	171	684	4.0	39	2
1977	Ronnie Coleman	185	660	3.6	22	5
1978	Earl Campbell	302	1,450	4.8	81t	13
1979	Earl Campbell	368	1,697	4.6	61t	19
1980	Earl Campbell	373	1,934	5.2	55t	13
1981	Earl Campbell	361	1,376	3.9	43	10
1982	Earl Campbell	157	538	3.4	22	2
1983	Earl Campbell	322	1,301	4.0	42	12
1984	Larry Moriarty	189	785	4.2	51	6
1985	Mike Rozier	133	462	3.5	30	8
1986	Mike Rozier	199	662	3.3	19t	4
1987	Mike Rozier	229	957	4.2	41	3
1988	Mike Rozier	251	1,002	4.0	28	10
1989	Alonzo Highsmith	128	531	4.1	25	4
1990	Lorenzo White	168	702	4.2	22	8
1991	Allen Pinkett	171	720	4.2	32	9
1992	Lorenzo White	265	1,226	4.6	44	7
1993	Gary Brown	195	1,002	5.1	26	6
1994	Lorenzo White	191	757	4.0	33	3
1995	Rodney Thomas	251	947	3.8	74t	5
1996	Eddie George	335	1,368	4.1	76	8
1997	Eddie George	357	1,399	3.9	30	6
1998	Eddie George	348	1,294	3.7	37t	5
1999	Eddie George	320	1,304	4.1	40	9
2000	Eddie George	403	1,509	3.7	35t	14
2001	Eddie George	315	939	3.0	27	5
2002	Eddie George	343	1,165	3.4	35	12
2003	Eddie George	312	1,031	3.3	27	5
2004	Chris Brown	220	1,067	4.9	52	6
2005	Chris Brown	224	851	3.8	38t	5
2006	Travis Henry	270	1,211	4.5	70t	7
2007	LenDale White	303	1,110	3.7	28	7
2008	Chris Johnson	251	1,228	4.9	66t	9
2009	Chris Johnson	358	2,006	5.6	91t	14
2010	Chris Johnson	316	1,364	4.3	76t	11
2011	Chris Johnson	262	1,047	4.0	48t	4
2012	Chris Johnson	276	1,243	4.5	94t	6
2013	Chris Johnson	279	1,077	3.9	30t	6

### PASSING

Year	Player	Att	Yds	Avg	Lg	TD
2014	Bishop Sankey	152	569	3.7	22	2
2015	Antonio Andrews	143	520	3.6	38	3
2016	DeMarco Murray	293	1,287	4.4	75t	9
2017	Derrick Henry	176	744	4.2	75t	5
2018	Derrick Henry	215	1,059	4.9	99t	12
2019	Derrick Henry	303	1,540	5.1	74t	16
2020	Derrick Henry	378	2,027	5.4	94t	17
2021	Derrick Henry	219	937	4.3	76t	10
2022	Derrick Henry	349	1,538	4.4	56	13
2023	Derrick Henry	280	1,167	4.2	69	12

Year	Player	Att	Cmp	Yds	Pct	TD	Int	Avg
1960	George Blanda	363	169	2,413	46.6	24	22	6.7
1961	George Blanda	362	187	3,330	51.7	36	22	9.2
1962	George Blanda	418	197	2,810	47.1	27	42	6.7
1963	George Blanda	423	224	3,003	52.9	24	25	7.0
1964	George Blanda	505	262	3,282	51.9	17	27	6.4
1965	George Blanda	442	186	2,542	42.1	20	30	5.8
1966	George Blanda	271	122	1,764	45.0	17	21	6.4
1967	Pete Beathard	231	94	1,114	40.7	9	14	4.8
1968	Pete Beathard	223	105	1,559	47.1	7	16	6.9
1969	Pete Beathard	370	180	2,455	48.6	10	21	6.4
1970	Charley Johnson	281	144	1,652	51.2	7	12	5.9
1971	Dan Pastorini	270	127	1,702	47.0	7	21	6.3
1972	Dan Pastorini	299	144	1,711	48.2	7	11	5.7
1973	Dan Pastorini	290	154	1,482	53.1	5	17	5.1
1974	Dan Pastorini	247	140	1,571	56.7	10	10	6.4
1975	Dan Pastorini	342	163	2,053	47.7	14	16	6.0
1976	Dan Pastorini	309	167	1,785	53.5	10	10	5.7
1977	Dan Pastorini	319	169	1,987	53.0	13	18	6.2
1978	Dan Pastorini	368	199	2,473	54.1	16	17	6.7
1979	Dan Pastorini	324	163	2,090	50.3	14	18	6.5
1980	Ken Stabler	454	293	3,202	64.5	13	28	7.0
1981	Ken Stabler	285	165	1,988	57.9	14	18	6.9
1982	Archie Manning	125	66	877	52.8	6	6	7.0
1983	Oliver Luck	217	124	1,375	57.1	8	13	6.3
1984	Warren Moon	450	259	3,338	57.6	12	14	7.4
1985	Warren Moon	377	200	2,709	53.1	15	19	7.2
1986	Warren Moon	488	256	3,489	52.5	13	26	7.2
1987	Warren Moon	368	184	2,806	50.0	21	18	7.6
1988	Warren Moon	294	160	2,327	54.4	17	8	7.9
1989	Warren Moon	464	280	3,631	60.3	23	14	7.8
1990	Warren Moon	584	362	4,689	62.0	33	13	8.0
1991	Warren Moon	655	404	4,690	61.7	23	21	7.2
1992	Warren Moon	346	224	2,521	64.7	18	12	7.3
1993	Warren Moon	520	303	3,485	58.3	21	21	6.7
1994	Billy Joe Tolliver	240	121	1,287	50.4	6	7	5.4
1995	Chris Chandler	356	225	2,460	63.2	17	10	6.9
1996	Chris Chandler	320	184	2,099	57.5	16	11	6.6
1997	Steve McNair	415	216	2,665	52.0	14	13	6.4
1998	Steve McNair	492	289	3,228	58.7	15	10	6.5
1999	Steve McNair	331	187	2,179	56.5	12	8	6.6
2000	Steve McNair	396	248	2,847	62.6	15	13	7.2
2001	Steve McNair	431	264	3,350	61.3	21	12	7.8



## YEAR-BY-YEAR LEADERS

Year	Player	Att	Cmp	Yds	Pct	TD	Int	Avg
2002	Steve McNair	492	301	3,387	61.2	22	15	6.9
2003	Steve McNair	400	250	3,215	62.5	24	7	8.0
2004	Billy Volek	357	218	2,486	61.1	18	10	7.0
2005	Steve McNair	476	292	3,161	61.3	16	11	6.6
2006	Vince Young	357	184	2,199	51.5	12	13	6.2
2007	Vince Young	382	238	2,546	62.3	9	17	6.7
2008	Kerry Collins	415	242	2,676	58.3	12	7	6.5
2009	Vince Young	259	152	1,879	58.7	10	7	7.3
2010	Kerry Collins	278	160	1,823	57.6	14	8	6.6
2011	Matt Hasselbeck	518	319	3,571	61.6	18	14	6.9
2012	Jake Locker	314	177	2,176	56.4	10	11	6.9
2013	Ryan Fitzpatrick	350	217	2,454	62.0	14	12	7.0
2014	Zach Mettenberger	179	107	1,412	59.8	8	7	7.9
2015	Marcus Mariota	370	230	2,818	62.2	19	10	7.6
2016	Marcus Mariota	451	276	3,426	61.2	26	9	7.6
2017	Marcus Mariota	453	281	3,232	62.0	13	15	7.1
2018	Marcus Mariota	331	228	2,528	68.9	11	8	7.6
2019	Ryan Tannehill	286	201	2,742	70.3	22	6	9.6
2020	Ryan Tannehill	481	315	3,819	65.5	33	7	7.9
2021	Ryan Tannehill	531	357	3,734	67.2	21	14	7.0
2022	Ryan Tannehill	325	212	2,536	65.2	13	6	7.8
2023	Will Levis	255	149	1,808	58.4	8	4	7.1

Year	Player	No	Yds	Avg	Lg	TD
2002	Derrick Mason	79	1,012	12.8	40	5
2003	Derrick Mason	95	1,303	13.7	50t	8
2004	Derrick Mason	96	1,168	12.2	37t	7
2005	Drew Bennett	58	738	12.7	55t	4
2006	Drew Bennett	46	737	16.0	39	3
2007	Justin Gage	55	750	13.6	73	2
	Roydell Williams	55	719	13.1	48	4
2008	Bo Scaife (TE)	58	561	9.7	44	2
2009	Chris Johnson (RB)	50	503	10.1	69t	2
2010	Chris Johnson (RB)	44	245	5.6	25	1
2011	Nate Washington	74	1,023	13.8	57	7
2012	Kendall Wright	64	626	9.8	38	4
2013	Kendall Wright	94	1,079	11.5	45	2
2014	Delanie Walker	63	890	14.1	68	4
2015	Delanie Walker	94	1,088	11.6	61t	6
2016	Rishard Matthews	65	945	14.5	60	9
	Delanie Walker	65	800	12.3	47	7
2017	Delanie Walker	74	807	10.9	42	3
2018	Corey Davis	65	891	13.7	51	4
2019	A.J. Brown	52	1,051	20.2	91t	8
2020	A.J. Brown	70	1,075	15.4	73t	11
2021	A.J. Brown	63	869	13.8	57t	5
2022	Robert Woods	53	527	9.9	41	2
2023	DeAndre Hopkins	75	1,057	14.1	61t	7

### RECEIVING

Year	Player	No	Yds	Avg	Lg	TD
1960	Bill Groman	72	1,473	20.5	80t	12
1961	Charlie Hennigan	82	1,746	21.3	80t	12
1962	Charlie Hennigan	54	867	16.1	75t	8
1963	Charlie Hennigan	61	1,051	17.2	83t	10
1964	Charlie Hennigan	101	1,546	15.3	53t	8
1965	Ode Burrell (RB)	55	650	11.8	52t	4
1966	Charles Frazier	57	1,129	19.8	79t	12
1967	Hoyle Granger (RB)	31	300	9.6	43	3
1968	Alvin Reed (TE)	46	747	16.2	60	5
1969	Alvin Reed (TE)	51	664	13.0	43	2
1970	Alvin Reed (TE)	47	604	12.9	34	2
1971	Jim Beirne	38	550	14.5	40	1
1972	Fred Willis (RB)	45	297	6.6	27	2
1973	Fred Willis (RB)	57	371	6.5	50	1
1974	Ken Burrough	36	492	13.7	51	2
1975	Ken Burrough	53	1,063	20.1	77t	8
1976	Ken Burrough	51	932	18.2	69	7
1977	Ken Burrough	43	816	19.0	85t	8
1978	Ken Burrough	47	624	13.3	44	2
1979	Ken Burrough	40	752	18.8	55t	6
1980	Mike Barber (TE)	59	712	12.1	79t	5
1981	Ken Burrough	40	668	16.7	71t	7
1982	Dave Casper (TE)	36	573	15.9	38	6
1983	Tim Smith	83	1,176	14.2	47t	6
1984	Tim Smith	69	1,141	16.5	75t	4
1985	Butch Woolfolk (RB)	80	814	10.2	80t	4
1986	Drew Hill	65	1,112	17.1	81t	5
1987	Ernest Givins	53	933	17.6	83t	6
1988	Drew Hill	72	1,141	15.8	57t	10
1989	Drew Hill	66	938	14.2	50	8
1990	Haywood Jeffires	74	1,048	14.2	87t	8
	Drew Hill	74	1,019	13.8	57	5
1991	Haywood Jeffires	100	1,181	11.8	44	7
1992	Haywood Jeffires	90	913	10.1	47	9
1993	Webster Slaughter	77	904	11.7	41	5
1994	Webster Slaughter	68	846	12.4	57	2
	Haywood Jeffires	68	783	11.5	50	6
1995	Haywood Jeffires	61	684	11.2	35t	8
1996	Frank Wycheck (TE)	53	511	9.6	29	6
1997	Frank Wycheck (TE)	63	748	11.9	42	4
1998	Frank Wycheck (TE)	70	768	11.0	38	2
1999	Frank Wycheck (TE)	69	641	9.3	35	2
2000	Frank Wycheck (TE)	70	636	9.1	26	4
2001	Derrick Mason	73	1,128	15.5	71t	9

### SCORING

Year	Player	TD	PAT	FG	Tot
1960	George Blanda	4	46	15	115
1961	George Blanda	0	64	16	112
1962	George Blanda	0	48	11	81
1963	George Blanda	0	37	9	64
1964	George Blanda	0	38	13	76
1965	George Blanda	0	28	11	61
1966	George Blanda	0	39	16	87
1967	John Wittenborn	0	30	14	72
1968	Wayne Walker	0	26	8	50
1969	Roy Gerela	0	29	19	86
1970	Roy Gerela	0	23	18	77
1971	Mark Moseley	0	25	16	73
1972	Skip Butler	0	12	16	51
1973	Skip Butler	0	15	21	66
1974	Skip Butler	0	29	9	56
1975	Skip Butler	0	31	18	85
1976	Skip Butler	0	24	16	72
1977	Toni Fritsch	0	19	12	55
1978	Earl Campbell (RB)	13	0	0	78
1979	Earl Campbell (RB)	19	0	0	114
1980	Toni Fritsch	0	26	19	83
1981	Toni Fritsch	0	32	15	77
1982	Dave Casper (TE)	6	0	0	36
1983	Florian Kempf	0	33	17	84
1984	Joe Cooper	0	13	11	46
1985	Tony Zendejas	0	29	21	92
1986	Tony Zendejas	0	28	22	94
1987	Tony Zendejas	0	32	20	92
1988	Tony Zendejas	0	48	22	114
1989	Tony Zendejas	0	40	25	115
1990	Lorenzo White (RB)	12	0	0	72
1991	Ian Howfield	0	25	13	64
1992	Al Del Greco	0	41	21	104
1993	Al Del Greco	0	39	29	126
1994	Al Del Greco	0	18	16	66
1995	Al Del Greco	0	33	27	114
1996	Al Del Greco	0	35	32	131
1997	Al Del Greco	0	32	27	113
1998	Al Del Greco	0	28	36	136
1999	Al Del Greco	0	43	21	106
2000	Al Del Greco	0	37	27	118
2001	Joe Nedney	0	34	20	94





## YEAR-BY-YEAR LEADERS

Year	Player	TD	PAT	FG	Tot
2002	Joe Nedney	0	36	25	111
2003	Gary Anderson	0	42	27	123
2004	Gary Anderson	0	37	17	88
2005	Rob Bironas	0	30	23	99
2006	Rob Bironas	0	32	22	98
2007	Rob Bironas	0	28	35	133
2008	Rob Bironas	0	40	29	127
2009	Rob Bironas	0	37	27	118
2010	Rob Bironas	0	38	24	110
2011	Rob Bironas	0	34	29	121
2012	Rob Bironas	0	35	25	110
2013	Rob Bironas	0	41	25	116
2014	Ryan Succop	0	27	19	84
2015	Ryan Succop	0	29	14	71
2016	Ryan Succop	0	39	22	105
2017	Ryan Succop	0	31	35	136
2018	Ryan Succop	0	28	26	106
2019	Derrick Henry (RB)	18	0	0	108
2020	Derrick Henry (RB)	17	0	0	104
2021	Randy Bullock	0	42	26	120
2022	Randy Bullock	0	28	17	79
<b>2023</b>	<b>Nick Folk</b>	<b>0</b>	<b>28</b>	<b>29</b>	<b>115</b>

Year	Player	No	Yds	Avg	Lg	TD
2003	Jake Schifino	35	703	20.1	39	0
2004	Jason McAddley	38	849	22.3	45	0
2005	<i>Pacman Jones</i>	43	1,127	26.2	85	0
2006	Bobby Wade	50	1,194	23.9	48	0
2007	<i>Michael Griffin</i>	18	422	23.4	48	0
2008	Chris Carr	35	984	28.1	52	0
2009	<i>Kenny Britt</i>	24	523	21.8	56	0
2010	<i>Marc Mariani</i>	60	1,530	25.5	98t	1
2011	Marc Mariani	32	748	23.4	49	0
2012	Darius Reynaud	53	1,240	23.4	105t	1
2013	Leon Washington	16	481	30.1	95	0
2014	Leon Washington	31	738	23.8	52	0
2015	Dexter McCluster	13	285	21.9	32	0
2016	Marc Mariani	26	560	21.5	37	0
2017	<i>Adoree' Jackson</i>	25	578	23.1	57	0
2018	Darius Jennings	22	698	31.7	94t	1
2019	Kalif Raymond	18	403	22.4	45	0
2020	Kalif Raymond	15	275	18.3	30	0
2021	Chester Rogers	14	282	20.1	37	0
2022	<i>Hassan Haskins</i>	19	414	21.8	37	0
<b>2023</b>	<b>Tyjae Spears</b>	<b>13</b>	<b>270</b>	<b>20.8</b>	<b>33</b>	<b>0</b>

### KICKOFF RETURNS

Year	Player	No	Yds	Avg	Lg	TD
1960	Ken Hall	19	594	31.3	104t	1
1961	Billy Cannon	18	439	24.4	47	0
1962	Bobby Jancik	24	726	30.3	61	0
1963	Bobby Jancik	45	1,315	29.3	53	0
1964	Ode Burrell	17	449	26.4	93t	1
1965	Bobby Jancik	18	430	23.9	43	0
1966	Bobby Jancik	34	875	25.7	53	0
1967	Zeke Moore	14	405	28.9	92	1
1968	Zeke Moore	32	787	24.6	45	0
1969	Jerry LeVias	38	940	24.7	87	0
1970	Jerry LeVias	26	598	23.0	37	0
1971	Linzy Cole	32	834	26.1	45	0
1972	<i>Willie Rodgers</i>	17	335	19.7	31	0
1973	Bob Gresham	27	723	26.8	103t	1
1974	<i>Billy Johnson</i>	29	785	27.1	67	0
1975	Billy Johnson	33	798	24.2	81t	1
1976	Billy Johnson	26	579	22.2	53	0
1977	Billy Johnson	25	630	25.2	76t	1
1978	Johnnie Dirden	32	780	24.4	60	0
1979	<i>Richard Ellender</i>	24	514	21.4	35	0
1980	Carl Roaches	37	746	20.2	46	0
1981	Carl Roaches	28	769	27.5	96t	1
1982	Carl Roaches	21	441	21.0	45	0
1983	<i>Steve Brown</i>	31	795	25.6	93t	1
1984	Carl Roaches	30	679	22.6	49	0
1985	<i>Willie Drewrey</i>	26	642	24.7	52	0
1986	Willie Drewrey	25	500	20.0	32	0
	<i>Allen Pinkett</i>	26	519	20.0	48	0
1987	<i>Curtis Duncan</i>	28	546	19.5	62	0
1988	Leonard Harris	34	678	19.9	56	0
1989	Kenny Johnson	21	372	17.7	39	0
1990	Gerald McNeil	27	551	20.4	64	0
1991	Allen Pinkett	26	508	19.5	41	0
1992	Pat Coleman	14	290	20.7	28	0
1993	Willie Drewrey	15	293	19.5	34	0
1994	Todd McNair	23	481	20.9	44	0
1995	Mel Gray	53	1,183	22.3	54	0
1996	Mel Gray	50	1,224	24.5	88	0
1997	<i>Derrick Mason</i>	26	551	21.2	54	0
1998	Mike Archie	42	913	21.7	50	0
1999	Derrick Mason	41	805	19.6	41	0
2000	Derrick Mason	42	1,132	27.0	66	0
2001	Derrick Mason	34	748	22.0	101t	1
2002	<i>John Simon</i>	20	371	18.6	29	0

### PUNT RETURNS

Year	Player	No	Yds	Avg	Lg	TD
1960	<i>Billy Cannon</i>	4	96	24.0	51	0
1961	Billy Cannon	9	70	7.8	20	0
1962	Bobby Jancik	14	164	11.7	21	0
1963	Bobby Jancik	13	145	11.2	56	0
1964	Bobby Jancik	14	220	15.7	82t	1
1965	Bobby Jancik	12	85	7.1	25	0
1966	Ode Burrell	8	76	9.5	29	0
1967	Larry Carwell	9	154	17.1	54	0
1968	Sid Blanks	22	179	8.1	39	0
1969	Jerry LeVias	35	292	8.3	46	0
1970	Jerry LeVias	25	213	8.5	33	0
1971	Linzy Cole	14	107	7.6	31	0
1972	Ken Houston	25	148	5.9	33	0
1973	Jeff Severson	16	126	7.9	74	0
1974	<i>Billy Johnson</i>	30	409	13.6	49	0
1975	Billy Johnson	40	612	15.3	83t	3
1976	Billy Johnson	39	397	10.2	46	0
1977	Billy Johnson	35	539	15.4	87t	2
1978	Ronnie Coleman	16	142	8.9	32	0
1979	<i>Richard Ellender</i>	31	203	6.5	36	0
1980	Carl Roaches	47	384	8.2	68	0
1981	Carl Roaches	39	296	7.6	40	0
1982	Carl Roaches	19	104	5.5	25	0
1983	Carl Roaches	20	159	8.0	23	0
1984	Carl Roaches	26	152	5.8	18	0
1985	<i>Willie Drewrey</i>	24	215	9.0	23	0
1986	Willie Drewrey	25	262	7.7	25	0
1987	Kenny Johnson	24	196	8.2	26	0
1988	Kenny Johnson	30	170	5.7	16	0
1989	Kenny Johnson	19	122	6.4	19	0
1990	Gerald McNeil	30	172	5.7	26	0
1991	Pat Coleman	22	138	6.3	24	0
1992	Webster Slaughter	20	142	7.1	20	0
1993	Willie Drewrey	41	275	6.7	18	0
1994	Ernest Givins	37	210	5.7	78t	1
1995	Mel Gray	30	303	10.1	20	0
1996	Mel Gray	22	205	9.3	40	0
1997	Mel Gray	17	144	8.5	30	0
1998	Derrick Mason	31	228	7.4	25	0
1999	Derrick Mason	26	225	8.7	65t	1
2000	Derrick Mason	51	662	13.0	69t	1
2001	Derrick Mason	20	128	6.4	20	0
2002	<i>John Simon</i>	13	113	8.7	30	0
2003	Justin McCareins	29	330	11.4	58t	1
2004	Derrick Mason	24	93	3.9	13	0





## YEAR-BY-YEAR LEADERS

Year	Player	No	Yds	Avg	Lg	TD	Year	Player	No	Yds	Avg	Lg	TD
2005	Pacman Jones	29	272	9.4	52t	1	1997	Darryll Lewis (CB)	5	115	23.0	47t	1
2006	Pacman Jones	34	440	12.9	90t	3		Marcus Robertson (S)	5	127	25.4	48	0
2007	Chris Davis	31	293	9.5	39	0	1998	Darryll Lewis (CB)	4	40	10.0	33	0
2008	Chris Carr	32	323	10.1	44	0	1999	Samari Rolle (CB)	4	65	16.3	30	0
2009	Alvin Pearman	11	112	10.2	18	0	2000	Samari Rolle (CB)	7	140	20.0	81t	1
2010	Marc Mariani	27	329	12.2	87t	1	2001	Andre Dyson (CB)	3	36	12.0	36	0
2011	Marc Mariani	46	490	10.7	79t	1		Samari Rolle (CB)	3	3	1.0	3	0
2012	Darius Reynaud	31	410	13.2	81t	2	2002	Lance Schulters (S)	6	56	9.3	28	0
2013	Darius Reynaud	18	135	7.5	35	0	2003	Samari Rolle (CB)	6	141	23.5	52	0
2014	Dexter McCluster	22	155	7.0	48	0	2004	Andre Dyson (CB)	6	135	22.5	44	0
2015	Dexter McCluster	24	217	9.0	37	0	2005	Reynaldo Hill (CB)	3	88	29.3	52t	1
2016	Marc Mariani	29	235	8.1	18	0	2006	Chris Hope (S)	5	105	21.0	61t	1
2017	Adoree' Jackson	34	290	8.5	46	0	2007	Keith Bulluck (LB)	5	63	12.6	35	0
2018	Adoree' Jackson	16	148	9.3	26	0	2008	Michael Griffin (S)	7	172	24.6	83t	1
2019	Adam Humphries	12	78	6.5	21	0	2009	Cortland Finnegan (CB)	5	194	38.8	80	1
2020	Kalif Raymond	23	208	9.0	40	0	2010	Michael Griffin (S)	4	50	12.5	28	0
2021	Chester Rogers	30	293	9.8	55	0	2011	Michael Griffin (S)	2	0	0.0	0	0
2022	C.J. Board	14	147	10.5	19	0		Jason McCourty (CB)	2	52	26.0	30	0
2023	Eric Garror	21	159	7.6	15	0	2012	Michael Griffin (S)	4	59	14.8	33	0
								Jason McCourty (CB)	4	29	7.3	28	0
							2013	Alterraun Verner (CB)	5	68	13.6	34	1
							2014	Jason McCourty (CB)	3	0	0.0	0	0
							2015	Zach Brown (LB)	2	45	22.5	45	0
								Coty Sensabaugh (CB)	2	42	21.0	26t	1
							2016	Perrish Cox (CB)	3	3	1.0	3	0
							2017	Kevin Byard (S)	8	130	16.3	33	0
							2018	Kevin Byard (S)	4	1	0.3	1	0
							2019	Kevin Byard (S)	5	79	15.8	28	0
							2020	Malcolm Butler (CB)	4	111	27.8	68	0
								<b>Amani Hooker (S)</b>	<b>4</b>	<b>11</b>	<b>2.8</b>	<b>6</b>	<b>0</b>
							2021	Kevin Byard (S)	5	66	13.2	24t	1
							2022	Kevin Byard (S)	4	57	14.3	28	0
							2023	Sean Murphy-Bunting (CB)	2	12	6.0	10	0

### INTERCEPTIONS

Year	Player	No	Yds	Avg	Lg	TD
1960	Mark Johnston (CB)	4	42	10.5	33	0
	Dennit Morris (LB)	4	32	8.0	26	0
	Julian Spence (S)	4	5	1.3	5	0
1961	Jim Norton (S)	9	150	16.7	36	0
1962	Jim Norton (S)	8	75	9.4	36	0
1963	Fred Glick (S)	12	180	15.0	40	1
1964	Pete Jaquess (CB)	8	141	17.6	98t	1
1965	W.K. Hicks (CB)	9	156	17.3	31	0
1966	Jim Norton (S)	4	125	31.3	56	0
	Fred Glick (S)	4	47	11.8	41	0
1967	Miller Farr (CB)	10	264	26.4	67	3
1968	Ken Houston (S)	5	160	32.0	66t	2
1969	Miller Farr (CB)	6	48	8.0	35	0
1970	Zeke Moore (CB)	6	85	14.2	32	0
1971	Ken Houston (S)	9	220	24.4	48t	4
1972	Bob Atkins (S)	2	37	18.5	34	0
	John Charles (S)	2	6	3.0	6	0
1973	Guy Roberts (LB)	4	55	13.8	27	0
	Jeff Severson (S)	4	24	6.0	19	0
1974	Bob Atkins (S)	6	85	14.2	36	0
1975	Zeke Moore (CB)	5	137	27.4	74	0
1976	C.L. Whittington (S)	5	103	20.6	50	0
1977	Mike Reinfeldt (S)	5	78	15.6	30	0
1978	Willie Alexander (CB)	5	51	10.2	29	0
1979	Mike Reinfeldt (S)	12	205	17.1	39	0
1980	Jack Tatum (S)	7	100	14.3	35	0
1981	Greg Stemrick (CB)	3	94	31.3	38	0
	Carter Hartwig (DB)	3	78	26.0	36	0
1982	Robert Brazile (LB)	1	31	31.0	31	0
	Gregg Bingham (LB)	1	8	8.0	8	0
	Vernon Perry (S)	1	8	8.0	8	0
1983	Willie Tullis (DB)	5	65	13.0	44	0
1984	Willie Tullis (DB)	4	48	12.0	22	0
1985	Steve Brown (CB)	5	41	8.2	22	0
1986	Allen Lyday (S)	3	24	8.0	24	0
	Patrick Allen (CB)	3	20	6.7	18	0
1987	Keith Bostic (S)	6	-14	-2.3	7	0
1988	Jeff Donaldson (S)	4	29	7.3	23	0
1989	Steve Brown (CB)	5	54	10.8	41	0
1990	Richard Johnson (CB)	8	100	12.5	35	1
1991	Cris Dishman (CB)	6	61	10.2	43	0
1992	Jerry Gray (CB)	6	24	4.0	22	0
1993	Marcus Robertson (S)	7	137	19.6	69	0
1994	Darryll Lewis (CB)	5	57	11.4	20	0
1995	Darryll Lewis (CB)	6	145	24.2	98t	1
1996	Darryll Lewis (CB)	5	103	20.6	53	1

### SACKS

Year	Player	Total
1960	Don Floyd (DE)	4
1961	Doug Cline (LB)	6
1962	Ed Husmann (DT)	10
1963	Ed Husmann (DT)	5
	Gary Cutsinger (DE)	5
1964	Ed Husmann (DT)	4
	Don Floyd (DE)	4
1965	Gary Cutsinger (DE)	7
1966	Gary Cutsinger (DE)	5
1967	George Rice (DT)	6
1968	Pat Holmes (DE)	6
1969	Elvin Bethea (DE)	14
1970	Elvin Bethea (DE)	9.5
1971	Elvin Bethea (DE)	13
1972	Mike Tilleman (DT)	12
1973	Elvin Bethea (DE)	17
1974	Ted Washington (LB)	11
1975	Curly Culp (DT)	11.5
1976	Elvin Bethea (DE)	14.5
1977	James Young (DE)	7.5
1978	Elvin Bethea (DE)	8
1979	Jesse Baker (DE)	15.5
1980	Mike Stensrud (DE)	7
1981	Jesse Baker (DE)	10
1982	Jesse Baker (DE)	7.5
1983	Jesse Baker (DE)	5.5
1984	Jesse Baker (DE)	11
1985	Jesse Baker (DE)	5.5
1986	Ray Childress (DE)	5
1987	Ray Childress (DE)	6
1988	Ray Childress (DE)	8.5
	William Fuller (DE)	8.5
1989	Ray Childress (DE)	8.5



## YEAR-BY-YEAR LEADERS

Year	Player	Total
1990	Sean Jones (DE)	12.5
1991	William Fuller (DE)	15
1992	Ray Childress (DE)	13
1993	Sean Jones (DE)	13
1994	Lamar Lathon (DE)	8.5
1995	Anthony Cook (DE)	4.5
	Henry Ford (DE)	4.5
1996	Anthony Cook (DE)	7.5
1997	Kenny Holmes (DE)	7
	Gary Walker (DT)	7
1998	Lonnie Marts (LB)	4
1999	Jevon Kearse (DE)	14.5
2000	Jevon Kearse (DE)	11.5
2001	Jevon Kearse (DE)	10.0
2002	Kevin Carter (DE)	10.0
2003	Jevon Kearse (DE)	9.5
2004	Kevin Carter (DE)	6.0
2005	Kyle Vanden Bosch (DE)	12.5
2006	Kyle Vanden Bosch (DE)	6.5
2007	Kyle Vanden Bosch (DE)	12
2008	Albert Haynesworth (DT)	8.5
2009	Jacob Ford (DE)	5.5
2010	Jason Babin (DE)	12.5
2011	Karl Klug (DT)	7.0
2012	Derrick Morgan (DE)	6.5
2013	Jurrell Casey (DT)	10.5
2014	Derrick Morgan (OLB)	6.5
2015	Jurrell Casey (DT)	7.0
	Brian Orakpo (OLB)	7.0
2016	Brian Orakpo (OLB)	10.5
2017	Derrick Morgan (OLB)	7.5
2018	Jurrell Casey (DT)	7.0
2019	Harold Landry III (OLB)	9.0
2020	Harold Landry III (OLB)	5.5
2021	Harold Landry III (OLB)	12.0
2022	Denico Autry (OLB)	8.0
2023	Denico Autry (DL)	11.5

### TACKLES (SINCE 1974)

Year	Player	Solo	Assist	Total
1974	Gregg Bingham (LB)	128	78	206
1975	Gregg Bingham (LB)	110	75	185
1976	Gregg Bingham (LB)	100	91	191
1977	Gregg Bingham (LB)	95	95	190
1978	Gregg Bingham (LB)	109	114	223
1979	Gregg Bingham (LB)	100	103	203

Year	Player	Solo	Assist	Total
1980	Gregg Bingham (LB)	112	100	212
1981	Gregg Bingham (LB)	112	60	172
1982	Daryl Hunt (LB)	61	24	85
1983	Gregg Bingham (LB)	87	48	135
1984	Robert Abraham (LB)	106	92	198
1985	Avon Riley (LB)	80	67	147
1986	John Grimsley (LB)	112	87	199
1987	Al Smith (LB)	46	56	102
1988	John Grimsley (LB)	70	45	115
1989	John Grimsley (LB)	73	30	103
1990	Al Smith (LB)	78	26	104
1991	Al Smith (LB)	101	45	146
1992	Al Smith (LB)	70	52	122
1993	Al Smith (LB)	67	28	95
1994	Al Smith (LB)	97	45	142
1995	Blaine Bishop (S)	75	22	97
1996	Blaine Bishop (S)	73	36	100
1997	Barron Wortham (LB)	61	36	97
1998	Joe Bowden (LB)	88	57	145
1999	Blaine Bishop (S)	83	30	113
	Eddie Robinson (LB)	64	49	113
2000	Randall Godfrey (LB)	97	72	169
2001	Randall Godfrey (LB)	79	32	111
2002	Keith Bulluck (LB)	116	64	180
2003	Keith Bulluck (LB)	110	61	171
2004	Keith Bulluck (LB)	108	63	171
2005	Keith Bulluck (LB)	106	44	150
2006	Keith Bulluck (LB)	107	54	161
2007	David Thornton (LB)	97	43	140
2008	Keith Bulluck (LB)	83	37	120
2009	Stephen Tulloch (LB)	95	37	132
2010	Stephen Tulloch (LB)	121	48	169
2011	Jordan Babineaux (S)	81	36	117
2012	Akeem Ayers (LB)	79	31	110
2013	Bernard Pollard (S)	93	49	142
2014	Wesley Woodyard (LB)	66	68	134
2015	Avery Williamson (LB)	79	58	137
2016	Avery Williamson (LB)	76	73	149
2017	Wesley Woodyard (LB)	104	68	172
2018	Wesley Woodyard (LB)	85	39	124
2019	Rashaan Evans (LB)	84	55	139
2020	Kevin Byard (S)	79	32	111
2021	Kevin Byard (S)	58	30	88
2022	Kevin Byard (S)	69	37	106
2023	Azeez Al-Shaair (LB)	84	79	163



## INDIVIDUAL RECORDS: SERVICE

### Number of Games Played in Regular Season

1960–1977: 14 games  
 1978–1981, 1983–1986, 1988–2020: 16 games  
 1982: 9 games  
 1987: 15 games  
 2021–present: 17 games

### Most Seasons

19 Bruce Matthews, 1983-2001  
 16 Elvin Bethea, 1968-83  
 13 Brad Hopkins, 1993-2005  
 13 Brett Kern, 2009-21  
 12 Gregg Bingham, 1973-84  
 12 Mike Munchak, 1982-93  
 12 Craig Hentrich, 1998-09

### Most Seasons, Active

7 **Harold Landry III**, 2018-24  
 6 **Jeffery Simmons**, 2019-24  
 6 **Amani Hooker**, 2019-24

### Most Games Played

296 Bruce Matthews, 1983-2001  
 210 Elvin Bethea, 1968-83  
 197 Brett Kern, 2009-21  
 194 Brad Hopkins, 1993-2005  
 177 Craig Hentrich, 1998-2009  
 173 Gregg Bingham, 1973-84

160 Ray Childress, 1985-95  
 159 Mike Munchak, 1982-93  
 157 Keith Bulluck, 2000-09  
 152 Benji Olson, 1998-2007  
 151 Al Del Greco, 1991-2000  
 148 Michael Roos, 2005-14  
 147 Robert Brazile, 1975-84  
 146 Ted Thompson, 1975-84  
 145 Zeke Moore, 1967-77  
 144 Rob Bironas, 2005-13  
 144 Ken Burrough, 1971-81  
 141 Michael Griffin, 2007-15  
 141 Warren Moon, 1984-93

### Most Games Played, Active

97 **Harold Landry III**, 2018-24  
 83 **Jeffery Simmons**, 2019-24  
 80 **Amani Hooker**, 2019-24  
 77 **Nick Westbrook-Ikhine**, 2020-24

### Most Consecutive Games Played

232 Bruce Matthews, 1987-2001  
 177 Brett Kern, 2009-21  
 147 Robert Brazile, 1975-84  
 146 Craig Hentrich, 1998-2007  
 144 Rob Bironas, 2005-13  
 135 Beau Brinkley, 2012-20  
 135 Elvin Bethea, 1968-77

135 Keith Bulluck, 2000-09  
 134 Gregg Bingham, 1973-81  
 128 Eddie George, 1996-2003

### Most Consecutive Games Played, Active

67 **Morgan Cox**, 2021-24  
 50 **Chig Okonkwo**, 2022-24  
 33 **Harold Landry III**, 2023-24  
 33 **Arden Key**, 2023-24

### Most Consecutive Games Started

229 Bruce Matthews, 1987-2001  
 147 Robert Brazile, 1975-84  
 135 Elvin Bethea, 1968-77  
 134 Gregg Bingham, 1973-81  
 128 Eddie George, 1996-2003  
 127 Keith Bulluck, 2001-09

### Most Consecutive Games Started, Active

29 **Peter Skoronski**, 2023-24  
 17 **Harold Landry III**, 2023-24

## INDIVIDUAL RECORDS: SCORING

### Most Seasons Leading Team

9 Rob Bironas, 2005-13  
 9 Al Del Greco, 1992-2000  
 7 George Blanda, 1960-66  
 5 Ryan Succop, 2014-18  
 5 Tony Zendejas, 1985-90

### Most Consecutive Seasons Leading Team

9 Rob Bironas, 2005-13  
 9 Al Del Greco, 1992-2000  
 7 George Blanda, 1960-66  
 5 Ryan Succop, 2014-18  
 5 Tony Zendejas, 1985-89

## POINTS

### Career

1,060 Al Del Greco, 1991-2000 (322 PAT, 246 FG)  
 1,032 Rob Bironas, 2005-13 (315 PAT, 239 FG)  
 598 George Blanda, 1960-66 (4 TD, 301 PAT, 91 FG)  
 562 Derrick Henry, 2016-2023 (93 TD, 2 two-point)  
 548 Tony Zendejas, 1985-90 (197 PAT, 117 FG)  
 529 Ryan Succop, 2014-19 (178 PAT, 117 FG)  
 450 Eddie George, 1996-2003 (74 TD, 3 two-point)  
 438 Earl Campbell, 1978-84 (73 TD)

### Season

136 Ryan Succop, 2017 (31 PAT, 35 FG)  
 136 Al Del Greco, 1998 (28 PAT, 36 FG)  
 133 Rob Bironas, 2007 (28 PAT, 35 FG)

131 Al Del Greco, 1996 (35 PAT, 32 FG)  
 127 Rob Bironas, 2008 (40 PAT, 29 FG)  
 126 Al Del Greco, 1993 (39 PAT, 29 FG)  
 123 Gary Anderson, 2003 (42 PAT, 27 FG)

### Most Seasons, 100 or More Points

8 Al Del Greco, 1992-93, 1995-2000  
 7 Rob Bironas, 2007-13  
 3 Ryan Succop, 2016-18  
 2 George Blanda, 1960-61  
 2 Tony Zendejas, 1988-89  
 2 Derrick Henry, 2019-20

### Season, Rookie

92 Tony Zendejas, 1985 (29 PAT, 21 FG)  
 86 Roy Gerela, 1969 (29 PAT, 19 FG)  
 72 Bill Groman, 1960 (12 TD)

### Game

30 Billy Cannon, @ N.Y. Titans, 12/10/61 (5 TD)  
 26 Rob Bironas, @ Hou., 10/21/07 (8 FG, 2 PAT)  
 26 George Blanda, vs. L.A. Chargers, 9/18/60 (3 TD, 5 PAT, 1 FG)

### Game, Opponent

24 Art Powell, @ Oakland, 12/22/63  
 24 Corey Dillon, @ Cincinnati, 12/4/97  
 19 Robbie Gould, @ San Francisco, 12/17/17  
 19 Cody Parkey, @ Philadelphia, 11/23/14  
 19 Horst Muhlmann, vs. Cincinnati, 12/17/72

### Most Consecutive Games Scoring

67 Al Del Greco, 1994-00  
 46 Rob Bironas, 2006-08

## TOUCHDOWNS

### Career

93 Derrick Henry, 2016-23  
 74 Eddie George, 1996-2003  
 73 Earl Campbell, 1978-84  
 58 Chris Johnson, 2008-13  
 51 Charlie Hennigan, 1960-66  
 48 Kenny Burrough, 1971-81  
 Ernest Givins, 1986-94

### Season

19 Earl Campbell, 1979  
 18 Derrick Henry, 2019  
 18 Bill Groman, 1961

### Game

5 Billy Cannon, @ N.Y. Titans, 12/10/61

### Game, Opponent

4 Art Powell, @ Oakland, 12/22/63  
 4 Bob Hayes, @ Dallas, 12/20/70  
 4 Corey Dillon, @ Cincinnati, 12/4/97  
 3 22 times, last by Jonathan Taylor, @ Indianapolis, 12/22/24

### Most Consecutive Team Games Scoring TD

8 Bill Groman, 1961  
 6 DeMarco Murray, 2016  
 5 Derrick Henry, 2020  
 5 Derrick Henry, 2019  
 5 Hoyle Granger, 1967



## INDIVIDUAL RECORDS: SCORING

5	Ken Burrough, 1977
5	Earl Campbell, 1979
5	Earl Campbell, 1983
5	Chris Sanders, 1995
5	Eddie George, 1998-99
5	Kenny Britt, 2010

### POINTS AFTER TOUCHDOWNS

#### Career

322	Al Del Greco, 1991-2000
315	Rob Bironas, 2005-13
301	George Blanda, 1960-66
197	Tony Zendejas, 1985-90
178	Ryan Succop, 2014-19
149	Toni Fritsch, 1977-81

#### Season

64	George Blanda, 1961
48	George Blanda, 1962
	Tony Zendejas, 1988

#### Game

8	George Blanda, vs. N.Y. Titans, 10/14/62
7	George Blanda, @ Denver, 11/5/61
7	George Blanda, vs. N.Y. Titans, 11/19/61
7	George Blanda, @ Oakland, 12/22/63
7	Teddy Garcia, vs. Cleveland, 12/9/90

#### Most Made, Opponent, Game

8	Stephen Gostkowski, @ New England, 10/18/09
7	Jake Bates, @ Detroit, 10/27/24
7	Mason Crosby, @ Green Bay, 12/23/12
7	Cotton Davidson, @ Oakland, 12/22/63
7	Horst Muhlmann, vs. Cincinnati, 12/17/72
7	Jim Breech, @ Cincinnati, 12/17/89
7	Sebastian Janikowski, @ Oakland, 9/29/02
7	Lawrence Tynes, vs. Kansas City, 12/13/04

#### Most Consecutive PATs

285	Rob Bironas, 2006-13
229	Al Del Greco, 1993-2000
79	Gary Anderson, 2003-04
76	Al Del Greco, 1991-93
75	Skip Butler, 1972-76

#### Most Two-Point Conversions, Career

3	Eddie George, 1996-2003
3	Haywood Jeffires, 1987-95
3	Steve McNair, 1995-2005
3	Ryan Tannehill, 2019-2022

#### Most Two-Point Conversions, Season

3	Haywood Jeffires, 1994
---	------------------------

#### Most Two-Point Conversions, Game

1	40 times, last by <b>Tony Pollard</b> (run) and <b>Chig Okonkwo</b> (pass) at Indianapolis, 12/22/24
---	--

#### Most Two-Point Conversions, Opponent, Game

2	Charles Johnson @ Pittsburgh, 11/1/98 (pass, pass)
---	--

#### Most Defensive Two-Point Conversions, Game

1	<b>Amani Hooker</b> vs. Indianapolis, 12/3/23
---	---

## FIELD GOALS

#### Most Attempted, Career

295	Al Del Greco, 1991-2000
279	Rob Bironas, 2005-13
187	George Blanda, 1960-66
163	Tony Zendejas, 1985-90
140	Ryan Succop, 2014-19
122	Skip Butler, 1972-77

#### Most Attempted, Season

42	Ryan Succop, 2017
40	Roy Gerela, 1969
39	Al Del Greco, 1998
39	Rob Bironas, 2007
38	Al Del Greco, 1996
37	Tony Zendejas, 1989
35	Al Del Greco, 1997

#### Most Attempted, Game

8	Rob Bironas, @ Houston, 10/21/07
6	George Blanda, vs. N.Y. Titans, 10/9/60
6	George Blanda, vs. Denver, 9/14/63
6	Skip Butler, @ Cleveland, 10/12/75
6	Al Del Greco, vs. Atlanta, 12/5/93
6	Stephen Gostkowski, @ Minnesota, 9/27/20

#### Most Attempted, Opponent, Game

7	Tom Dempsey, Philadelphia, 11/12/72
6	Roy Gerela, Pittsburgh, 12/9/73
6	Jim Breech, @ Cincinnati, 11/1/87
6	John Carney, @ San Diego, 9/19/93
6	Sebastian Janikowski, @ Oakland, 11/24/13
6	Cody Parkey, @ Philadelphia, 11/23/14
6	Blair Walsh, Minnesota, 9/11/16
6	Robbie Gould, @ San Francisco, 12/17/17
6	Justin Tucker, Baltimore, 10/15/23

#### Most Made, Career

246	Al Del Greco, 1991-2000
239	Rob Bironas, 2005-13
117	Ryan Succop, 2014-19
117	Tony Zendejas, 1985-90
91	George Blanda, 1960-66
81	Toni Fritsch, 1977-81

#### Most Made, Season

36	Al Del Greco, 1998
35	Ryan Succop, 2017
35	Rob Bironas, 2007
32	Al Del Greco, 1996
29	<b>Nick Folk</b> , 2023
29	Al Del Greco, 1993
29	Rob Bironas, 2008

29	Rob Bironas, 2011
----	-------------------

#### Most Made, Game

* 8	Rob Bironas, @ Houston, 10/21/07
6	Stephen Gostkowski, @ Minnesota, 9/27/20
5	<b>Nick Folk</b> , @ Miami, 9/30/24
5	<b>Nick Folk</b> , @ New Orleans, 9/10/23
5	Ryan Succop, vs. Indianapolis, 10/16/17
5	Al Del Greco, @ Philadelphia, 12/3/2000
5	Roy Gerela, vs. Miami, 9/28/69

\* Denotes NFL Record

#### Most Made, Opponent, Game

6	Justin Tucker, Baltimore, 10/15/23
6	Robbie Gould, @ San Francisco, 12/17/17
6	Tom Dempsey, vs. Philadelphia, 11/12/72
6	John Carney, @ San Diego, 9/19/93
5	9 times, last by <b>Nick Folk</b> , @ New England, 11/28/21

#### Most Consecutive Field Goals Made

20	<b>Nick Folk</b> , 2023-24
20	<b>Nick Folk</b> , 2023
20	Al Del Greco, 1998-99
20	Rob Bironas, 2007-08
20	Rob Bironas, 2010
20	Rob Bironas, 2011-12
19	Ryan Succop, 2016-17
19	Rob Bironas, 2007
18	Al Del Greco, 1995-96
16	Ryan Succop, 2017
15	Ryan Succop, 2014-15

#### Most Consecutive Games With Field Goal Made

20	Rob Bironas, 2009-10
19	Rob Bironas, 2006-07
13	Rob Bironas, 2011-12
12	Al Del Greco, 1998
12	Gary Anderson, 2003
12	Rob Bironas, 2008
10	George Blanda, 1964-65
10	George Blanda, 1966
10	Ryan Succop, 2016-17

#### Longest Field Goal

60	Rob Bironas, vs. Indianapolis, 12/3/06
56	<b>Nick Folk</b> , @ Houston, 11/24/24
56	Al Del Greco, vs. San Francisco, 10/27/96
56	Rob Bironas, @ Denver, 11/19/07
55	Stephen Gostkowski, @ Minnesota, 9/27/20
55	Rob Bironas, vs. Denver, 10/3/10
55	Rob Bironas, vs. Houston, 12/29/13
55	George Blanda, vs. San Diego, 12/3/61
54	Stephen Gostkowski, @ Minnesota, 9/27/20
54	George Blanda, @ Oakland, 11/11/62
54	Skip Butler, @ Buffalo, 9/19/76
54	Al Del Greco, vs. Kansas City, 9/20/92
54	Ryan Succop, @ Buffalo, 10/7/18





## INDIVIDUAL RECORDS: SCORING

### Longest Field Goal, Opponent

64	Matt Prater, @ Denver, 12/8/13
56	Jason Myers, @ Jacksonville, 12/24/16
56	Jason Elam, Denver, 11/26/95
55	Chris Bahr, @ Cincinnati, 9/23/79
55	Matt Stover, Cleveland, 11/17/91
54	(eight times, last by Ka'imi Fairbairn, @ Houston, 11/24/24)

### Highest Field Goal Percentage, Career (100 made)

85.7	Rob Bironas, 2005-13, (239 of 279)
83.6	Ryan Succop, 2014-19 (117 of 140)
83.4	Al Del Greco, 1991-2000, (246 of 295)

### Highest Field Goal Percentage, Season

96.7	Nick Folk, 2023 (29 of 30)
92.3	Al Del Greco, 1998 (36 of 39)
92.3	Rob Bironas, 2010 (24 of 26)
91.7	Ryan Succop, 2016 (22 of 24)
90.6	Rob Bironas, 2011 (29 of 32)
89.7	Rob Bironas, 2007 (35 of 39)
87.9	Rob Bironas, 2008 (29 of 33)
87.5	Ryan Succop, 2015 (14 of 16)
87.1	Gary Anderson, 2003 (27 of 31)
87.1	Al Del Greco, 1995 (27 of 31)
86.7	Ryan Succop, 2018 (26 of 30)

## SAFETIES

### Most Safeties, Career

2	Elvin Bethea (1968-83)
2	James Young (1977-79)

### Most Safeties, Game (Individual)

1	Many times, last by <b>Harold Landry III</b> at Houston (11/24/24), sack in end zone
---	--

## INDIVIDUAL RECORDS: RUSHING

### Most Seasons Leading Team

8	Eddie George, 1996-2003
7	Derrick Henry, 2017-23
6	Earl Campbell, 1978-84
6	Chris Johnson, 2008-13
4	Mike Rozier, 1985-90

### Most Consecutive Seasons Leading Team

8	Eddie George, 1996-2003
7	Derrick Henry, 2017-23
6	Earl Campbell, 1978-83
6	Chris Johnson, 2008-13
4	Mike Rozier, 1985-88

## ATTEMPTS

### Career

2,733	Eddie George, 1996-2003
2,030	Derrick Henry, 2016-23
1,979	Earl Campbell, 1978-84
1,742	Chris Johnson, 2008-13
1,000	Lorenzo White, 1988-94
910	Mike Rozier, 1985-90
907	Charles Tolar, 1960-66
773	Hoyle Granger, 1966-70, 72

### Season

403	Eddie George, 2000
378	Derrick Henry, 2020
373	Earl Campbell, 1980
368	Earl Campbell, 1979
361	Earl Campbell, 1981

### Game

39	Earl Campbell, vs. Seattle, 10/11/81
38	Earl Campbell, @ Kansas City, 10/12/80
37	Earl Campbell, vs. Cincinnati, 10/4/81

### Game, Opponent

39	Corey Dillon, @ Cincinnati, 12/4/97
34	Rodney Hampton, N.Y. Giants, 11/21/94
33	Le'Veon Bell, Pittsburgh, 11/17/14
32	Greg Pruitt, Cleveland, 12/3/81
32	Tony Collins, @ New England, 11/28/82
32	Melvin Gordon, @ San Diego, 11/6/16

## YARDS GAINED

### Career

10,009	Eddie George, 1996-2003
9,502	Derrick Henry, 2016-23
8,574	Earl Campbell, 1978-84
7,965	Chris Johnson, 2008-13
4,079	Lorenzo White, 1988-94
3,514	Hoyle Granger, 1966-70, 72
3,439	Steve McNair, 1995-05
3,426	Mike Rozier, 1985-90

### Season

2,027	Derrick Henry, 2020
2,006	Chris Johnson, 2009
1,934	Earl Campbell, 1980
1,697	Earl Campbell, 1979
1,540	Derrick Henry, 2019
1,538	Derrick Henry, 2022
1,509	Eddie George, 2000
1,450	Earl Campbell, 1978

### Season, Rookie

1,450	Earl Campbell, 1978
1,368	Eddie George, 1996
1,228	Chris Johnson, 2008
947	Rodney Thomas, 1995
756	Sid Blanks, 1964
652	Rob Carpenter, 1977

### Game

250	Derrick Henry @ Houston, 1/3/21
238	Derrick Henry vs. Jacksonville, 12/6/18
228	Chris Johnson vs. Jacksonville, 11/1/09
219	Derrick Henry @ Houston, 10/30/22
216	Billy Cannon, @ N.Y. Titans, 12/10/61
216	Eddie George, vs. Oakland, 8/31/97
215	Derrick Henry, at Jacksonville, 12/13/20
212	Derrick Henry, vs. Houston, 10/18/20
211	Derrick Henry, @ Houston, 12/29/19
206	Earl Campbell, @ Chicago, 11/16/80

### Game, Opponent

246	Corey Dillon, @ Cincinnati, 12/4/97
218	Jonathan Taylor, @ Indianapolis, 12/22/24

215	Eric Dickerson, @ L.A. Rams, 12/9/84
-----	--------------------------------------

204	Le'Veon Bell, Pittsburgh, 11/17/14
201	James Brooks, @ Cincinnati, 12/23/90

### Longest Run

99	Derrick Henry vs. Jacksonville, 12/6/18 (TD)
94	Derrick Henry vs. Houston, 10/18/20 (TD)
94	Chris Johnson vs. N.Y. Jets, 12/17/12 (TD)
91	Chris Johnson vs. Houston, 9/20/09 (TD)
91	Sid Blanks vs. N.Y. Jets, 12/13/64 (TD)
89	Chris Johnson vs. Jacksonville, 11/1/09 (TD)
87	Marcus Mariota vs. Jacksonville, 12/6/15 (TD)
85	Chris Johnson vs. Arizona, 11/29/09 (TD)
83	Chris Johnson @ Buffalo, 10/21/12 (TD)
81	Earl Campbell vs. Miami, 11/20/78 (TD)

### Longest Run, Opponent

97	Lamar Miller, @ Houston, 11/26/18 (TD)
91	Wilbert Montgomery, @ Philadelphia, 12/19/82 (TD)
80	Donald Brown, @ Indianapolis, 12/18/11 (TD)
80	Corey Dillon at Cincinnati, 10/8/2000 (TD)
80	Wray Carlton, vs. Buffalo, 12/5/65 (TD)
79	Bill Mathis, @ N.Y. Jets, 11/21/65

### Most Seasons, 1,000 or More Yards

7	Eddie George, 1996-2000, 2002-03
6	Chris Johnson, 2008-13
5	Earl Campbell, 1978-81, 1983
5	Derrick Henry, 2018-20, 2022-23
1	10 players, last by <b>Tony Pollard</b> in 2024

### Most Consecutive Seasons, 1,000 or More Yards

6	Chris Johnson, 2008-13
5	Eddie George, 1996-2000





## INDIVIDUAL RECORDS: RUSHING

4	Earl Campbell, 1978-81
3	Derrick Henry, 2018-20
2	Eddie George, 2002-03
2	Derrick Henry, 2022-23

### Most Games, 200 or More Yards, Season

4	Earl Campbell, 1980
3	Derrick Henry, 2020

### Most Games, 100 or More Yards, Career

39	Earl Campbell, 1978-84
38	Derrick Henry, 2016-23
36	Eddie George, 1996-03
35	Chris Johnson, 2008-13
11	Hoyle Granger, 1966-70, 1972
8	Mike Rozier, 1985-90

### Most Games, 100 or More Yards, Season

12	Chris Johnson, 2009
11	Earl Campbell, 1979
10	Earl Campbell, 1980
10	Derrick Henry, 2020
9	Derrick Henry, 2022
8	Chris Johnson, 2010
8	Eddie George, 1997
7	Hoyle Granger, 1967
7	Earl Campbell, 1978, 1983

### Most Consecutive Games, 100 or More Yards

12	Chris Johnson, 2009-10
7	Earl Campbell, 1979
6	Earl Campbell, 1980
5	Eddie George, 1998
5	Derrick Henry, 2022
5	Derrick Henry, 2021

## AVERAGE GAIN

### Career (Minimum 750 attempts)

4.68	Derrick Henry (2016-23)
4.57	Chris Johnson (2008-13)
4.56	Hoyle Granger (1966-70, 1972)
4.33	Earl Campbell (1978-84)
4.08	Lorenzo White (1988-94)

### Season

5.60	Chris Johnson, 2009
5.36	Derrick Henry, 2020
5.21	Sid Blanks, 1964
5.18	Earl Campbell, 1980
5.14	Gary Brown, 1993
5.08	Derrick Henry, 2019
5.05	Hoyle Granger, 1967

## TOUCHDOWNS

### Career

90	Derrick Henry, 2016-23
73	Earl Campbell, 1978-84
64	Eddie George, 1996-2003
50	Chris Johnson, 2008-13
36	Steve McNair, 1995-2005
29	Lorenzo White, 1988-94
27	Mike Rozier, 1985-90

### Season

19	Earl Campbell, 1979
17	Derrick Henry, 2020
16	Derrick Henry, 2019
15	LenDale White, 2008
14	Eddie George, 2000
14	Chris Johnson, 2009

### Season, Rookie

13	Earl Campbell, 1978
----	---------------------

### Game

4	Derrick Henry, vs. Jacksonville, 12/6/18
4	Earl Campbell, vs. Miami, 11/20/78
4	Lorenzo White, vs. Cleveland, 12/9/90

### Game, Opponent

4	Corey Dillon, @ Cincinnati, 12/4/97
3	13 times, last by Jonathan Taylor, @ Ind., 12/22/24

### Most Consecutive Games, Rushing Touchdown

6	Earl Campbell, 9/4/83-10/16/83
5	Derrick Henry, 9/27/20-11/1/20
5	Derrick Henry, 11/3/19-12/8/19
5	Earl Campbell, 9/16/79-10/14/79
5	DeMarco Murray, 10/16/16-11/13/16
4	(Nine times, last by Derrick Henry, 9/19/22-10/9/22)

## INDIVIDUAL RECORDS: PASSING

### Most Seasons Leading Team

10	Warren Moon, 1984-93
9	Dan Pastorini, 1971-79
8	Steve McNair, 1997-2003, 2005

### Most Consecutive Seasons Leading Team

10	Warren Moon, 1984-93
9	Dan Pastorini, 1971-79
7	George Blanda, 1960-66
7	Steve McNair, 1997-2003

## ATTEMPTS

### Career

4,546	Warren Moon, 1984-93
3,871	Steve McNair, 1995-2005
2,784	George Blanda, 1960-66
2,767	Dan Pastorini, 1971-79
1,853	Ryan Tannehill, 2019-23
1,765	Marcus Mariota, 2015-19
1,190	Vince Young, 2006-10
1,081	Kerry Collins, 2006-10
824	Pete Beathard, 1967-69
739	Ken Stabler, 1980-81

### Season

655	Warren Moon, 1991
584	Warren Moon, 1990
531	Ryan Tannehill, 2021
520	Warren Moon, 1993
518	Matt Hasselbeck, 2011
505	George Blanda, 1964
492	Steve McNair, 1998
492	Steve McNair, 2002

### Game

68	George Blanda, @ Buffalo, 11/1/64
60	George Blanda, vs. Oakland, 11/7/65
60	Billy Volek, @ Oakland, 12/19/04

### Game, Opponent

68	Patrick Mahomes, @ Kansas City, 11/6/22
61	Colt McCoy, @ Cleveland, 10/2/11
59	Peyton Manning, @ Denver, 12/8/13
54	Matt Barkley, @ Chicago, 11/27/16
54	Blake Bortles, Jacksonville, 10/27/16
54	Matt Schaub, Houston, 12/19/10
54	Eric Zeier, @ Cleveland, 11/5/95

## COMPLETIONS

### Career

2,632	Warren Moon, 1984-93
2,305	Steve McNair, 1995-2005
1,426	Dan Pastorini, 1971-79
1,347	George Blanda, 1960-66
1,234	Ryan Tannehill, 2019-23
1,110	Marcus Mariota, 2015-19
689	Vince Young, 2006-10
613	Kerry Collins, 2006-10
458	Ken Stabler, 1980-81

### Season

404	Warren Moon, 1991
362	Warren Moon, 1990
357	Ryan Tannehill, 2021
319	Matt Hasselbeck, 2011
315	Ryan Tannehill, 2020
303	Warren Moon, 1993
301	Steve McNair, 2002
293	Ken Stabler, 1980

### Game

41	Warren Moon, vs. Dallas, 11/10/91
40	Billy Volek, @ Oakland, 12/19/04



## INDIVIDUAL RECORDS: PASSING

39	Billy Volek, @ San Diego, 10/3/04
37	George Blanda, @ Buffalo, 11/1/64
36	Ryan Fitzpatrick, vs. Arizona, 12/15/13
36	Warren Moon, vs. Seattle, 11/7/93

### Game, Opponent

43	Patrick Mahomes, @ Kansas City, 11/6/22
40	Colt McCoy, @ Cleveland, 10/2/11
39	Peyton Manning, @ Denver, 12/8/13
37	Peyton Manning, @ Indianapolis, 11/3/02
36	Tim Couch, Cleveland, 9/22/02
36	Peyton Manning, Indianapolis, 10/11/09
36	Drew Brees, New Orleans, 12/11/11
36	Patrick Mahomes, Kansas City, 11/10/19
36	Nick Foles, Chicago, 11/8/20

### Consecutive Completions in a Game (Since 1997)

19	Marcus Mariota, @ Houston, 11/26/18
15	Marcus Mariota, vs. Philadelphia, 9/30/18

### Consecutive Completions to Begin a Game (Since 1997)

19	Marcus Mariota, @ Houston, 11/26/18
11	<b>Will Levis</b> , @ Houston, 11/24/24
11	Ryan Tannehill, vs. Kansas City, 10/24/2021
10	Marcus Mariota, vs. Green Bay, 11/13/16
10	Steve McNair, @ New England, 9/20/98

## COMPLETION PERCENTAGE

### Career (Minimum 1,500 attempts)

66.6	Ryan Tannehill, 2019-23 (1,234 of 1,853)
62.9	Marcus Mariota, 2015-19 (1,110 of 1,765)
59.5	Steve McNair, 1995-2005 (2,305 of 3,871)
57.9	Warren Moon, 1984-93 (2,632 of 4,546)
51.5	Dan Pastorini, 1971-79 (1,426 of 2,767)
48.4	George Blanda, 1960-66 (1,347 of 2,784)

### Season

70.3	Ryan Tannehill, 2019 (201 of 286)
68.9	Marcus Mariota, 2018 (228 of 331)
67.2	Ryan Tannehill, 2021 (357 of 531)
65.6	Cody Carlson, 1992 (149 of 227)
65.5	Ryan Tannehill, 2020 (315 of 481)
65.2	Ryan Tannehill, 2022 (212 of 325)
64.7	Warren Moon, 1992 (224 of 346)
64.5	Ken Stabler, 1980 (293 of 454)
63.2	Chris Chandler, 1995 (225 of 356)
62.6	Steve McNair, 2000 (248 of 396)

### Game (Min. 20 attempts)

95.7	Marcus Mariota, @ Houston, 11/26/18 (22 of 23)
88.5	Chris Chandler, @ Cincinnati, 9/24/95 (23 of 26)
85.7	Ken Stabler, vs. Baltimore, 9/21/80 (18 of 21)
83.3	Ryan Tannehill, vs. L.A. Chargers, 9/17/23 (20 of 24)
82.6	Steve McNair, vs. Indianapolis, 12/8/02 (19 of 23)
82.6	Warren Moon, vs. Miami, 10/1/89 (19 of 23)
82.1	Ken Stabler, @ Cleveland, 9/15/80 (23 of 28)
81.8	Marcus Mariota, vs. Jacksonville, 10/27/16 (18 of 22)
81.5	Ryan Tannehill, @ Green Bay, 10/17/22 (22 of 27)
81.0	Ryan Tannehill, @ Indianapolis, 10/2/22 (17 of 21)

## YARDS GAINED

### Career

33,685	Warren Moon, 1984-93
27,141	Steve McNair, 1995-2005
19,149	George Blanda, 1960-66
16,846	Dan Pastorini, 1971-79
14,447	Ryan Tannehill, 2019-23
13,207	Marcus Mariota, 2015-19
8,098	Vince Young, 2006-10
6,804	Kerry Collins, 2006-10
5,190	Ken Stabler, 1980-81
5,128	Pete Beathard, 1967-69

### Season

4,690	Warren Moon, 1991
4,689	Warren Moon, 1990
3,819	Ryan Tannehill, 2020
3,734	Ryan Tannehill, 2021
3,631	Warren Moon, 1989
3,571	Matt Hasselbeck, 2011
3,489	Warren Moon, 1986
3,485	Warren Moon, 1993

### Game

527	Warren Moon, @ Kansas City, 12/16/90
492	Billy Volek, @ Oakland, 12/19/04
464	George Blanda, @ Buffalo, 10/29/61
457	Jacky Lee, @ Boston, 10/13/61
432	Warren Moon, vs. Dallas, 11/10/91

### Game, Opponent

446	Patrick Mahomes, @ Kansas City, 11/6/22
446	Patrick Mahomes, Kansas City, 11/10/19
425	Peyton Manning, @ Indianapolis, 12/5/04
407	Tom Flores, @ Oakland, 12/22/63
406	Tony Romo, @ Dallas, 10/10/10
397	Peyton Manning, @ Denver, 12/8/13
397	Matt Ryan, @ Atlanta, 9/29/19
393	Andrew Luck, @ Indianapolis, 9/28/14
389	Drew Brees, @ New Orleans, 11/8/15

389	Jim McMahon, @ San Diego, 9/17/89
-----	-----------------------------------

### Most Seasons, 3,000 or More Passing Yards

6	Warren Moon, 1984-93
5	Steve McNair, 1998, 2001-03, 2005
3	George Blanda, 1961, 1963-64

### Most Games, 400 or More Passing Yards, Career

4	Warren Moon, 1984-93
2	Billy Volek, 2000-06
2	George Blanda, 1960-66
1	Ryan Fitzpatrick, 2013
1	Jacky Lee, 1960-63; 1966-67
1	Steve McNair, 1995-2005

### Most Games, 400 or More Passing Yards, Season

2	Billy Volek, 2004
2	George Blanda, 1961
2	Warren Moon, 1991

### Most Games, 300 or More Passing Yards, Career

38	Warren Moon, 1984-93
15	George Blanda, 1960-66
10	Steve McNair, 1995-2005

### Most Games, 300 or More Passing Yards, Season

9	Warren Moon, 1990
6	Warren Moon, 1991

### Most Consecutive Games, 300 or More Passing Yards

4	Warren Moon, 1990
3	George Blanda, 1964
3	Warren Moon, 1985
3	Warren Moon, 1991

### Longest Pass Completion (All TDs)

98	<b>Will Levis</b> (to <b>Nick Westbrook-Ikhine</b> ), vs. Minnesota, 11/17/24
98	Jacky Lee (to Willard Dewveall), vs. S.D., 11/25/62
95	George Blanda (to Dick Compton), vs. Buffalo, 12/5/65
92	Jacky Lee (to Bill Groman), vs. Denver, 11/20/60

### Longest Pass Completion, Opponent (All TDs)

94	Jack Kemp (to Glenn Bass), Buffalo, 10/11/64
90	John McCormick (to Bob Scarpitto), @ Den 10/17/65

## TOUCHDOWN PASSES

### Career

196	Warren Moon, 1984-93
165	George Blanda, 1960-66
156	Steve McNair, 1995-2005
96	Dan Pastorini, 1971-79
93	Ryan Tannehill, 2019-23

### Season

36	George Blanda, 1961
33	Warren Moon, 1990



## INDIVIDUAL RECORDS: PASSING

33	Ryan Tannehill, 2020
27	George Blanda, 1962
26	Marcus Mariota, 2016
24	Steve McNair, 2003
24	George Blanda, 1963
24	George Blanda, 1960

### Game

7*	George Blanda, vs. N.Y. Titans, 11/19/61
6	George Blanda, vs. N.Y. Titans, 10/14/62
5	Steve McNair, vs. Jacksonville, 12/26/99
5	Warren Moon, at Cincinnati, 10/11/92
5	Warren Moon, at Cleveland, 11/18/90
5	Warren Moon, vs. Cincinnati, 10/14/90

\* Tied for NFL record

### Game, Opponent

6	Tom Flores, @ Oakland, 12/22/63
6	Tom Brady, @ New England, 10/18/09
6	Ryan Fitzpatrick, @ Houston, 11/30/14
5	Joe Namath, @ N.Y. Jets, 9/18/66
5	Craig Morton, @ Dallas, 12/20/70
5	Jim Kelly, Buffalo, 9/24/89
5	Kerry Collins, @ Oakland, 12/19/04
5	Ben Roethlisberger, @ Pittsburgh, 10/9/11
5	Blake Bortles, Jacksonville, 12/6/15

### Most Consecutive Games, Touchdown Pass

23	Steve McNair, 2001-2002
21	Warren Moon, 1990-91
17	Warren Moon, 1992-93
15	George Blanda, 1963-64
14	George Blanda, 1964-65
14	Ryan Tannehill, 2020-21

## HAD INTERCEPTED

### Career

189	George Blanda, 1960-66
166	Warren Moon, 1984-93
139	Dan Pastorini, 1971-79

### Season

42	George Blanda, 1962
28	Ken Stabler, 1980
26	Warren Moon, 1986

### Game

6	George Blanda, @ Buffalo, 9/9/62
6	George Blanda, vs. Denver, 11/14/65

### Game, Opponent

6	Joe Namath, @ N.Y. Jets, 10/15/67
6	Bobby Hebert, Atlanta, 12/5/93
5	Rick Norton, @ Miami, 11/23/69
5	Keith Null, St. Louis, 12/13/09
4	8 times, last by Mark Sanchez, N.Y. Jets, 12/17/12

### Most Consecutive Passes Attempted, No INT's

205	Marcus Mariota, 2018-19
161	Kerry Collins, 2008
159	Jake Locker, 2012-13
154	Billy Joe Tolliver, 1994

### Most Attempts, No Interceptions, Game

56	Warren Moon, vs. Dallas, 11/10/91
----	-----------------------------------

61.0	Dan Pastorini, 1971-79
------	------------------------

### Season (minimum 14 att. per team game)

117.5	Ryan Tannehill, 2019
106.5	Ryan Tannehill, 2020
100.4	Steve McNair, 2003
96.8	Warren Moon, 1990
95.6	Marcus Mariota, 2016
94.6	Ryan Tannehill, 2022
92.3	Marcus Mariota, 2018
91.5	Marcus Mariota, 2015
91.3	George Blanda, 1961
90.2	Steve McNair, 2001

### Game (minimum 20 attempts)

158.3	Chris Chandler, @ Cincinnati, 9/24/95
149.8	Marcus Mariota, vs. Green Bay, 11/13/16
148.1	Marcus Mariota, vs. Jacksonville, 10/27/16
147.7	Marcus Mariota, @ Houston, 11/26/18
146.8	Steve McNair, vs. Houston, 10/12/03
146.1	Warren Moon, @ Cleveland, 11/18/90
145.8	Ryan Tannehill, vs. Detroit, 12/20/20
145.7	Ryan Tannehill, vs. Jacksonville, 9/20/20
145.1	Warren Moon, vs. Buffalo, 11/26/90
143.1	Chris Chandler, vs. Denver, 11/26/95

## PASSER RATING

### Career (minimum 1,500 attempts)

97.8	Ryan Tannehill, 2019-23
89.6	Marcus Mariota, 2015-19
83.3	Steve McNair, 1995-05
80.4	Warren Moon, 1984-93
62.5	George Blanda, 1960-66

## INDIVIDUAL RECORDS: PASS RECEIVING

### RECEPTIONS

#### Most Seasons Leading Team

7	Ken Burrough, 1971-81
5	Haywood Jeffires, 1987-95
5	Frank Wycheck, 1996-2000

#### Most Consecutive Seasons Leading Team

6	Ken Burrough, 1974-79
5	Frank Wycheck, 1996-2000
4	Delanie Walker, 2014-2017
4	Charlie Hennigan, 1961-64
4	Derrick Mason, 2001-04
3	A.J. Brown, 2019-21
3	Alvin Reed, 1968-70

#### Career

542	Ernest Givins, 1986-94
515	Haywood Jeffires, 1987-95
482	Frank Wycheck, 1995-2003

480	Drew Hill, 1985-91
453	Derrick Mason, 1997-2004
410	Charlie Hennigan, 1960-66
408	Ken Burrough, 1971-81

### Season

101	Charlie Hennigan, 1964
100	Haywood Jeffires, 1991
96	Derrick Mason, 2004
95	Derrick Mason, 2003
94	Delanie Walker, 2015
94	Kendall Wright, 2013
90	Drew Hill, 1991
90	Haywood Jeffires, 1992

### Game

13	Charlie Hennigan, @ Boston, 10/13/61
13	Haywood Jeffires, @ N.Y. Jets, 10/13/91

13	Drew Bennett, @ Oakland, 12/19/04
12	Sid Blanks, @ San Diego, 9/12/64
12	Charlie Hennigan, @ Buffalo, 11/1/64
12	Charlie Hennigan, vs. Boston, 11/29/64
12	Derrick Mason, vs. Baltimore, 11/12/01
12	Derrick Mason, @ NYG, 12/1/02
12	Derrick Mason, @ San Diego, 10/3/04
12	Drew Bennett, vs. KC, 12/13/04
12	Kendall Wright, vs. Arizona, 12/15/13

### Game, Opponent

14	Courtney Hawkins, @ Pittsburgh, 11/1/98
13	Priest Holmes, @ Baltimore, 10/11/98



## INDIVIDUAL RECORDS: PASS RECEIVING

12	Cris Carter, @ Minnesota, 10/8/95
12	Brian Westbrook, @ Philadelphia, 11/19/06
12	Chad Johnson, @ Cincinnati, 11/25/07
12	Reggie Wayne, @ Indianapolis, 12/30/07
12	Jordy Nelson, @ Green Bay, 11/13/16
12	Michael Thomas, New Orleans, 12/22/19
12	Stefon Diggs, @ Buffalo, 9/19/22

### Most Consecutive Games, Pass Reception

99	Frank Wycheck, 1996-2002
83	Delanie Walker, 2013-19
82	Ernest Givins, 1988-93
82	Charlie Hennigan, 1960-66
80	Ken Burrough, 1971-78
76	Drew Hill, 1986-91
71	Nate Washington, 2009-13
63	Kendall Wright, 2012-16
58	Bob McLeod, 1961-66
55	Charley Frazier, 1962-68

### Most Seasons, 50 or More Pass Receptions

8	Ernest Givins, 1986-93
6	Drew Hill, 1985-86, 1988-91
6	Haywood Jeffires, 1990-95
6	Frank Wycheck, 1996-2001
5	Delanie Walker, 2013-17
5	Derrick Mason, 2000-04
4	Charlie Hennigan, 1961-64
3	A.J. Brown, 2019-21
3	Curtis Duncan, 1990-92
3	Kendall Wright, 2012-14

## YARDS

### Career

7,935	Ernest Givins, 1986-94
7,477	Drew Hill, 1985-91
6,907	Ken Burrough, 1971-81
6,823	Charlie Hennigan, 1960-66
6,119	Haywood Jeffires, 1987-95

### Season

1,746	Charlie Hennigan, 1961
1,561	Charlie Hennigan, 1964

### Game

272	Charlie Hennigan, @ Boston, 10/13/61
245	Haywood Jeffires, @ Kansas City, 12/16/90
233	Drew Bennett, vs. Kansas City, 12/13/04
232	Charlie Hennigan, @ Buffalo, 10/29/61
225	Kenny Britt, vs. Philadelphia, 10/24/10
210	Drew Hill, @ Indianapolis, 12/22/85

### Game, Opponent

247	Art Powell, @ Oakland, 12/22/63
238	DeAndre Hopkins, @ Houston, 11/30/14
212	Don Maynard, @ N.Y. Jets, 10/20/69

210	Bake Turner, N.Y. Jets, 11/10/63
-----	----------------------------------

### Longest Pass Reception (All TDs)

98	Nick Westbrook-Ikhine, vs. Minnesota, 11/17/24
98	Willard Dewveall, vs. San Diego, 11/25/62
95	Dick Compton, vs. Buffalo, 12/5/65
92	Bill Groman, vs. Denver, 11/20/60

### Longest Pass Reception, Opponent (All TDs)

94	Glenn Bass, Buffalo, 10/11/64
90	Bob Scarpitto, @ Denver, 10/17/65
86	Warrick Dunn, @ Atlanta, 11/23/03

### Most Seasons, 1,000 or More Yards Pass Receiving, Career

4	Derrick Mason, 2001-04
3	Charlie Hennigan, 1960-66
3	Drew Hill, 1985-91

### Most Cons. Seasons, 1,000 or More Yards Pass Rec., Career

4	Derrick Mason, 2001-04
2	A.J. Brown, 2019-20
2	Charlie Hennigan, 1963-64
2	Tim Smith, 1983-84

### Most Games, 100 or More Yards Pass Receiving, Career

26	Charlie Hennigan, 1960-66
24	Drew Hill, 1985-91
18	Ernest Givins, 1986-94

### Most Games, 100 or More Yards Pass Receiving, Season

9	Charlie Hennigan, 1964
---	------------------------

## TOUCHDOWNS

### Career

51	Charlie Hennigan, 1960-66
47	Ken Burrough, 1971-81
47	Drew Hill, 1985-91
47	Haywood Jeffires, 1987-95
46	Ernest Givins, 1986-94

### Season

17	Bill Groman, 1961
12	Bill Groman, 1960
12	Charlie Hennigan, 1961
12	Charles Frazier, 1966

### Game

3	18 times, last by DeAndre Hopkins, vs. Atlanta, 10/29/23
---	--

### Game, Opponent

4	Art Powell, @ Oakland, 12/22/63
4	Bob Hayes, @ Dallas, 12/20/70
3	13 times, last by Stefon Diggs, @ Buffalo, 9/19/22

### Most Consecutive Games Catching TD Pass

8	Bill Groman, 10/1/1961-11/19/1961
6	Bill Groman, 10/16/1960-11/25/1960
5	A.J. Brown, 10/13/2020-11/8/2020
5	Kenny Britt, 9/26/2010-10/24/2010

5	Chris Sanders, 11/12/1995-12/10/1995
5	Ken Burrough, 11/6/1977-12/4/1977
4	Nick Westbrook-Ikhine, 10/13/24-11/3/2024
4	Kenny Britt, 12/26/2010-9/18/2011
4	Justin McCareins, 11/9/2003-12/1/2003
4	Kevin Dyson, 11/4/2001-11/25/2001
4	Willie Davis, 9/1/1996-09/29/1996
4	Curtis Duncan, 10/25/1987-11/15/1987
4	Dave Casper, 9/19/1982-12/5/1982
4	Charlie Hennigan, 11/19/1961-12/10/1961

## RECEIVING AVERAGE

### Career (minimum 200 receptions)

16.9	Ken Burrough, 1971-81
16.6	Charlie Hennigan, 1960-66
15.6	Drew Hill, 1985-91
15.1	Tim Smith, 1980-86
15.0	Nate Washington, 2009-14
14.8	Drew Bennett, 2001-06
14.6	Ernest Givins, 1986-94
13.8	Corey Davis, 2017-20
13.5	Derrick Mason, 1997-04

### Season (minimum 32 receptions per 16 games)

23.5	Chris Sanders, 1995
23.5	Bill Groman, 1961
22.0	Charlie Joiner, 1971
21.3	Charlie Hennigan, 1961
20.5	Bill Groman, 1960
20.2	A.J. Brown, 2019
20.2	Drew Hill, 1987
20.1	Ken Burrough, 1975
19.8	Charley Frazier, 1966

### Game (minimum 3 receptions)

60.7	Bill Groman, vs. Den, 11/20/60 (3 rec.)
46.3	Willard Dewveall, at SD, 11/25/62 (3 rec.)
44.7	Bill Groman, vs. Den, 11/05/61 (3 rec.)
42.0	Ernest Givins, at Cle, 11/22/87 (3 rec.)
41.3	Drew Bennett, at Ind, 12/05/04 (3 rec.)
40.7	Derrick Mason, vs. Cle, 12/02/01 (3 rec.)
40.0	Butch Woolfolk, vs. Mia, 09/08/85 (3 rec.)





## INDIVIDUAL RECORDS: PUNTING

### PUNTS

#### Career

923	Brett Kern, 2009-21
861	Craig Hentrich, 1998-09
522	Jim Norton, 1960-68
431	Cliff Parsley, 1977-82
316	Dan Pastorini, 1971-79
310	Greg Montgomery, 1988-93

#### Season

96	Rich Camarillo, 1994
93	Cliff Parsley, 1979
91	Cliff Parsley, 1978
90	<b>Ryan Stonehouse</b> , 2022
90	Craig Hentrich, 1999

#### Game

11	Rich Camarillo, vs. Pittsburgh, 11/6/94
11	Rich Camarillo, @ Pittsburgh, 12/3/95
10	10 times, last by Brett Kern, at Miami, 10/8/17

#### Game, Opponent

11	Wayne Crow, @ Oakland, 9/11/60
11	Bob Parsons, Chicago, 11/6/77
11	Mark Royals, Pittsburgh, 11/6/94
10	7 times, last by Donnie Jones, Houston, 12/2/12

#### Longest Punt

79	Brett Kern, vs. Indianapolis, 12/28/14
79	Jim Norton, vs. Kansas City, 11/22/64
78	Craig Hentrich, @ Pittsburgh, 1/2/2000
77	Greg Montgomery, @ San Diego, 9/19/93

#### Longest Punt, Opponent

78	Paul Maguire, @Buffalo, 9/21/69
78	Marv Bateman, @Buffalo, 9/19/76
74	Chris Hanson, Jacksonville, 11/20/05

### AVERAGE GROSS YARDS

#### Career (minimum 250 attempts)

45.9	Brett Kern, 2009-21
43.6	Greg Montgomery, 1988-93

42.9	Craig Hentrich, 1998-2009
42.1	Jim Norton, 1960-68

#### Season

53.1*	<b>Ryan Stonehouse</b> , 2022
53.1	<b>Ryan Stonehouse</b> , 2023
49.7	Brett Kern, 2017
47.6	Brett Kern, 2012
47.4	Brett Kern, 2015
47.2	Craig Hentrich, 1998
47.1	Brett Kern, 2019
47.1	Brett Kern, 2018
46.9	Greg Montgomery, 1992
46.8	Brett Kern, 2014

\* Denotes NFL Record

#### Game (4 punts)

61.2	<b>Ryan Stonehouse</b> vs. L.A. Chargers, 9/17/23
60.5	Brett Kern, vs. Pittsburgh, 10/25/20
59.2	Greg Montgomery vs. Buffalo, 12/27/92
57.8	<b>Ryan Stonehouse</b> , vs. Indianapolis, 10/13/24
57.6	Greg Montgomery @ San Diego, 9/19/93
57.5	Craig Hentrich vs. Jacksonville, 11/4/01
57.3	<b>Ryan Stonehouse</b> @ Philadelphia, 12/4/22
57.0	<b>Ryan Stonehouse</b> , vs. N.Y. Giants, 9/11/22
56.8	<b>Ryan Stonehouse</b> , @ Tampa Bay, 11/12/23
56.8	Brett Kern vs. Seattle, 9/24/17

#### Game, Opponent (4 punts)

61.0	Jack Fox, @ Detroit, 10/27/24
58.3	Rohn Stark, @ Indianapolis, 9/13/92
55.4	Brad Maynard, vs. N.Y. Giants, 10/1/00
55.3	Dave Jennings, @ N.Y. Giants, 12/5/82
55.1	Paul Maguire, @ Buffalo, 9/21/69
55.0	Lee Johnson, vs. Cincinnati, 10/24/93
55.0	Chris Jones, vs. Dallas, 9/14/14

### AVERAGE NET YARDS (SINCE 1976)

#### Career (minimum 250 attempts)

40.8	Brett Kern, 2009-21
37.2	Craig Hentrich, 1998-09
36.6	Greg Montgomery, 1988-93
32.3	Cliff Parsley, 1977-82

#### Season (minimum 40 attempts per 16 games)

44.6	Brett Kern, 2017
44.0	<b>Ryan Stonehouse</b> , 2022
43.9	<b>Ryan Stonehouse</b> , 2023
43.1	Brett Kern, 2019
41.7	Brett Kern, 2018
40.8	Brett Kern, 2014
40.4	Brett Kern, 2021
40.4	Brett Kern, 2012
40.3	Brett Kern, 2015
39.7	Brett Kern, 2013

#### Game (minimum 4 punts)

50.2	Brett Kern @ Miami, 10/8/17
50.0	<b>Ryan Stonehouse</b> @ L.A. Chargers, 11/10/24
49.8	Brett Kern vs. Kansas City, 11/10/19
49.8	Greg Montgomery vs. San Diego, 9/19/93
49.4	Greg Montgomery vs. Buffalo, 12/27/92
49.2	Brett Kern vs. Buffalo, 10/6/19
49.0	Brett Kern @ Jacksonville, 11/25/12
48.8	Brett Kern @ Baltimore, 11/9/14
48.7	Brett Kern vs. Houston, 10/26/14
48.6	Brett Kern @ San Diego, 9/16/12

#### Game, Opponent (minimum 4 punts)

59.5	Rohn Stark, @ Indianapolis, 9/13/92
56.2	Jack Fox, @ Detroit, 10/27/24
50.5	Logan Cooke, @ Jacksonville, 1/7/23
50.0	Pat McAfee, vs. Indianapolis, 9/27/15
49.8	Pat McAfee, @ Indianapolis, 12/9/12
49.5	Shane Lechler, vs. Oakland, 9/12/10
49.4	Matt Haack, @ Miami, 10/8/17
49.3	Josh Miller, vs. Pittsburgh, 11/21/99
49.0	Kevin Huber, @ Cincinnati, 9/21/14
48.4	Rigoberto Sanchez, vs. Indianapolis, 10/13/24
48.3	Pressley Harvin III, @ Pittsburgh, 11/2/23

## INDIVIDUAL RECORDS: PUNT RETURNS

#### Most Seasons Leading Team

5	Carl Roaches, 1980-84
5	Derrick Mason, 1998-2001, 2004
4	Billy Johnson, 1974-80
4	Bobby Jancik, 1962-67

#### Most Consecutive Seasons Leading Team

5	Carl Roaches, 1980-84
4	Billy Johnson, 1974-80
4	Bobby Jancik, 1962-67

4	Derrick Mason, 1998-2001
---	--------------------------

### PUNT RETURNS

#### Career

182	Derrick Mason, 1997-2004
155	Billy Johnson, 1974-80
151	Carl Roaches, 1980-84
104	Willie Drewrey, 1985-88, 1993

102	Marc Mariani, 2010-11, 2016
-----	-----------------------------

#### Season

51	Derrick Mason, 2000
47	Carl Roaches, 1980
46	Marc Mariani, 2011
41	Willie Drewrey, 1993
40	Billy Johnson, 1975
39	Carl Roaches, 1981
38	Billy Johnson, 1976





## INDIVIDUAL RECORDS: PUNT RETURNS

<b>Game</b>	
8	Pacman Jones, @ Miami, 12/24/05
7	Billy Johnson, vs. Tampa Bay, 9/12/76
7	Willie Drewrey, vs. Indianapolis, 11/23/86

<b>Game, Opponent</b>	
7	Mike Fuller, San Diego, 12/17/78
7	Ron Fellows, Dallas, 12/13/82
7	Eric Metcalf, Cleveland, 11/8/92
6	6 times, last by Travis Benjamin, @ Cleveland, 9/20/15

### YARDS GAINED

<b>Career</b>	
2,040	Billy Johnson, 1974-80
1,590	Derrick Mason, 1997-2004
1,095	Carl Roaches, 1980-84
1,054	Marc Mariani, 2010-11, 2016
771	Willie Drewrey, 1985-88, 1993

<b>Season</b>	
662	Derrick Mason, 2000
612	Billy Johnson, 1975
539	Billy Johnson, 1977

<b>Game</b>	
160	Darius Reynaud, vs. Jacksonville, 12/30/12
127	Billy Johnson, vs. Cincinnati, 10/5/75
117	Derrick Mason, vs. Cleveland, 11/19/2000
113	Billy Johnson, @ San Francisco, 12/7/75
110	Billy Johnson, vs. Cleveland, 10/16/77
104	Billy Johnson, @ Cleveland, 9/22/74
104	Carl Roaches, @ Cincinnati, 9/28/80

103	Billy Johnson, vs. N.Y. Jets, 9/18/77
103	Marc Mariani, @ Carolina, 11/13/11
101	Pacman Jones, vs. New England, 12/31/06

<b>Game, Opponent</b>	
190	Kalif Raymond, @ Detroit, 10/27/24
161	Pete Athas, New Orleans, 10/3/76
154	Travis Benjamin, @ Cleveland, 9/20/15
133	Bruce Taylor, San Francisco, 11/15/70
126	Billy Johnson, Boston, 11/5/67
105	Britain Covey, @ Philadelphia, 12/4/22
105	Dennis Northcutt, Cleveland, 9/22/02
102	R.W. McQuarters, Chicago, 11/14/04
100	Jon Staggers, Green Bay, 11/19/72

<b>Longest Punt Return (All TDs)</b>	
90	Pacman Jones, @ Philadelphia, 11/19/06
87	Billy Johnson, vs. Cleveland, 10/16/77
87	Marc Mariani, vs. Washington, 11/21/10
83	Billy Johnson, vs. Miami, 11/16/75

<b>Longest Return, Opponent (All TDs)</b>	
93	Bill Baird, N.Y. Jets, 11/10/63
90	Kalif Raymond, @ Detroit, 10/27/24
85	Jon Staggers, Green Bay, 11/19/72
83	Phillip Buchanan, @ Oakland, 9/29/02
82	Keith Moody, Buffalo, 10/15/78
82	Corey Sawyer, Cincinnati, 9/25/94

### YARDAGE AVERAGE

<b>Career</b>	
13.2	Billy Johnson, 1974-80

<b>Season</b>	
15.4	Billy Johnson, 1977

### TOUCHDOWNS

<b>Career</b>	
5	Billy Johnson, 1974-80
4	Pacman Jones, 2005-06

<b>Season</b>	
3	Billy Johnson, 1975
3	Pacman Jones, 2006

<b>Game</b>	
2	Darius Reynaud, vs. Jacksonville (69 and 81 yards), 12/30/12
1	19 times, last by Tommie Campbell (65 yds), vs. Detroit, 9/23/12

<b>Game, Opponent</b>	
1	16 times, last by Kalif Raymond (90 yds), @ Detroit, 10/27/24

## INDIVIDUAL RECORDS: KICKOFF RETURNS

### KICKOFF RETURNS

<b>Most Seasons Leading Team</b>	
4	Billy Jancik, 1962-67
4	Billy Johnson, 1974-80
4	Carl Roaches, 1980-84

<b>Most Consecutive Seasons Leading Team</b>	
4	Billy Johnson, 1974-77

<b>Career</b>	
158	Bobby Jancik, 1962-67
156	Derrick Mason, 1997-2004
150	Carl Roaches, 1980-84
121	Billy Johnson, 1974-80
118	Marc Mariani, 2010-11, 2016
111	Mel Gray, 1995-97

<b>Season</b>	
60	Marc Mariani, 2010
53	Darius Reynaud, 2012

53	Mel Gray, 1995
50	Mel Gray, 1996
50	Bobby Wade, 2006
45	Bobby Jancik, 1963
43	Pacman Jones, 2005
42	Mike Archie, 1998
42	Derrick Mason, 2000

<b>Game</b>	
8	Bobby Jancik, vs. Boston, 12/8/63
8	Bobby Jancik, @ Oakland, 12/22/63
8	Jason McAddley, vs. Denver, 12/25/04

<b>Game, Opponent</b>	
8	Brian Baschnagel, Chicago, 11/6/77
8	Antonio Chatman, @ Green Bay, 12/12/04
7	Bo Roberson, @ Oakland, 12/22/63
7	Glyn Milburn, Denver, 11/26/95
7	David Dunn, @ Cincinnati, 9/24/95
7	Aveion Cason, @ Detroit, 11/27/08

7	Deji Karim, @ Jacksonville, 10/18/10
7	Michael Walker, vs. Jacksonville, 11/24/19

### YARDS GAINED

<b>Career</b>	
4,185	Bobby Jancik, 1962-67
3,496	Derrick Mason, 1997-2004
3,276	Carl Roaches, 1980-84
2,902	Billy Johnson, 1974-80
2,838	Marc Mariani, 2010-11, 2016
2,592	Mel Gray, 1995-97

<b>Season</b>	
1,530	Marc Mariani, 2010
1,317	Bobby Jancik, 1963
1,240	Darius Reynaud, 2012
1,224	Mel Gray, 1996
1,194	Bobby Wade, 2006



## INDIVIDUAL RECORDS: KICKOFF RETURNS

1,183 Mel Gray, 1995  
 1,132 Derrick Mason, 2000  
 1,127 Pacman Jones, 2005

### Game

240 Bobby Jancik, @ Oakland, 12/22/63  
 221 Bobby Jancik, vs. Boston, 12/8/63  
 209 Leon Washington, @ Denver, 12/8/13

### Game, Opponent

185 Brian Baschnagel, Chicago, 11/6/77  
 178 Glyn Milburn, Denver, 11/26/95  
 168 Deji Karim, @ Jacksonville, 10/18/10  
 167 LaRod Stephens-Howling, Arizona, 11/29/09

### Longest Kickoff Return (All TDs)

105 Darius Reynaud, vs. Detroit, 9/23/12  
 104 Ken Hall, @ N.Y. Titans, 10/23/60  
 103 Bob Gresham, @ Cincinnati, 9/23/73  
 101 Derrick Mason, @ Cincinnati, 11/18/01  
 100 Marc Mariani (16 yards) & Tommie Campbell (84 yards), vs. Tampa Bay, 11/27/11  
 98 Marc Mariani, vs. Denver, 10/3/10  
 97 Carl Roaches, vs. Pittsburgh, 9/18/83  
 96 Carl Roaches, vs. Cincinnati, 10/4/81

### Longest Kickoff Return, Opponent (All TDs)

107 Josh Huff, @ Philadelphia, 11/23/14  
 102 Jakeem Grant, @ Miami, 9/9/18  
 101 Eric Metcalf, Cleveland, 12/9/90  
 100 Art Baker, @ Buffalo, 9/9/62  
 100 Goldie Sellers, @ Denver, 10/2/66  
 99 Tremain Mack, @ Cincinnati, 11/14/99  
 99 LaRod Stephens-Howling, Arizona, 11/29/09  
 98 Alvis Whitted, Jacksonville, 12/26/99  
 97 Marc Logan, Miami, 10/1/89

## AVERAGE YARDAGE

### Career (75 returns)

26.5 Bobby Jancik, 1962-67  
 24.1 Marc Mariani, 2010-11, 2016  
 24.0 Billy Johnson, 1974-80  
 23.4 Mel Gray, 1995-97  
 22.4 Derrick Mason, 1997-2004  
 21.8 Carl Roaches, 1980-84

### Season

31.7 Darius Jennings, 2018  
 31.3 Ken Hall, 1960  
 30.3 Bobby Jancik, 1962

## TOUCHDOWNS

### Career

2 Billy Johnson, 1974-80  
 2 Carl Roaches, 1980-84

### Season

1 18 times, last by A.J. Brown, 2020

### Game

1 18 times, last by A.J. Brown, @ Indianapolis, 11/29/20

### Game, Opponent

1 13 times, last by Jakeem Grant, @ Miami, 9/9/18

## INDIVIDUAL RECORDS: COMBINED YARDS

### Combined Yards = Rushing + Receiving + Interception Returns + Kickoff Returns + Punt Returns + Fumble Returns

### Career

12,153 Eddie George, 1996-03 (10,009 rushing, 2,144 receiving)  
 11,202 Derrick Mason, 1997-2004 (6,114 rec., 3,496 KO returns, 1,590 PR, 2 rushing)  
 10,960 Derrick Henry, 2016-23 (9,502 rushing, 1,458 receiving)  
 9,985 Chris Johnson, 2008-2013 (7,966 rushing, 2,003 receiving, 17 KO returns)  
 9,292 Earl Campbell, 1978-84 (8,574 rushing, 718 receiving)

8,704 Ernest Givins, 1986-94 (7,935 receiving, 397 PR, 345 rushing, 27 KO returns)  
 7,500 Drew Hill, 1985-91 (1 rushing, 7,477 receiving, 22 KO returns)  
 7,421 Ken Burrough, 1971-81 (6,907 receiving, 455 KO returns, 59 rushing)

### Season

2,690 Derrick Mason, 2000 (1 rushing, 895 receiving, 1,132 kickoff returns, 662 punt returns)  
 2,509 Chris Johnson, 2009 (2,006 rushing, 503 receiving)  
 2,141 Derrick Henry, 2020 (2,027 rushing, 114 receiving)

2,043 Billy Cannon, 1961, (948 rushing, 586 receiving, 70 punt returns, 439 kickoff returns)  
 2,004 Derrick Mason, 2001, (1,128 receiving, 748 kick returns, 128 punt returns)  
 1,981 Earl Campbell, 1980, (1,934 rushing, 47 rec. )  
 1,962 Eddie George, 2000 (1,509 rushing, 453 rec.)

### Game

373 Billy Cannon, @ N.Y. Titans, 12/10/61



## INDIVIDUAL RECORDS: YARDS FROM SCRIMMAGE

### Scrimmage Yards = Rushing + Receiving

#### Career

12,153	Eddie George, 1996-2003 (10,009 rushing, 2,144 receiving)
10,960	Derrick Henry, 2016-23 (9,502 rushing, 1,458 receiving)
9,968	Chris Johnson, 2008-2013 (7,966 rushing, 2,003 receiving)
9,292	Earl Campbell, 1978-1984 (8,574 rushing, 718 receiving)
8,280	Ernest Givins, 1986-1994 (345 rushing, 7,935 receiving)
7,478	Drew Hill, 1985-1991 (1 rushing, 7,477 receiving)

#### Season

*2,509	Chris Johnson, 2009 (2,006 rushing, 503 receiving)
2,141	Derrick Henry, 2020 (2,027 rushing, 114 receiving)
1,981	Earl Campbell, 1980 (1,934 rushing, 47 receiving)
1,962	Eddie George, 2000 (1,509 rushing, 453 receiving)
1,936	Derrick Henry, 2022 (1,538 rushing, 398 receiving)

\* Denotes NFL Record

#### Game

330	Billy Cannon, @ N.Y. Titans, 12/10/61
284	Chris Johnson, vs. Houston, 9/20/09
272	Charlie Hennigan, @ Boston, 10/13/61
264	Derrick Henry, at Houston, 1/3/21
250	Derrick Henry, vs. Houston, 10/18/20
249	Eddie George, vs. Oakland, 12/9/99
245	Haywood Jeffires, @ Kansas City, 12/16/90
239	Chris Johnson, vs. Jacksonville, 11/1/09
238	Derrick Henry, vs. Jacksonville, 12/6/18
237	Derrick Henry, at Seattle, 9/19/21

## INDIVIDUAL RECORDS: INTERCEPTIONS

### Most Seasons Leading Team

5	Darryll Lewis, 1991-98
5	Kevin Byard, 2017-19, 2021-22
4	Michael Griffin, 2008, 2010-12
4	Samari Rolle, 1998-04
3	Jason McCourty, 2011-12, 2014
3	Jim Norton, 1960-68

### Most Consecutive Seasons Leading Team

5	Darryll Lewis, 1994-98
---	------------------------

#### Career

45	Jim Norton, 1960-68
31	Cris Dishman, 1988-96
30	Freddy Glick, 1961-66
27	Kevin Byard, 2016-23
27	Tony Banfield, 1960-65
27	W.K. Hicks, 1964-69
27	Darryll Lewis, 1991-98
26	Mike Reinfeldt, 1976-83
25	Ken Houston, 1967-72
25	Michael Griffin, 2007-15
24	Zeke Moore, 1967-77
23	Willie Alexander, 1971-79
23	Samari Rolle, 1998-2004

#### Season

12	Freddy Glick, 1963
12	Mike Reinfeldt, 1979
10	Miller Farr, 1967

#### Game

3	Nine players, last by Kevin Byard, @ Cleveland, 10/22/17
---	--

#### Game, Opponent

4	Bobby Hunt, @ Kansas City, 10/4/64
3	Eight times, last by Glover Quin, @ Houston, 11/28/10

#### Consecutive Games Intercepted By

5	Pete Jaquess, 1964
4	Freddy Glick, 1963
4	Jim Norton, 1967
4	Miller Farr, 1967
4	Cris Dishman, 1991, 1993
4	Bo Orlando, 1991
4	Michael Griffin, 2010

## YARDS GAINED

#### Career

650	Ken Houston, 1967-72
592	Jim Norton, 1960-68
540	Darryll Lewis, 1991-98
457	W.K. Hicks, 1964-69

#### Season

264	Miller Farr, 1967
220	Ken Houston, 1971
205	Mike Reinfeldt, 1979

#### Game

128	Miller Farr, @ N.Y. Jets, 10/15/67
115	Michael Griffin, vs. Pittsburgh, 12/21/08
109	Zach Brown, vs. Jacksonville, 12/30/12

#### Game, Opponent

177	Charlie McNeil, @ San Diego, 9/24/61
108	Bobby Hunt, @ Kansas City, 10/4/64
100	Rod Woodson, @ Oakland, 9/29/02

#### Longest Interception Return (All TDs)

99	Cortland Finnegan, vs. Houston, 9/21/08
98	Pete Jaquess, @ Oakland, 9/19/64
98	Darryll Lewis, @ Chicago, 10/22/95
97	Jordan Babineaux, @ Cleveland, 10/2/11
95	Willie Alexander, @ Green Bay, 9/25/77

#### Longest Interception Return, Opponent

98	Bob Suci, @ Boston, 11/1/63 (TD)
95	Marlon McCree, @ Houston, 12/21/03 (TD)
91	Booker Edgerson, @ Buffalo, 11/1/64 (TD)
86	Glen Edwards, Pittsburgh, 9/30/73 (TD)
86	Whitney Mercilus, Houston, 12/15/19
85	Adam Archuleta, @ St. Louis, 9/25/05 (TD)

82	Rod Woodson, @ Oakland, 9/29/02 (TD)
82	Kamu Grugier-Hill, Houston, 11/21/21

## TOUCHDOWNS

#### Career

9	Ken Houston, 1967-72
5	Miller Farr, 1967-69
5	Darryll Lewis, 1991-98

#### Season

4	Ken Houston, 1971
---	-------------------

#### Game

2	Zach Brown, vs. Jacksonville, 12/30/12
2	Miller Farr, vs. Buffalo, 12/7/68
2	Ken Houston, vs. San Diego, 12/19/71

#### Game, Opponent

2	Lemar Parrish, Cincinnati, 12/17/72
1	many times, last by Jimmie Ward, at Indianapolis, 11/24/24



## INDIVIDUAL RECORDS: SACKS

### Career\*

105.0	Elvin Bethea, 1968-83
74.5	Ray Childress, 1985-95
66.0	Jesse Baker, 1979-87

### Season\*

17.0	Elvin Bethea, 1973
15.5	Jesse Baker, 1979
15.0	William Fuller, 1991
14.5	Jevon Kearse, 1999

### Game\*

4.0	Ed Hussmann, vs. Dallas, 11/4/62
4.0	Ed Hussmann, vs. N.Y. Jets, 11/14/62
4.0	Elvin Bethea, @ San Diego, 10/17/76
4.0	Jesse Baker, vs. Kansas City, 9/16/79
4.0	William Fuller, vs. Pittsburgh, 11/28/93

3.5	Jason Jones, vs. Pittsburgh, 12/21/08
3.0	36 times, last by <b>Harold Landry III</b> , at Miami, 12/11/23

### Consecutive Games, One or More Sacks\*

8	Curley Culp, 1974-75
8	Jevon Kearse, 1999
7	Sean Jones, 1990
6	Jesse Baker, 1979
6	Jesse Baker, 1981-82
6	Jevon Kearse, 2003
5	<b>Harold Landry III</b> , 2021
5	<b>Harold Landry III</b> , 2019
5	Brian Orakpo, 2016
5	Sean Jones, 1992
5	William Fuller, 1991

### Most Games with Two or More Sacks, Career\*

26	Elvin Bethea, 1968-83
13	Jesse Baker, 1979-87
13	Ray Childress, 1985-95
12	Sean Jones, 1988-93
10	Jevon Kearse, 1999-2003

\* Individual sacks became an official NFL statistic in 1982

## INDIVIDUAL RECORDS: FUMBLE RETURNS

### Opponents' Fumble Returned for TD's, Career

4	Keith Bulluck, 2000-09
3	Doug Cline, 1960-66
3	Marcus Robertson, 1991-2000
2	Johnny Peacock, 1969-70
2	Robert Lyles, 1984-90
2	Ray Childress, 1985-95
2	Cris Dishman, 1988-96
2	Antwan Odom, 2004-07
2	Jason McCourty, 2009-16
2	Wesley Woodyard, 2014-19

### Opponents' Fumble Returned for TD's, Season

2	Doug Cline, 1961
2	Marcus Robertson, 1997

2	Antwan Odom, 2005
---	-------------------

### Opponents' Fumble Returned for TD's, Game

1	60 times, last by Kevin Byard at Jacksonville, 10/10/21
---	---

### Longest Fumble Return (All TDs)

96	C.L. Whittington, @ New Orleans, 10/3/76
93	Robert Lyles, @ Cincinnati, 10/19/86
92	Cortland Finnegan, vs. Jacksonville, 12/17/06

## INDIVIDUAL RECORDS: BLOCKED KICKS

### Blocked Punts Returned for Touchdowns, Career

2	Cris Dishman, 1988-96
---	-----------------------

### Blocked Punts Returned for Touchdowns, Game

1	13 times, last by Jason McCourty, vs. Indianapolis, 10/30/11
---	--

### Blocked Field Goals Returned for Touchdowns, Game

1	Mark Johnston, 62 yards (11/26/61 vs. Denver)
---	---

1	Tony Banfield, 50 yards (12/9/62 vs. Oak.)
1	Ken Houston, 71 yards (10/15/67 @ N.Y. Jets)
1	Donald Mitchell, 69 yards (10/21/01 @ Detroit)
1	Tye Smith, 63 yards (12/1/19 @ Indianapolis)

### Blocked Field Goal, Last Time

1	Denico Autry, at Miami, 12/11/23
---	----------------------------------

### Blocked Punt, Last time

1	Tim Shaw vs. Pittsburgh, 10/11/12
---	-----------------------------------



# TEAM RECORDS: GAMES WON & LOST

## GAMES WON

### Most Consecutive Games Won

13 (Dec. 16, 2007-Nov. 16, 2008)  
11 (Oct. 17, 1993-Jan. 2, 1994)

### Most Consecutive Games Without Defeat

13 (Dec. 16, 2007-Nov. 16, 2008)  
11 (Oct. 13, 1961-Sept. 9, 1962)  
11 (Oct. 17, 1993-Jan. 2, 1994)

### Most Games Won, Season

13 (1999, 2000, 2008)  
12 (1993, 2003, 2021)  
11 (1962, 1979, 1980, 1991, 2002, 2020)

### Most Consecutive Games Won, Season

11 (Oct. 17, 1993-Jan. 2, 1994)

### Most Consecutive Games Won, Start of Season

10 (Sept. 7-Nov. 16, 2008)  
5 (Sept. 14-Oct. 18, 2020)  
3 (Sept. 12-Sept. 26, 1999)  
3 (Sept. 1-Sept. 16, 1991)

### Most Consecutive Games Won, End of Season

11 (Oct. 17, 1993-Jan. 2, 1994)

### Most Consecutive Games Without Defeat, Season

11 (Oct. 17, 1993-Jan. 2, 1994)

### Most Consecutive Games w/out Defeat, Start of Season

10 (Sept. 7-Nov. 16, 2008)  
5 (Sept. 14-Oct. 18, 2020)  
3 (Sept. 12-Sept. 26, 1999)  
3 (Sept. 1-Sept. 16, 1991)

### Most Consecutive Games w/out Defeat, End of Season

11 (Oct. 17, 1993-Jan. 2, 1994)

### Most Home Games Won, Season

8 (1999)  
7 (1988, 1991, 1993, 2000, 2003, 2008, 2021)

### Most Consecutive Home Games Won

12 (Sept. 12, 1999-Nov. 5, 2000)  
10 (Oct. 6, 2002-Nov. 16, 2003)  
9 (Dec. 6, 1987-Nov. 20, 1988)  
9 (Nov. 26, 1990-Nov. 17, 1991)

### Most Consecutive Home Games Without Defeat

12 (Sept. 12, 1999-Nov. 5, 2000)  
10 (Oct. 6, 2002-Nov. 16, 2003)

9 (Dec. 6, 1987-Nov. 20, 1988)  
9 (Nov. 26, 1990-Nov. 17, 1991)

### Most Road Games Won, Season

6 (1996, 2000, 2008, 2020)

### Most Consecutive Road Games Won

8 (Dec. 16, 2007-Nov. 27, 2008)  
5 (Dec. 1, 2019-Sept. 27, 2020)  
5 (Nov. 19, 2006-Sept. 24, 2007)  
5 (Oct. 17-Dec. 25, 1993)  
5 (Oct. 29, 1961-Sept. 9, 1962)

### Most Consecutive Road Games Without Defeat

8 (Dec. 16, 2007-Nov. 27, 2008)  
6 (Oct. 13, 1961-Sept. 9, 1962)

### Most Shutout Games Won or Tied, Season

2 (1966, 1977, 1993)

### Overtime Wins, Regular Season

30-27 (@ Cincinnati, 9/23/79)  
27-24 (vs. N.Y. Jets, 10/28/79)  
23-20 (vs. Pittsburgh, 12/2/84)  
17-14 (@ Indianapolis, 9/4/88)  
26-23 (vs. Dallas, 11/10/91)  
23-20 (vs. Kansas City, 9/20/92)  
30-27 (@ Cincinnati, 10/6/96)  
24-21 (vs. Oakland, 8/31/97)  
17-14 (vs. Kansas City, 9/10/00)  
31-28 (vs. Tampa Bay, 10/14/01)  
32-29 (@ N.Y. Giants, 12/1/02)  
26-20 (@ Houston, 12/10/06)  
19-16 (vs. Green Bay, 11/2/08)  
27-24 (vs. Miami, 12/20/09)  
44-41 (vs. Detroit, 9/23/12)  
34-28 (@ New Orleans, 11/8/15)  
12-9 (@ Cleveland, 10/22/17)  
26-23 (vs. Philadelphia, 9/30/18)  
42-36 (vs. Houston, 10/18/20)  
30-24 (@ Baltimore, 11/22/20)  
33-30 (@ Seattle, 9/19/21)  
34-31 (@ Indianapolis, 10/31/21)  
27-24 (vs. L.A. Chargers, 9/17/23)  
20-17 (vs. New England, 11/3/24)

## GAMES LOST

### Most Consecutive Games Lost

18 (Oct. 9, 1972-Oct. 28, 1973)

### Most Consecutive Games Without a Victory

18 (Oct. 9, 1972-Oct. 28, 1973)

### Most Games Lost, Season

14 (1983, 1994, 2014)

### Most Consecutive Games Lost, Season

11 (Oct. 9-Dec. 17, 1972)

### Most Consecutive Games Lost, Start of Season

10 (Sept. 4-Nov. 6, 1983)

### Most Consecutive Games Lost, End of Season

11 (Oct. 9-Dec. 17, 1972)

### Most Consecutive Games Without Victory, Season

11 (Oct. 9-Dec. 17, 1972)

### Most Consecutive Games Without Victory, Start of Season

10 (Sept. 4-Nov. 6, 1983)

### Most Consecutive Games Without Victory, End of Season

11 (Oct. 9-Dec. 17, 1972)

### Most Consecutive Home Games Lost

13 (Oct. 9, 1972-Dec. 16, 1973)

### Most Consecutive Home Games Without Victory

13 (Oct. 9, 1972-Dec. 16, 1973)

### Most Consecutive Road Games Lost

23 (Sept. 27, 1981-Nov. 4, 1984)

### Most Consecutive Road Games Without Victory

23 (Sept. 27, 1981-Nov. 4, 1984)

### Most Shutout Games Lost or Tied, Season

2 (1972, 1985)

## TIE GAMES

### Ties

31-31 (@ Boston, 10/13/61)  
28-28 (@ N.Y. Jets, 10/15/67)  
31-31 (vs. Cincinnati, 11/9/69)  
20-20 (@ Denver, 11/16/69)  
31-31 (@ San Diego, 10/25/70)  
13-13 (vs. New Orleans, 10/3/71)

### Most Tie Games, Season

2 (1969)





## TEAM RECORDS: SCORING

### Most Points, Season

513	(1961)
491	(2020)
435	(2003)
424	(1988)

### Fewest Points, Season

136	(1982, nine games)
199	(1967)

### Most Points, Game

58	(vs. Cleveland, 12/9/90)
56	(vs. N.Y. Titans, 10/14/62)
55	(vs. Oakland, 9/9/61)
55	(at Denver, 11/5/61)
49	(vs. San Diego, 12/19/71)
49	(at Oakland, 12/22/63)
49	(vs. N.Y. Titans, 11/19/61)
48	(vs. Cincinnati, 10/14/90)
48	(at N.Y. Titans, 12/10/61)
48	(at Green Bay, 10/11/04)

### Most Points, Both Teams, Game

101	(Oakland 52, Oilers 49, @ Oakland, 12/22/63)
88	(Buffalo 47, Oilers 41, @ Houston, 9/24/89)

### Fewest Points, Game

0	(21 times, last at Denver, 10/13/19)
---	--------------------------------------

### Fewest Points, Both Teams, Game

6	(Oilers 6, Pittsburgh 0, @ Houston, 12/4/80)
---	--

### Most Points, Shutout Victory, Game

55	(Oilers vs. Oakland, 9/9/61)
----	------------------------------

### Fewest Points, Shutout Victory, Game

6	(Oilers vs. Pittsburgh, 12/4/80)
---	----------------------------------

### Largest Margin of Victory, Game

55	(Oilers 55, Oakland 0, @ Houston, 9/9/61)
----	---

### Largest Margin of Defeat, Game

59	(Titans 0 at New England 59, 10/18/09)
54	(Oilers 7 at Cincinnati 61, 12/17/89)

### Smallest Margin of Victory, Game

1	(15 times, last Titans 28, Dolphins 27, @ Mia., 12/11/23)
---	---

### Smallest Margin of Defeat, Game

1	(24 times, last Titans 15 @ New Orleans 16, 9/10/23)
---	--

### Most Points Overcome to Win Game

24	(at Cincinnati, 9/23/79)
23	(at New England, 11/12/78)
21	(at Atlanta, 11/23/03)
21	(vs. N.Y. Giants, 11/26/06)

### Most Points, One Half

45	(vs. Cleveland, 12/9/90)
----	--------------------------

### Most Points, First Quarter

24	(@ Indianapolis, 12/5/04)
----	---------------------------

21	(vs. Green Bay, 11/13/16)
21	(@ Tampa Bay, 9/13/15)
21	(vs. Houston, 12/19/10)
21	(@ Detroit, 11/27/08)
21	(vs. St. Louis, 10/31/99)

### Most Points, Second Quarter

31	(vs. Cleveland, 12/9/90)
28	(vs. Cincinnati, 11/18/79)

### Most Points, Third Quarter

28	(vs. Jacksonville, 11/24/19)
28	(vs. San Diego, 12/19/71)
28	(vs. Kansas City, 10/24/65)

### Most Points, Fourth Quarter

27	(vs. Philadelphia, 10/24/10)
24	(vs. Denver, 11/26/61)
24	(vs. N.Y. Giants, 11/26/06)
24	(vs. Buffalo, 11/15/09)

### Most Consecutive Games Scoring

160	(Nov. 14, 1999 - Dec. 21, 2008)
155	(Dec. 3, 1989 - Oct. 31, 1999)
121	(1977-85)

## TOUCHDOWNS

### Most Touchdowns, Season

66	(1961)
----	--------

### Fewest Touchdowns, Season

18	(1967)
----	--------

### Most Touchdowns, Game

8	(Oilers vs. N.Y. Titans, 10/14/62; Oilers vs. Cle., 12/9/90)
---	--

### Most Touchdowns, Both Teams, Game

14	(Oilers 7, Oakland 7, @ Oakland, 12/22/63)
----	--

## POINTS AFTER TOUCHDOWN

### Most PATs, Season

65	(1961)
----	--------

### Most PATs, Game

8	(Oilers vs. N.Y. Titans, 10/14/62)
7	(four times, last vs. Cleveland, 12/9/90)

### Most PATs, Both Teams, Game

14	(Oilers 7, Oakland 7, @ Oakland, 12/22/63)
----	--

## TWO-POINT CONVERSIONS

### Most Two-Point Conversions, Season

4	(2020)
4	(1994)

### Most Two-Point Conversions, Opponent, Season

4	(1999)
4	(1998)

### Most Two-Point Conversions, Game

2	(vs. N.Y. Jets, 9/10/06)
2	(@ Indianapolis, 12/22/24)
1	(36 times, last at Miami, 12/11/23)

### Most Two-Point Conversions, Opponent, Game

3	(@ Pittsburgh, 11/1/98)
---	-------------------------

### Most Two-Point Conversion Attempts, Season

7	(2020)
7	(1994)

### Most Two-Point Conversion Attempts, Opp., Season

8	(2020)
7	(2022)
6	(1999)

### Most Defensive Two-Point Conversions, Season

1	(2023)
---	--------

## FIELD GOALS

### Most Field Goals Attempted, Season

42	(2017)
40	(1969)
39	(2007)
38	(1996)
37	(1989)

### Most Field Goals Attempted, Game

8	(at Houston, 10/21/07)
6	(five times, last @ Minnesota, 9/27/20)

### Most Field Goals Attempted, Both Teams, Game

10	(Buffalo 7, @ Oilers 3, 12/5/65)
9	(Tennessee 6, @ New England 3, 10/5/03)
9	(Washington 6, @ Tennessee 3, 11/21/10)
9	(Detroit 4, @ Tennessee 5, 9/23/12)
9	(Tennessee 3, @ Oakland 6, 11/24/13)
9	(Tennessee 3, @ San Francisco 6, 12/17/17)
9	(Baltimore 6, @ Tennessee 3, 10/15/23)

### Most Field Goals, Season

36	(1998)
35	(2017)
35	(2007)
32	(1996)
29	(1993, 2008, 2011, 2023)

### Fewest Field Goals, Season

8	(2019)
8	(1968)

### Most Field Goals, Game

8	(@ Houston, 10/21/07)
6	(@ Minnesota, 9/27/20)



## TEAM RECORDS: SCORING

5 (six times, last @ Miami, 9/30/24)

**Most Field Goals, Both Teams, Game**  
 9 (Baltimore 6, @ Tennessee 3, 10/15/23)  
 9 (Tennessee 3, @ San Francisco 6, 12/17/17)  
 8 (Tennessee 3, @ Buffalo 5, 12/24/06)

8 (Tennessee 8, @ Houston 0, 10/21/07)  
 8 (Indianapolis 3, @ Tennessee 5, 10/16/17)  
 7 (20 times, last Tennessee 5, @ Miami 2, 9/30/24)

## SAFETIES

**Most Safeties Scored, Season**  
 4 (1999)  
 3 (1977)

**Most Safeties Scored, Game**  
 1 (43 times, last at Houston, 11/24/24)

## TEAM RECORDS: FIRST DOWNS

**Most First Downs, Season**  
 381 (2020)  
 376 (1990)

**Fewest First Downs, Season**  
 138 (1982, nine games)  
 199 (1976)

**Most First Downs, Game**  
 34 (vs. Cleveland, 12/9/90)

**Fewest First Downs, Game**  
 4 (at Cleveland, 10/21/73)  
 5 (vs. Jacksonville, 12/17/06)

**Most First Downs, Both Teams, Game**  
 57 (Tennessee 21, Detroit 36, @ Tennessee, 9/23/12, OT)  
 56 (Tennessee 31, Houston 25, @ Tennessee, 10/18/20, OT)  
 56 (Tennessee 32, Arizona 24, @ Tennessee, 12/15/13, OT)  
 56 (Houston 33, Buffalo 23, @ Houston, 9/24/89, OT)  
 55 (Three times, last Tennessee 28, Detroit 27, @ Tennessee, 12/20/20)

**Most First Downs Rushing, Season**  
 155 (1980)

**Fewest First Downs Rushing, Season**  
 52 (1982, nine games)  
 62 (1971)

**Most First Downs Rushing, Game**  
 17 (three times, last @ Houston, 1/3/21)

**Fewest First Downs Rushing, Game**  
 0 (seven times, last @ Cleveland, 9/24/23)

**Most First Downs Passing, Season**  
 251 (1990)

**Fewest First Downs Passing, Season**  
 81 (1982, nine games)  
 86 (1967)

**Most First Downs Passing, Game**  
 28 (@ Oakland, 12/19/04)

**Fewest First Downs Passing, Game**  
 0 (twice, last @ Buffalo, 11/10/85)

**Most First Downs By Penalty, Season**

37 (2015)  
 37 (2023)  
 36 (2020)  
 36 (2019)  
 36 (2017)  
 36 (2013)  
 34 (2021)

**Fewest First Downs By Penalty, Season**

5 (1982, nine games)  
 10 (1967)

**Most First Downs By Penalty, Game**

7 (vs. Indianapolis, 11/12/20)  
 7 (@ Atlanta, 9/9/90)

## TEAM RECORDS: NET YARDS GAINED

**Most Yards Gained, Season**  
 6,343 (2020)  
 6,288 (1961)  
 6,222 (1990)

**Fewest Yards Gained, Season**  
 2,373 (1982, nine games)  
 3,191 (1972)

**Most Yards Gained, Game**  
 607 (vs. Houston, 10/18/20, overtime)  
 583 (vs. Dallas, 11/10/91, overtime)

**Fewest Yards Gained, Game**  
 81 (vs. Dallas, 11/24/74)  
 83 (at Pittsburgh, 12/9/73)  
 89 (vs. Oakland, 10/9/72)  
 94 (at Cleveland, 9/24/23)

## TEAM RECORDS: RUSHING

**Most Rushing Attempts, Season**  
 616 (1979)  
 605 (1978)

**Fewest Rushing Attempts, Season**  
 225 (1982, nine games)  
 324 (1965)

**Most Rushing Attempts, Game**  
 56 (vs. San Diego, 9/28/75)  
 55 (vs. Oakland, 9/9/61)

**Fewest Rushing Attempts, Game**  
 7 (vs. N.Y. Giants, 12/8/85)  
 9 (vs. Cincinnati, 10/24/76)  
 10 (@ San Diego, 9/16/12)

**Most Yards Gained Rushing, Season**  
 2,690 (2020)  
 2,635 (1980)  
 2,592 (2009)  
 2,571 (1979)

**Fewest Yards Gained Rushing, Season**  
 799 (1982, nine games)  
 1,106 (1971)

**Most Yards Gained Rushing, Game**  
 332 (@ Kansas City, 10/19/08)  
 314 (@ Houston, 10/30/22)  
 305 (vs. Jacksonville, 11/1/09)  
 296 (vs. Kansas City, 11/27/77)  
 292 (@ Detroit, 11/27/08)



## TEAM RECORDS: RUSHING

### Fewest Yards Gained Rushing, Game

19 (twice, last vs. San Diego, 12/12/65)

### Highest Average Gain Rushing, Season

5.2 (2009)  
5.2 (2020)  
5.0 (2019)  
4.7 (2006)  
4.6 (three times, last in 2016)

### Most Touchdowns Rushing, Season

26 (2020)  
26 (1988)

### Fewest Touchdowns Rushing, Season

5 (1982, nine games)  
6 (2014)  
6 (1976)

### Most Touchdowns Rushing, Game

5 (vs. L.A. Chargers, 9/18/60)

## TEAM RECORDS: PASSING

### Most Passes Attempted, Season

667 (1991)

### Fewest Passes Attempted, Season

287 (1982, nine games)  
333 (1967)

### Most Passes Attempted, Game

68 (@ Buffalo, 11/1/64 — 37 completed)  
61 (vs. Oakland, 11/7/65 — 27 completed)  
61 (@ Oakland, 12/19/04 — 40 completed)

### Fewest Passes Attempted, Game

6 (vs. Cincinnati, 10/4/81)

### Most Passes Attempted, Both Teams

98 (Titans 61, Oakland 37, @ Oakland, 12/19/04)  
97 (Oilers 44, Denver 53, @ Houston, 12/2/62)  
97 (Titans 42, Detroit 55, @ Tennessee, 9/23/12)

### Most Passes Completed, Season

411 (1991)

### Fewest Passes Completed, Season

144 (1967)

### Most Passes Completed, Game

41 (vs. Dallas, 11/10/91 — overtime)

### Fewest Passes Completed, Game

1 (vs. Cincinnati, 10/4/81)

### Most Yards Gained Passing, Season

4,805 (1990)

### Fewest Yards Gained Passing, Season

1,381 (1967)

### Most Yards Gained Passing, Game

527 (@ Kansas City, 12/16/90)

### Fewest Yards Gained Passing, Game

-7 (@ New England, 10/18/09)

### Most Times Sacked, Season

65 (1994)  
64 (2023)  
58 (1985)

### Fewest Times Sacked, Season

11 (1962)  
12 (2008)

### Most Times Sacked, Game

12 (vs. Dallas, 9/29/85)

### Most Times Sacked, Both Teams, Game

14 (Oilers 12, Dallas 2, @ Houston, 9/29/85)

### Most Touchdowns Passing, Season

48 (1961)

### Fewest Touchdowns Passing, Season

9 (2007)

### Most Touchdowns Passing, Game

7 (twice, last vs. N.Y. Titans, 10/14/62)

### Most Touchdowns Passing, Both Teams, Game

11 (Oilers 5, Oakland 6, @ Oakland, 12/22/63)

### Most Passes Had Intercepted, Season

48 (1962)\*

### Fewest Passes Had Intercepted, Season

7 (2020)  
8 (2019)  
9 (2003, 2008)  
10 (1998)

### Most Passes Had Intercepted, Game

6 (six times, last @ Cleveland, 11/30/86)

\* Denotes League Record

## TEAM RECORDS: PUNTING

### Most Punts, Season

100 (1976)  
96 (1994)  
93 (1979)

### Fewest Punts, Season

34 (1990)

### Most Punts, Game

11 (three times, last @ Pittsburgh, 12/3/95)

### Fewest Punts, Game

0 (five times, last vs. Cincinnati, 10/27/91)

### Highest Average Distance, Punting, Season

53.1 (2022)  
50.1 (2023)  
49.7 (2017)  
47.4 (2015)  
47.2 (1998)  
47.1 (2019)  
46.8 (2014)  
46.4 (2018)  
45.3 (1993)  
45.2 (1992)

### Highest Average Distance, Punting, Game

61.2 (vs. L.A. Chargers, 9/17/23)  
60.5 (vs. Pittsburgh, 10/25/20)

59.2 (vs. Buffalo, 12/27/92)

### Highest Net Average, Punting, Season

44.6 (2017)  
44.0 (2022)  
43.1 (2019)  
43.0 (2023)  
41.7 (2018)  
40.8 (2014)  
40.3 (2015)  
40.1 (2020)  
39.8 (2021)  
39.4 (2012)  
39.4 (2011)



## TEAM RECORDS: PUNT RETURNS & KICKOFF RETURNS

### PUNT RETURNS

#### Most Punt Returns, Season

53 (2000)  
52 (1968)

#### Fewest Punt Returns, Season

15 (1960)

#### Most Punt Returns, Game

10 (vs. Tampa Bay, 9/12/76)

#### Most Yards, Punt Returns, Season

671 (2000)  
620 (1975)

#### Fewest Yards, Punt Returns, Season

104 (1982, Nine games)  
118 (1961)

#### Highest Average, Punt Returns, Season

15.3 (2012)  
15.0 (1977)

#### Most Touchdowns, Punt Returns, Season

3 (1975, 2006 and 2012)

#### Most Touchdowns, Punt Returns, Game

2 (vs. Jacksonville, 12/30/12)  
1 (19 times, last vs. Detroit, 9/23/12)

### KICKOFF RETURNS

#### Most Kickoff Returns, Season

83 (1983)

#### Fewest Kickoff Returns, Season

18 (2023)  
23 (2018)  
28 (2017)  
30 (2019)  
31 (1993)  
32 (2011)  
33 (2016)  
33 (2015)

#### Most Kickoff Returns, Game

10 (twice, last at Cincinnati, 12/17/89)

#### Most Yards, Kickoff Returns, Season

1,835 (2006)  
1,721 (1981)

#### Fewest Yards, Kickoff Returns, Season

372 (2023)  
589 (1993)  
618 (2017)  
629 (2016)  
638 (2019)  
680 (2015)  
737 (2018)  
767 (2020)

#### Highest Average, Kickoff Returns, Season

32.0 (2018)\*  
26.1 (2000)  
26.0 (2011)  
25.9 (1962)

#### Most Touchdowns, Kickoff Returns, Season

2 (three times, last in 1983)

#### Most Touchdowns, Kickoff Returns, Game

1 (18 times, last @ Indianapolis, 11/29/20)

## TEAM RECORDS: FUMBLES

#### Most Fumbles, Season

42 (1994)  
41 (1985)

#### Fewest Fumbles, Season

10 (2017)  
14 (1982, nine games)  
15 (2020)  
17 (1962, 1999, 2011 and 2016)

#### Most Fumbles, Game

8 (@ Pittsburgh, 12/9/73)

#### Most Fumbles Lost, Season

25 (1994)

#### Fewest Fumbles Lost, Season

5 (2020)  
6 (2018)  
7 (1967, 2006 and 2016)  
8 (2008, 2011 and 2017)

#### Most Fumbles Lost, Game

5 (twice, last vs. Philadelphia, 12/2/91)

#### Most Opponents' Fumbles Recovered, Season

28 (1977)

#### Most Opponents' Fumbles Recovered, Game

7 (@ Kansas City, 10/12/69)

#### Fewest Opponents' Fumbles Recovered, Season

4 (2014)  
5 (2012)  
6 (2016, 2018, 2021, 2022)  
7 (2009)  
8 (six times, last in 2023)

## TEAM RECORDS: BLOCKED KICKS

#### Most Blocked Field Goals, Season

6 (1961)

#### Most Blocked Field Goals, Game

2 (at Indianapolis, 12/1/19)  
2 (at Baltimore, 12/14/97)  
2 (at Cleveland, 9/13/81)  
2 (vs. Denver, 11/26/61)

#### Most Blocked Extra Points, Season

3 (1975)

#### Most Blocked Extra Points, Game

2 (at Cincinnati, 12/23/90)  
2 (vs. Miami, 11/16/75)

#### Most Blocked Punts, Season

3 (1988)

#### Most Blocked Punts, Game

2 (at Pittsburgh, 10/16/88)  
2 (at Philadelphia, 10/2/88)



## TEAM RECORDS: PENALTIES

### Fewest Penalties, Season (any)

52 (1982, nine games)  
58 (1963)

### Fewest Penalties, 16-Game Season

82 (2018)  
84 (1983)

### Most Penalties, Season

148 (1989)

### Fewest Penalties, Game

0 (vs. Jacksonville, 12/24/11)

0 (@ Cincinnati, 10/29/72)  
0 (@ Buffalo, 11/1/64)  
0 (vs. Kansas City, 10/27/63)  
0 (vs. Oakland, 12/9/62)

### Most Penalties, Game

18 (@ Jacksonville, 1/1/06)

### Fewest Yards Penalized, Season (any)

424 (1982, nine games)

### Fewest Yards Penalized, 16-Game Season

727 (2018)

773 (2007)

### Most Yards Penalized, Season

1,150 (twice, last in 1988)

### Most Yards Penalized, Game

212 (vs. Baltimore, 10/10/99)

## TEAM RECORDS: DEFENSE

### SCORING

#### Fewest Points Allowed, Season

191 (2000)  
199 (1967)  
226 (1975)

#### Most Points Allowed, Season

471 (2012)  
460 (1983)  
447 (1973)

#### Fewest Points Allowed, Game

0 (17 times, last vs. Jacksonville, 12/12/21)

#### Most Points Allowed, Game

61 (twice, last @ Cincinnati, 12/17/89)

#### Fewest Touchdowns Allowed, Season

18 (1967)

#### Most Touchdowns Allowed, Season

55 (2012)  
55 (2020)  
53 (1983)

### FIRST DOWNS

#### Fewest First Downs Allowed, Season

183 (1969)

#### Most First Downs Allowed, Season

391 (2020)  
358 (2012)  
357 (2014)  
356 (1985)  
356 (2010)

#### Most First Downs Allowed, Game (since 1991)

39 (@ Denver, 12/8/13)  
36 (vs. Detroit, 9/23/12)  
34 (@ Cincinnati, 12/4/97)  
33 (@ Houston, 10/1/17)

#### Fewest First Downs Allowed, Rushing, Season

62 (2000)

#### Most First Downs Allowed, Rushing, Season

147 (1972)

#### Fewest First Downs Allowed, Passing, Season

89 (1976)

#### Most First Downs Allowed, Passing, Season

247 (2020)  
231 (2017)  
227 (2016)  
214 (2010)  
215 (2022)

#### Fewest First Downs Allowed, Penalty, Season

13 (twice, last in 1969)

#### Most First Downs Allowed, Penalty, Season

48 (1985)

### NET YARDS

#### Fewest Yards Allowed, Season

3,375 (1968)

#### Most Yards Allowed, Season

6,372 (2020)  
6,155 (1985)

#### Fewest Yards Allowed, Game

26 (vs. Denver, 9/3/66)

#### Most Yards Allowed, Game

619 (@ New England, 10/18/09)  
584 (@ Cincinnati, 12/17/89)  
583 (vs. Detroit, OT, 9/23/12)

#### Fewest Total Plays Allowed, Season

610 (1982, nine games)  
840 (1970)

#### Most Total Plays Allowed, Season

1,139 (2010)  
1,100 (2022)  
1,099 (2014)  
1,096 (2023)  
1,091 (1985)

#### Fewest Total Plays Allowed, Game

36 (vs. Denver, 9/3/66)

#### Most Total Plays Allowed, Game

92 (vs. Detroit, OT, 9/23/12)  
91 (@ Kansas City, OT, 11/6/22)  
91 (@ Philadelphia, 11/19/06)  
91 (@ Denver, 12/8/13)  
87 (@ Cleveland, 10/2/11)  
86 (vs. Washington, 11/21/10)  
85 (three times, last @ Cleveland, 11/30/86, OT)

### RUSHING

#### Fewest Yards Allowed, Rushing, Season

1,027 (1960)

#### Most Yards Allowed, Rushing, Season

2,814 (1985)

#### Fewest Yards Allowed, Rushing, Game

4 (vs. Buffalo, 11/23/97)  
5 (at San Francisco, 12/7/75)  
8 (vs. Jacksonville, 12/12/21)  
8 (at Boston, 11/25/60)

#### Most Yards Allowed, Rushing, Game

398 (@ Dallas Texans, 10/1/61)  
335 (@ Indianapolis, 12/22/24)  
302 (vs. Kansas City, 10/24/65)

#### Fewest Touchdowns Allowed, Rushing, Season

5 (1996 and 2017)

#### Most Touchdowns Allowed, Rushing, Season

27 (1984)

#### Fewest Attempts Allowed, Rushing, Season

298 (1982, nine games)  
356 (2016)  
362 (1962)

#### Most Attempts Allowed, Rushing, Season

596 (1984)

#### Fewest Attempts Allowed, Rushing, Game

8 (vs. Jacksonville, 12/12/21)  
9 (vs. Denver, 12/11/16)  
10 (@ Indianapolis, 12/30/07)  
11 (vs. Miami, 10/1/89)

#### Most Attempts Allowed, Rushing, Game

56 (@ Dallas Texans, 10/1/61)





## TEAM RECORDS: DEFENSE

### PASSING

**Fewest Net Yards Allowed, Passing, Season**  
1,671 (1968)

**Most Net Yards Allowed, Passing, Season**  
4,671 (2022)  
4,439 (2020)  
4,307 (2016)  
4,139 (2009)  
4,169 (2021)

**Fewest Net Yards Allowed, Passing, Game**  
-52 (vs. Cincinnati, 10/31/71)  
-16 (vs. Chicago, 11/6/77)

**Most Net Yards Allowed, Passing, Game**  
442 (vs. Detroit, OT, 9/23/12)  
433 (vs. Kansas City, 11/10/19)  
426 (@ New England, 10/18/09)  
425 (@ Indianapolis, 12/5/04)  
422 (@ Kansas City, OT, 11/6/22)  
407 (@ Oakland, 12/22/63)  
405 (vs. Buffalo, 10/11/64)

**Fewest Touchdowns Allowed, Passing, Season**  
10 (1967, 2000)

**Most Touchdowns Allowed, Passing, Season**  
36 (2020)  
35 (1966)

**Fewest Attempts Allowed, Passing, Season**  
284 (1982, nine games)  
324 (1972)

**Most Attempts Allowed, Passing, Season**  
671 (2022)  
635 (2016)  
630 (2020)  
628 (2021)  
625 (2010)  
605 (2017)  
604 (2009)  
598 (2019)

**Fewest Attempts Allowed, Passing, Game**  
11 (@ Indianapolis, 12/22/24)  
11 (@ Pittsburgh, 9/11/05)

**Most Attempts Allowed, Passing, Game**  
68 (@ Kansas City, OT, 11/6/22)  
61 (@ Cleveland, 10/2/11)  
59 (@ Denver, 12/8/13)  
57 (@ Pittsburgh, 12/19/93)

**Fewest Completions Allowed, Season**  
158 (1968)

**Most Completions Allowed, Season**  
439 (2022)  
423 (2020)  
410 (2010)  
404 (2009)  
395 (2021)  
388 (2016)  
387 (2023)  
386 (2019)

374 (2012)

**Fewest Completions Allowed, Game**  
2 (vs. Denver, 9/3/66)

**Most Completions Allowed, Game**  
43 (@ Kansas City, OT, 11/6/22)  
43 (vs. Detroit, OT, 9/23/12)  
40 (@ Cleveland, 10/2/11)  
39 (@ Denver, 12/8/13)  
38 (@ New England, 10/18/09)  
37 (@ Indianapolis, 11/3/02)  
36 (six times, last vs. Chicago, 11/8/20)

### SACKS

**Most Sacks, Season**  
55 (2000)  
54 (1999)  
52 (1993)  
51 (1979)

**Fewest Sacks, Season**  
19 (2020)  
21 (1966)

**Most Sacks, Game**  
9 vs. N.Y. Titans, 10/14/62  
9 vs. Cincinnati, 10/31/71  
8 at Arizona, 12/10/17  
8 at Indianapolis, 11/26/17  
8 at San Diego, 10/17/76  
8 at Buffalo, 11/10/85  
8 at Cincinnati, 9/12/82

### INTERCEPTIONS

**Most Interceptions, Season**  
36 (1963)

**Fewest Interceptions, Season**  
3 (1982, nine games)\*  
6 (1972)  
6 (2023)

**Most Interceptions, Game**  
6 (six times, last vs. Atlanta, 12/5/93)

**Most Interceptions, Both Teams, Game**  
13 (Oilers 5, Denver 8, @ Houston, 12/2/62)

**Most Yards Returning Interceptions, Season**  
676 (1962)

**Most Yards Returning Interceptions, Game**  
245 (@ N.Y. Jets, 10/15/67)

**Most TDs, Returning Interceptions, Season**  
7 (1967)

**Most TDs, Returning Interceptions, Game**  
3 (vs. San Diego, 12/19/71)

### PUNT RETURNS

**Fewest Opponent Punt Returns, Season**  
20 (2020)

20 (1961)  
22 (2021)  
23 (1990)

**Most Opponent Punt Returns, Season**  
64 (1979)  
60 (twice, last in 1976)

**Fewest Yards Allowed, Punt Returns, Season**  
144 (2005)  
160 (2000)  
171 (2020)  
186 (1990)

**Most Yards Allowed, Punt Returns, Season**  
748 (1979)  
668 (1976)

**Lowest Average Allowed, Punt Returns, Season**  
4.5 (2005)  
5.3 (1969)

**Highest Average Allowed, Punt Returns, Season**  
13.9 (2002)  
13.6 (1961)

**Most Touchdowns Allowed, Punt Returns, Season**  
3 (2002)  
2 (1962, 1965 and 2016)

### KICKOFF RETURNS

**Fewest Opponent Kickoff Returns, Season**  
21 (2016)  
22 (2015)  
25 (2018)  
26 (1982, nine games)  
30 (2011)  
31 (2014)  
32 (1970, 1986, 2017, 2022)

**Most Opponent Kickoff Returns, Season**  
81 (2003)  
78 (1995, 1996)  
76 (1999, 2000)  
74 (2002)  
71 (1990, 1997, 2009)

**Fewest Yards Allowed, Kickoff Returns, Season**  
462 (2016)  
564 (1982, nine games)  
599 (2015)  
648 (2022)  
680 (2011)  
695 (1986)

**Most Yards Allowed, Kickoff Returns, Season**  
1,714 (2009)  
1,675 (1996)  
1,596 (1999)  
1,587 (2000)  
1,528 (1997)

**Lowest Average Allowed, Kickoff Returns, Season**



## TEAM RECORDS: DEFENSE

15.7 (1992)

### Highest Average Allowed, Kickoff Returns, Season

27.8 (2018)  
27.6 (2014)  
27.2 (2015)  
26.1 (2012)  
25.0 (2008)  
24.9 (1985, 2001)

### Most Touchdowns Allowed, Kickoff Returns, Season

2 (1966, 1999)

## PUNTING

### Most Punts Forced, Season

105 (2000)  
96 (1976)

### Fewest Punts Forced, Season

38 (1982, 9 games)  
45 (2020)  
56 (1964, 1989)

### Most Punts Forced, Game

11 (five times, last vs. Pittsburgh, 11/6/94)

### Fewest Punts Forced, Game

0 5 times (11/12/78 at New England; 11/5/95 at Cleveland; 12/5/04 at

Indianapolis; 9/26/10 at N.Y. Giants; 12/27/20 at Green Bay)

### Lowest Punting Average Allowed (Gross), Season

37.1 (1960)

\* Denotes League Record

## ALL-TIME TWO-POINT CONVERSIONS

### TITANS

<b>1994 Oilers: 4-7</b>	<b>Run 0-0, Pass 4-7</b>	<b>10/21/01 vs. Det</b>	Steve McNair to Drew Bennett	Good
<b>9/4/94 vs. Ind</b>	Bucky Richardson to Reggie Brown	<b>12/16/01 vs. GB</b>	Steve McNair to Kevin Dyson	NG
	Bucky Richardson to Haywood Jeffires		Steve McNair to Derrick Mason	Good
<b>10/13/94 vs. Cle</b>	Billy Joe Tolliver to Haywood Jeffires	<b>2002 Titans: 2-6</b>	<b>Pass 0-2, Run 2-4</b>	
<b>12/11/94 vs. Sea</b>	Billy Joe Tolliver to Haywood Jeffires	<b>9/8/02 vs. Phi</b>	Steve McNair run	NG
	Billy Joe Tolliver to Todd McNair		Eddie George run	Good
<b>12/18/94 vs. KC</b>	Billy Joe Tolliver to Webster Slaughter	<b>9/29/02 vs. Oak</b>	Steve McNair to Derrick Mason	NG
<b>12/24/94 vs. NYJ</b>	Bucky Richardson to Haywood Jeffires		Steve McNair to Frank Wycheck	NG
			Eddie George Run	NG
<b>1995 Oilers: 2-5</b>	<b>Run 2-3, Pass 0-2</b>	<b>12/1/02 vs. NYG</b>	Steve McNair run	Good
<b>10/8/95 vs. Min</b>	Rodney Thomas run	<b>2003 Titans: 3-4</b>	<b>Pass 1-2, Run 2-2</b>	
<b>10/22/95 vs. Chi</b>	Chris Chandler run	<b>10/5/03 vs. NE</b>	Steve McNair to Tyrone Calico	Good
<b>11/12/95 vs. Cin</b>	Will Furrer to Haywood Jeffires	<b>12/7/03 vs. Ind</b>	Steve McNair Run	Good
<b>11/19/95 vs. KC</b>	Rich Camarillo to Bruce Matthews		Steve McNair to Derrick Mason	NG
<b>12/24/95 vs. Buf</b>	Rodney Thomas run	<b>12/14/03 vs. Buf</b>	Robert Holcombe run	Good
<b>1996 Oilers: 0-0</b>	<b>No Attempts</b>	<b>2004 Titans: 1-2</b>	<b>Pass 0-1, Run 1-1</b>	
None		<b>9/26/04 vs. Jax</b>	Steve McNair to Derrick Mason	NG
<b>1997 Oilers: 2-4</b>	<b>Run 1-3, Pass 1-1</b>	<b>11/21/04 vs. Jax</b>	Steve McNair run	Good
<b>8/31/97 vs. Oak</b>	Eddie George Run	<b>2005 Titans: 0-1</b>	<b>Pass 0-1, Run 0-0</b>	
<b>9/28/97 vs. Pitt</b>	Steve McNair to Frank Wycheck	<b>10/30/05 vs. Oak</b>	Steve McNair to Chris Brown	NG
<b>11/16/97 vs. Jax</b>	Rodney Thomas run	<b>2006 Titans: 3-3</b>	<b>Run 2-2, Pass 1-1</b>	
<b>12/14/97 vs. Bal</b>	Steve McNair run	<b>9/10/06 vs. NYJ</b>	Travis Henry run	Good
<b>1998 Oilers: 1-4</b>	<b>Pass 0-0, Run 1-4</b>		Kerry Collins pass to Drew Bennett	Good
<b>9/27/98 vs. Jax</b>	Eddie George run	<b>10/1/06 vs. Dal</b>	Vince Young run	Good
<b>10/11/98 vs. Bal</b>	Eddie George run	<b>2007 Titans: 0-0</b>	<b>No Attempts</b>	
<b>11/29/98 vs. Sea</b>	Eddie George run	None		
<b>12/20/98 vs. GB</b>	Eddie George run	<b>2008 Titans: 1-1</b>	<b>Run 0-0, Pass 1-1</b>	
<b>1999 Titans: 1-3</b>	<b>Pass 1-1, Run 0-2</b>	<b>10/27/08 vs. Ind</b>	Kerry Collins pass to Ahmard Hall	Good
<b>10/3/99 vs. SF</b>	Eddie George run	<b>2009 Titans: 1-2</b>	<b>Run 1-1, Pass 0-1</b>	
<b>11/28/99 vs. Cle</b>	Frank Wycheck run	<b>10/4/09 at Jax</b>	Kerry Collins pass to Nate Washington	NG
<b>12/5/99 vs. Bal</b>	Steve McNair to Jackie Harris		Chris Johnson run	Good
<b>2000 Titans: 0-0</b>	<b>No Attempts</b>			
None				
<b>2001 Titans: 3-4</b>	<b>Pass 3-4, Run 0-0</b>			
<b>10/14/01 vs. TB</b>	Steve McNair to Kevin Dyson			



# ALL-TIME TWO-POINT CONVERSIONS

## TITANS

<b>2010 Titans: 1-2</b>	<b>Run 0-0, Pass 1-2</b>
9/19/10 vs. Pit	Kerry Collins pass to Kenny Britt Good
10/31/10 at SD	Vince Young pass incomplete to Chris Johnson NG
<b>2011 Titans: 0-0</b>	<b>No Attempts</b>
None	
<b>2012 Titans: 1-1</b>	<b>Run 0-0, Pass 1-1</b>
11/4/12 vs. Chi	Matt Hasselbeck pass to Kenny Britt Good
<b>2013 Titans: 0-0</b>	<b>No Attempts</b>
None	
<b>2014 Titans: 0-1</b>	<b>Run 0-1, Pass 0-0</b>
10/26/14 vs. Hou	Leon Washington run NG
<b>2015 Titans: 3-5</b>	<b>Run 0-1, Pass 3-4</b>
9/27/15 vs. Ind	Jalston Fowler run NG
11/8/15 at NO	Marcus Mariota pass to Delanie Walker Good
11/29/15 vs. Oak	Marcus Mariota pass to Dorial Green-Beckham Good
12/13/15 at N.Y. Jets	Marcus Mariota pass to Dexter McCluster Good
12/27/15 vs. Hou	Zach Mettenberger pass to Anthony Fasano NG
<b>2016 Titans: 0-5</b>	<b>Run 0-0, Pass 0-5</b>
9/11/16 vs. Min	Marcus Mariota pass to DeMarco Murray NG
9/18/16 at Det	Marcus Mariota sacked NG
10/23/16 vs. Ind	Aborted play, Brett Kern pass to Ryan Succop NG
11/13/16 vs. GB	Marcus Mariota pass to Rishard Matthews NG
12/18/16 at KC	Marcus Mariota pass incomplete NG
<b>2017 Titans: 0-0</b>	<b>Run 0-0, Pass 0-0</b>
None	

<b>2018 Titans: 0-1</b>	<b>Run 0-0, Pass 0-1</b>
10/21/18 at LAC	Marcus Mariota pass to Taywan Taylor NG
<b>2019 Titans: 1-2</b>	<b>Run 1-1, Pass 0-1</b>
11/3/19 at Car	Ryan Tannehill pass to Adam Humphries NG
11/10/19 vs. KC	Ryan Tannehill run Good
<b>2020 Titans: 4-7</b>	<b>Run 3-4, Pass 1-3</b>
9/27/20 at Min	Ryan Tannehill pass to Jonnu Smith NG
10/18/20 vs. Hou	Ryan Tannehill pass to Nick Westbrook-Ikhine Good
11/1/20 at Cin	Brett Kern pass intercepted by Josh Byner NG
11/22/20 at Bal	Ryan Tannehill run Good
12/6/20 vs. Cle	Derrick Henry run NG
	Ryan Tannehill run Good
12/20/20 vs. Det	Derrick Henry run Good
<b>2021 Titans: 2-2</b>	<b>Run 1-1, Pass 1-1</b>
9/26/21 vs. Ind	Derrick Henry run Good
10/3/21 at NYJ	Ryan Tannehill pass to MyCole Pruitt Good
<b>2022 Titans: 1-1</b>	<b>Run 0-0, Pass 1-1</b>
12/11/22 vs. Jax	Ryan Tannehill pass to Chig Okonkwo Good
<b>2023 Titans: 1-1</b>	<b>Run 0-0, Pass 1-1</b>
12/11/23 at Mia	Will Levis pass to Nick Westbrook-Ikhine Good
<b>2024 Titans: 2-3</b>	<b>Run 1-1, Pass 1-2</b>
12/1/24 at Was	Will Levis pass to Tyler Boyd NG
12/22/24 at Ind	Tony Pollard run Good
12/22/24 at Ind	Mason Rudolph pass to Chig Okonkwo Good

**Titans Overall Two-Point Statistics:** 40-77 (51.9%)

## OPPONENTS

<b>1994 Opponents: 2-2</b>	<b>Run 2-2, Pass 0-0</b>
10/13/94 vs. Cle	Tom Tupa Run Good
12/4/94 vs. Ari	Ronald Moore Run Good
<b>1995 Opponents: 0-2</b>	<b>Run 0-0, Pass 0-2</b>
11/26/95 vs. Den	John Elway to Shannon Sharpe NG
12/17/95 vs. NYJ	Boomer Esiason to Fred Baxter NG
<b>1996 Opponents: 1-3</b>	<b>Run 1-1, Pass 0-2</b>
9/15/96 vs. Bal	Vinny Testaverde pass NG
11/10/96 at NO	Michael Haynes run Good
10/13/96 at Atl	Bobby Hebert pass to Roell Preston NG
<b>1997 Opponents: 0-1</b>	<b>Run 0-0, Pass 0-1</b>
10/5/97 vs. Sea	Rick Tuten (kicking form.) bad snap, inc. pass NG
<b>1998 Opponents: 4-5</b>	<b>Run 0-0, Pass 4-5</b>
11/1/98 vs. Pit	Kordell Stewart to Charles Johnson Good
	Mike Tomczak to Charles Johnson Good
	Mike Tomczak to Will Blackwell Good
11/8/98 vs. TB	Trent Dilfer to Bert Emanuel NG
12/26/98 vs. Min	Randall Cunningham to Randy Moss Good
<b>1999 Opponents: 4-6</b>	<b>Run 0-1, Pass 4-5</b>
9/12/99 vs. Cin	Jeff Blake to Willie Jackson Good
	Ki-Jana Carter run NG
	Jeff Blake to Brian Milne Good
9/19/99 vs. Cle	Tim Couch Pass incomplete NG
10/17/99 vs. NO	B.J. Tolliver to Brett Bech Good
1/2/00 vs. Pit	Mike Tomczak to Hines Ward Good

<b>2000 Opponents: 0-0</b>	<b>No Attempts</b>
None	
<b>2001 Opponents: 1-2</b>	<b>Run 1-1, Pass 0-1</b>
10/7/01 vs. Bal	Elvis Grbac to Brandon Stokley NG
12/2/01 vs. Cle	Jamel White run Good
<b>2002 Opponents: 3-4</b>	<b>Run 0-0, Pass 3-4</b>
11/3/02 vs. Ind	Peyton Manning to Marvin Harrison Good
11/17/02 vs. Pit	Kordell Stewart to Dan Kreider Good
	Antwaan Randle El to Hines Ward Good
12/1/02 vs. NYG	Kerry Collins to Jeremy Shockey NG
<b>2003 Opponents: 0-1</b>	<b>Run 0-0, Pass 0-1</b>
12/14/03 vs. Buf	Drew Bledsoe to Bernard Shaw NG
<b>2004 Opponents: 1-2</b>	<b>Run 0-0, Pass 1-2</b>
9/26/04 vs. Jax	Byron Leftwich to Reggie Williams Good
1/2/05 vs. Det	Joey Harrington to Roy Williams NG
<b>2005 Opponents: 2-2</b>	<b>Run 0-0, Pass 2-2</b>
10/11/05 vs. Hou	David Carr to Corey Bradford Good
11/27/05 vs. SF	Ken Dorsey to Terry Jackson Good
<b>2006 Opponents: 1-2</b>	<b>Run 0-0, Pass 1-2</b>
10/22/06 at Was	Mark Brunell to Santana Moss Good
10/29/06 vs. Hou	Sage Rosenfels to Andre Johnson NG
<b>2007 Opponents: 1-1</b>	<b>Run 0-0, Pass 1-1</b>
10/21/07 at Hou	Sage Rosenfels to Andre Davis Good



## ALL-TIME TWO-POINT CONVERSIONS

### OPPONENTS

<p><b>2008 Opponents: 0-1</b> <span style="float: right;"><b>Run 0-1, Pass 0-0</b></span></p> <p>9/21/08 vs. Hou Aborted kick, Matt Turk run NG</p> <p><b>2009 Opponents: 1-1</b> <span style="float: right;"><b>Run 1-1, Pass 0-0</b></span></p> <p>9/20/09 vs. Mia Ricky Williams run Good</p> <p><b>2010 Opponents: 0-2</b> <span style="float: right;"><b>Run 0-2, Pass 0-0</b></span></p> <p>10/31/10 at SD Aborted kick, Kris Brown run NG</p> <p>11/14/10 at Mia Ronnie Brown run NG</p> <p><b>2011 Opponents: 0-2</b> <span style="float: right;"><b>Run 0-2, Pass 0-0</b></span></p> <p>12/11/11 vs. NO Pierre Thomas run NG</p> <p>1/1/12 at Hou Snap over Jake Delhomme's head, rec. by Ten. NG</p> <p><b>2012 Opponents: 1-2</b> <span style="float: right;"><b>Run 0-0, Pass 1-2</b></span></p> <p>9/23/12 vs. Det Matthew Stafford pass to Nate Burleson Good</p> <p>12/30/12 vs. Jax Chad Henne pass incomplete NG</p> <p><b>2013 Opponents: 1-1</b> <span style="float: right;"><b>Run 1-1, Pass 0-0</b></span></p> <p>9/15/13 at Hou Arian Foster run Good</p> <p><b>2014 Opponents: 0-1</b> <span style="float: right;"><b>Run 0-0, Pass 0-0</b></span></p> <p>12/14/14 vs. NYJ Geno Smith pass incomplete NG</p> <p><b>2015 Opponents: 0-1</b> <span style="float: right;"><b>Run 0-0, Pass 0-1</b></span></p> <p>12/6/15 vs. Jax Blake Bortles pass incomplete NG</p> <p><b>2016 Opponents: 1-3</b> <span style="float: right;"><b>Run 1-2, Pass 0-1</b></span></p> <p>10/16/16 vs. Cle Cody Kessler pass incomplete NG</p> <p>10/27/16 vs. Jax Blake Bortles run Good</p> <p>11/13/16 vs. GB James Starks run NG</p> <p><b>2017 Opponents: 0-2</b> <span style="float: right;"><b>Run 0-0, Pass 0-2</b></span></p> <p>9/17/17 at Jax Blake Bortles pass incomplete NG</p> <p>9/24/17 vs. Sea Russell Wilson pass incomplete NG</p> <p><b>2018 Opponents: 0-0</b> <span style="float: right;"><b>No Attempts</b></span></p> <p>None</p>	<p><b>2019 Opponents: 2-4</b> <span style="float: right;"><b>Run 0-0, Pass 2-4</b></span></p> <p>10/27/19 vs. TB Jameis Winston pass incomplete NG</p> <p>Jameis Winston pass to Chris Godwin Good</p> <p>11/24/19 vs. Jax Nick Foles pass to DJ Chark Good</p> <p>Nick Foles pass incomplete NG</p> <p><b>2020 Opponents: 1-8</b> <span style="float: right;"><b>Run 0-2, Pass 1-6</b></span></p> <p>9/27/20 at Min Kirk Cousins pass to Adam Thielen NG</p> <p>10/13/20 vs. Buf Josh Allen pass to Cole Beasley NG</p> <p>10/18/20 vs. Hou Deshaun Watson pass to Randall Cobb NG</p> <p>11/22/20 at Bal Lamar Jackson pass to J.K. Dobbins Good</p> <p>11/29/20 at Ind Jacoby Brissett run NG</p> <p>Philip Rivers pass to Zach Pascal NG</p> <p>12/27/20 at GB Aaron Jones run NG</p> <p>1/3/21 at Hou Deshaun Watson pass to Chad Hansen NG</p> <p><b>2021 Opponents: 2-4</b> <span style="float: right;"><b>Run 0-0, Pass 2-4</b></span></p> <p>10/10/21 at Jax Trevor Lawrence pass to Jamal Agnew NG</p> <p>10/18/21 vs Buf Dawson Knox pass to Josh Allen Good</p> <p>11/14/21 vs NO Trevor Siemian pass to Mark Ingram II NG</p> <p>1/9/22 at Hou Davis Mills pass to Danny Amendola Good</p> <p><b>2022 Opponents: 3-7</b> <span style="float: right;"><b>Run 1-2, Pass 2-5</b></span></p> <p>9/11/22 vs NYG Jamie Gillan run NG</p> <p>Daniel Jones pass to Saquon Barkley Good</p> <p>9/25/22 vs LV Derek Carr pass to Darren Waller NG</p> <p>11/6/22 at KC Patrick Mahomes run Good</p> <p>11/17/22 at KC Aaron Rodgers pass to Aaron Jones Good</p> <p>12/11/22 vs. Jax Trevor Lawrence pass to Christian Kirk NG</p> <p>12/24/22 vs. Hou Davis Mills pass to Amari Rodgers NG</p> <p><b>2023 Opponents: 1-2</b> <span style="float: right;"><b>Run 0-0, Pass 1-2</b></span></p> <p>9/17/23 vs LAC Justin Herbert pass to Trey Pipkins III Good</p> <p>12/3/23 vs Ind Gardner Minshew II pass to Zack Moss NG</p> <p><b>2024 Opponents: 1-2</b> <span style="float: right;"><b>Run 0-0, Pass 1-2</b></span></p> <p>9/8/24 at Chi Caleb Williams pass to D'Andre Swift Good</p> <p>9/30/24 at Mia Tyler Huntley pass NG</p>
---	--

Opponents Overall Statistics: 34-76 (44.7%)

## ALL-TIME SHUTOUTS

### ALL-TIME DEFENSIVE SHUTOUTS

Date	Opponent	Score
9/9/61	Oakland	55-0
9/10/66	Oakland	31-0
10/16/66	New York	24-0
10/13/68	at Boston	16-0
9/21/75	at New England	7-0
9/12/76	Tampa Bay	20-0
9/18/77	NY Jets	20-0
11/6/77	Chicago	47-0
12/4/80	Pittsburgh	6-0
10/22/89	Pittsburgh	27-0
9/27/92	San Diego	27-0
9/12/93	Kansas City	30-0
1/2/94	NY Jets	24-0
12/17/00	at Cleveland	24-0
12/25/00	Dallas	31-0
12/16/18	at NY Giants	17-0
12/12/21	Jacksonville	20-0

### ALL-TIME OPPONENT SHUTOUTS

Date	Opponent	Score
12/4/60	at Dallas	0-24
12/1/63	at San Diego	0-27
10/12/69	at Kansas City	0-24
11/2/69	at Boston	0-24
11/1/70	at St. Louis	0-44
9/19/71	at Cleveland	0-31
10/9/72	Oakland	0-34
11/5/72	at Cleveland	0-20
11/25/73	New England	0-32
11/24/74	Dallas	0-10
12/11/76	Pittsburgh	0-21
9/22/85	at Pittsburgh	0-20
11/10/85	at Buffalo	0-20
12/7/86	at San Diego	0-27
11/26/89	at Kansas City	0-34
11/7/99	at Miami	0-17
12/28/08	at Indianapolis	0-23
10/18/09	at New England	0-59
11/28/10	at Houston	0-20
10/14/18	Baltimore	0-21
10/13/19	at Denver	0-16





## GAME-WINNING FIELD GOALS

The franchise has totaled 55 game-winning field goals since 1960, including three playoff game winners. **Rob Bironas** leads the franchise with 11 game-winning field goals, followed by the 10 by former Oiler/Titan **Al Del Greco** (1991-00). Bironas' 60-yard field goal vs. Indianapolis (12/3/06) ranks as the longest game-winning field goal in franchise history. A game-winning field goal is defined as one that was the final score of the game and gave the kicker's team the lead at any time in the fourth quarter or overtime.

Date	Opp.	Kicker	Length	Final Score	Date	Opp.	Kicker	Length	Final Score
10/24/65	Kansas City	Spikes	15	38-36	10/15/06	at Washington	Bironas	30	25-22
10/31/65	at Buffalo	Blanda	8	19-17	11/26/06	N.Y. Giants	Bironas	49	24-21
10/26/69	Denver	Gerela	22	24-21	12/3/06	Indianapolis	Bironas	60	20-17
12/1/74	at Pittsburgh	Butler	34	13-10	12/24/06	at Buffalo	Bironas	30	30-29
9/17/78	San Francisco	Fritsch	19	20-19	10/21/07	at Houston	Bironas	29	38-36
10/1/78	at Cleveland	Fritsch	19	16-13	11/2/08	Green Bay	Bironas	41	19-16*
9/23/79	at Cincinnati	Fritsch	29	30-27*	11/23/09	at Houston	Bironas	53	20-17
10/28/79	N.Y. Jets	Fritsch	35	27-24*	12/20/09	Miami	Bironas	46	27-24*
9/28/80	at Cincinnati	Fritsch	29	13-10	9/23/12	Detroit	Bironas	26	44-41*
12/2/84	Pittsburgh	Cooper	30	23-20*	10/11/12	Pittsburgh	Bironas	40	26-23
11/3/85	Kansas City	Zendejas	38	23-20	12/18/16	at Kansas City	Succop	53	19-17
11/24/85	San Diego	Zendejas	51	37-35	10/22/17	at Cleveland	Succop	47	12-9*
<b>1/3/88</b>	<b>Seattle</b>	<b>Zendejas</b>	<b>42</b>	<b>23-20*</b>	9/16/18	Houston	Succop	31	20-17
9/4/88	at Indianapolis	Zendejas	35	17-14*	9/23/18	at Jacksonville	Succop	28	9-6
11/13/89	Cincinnati	Zendejas	28	26-24	9/14/20	at Denver	Gostkowski	25	16-14
11/10/91	Dallas	Del Greco	23	26-23*	9/20/20	Jacksonville	Gostkowski	49	33-30
9/20/92	Kansas City	Del Greco	39	23-20*	9/27/20	at Minnesota	Gostkowski	55	31-30
12/12/93	Cleveland	Del Greco	25	19-17	1/3/21	at Houston	Sloman	37	41-38
10/6/96	at Cincinnati	Del Greco	49	30-27*	9/19/21	at Seattle	Bullock	36	33-30*
8/31/97	Oakland	Del Greco	33	24-21*	10/31/21	at Indianapolis	Bullock	44	34-31*
12/13/98	at Jacksonville	Del Greco	41	16-13	12/23/21	San Francisco	Bullock	44	20-17
9/12/99	Cincinnati	Del Greco	33	36-35	9/17/23	L.A. Chargers	Folk	41	27-24*
9/10/00	Kansas City	Del Greco	36	17-14*	11/3/24	New England	Folk	25	20-17*
11/5/00	Pittsburgh	Del Greco	29	9-7					
12/3/00	at Philadelphia	Del Greco	50	15-13					
10/14/01	Tampa Bay	Nedney	49	31-28*					
10/21/01	at Detroit	Nedney	46	27-24					
12/22/01	at Oakland	Nedney	21	13-10					
12/01/02	at N.Y. Giants	Nedney	38	32-29*					
<b>1/11/03</b>	<b>Pittsburgh</b>	<b>Nedney</b>	<b>26</b>	<b>34-31*</b>					
<b>1/3/04</b>	<b>at Baltimore</b>	<b>Anderson</b>	<b>46</b>	<b>20-17</b>					
12/11/05	Houston	Bironas	21	13-10					

\*Overtime games  
Playoff games in **bold**

## ALL-TIME RETURN TOUCHDOWNS

### INTERCEPTION RETURN TOUCHDOWNS

Yards	Player	Date	Opp	Result
99	Cortland Finnegan	9/21/2008	Hou	W, 31-12
98	Darryll Lewis	10/22/1995	@ Chi	L, 32-35
97	Jordan Babineaux	10/2/2011	@ Cle	W, 31-13
95	Willie Alexander	9/25/1977	@ GB	W, 16-10
95	Pete Jaquess	9/19/1964	Oak	W, 42-28
90	Mark Johnston	10/27/1963	KC	W, 28-7
87	Perry Phenix	11/12/2000	Bal	L, 23-24
83	Michael Griffin	12/21/2008	Pit	W, 31-14
83	Adam Jones	12/17/2006	Jax	W, 24-17
81	Samari Rolle	10/30/2000	@ Was	W, 27-21
79	Zach Brown	12/30/2012	Jax	W, 38-20
76	Andrew Adams	10/23/2022	Ind	W, 19-10
76	Vincent Fuller	10/7/2007	Atl	W, 20-13
75	Vernon Perry	1/6/1980	@ Pit *	L, 13-27
73	Eugene Seale	10/4/1987	@ Den	W, 40-10
66	Ken Houston	9/14/1968	@ Mia	W, 24-10
62	Blaine Bishop	11/5/1995	@ Cle	W, 37-10
62	Miller Farr	11/26/1967	NE	W, 27-6
61	Chris Hope	12/17/2006	Jax	W, 24-17
61	Vincent Fuller	9/24/2007	@ NO	W, 31-14
60	Rocky Boiman	9/28/2003	@ Pit	W, 30-13
58	Bubba McDowell	1/3/1993	@ Buf *	L, 38-41
56	Malcolm Butler	12/22/2018	Was	W, 25-16
52	Lamar Lathon	9/8/1991	@ Cin	W, 30-7
52	Miller Farr	12/7/1968	Buf	W, 35-6
52	Reynaldo Hill	10/30/2005	Oak	L, 25-34

Yards	Player	Date	Opp	Result
51	Andre Dyson	10/12/2003	Hou	W, 38-17
51	Ken Houston	10/5/1969	Buf	W, 28-14
51	Miller Farr	10/15/1967	@ NYJ	T, 28-28
51	Zeke Moore	10/20/1969	@ NYJ	L, 17-26
49	Eddie Robinson	11/12/1995	Cin	L, 25-32
49	Colin McCarthy	11/11/2012	@ Mia	W, 37-3
48	Ken Houston	10/31/1971	Cin	W, 10-6
47	Darryll Lewis	9/19/1993	@ SD	L, 17-18
47	Darryll Lewis	11/2/1997	Jax	L, 24-30
45	Benny Nelson	9/19/1964	Oak	W, 42-28
45	Vincent Fuller	12/13/2009	STL	W, 47-7
44	Elijah Molden	12/17/23	Hou	L, 16-19
44	Steve Brown	9/4/1988	@ Ind	W, 17-14
43	Ken Houston	10/15/1967	@ NYJ	T, 28-28
42	Donald Mitchell	10/17/1999	@ NO	W, 24-21
41	Cortland Finnegan	10/24/2010	Phi	W, 37-19
40	Will Witherspoon	12/9/2012	@ Ind	L, 23-27
40	Larry Carwell	11/17/1968	Den	W, 38-17
40	Miller Farr	12/7/1968	Buf	W, 35-6
39	Denard Walker	10/26/1997	@ Ari	W, 41-14
39	Cortland Finnegan	11/8/2009	@ SF	W, 34-27
39	Miller Farr	10/1/1967	Den	W, 10-6
38	Malcolm Butler	9/8/2019	@ Cle	W, 43-13
38	Bo Orlando	12/19/1993	@ Pit	W, 26-17
37	Lamont Thompson	9/11/2004	@ Mia	W, 17-7
36	Cris Dishman	12/4/1994	Ari	L, 12-30
36	Darryll Lewis	9/29/1996	@ Pit	L, 16-30
36	Domingo Bryant	12/18/1988	@ Cle	L, 23-28





## ALL-TIME RETURN TOUCHDOWNS

Yards	Player	Date	Opp	Result
35	Ken Houston	12/19/1971	SD	W, 49-33
34	J.C. Wilson	9/30/1979	Cle	W, 31-10
33	Darryll Lewis	10/20/1991	@ Mia	W, 17-13
32	Peter Sirmon	12/22/2002	@ Jax	W, 28-10
31	Roderick Hood	11/15/2009	Buf	W, 41-17
31	Gene Babb	11/11/1962	@ Oak	W, 28-20
30	Zach Brown	12/30/2012	Jax	W, 38-20
30	Richard Johnson	10/14/1990	Cin	W, 48-17
30	Ken Houston	12/23/1967	@ Mia	W, 41-10
29	Ken Houston	12/19/1971	SD	W, 49-33
28	Don Floyd	12/2/1962	Den	W, 34-17
27	Lonnie Marts	11/1/1998	@ Pit	W, 41-31
26	Coty Sensabaugh	9/13/2015	@ TB	W, 42-14
26	Vincent Fuller	11/15/2009	Buf	W, 41-17
26	Bubba McDowell	12/7/1992	Chi	W, 24-7
25	Bob Atkins	12/19/1971	SD	W, 49-33
24	Kevin Byard	11/7/2021	@LAR	W, 28-16
24	Randall Godfrey	10/22/2000	@ Bal	W, 14-6
24	Rich Coady	12/16/2002	NE	W, 24-7
23	Jim Norton	10/22/1967	@ KC	W, 24-19
23	Marqueston Huff	12/7/2014	NYG	L, 7-36
23	Alterraun Verner	9/15/2013	@ Hou	L, 24-30
22	Ken Houston	10/18/1968	NE	W, 45-17
22	Zeke Moore	11/3/1974	@ NYJ	W, 27-22
22	Steve Jackson	10/17/1993	@ NE	W, 28-14
22	Jayon Brown	12/30/2018	Ind	L, 17-33
21	Brad Kassell	9/18/2005	Bal	W, 25-10
20	Chuck Cecil	10/8/1995	@ Min	L, 17-23
17	Ken Houston	12/12/1971	@ Buf	W, 20-14
17	Johnny Baker	9/27/1964	@ Den	W, 38-17
16	Andre Dyson	9/22/2002	Cle	L, 28-31
15	Fred Glick	9/14/1963	Den	W, 20-14
15	Dave Ball	11/27/2008	@ Det	W, 47-10
11	Andre Dyson	11/9/2003	Mia	W, 31-7
9	Logan Ryan	1/4/20	@ NE*	W, 20-14
8	Keith Bulluck	12/25/2000	Dal	W, 31-0
2	Elijah Molden	10/31/2021	@ Ind	W, 34-31
1	Joe Bowden	11/8/1998	@ TB	W, 31-22

\* Postseason

### FUMBLE RETURN TOUCHDOWNS

Yards	Player	Date	Opp	Result
96	C.L. Whittington	10/3/1976	@ NO	W, 31-26
93	Robert Lyles	10/19/1986	@ Cin	L, 28-31
92	Cortland Finnegan	12/17/2006	Jax	W, 24-17
83	Denard Walker	1/2/2000	@ Pit	W, 47-36
80	Marcus Robertson	9/5/1993	@ NO	L, 21-33
77	Jason McCourty	10/13/2013	@ Sea	L, 13-20
72	Alterraun Verner	9/23/2012	Det	W, 44-41
72	Terry Kinard	12/9/1990	Cle	W, 58-14
70	Al Smith	12/8/1991	Pit	W, 31-6
68	Ken Houston	9/26/1971	KC	L, 16-20
66	Zeke Moore	11/13/1977	@ Oak	L, 29-34
63	Desmond King II	11/8/2020	Chi	W, 24-17
62	Jason McCourty	11/30/2014	@ Hou	L, 21-45
61	Keith Bulluck	11/3/2002	@ Ind	W, 23-15
61	Samari Rolle	12/21/2003	@ Hou	W, 27-24
58	Cris Dishman	9/12/1993	KC	W, 30-0
55	Robert Lyles	12/6/1987	SD	W, 33-18
53	Rashaan Evans	11/10/2019	KC	W, 35-32
48	Willie Germany	9/21/1975	@ NE	W, 7-0
46	Jayon Brown	12/8/2019	@ Oak	W, 42-21
43	John Corker	12/14/1980	@ GB	W, 22-3
42	Marcus Robertson	11/27/1997	@ Dal	W, 27-14
41	Johnny Peacock	12/20/1970	@ Dal	L, 10-52
40	Tony Brown	10/29/2006	Hou	W, 28-22
39	Keith Bulluck	1/2/2005	Det	W, 24-19
38	Curley Culp	9/28/1975	SD	W, 33-17
38	Elvin Bethea	10/27/1974	@ Cin	W, 34-21

Yards	Player	Date	Opp	Result
38	Tom Domres	11/16/1969	@ Den	T, 20-20
34	Gregg Bingham	11/6/1977	Chi	W, 47-0
32	Keith Bulluck	10/19/2003	@ Car	W, 37-17
30	Kevin Byard	10/10/2021	@ Jax	W, 37-19
30	Henry Ford	12/25/2000	Dal	W, 31-0
27	Marcus Robertson	11/23/1997	Buf	W, 31-14
27	Antwan Odom	11/20/2005	Jax	L, 28-31
27	Johnny Peacock	12/6/1969	NYJ	L, 26-34
25	Antwan Odom	9/25/2005	@ STL	L, 27-31
25	Keith Bostic	11/25/1984	@ Cle	L, 10-27
20	Jesse Baker	10/14/1979	@ Bal	W, 28-16
19	Garland Boyette	11/28/1971	Cle	L, 24-37
19	Cris Dishman	10/6/1991	Den	W, 42-14
19	Mike Dumas	9/1/1991	Oak	W, 47-17
16	Keith Bulluck	11/19/2006	@ Phi	W, 31-13
15	Johnny Meads	9/6/1992	Pit	L, 24-29
14	Jevon Kearse	1/2/2000	@ Pit	W, 47-36
14	Bobby Myers	9/9/2001	Mia	L, 23-31
12	Doug Cline	11/12/1961	NE	W, 27-15
12	Joe Bowden	10/18/1998	Cin	W, 44-14
10	William Fuller	11/26/1992	@ Det	W, 24-21
8#	Mike Munchak	9/14/1986	Cle	L, 20-23
8	Ray Childress	11/1/1995	@ Pit	L, 20-21
7	Doug Cline	9/10/1966	Oak	W, 31-0
5	Greg Stemrick	10/9/1977	Pit	W, 27-10
4	Wesley Woodyard	12/24/2017	LAR	L, 23-27
3#	MyCole Pruitt	12/6/2020	Cle	L, 35-41
3	Wesley Woodyard	12/6/2015	Jax	W, 42-39
0#	<b>Treyton Burks</b>	11/27/2022	Cin	L, 16-20
0#	Anthony Firkser	11/21/2021	Hou	L, 13-22
0	DaQuan Jones	1/1/2017	Hou	W, 24-17
0	Karl Klug	9/29/2013	NYJ	W, 38-13
0#	Erron Kinney	12/28/2003	TB	W, 33-13
0	Michael Roan	11/15/1998	Pit	W, 23-14
0	Ray Childress	12/5/1993	Atl	W, 33-17
0	Jeff Donaldson	9/21/1986	@ KC	L, 13-27
0	Mike Reinfeldt	9/19/1982	Sea	W, 23-21
0	Doug Cline	11/26/1961	Den	W, 45-14

# Own fumble recovery (all others opponent fumble recoveries)

### PUNT RETURN TOUCHDOWNS

Yards	Player	Date	Opp	Result
90	Adam Jones	11/19/2006	@ Phi	W, 31-13
87	Billy Johnson	10/16/1977	Cle	L, 23-24
87	Marc Mariani	11/21/2010	Was	L, 16-19
83	Billy Johnson	11/16/1975	Mia	W, 20-19
82	Bobby Jancik	12/20/1964	Den	W, 34-15
81	Adam Jones	12/31/2006	NE	L, 23-40
81	Darius Reynaud	12/30/2012	Jax	W, 38-20
79	Marc Mariani	11/13/2011	@ Car	W, 30-3
78	Ernest Givins	12/11/1994	Sea	L, 14-16
72	Billy Johnson	12/11/1977	@ Cle	W, 19-15
69	Darius Reynaud	12/30/2012	Jax	W, 38-20
69	Ronnie Coleman	10/24/1976	Cin	L, 7-27
69	Derrick Mason	10/30/2000	@ Was	W, 27-21
65	Tommie Campbell	9/23/2012	Det	W, 44-41
65	Derrick Mason	11/28/1999	@ Cle	W, 33-21
63	Billy Johnson	10/5/1975	Cin	L, 19-21
58	Justin McCareins	11/23/2003	@ Atl	W, 38-31
53	Adam Jones	10/29/2006	Hou	W, 28-22
52	Billy Johnson	10/26/1975	Det	W, 24-8
52	Adam Jones	12/11/2005	Hou	W, 13-10
23	Don Floyd	12/13/1964	NYJ	W, 33-17

### KICKOFF RETURN TOUCHDOWNS

Yards	Player	Date	Opp	Result
105	Darius Reynaud	9/23/2012	Det	W, 44-41



## ALL-TIME RETURN TOUCHDOWNS

Yards	Player	Date	Opp	Result
104	Ken Hall	10/23/1960	@ NYJ	W, 42-28
103	Bob Gresham	9/23/1973	@ Cin	L, 10-24
101	Derrick Mason	11/18/2001	@ Cin	W, 20-7
98	Marc Mariani	10/3/2010	Den	L, 20-26
97	Carl Roaches	9/18/1983	Pit	L, 28-40
96	Carl Roaches	10/4/1981	Cin	W, 17-10
95	Willie Tullis	9/6/1981	@ LAR	W, 27-20
94	Darius Jennings	9/9/2018	@ Mia	L, 20-27
93	Steve Brown	12/11/1983	Cle	W, 34-27
93	Ode Burrell	11/29/1964	NE	L, 17-34
92	Zeke Moore	10/22/1967	@ KC	W, 24-19
90	Lorenzo White	12/4/1988	Pit	L, 34-37
88	Billy Cannon	12/18/1960	NE	W, 37-21
84	Tommie Campbell	11/27/2011	TB	W, 23-17
81	Billy Johnson	10/12/1975	@ Cle	W, 40-10
80	Derrick Mason	1/23/2000	@ Jax *	W, 33-14
75	Billy Johnson	11/6/1977	Chi	W, 47-0
75	Kevin Dyson	1/8/2000	Buf *	W, 22-16
42	A.J. Brown	11/29/2020	@ Ind	W, 45-26

Yards	Player	Date	Opp	Result
7	Cris Dishman	9/24/1989	Buf	L, 41-47
0	Norm Evans	11/28/1965	@ KC	L, 21-52
0	Larry Onesti	12/18/1965	@ NE	L, 14-42
0	Ward Walsh	10/15/1972	@ Pit	L, 7-24
0	Eugene Seale	11/13/1989	Cin	W, 26-24
0	Bubba McDowell	10/6/1991	Den	W, 42-14
0	Keith Bulluck	9/14/2008	@ Cin	W, 24-7
0	Patrick Bailey	10/30/2011	Ind	W, 27-10

### BLOCKED/MISSED FIELD GOALS RETURNED FOR TOUCHDOWNS

Yards	Player	Date	Opp	Result
71	Ken Houston	10/15/1967	@ NYJ	T, 28-28
69	Donald Mitchell	10/21/2001	@ Det	W, 27-24
63	Tye Smith	12/1/2019	@ Ind	W, 31-17
62	Mark Johnston	11/26/1961	Den	W, 45-14
58	Tony Banfield	12/9/1962	Oak	W, 32-17

\* Postseason

### BLOCKED PUNTS RETURNED FOR TOUCHDOWNS

Yards	Player	Date	Opp	Result
26	Donald Mitchell	10/7/2001	@ Bal	L, 7-26
20	Mike Akiu	10/27/1985	@ STL	W, 20-10
14	Larry Eaglin	10/7/1973	LAR	L, 26-31
10	Cris Dishman	10/2/1988	@ Phi	L, 23-32

## TOP PERFORMANCES: 100-YARD RUSHING GAMES

Yards	Player	Date	Opp	Att	Avg	TD
250	Derrick Henry	01/03/21	Hou	34	7.4	2
238	Derrick Henry	12/06/18	Jac	17	14.0	4
228	Chris Johnson	11/01/09	Jac	24	9.5	2
219	Derrick Henry	10/30/22	Hou	32	6.8	2
216	Billy Cannon	12/10/61	NYT	25	8.6	3
216	Eddie George	08/31/97	Oak	35	6.2	1
215	Derrick Henry	12/13/20	Jax	26	8.3	2
212	Derrick Henry	10/18/20	Hou	22	9.6	2
211	Derrick Henry	12/29/19	Hou	32	6.6	3
206	Earl Campbell	11/16/80	Chi	31	6.6	0
203	Earl Campbell	10/19/80	TB	33	6.2	0
203	Earl Campbell	12/21/80	Min	29	7.0	1
202	Earl Campbell	10/26/80	Cin	27	7.5	2
199	Earl Campbell	11/20/78	Mia	28	7.1	4
199	Eddie George	12/09/99	Oak	28	7.1	2
197	Chris Johnson	09/20/09	Hou	16	12.3	2
195	Earl Campbell	11/22/79	Dal	33	5.9	2
195	Chris Johnson	10/21/12	Buf	18	10.8	2
194	Gary Brown	11/21/93	Cle	34	5.7	1
190	Chris Johnson	11/27/11	TB	23	8.3	0
188	Derrick Henry	11/10/19	KC	23	8.2	2
186	Earl Campbell	10/11/81	Sea	39	4.8	2
183	Hoyle Granger	12/04/66	SD	19	9.6	0
182	Earl Campbell	10/04/81	Cin	37	4.9	1
182	Derrick Henry	09/19/21	Sea	35	5.2	3
181	Earl Campbell	12/14/80	GB	36	5.0	2
181	Eddie George	10/08/00	Cin	36	5.0	1
179	Sid Blanks	12/13/64	NYJ	21	8.5	3
178	Earl Campbell	10/12/80	KC	38	4.7	1
178	Derrick Henry	11/29/20	Ind	27	6.6	3
178	Travis Henry	10/15/06	Was	32	5.6	1
176	Eddie George	12/17/00	Cle	34	5.2	3
175	Chris Brown	09/09/07	Jac	19	9.2	0

Yards	Player	Date	Opp	Att	Avg	TD
170	Derrick Henry	12/16/18	NYG	33	5.2	2
168	Chris Johnson	10/19/08	KC	18	9.3	1
167	Eddie George	10/16/00	Jac	29	5.8	1
166	Gary Brown	11/14/93	Cin	26	6.4	1
166	Earl Campbell	09/02/79	Was	32	5.2	2
160	Hoyle Granger	12/23/67	Mia	21	7.6	1
159	Derrick Henry	11/24/19	Jax	19	8.5	2
158	Earl Campbell	09/23/79	Cin	34	4.6	1
157	Earl Campbell	11/02/80	Den	36	4.4	2
157	Derrick Henry	10/03/21	NYJ	33	4.8	1
156	Lorenzo White	11/21/94	NYG	27	5.8	0
155	Eddie George	10/17/99	NO	28	5.5	0
154	Chris Johnson	11/29/09	Ari	18	8.6	1
153	Eddie George	11/01/98	Pit	34	4.5	1
153	Derrick Henry	01/07/24	Jax	19	8.1	1
153	Chris Johnson	12/04/11	Buf	23	6.7	2
152	Chris Brown	09/19/04	Ind	26	5.8	1
152	Eddie George	10/06/96	Cin	26	5.8	1
151	Chris Johnson	11/23/09	Hou	29	5.2	0
150	Chris Johnson	11/03/13	StL	23	6.5	2
150	Mike Rozier	09/20/87	Buf	29	5.2	1
149	Derrick Henry	12/01/19	Ind	26	5.7	1
149	Earl Campbell	10/14/79	Bal	22	6.8	3
149	Rob Carpenter	11/27/77	KC	14	10.6	0
149	LenDale White	10/19/08	KC	17	8.8	3
149	Lorenzo White	10/11/92	Cin	25	6.0	0
148	Chris Brown	10/11/04	GB	27	5.5	2
147	Chris Brown	10/31/04	Cin	32	4.6	1
147	Derrick Henry	12/20/20	Det	24	6.1	1
145	Billy Cannon	12/17/61	Oak	21	6.9	1
144	Allen Pinkett	09/01/91	LAA	26	5.5	1
144	Mike Rozier	10/25/87	Atl	29	5.0	1
143	Joe Dawkins	11/22/70	Cle	22	6.5	2



## TOP PERFORMANCES: 100-YARD RUSHING GAMES

Yards	Player	Date	Opp	Att	Avg	TD	Yards	Player	Date	Opp	Att	Avg	TD
143	Eddie George	09/08/96	Jac	17	8.4	1	122	Chris Johnson	12/17/12	NYJ	21	5.8	1
143	Derrick Henry	10/18/21	Buf	20	7.2	3	121	Eddie George	10/11/98	Bal	30	4.0	0
143	Travis Henry	11/19/06	Phi	18	7.9	1	121	Derrick Henry	12/11/22	Jax	17	7.1	1
142	Earl Campbell	09/19/82	Sea	30	4.7	1	121	Herman Hunter	10/11/87	Cle	28	4.3	0
142	Earl Campbell	09/25/83	Buf	30	4.7	1	121	DeMarco Murray	10/09/16	Mia	27	4.5	0
142	Ronnie Coleman	09/12/76	TB	25	5.7	0	120	Earl Campbell	11/05/79	Mia	32	3.8	0
142	Hoyle Granger	11/12/67	Den	22	6.5	0	120	Rob Carpenter	11/13/77	Oak	19	6.3	0
142	Skip Hicks	12/16/01	GB	17	8.4	1	119	Derrick Henry	9/27/20	Min	26	4.6	2
142	Chris Johnson	12/25/09	SD	21	6.8	1	<b>119</b>	<b>Tony Pollard</b>	<b>11/24/24</b>	<b>Hou</b>	<b>24</b>	<b>5.0</b>	<b>1</b>
142	Chris Johnson	09/12/10	Oak	27	5.3	2	119	Fred Willis	11/12/72	Phi	21	5.7	0
142	Charley Tolar	09/23/62	SD	18	7.9	1	118	Billy Cannon	11/05/61	Den	11	10.7	1
141	Woody Campbell	12/03/67	Mia	18	7.8	1	117	Chris Johnson	11/14/10	Mia	17	6.9	1
141	Eddie George	12/01/96	NYJ	28	5.0	2	117	Chris Johnson	12/13/09	StL	28	4.2	2
141	Mike Rozier	10/09/88	KC	27	5.2	0	117	Larry Moriarty	11/11/84	KC	29	4.0	0
141	Chris Johnson	09/30/12	Hou	25	5.6	0	116	Eddie George	10/05/97	Sea	26	4.5	0
141	Chris Johnson	11/04/12	Chi	16	8.8	1	116	Derrick Henry	09/14/20	Den	31	3.7	0
139	Hoyle Granger	12/14/69	BPA	25	5.6	0	116	Lorenzo White	12/09/90	Cle	18	6.4	4
138	Earl Campbell	12/04/83	Mia	28	4.9	1	116	Lorenzo White	12/07/92	Chi	21	5.5	1
138	Hoyle Granger	10/01/67	Den	20	6.9	0	115	Derrick Henry	11/06/22	KC	17	6.8	2
138	Larry Moriarty	11/18/84	NYJ	23	6.0	1	115	Eddie George	11/23/03	Atl	26	4.4	1
137	Earl Campbell	09/03/78	Atl	15	9.1	1	115	DeMarco Murray	09/24/17	Sea	14	8.2	1
137	Eddie George	10/25/98	Chi	21	6.5	0	115	Lorenzo White	12/03/89	Pit	23	5.0	1
136	Chris Johnson	12/07/08	Cle	19	7.2	1	114	Gary Brown	12/25/93	SF	19	6.0	0
135	Travis Henry	12/24/06	Buf	25	5.4	0	114	Rob Carpenter	09/21/80	Bal	24	4.8	1
135	Chris Johnson	11/08/09	SF	25	5.4	2	114	Ronnie Coleman	10/23/77	Pit	26	4.4	0
134	Earl Campbell	12/16/79	Phi	16	8.4	1	114	Derrick Henry	10/02/22	Ind	22	5.2	1
134	Eddie George	11/19/00	Cle	36	3.7	3	114	DeMarco Murray	09/25/16	Oak	16	7.1	1
134	Eddie George	11/08/98	TB	27	5.0	1	114	Dave Smith	10/14/62	NYT	20	5.7	1
134	Chris Johnson	01/03/10	Sea	36	3.7	2	113	Eddie George	11/28/99	Cle	26	4.3	2
133	Derrick Henry	11/22/20	Bal	28	4.8	1	113	Eddie George	10/13/02	Jac	31	3.6	1
133	LenDale White	10/28/07	Oak	25	5.3	0	113	Derrick Henry	09/26/21	Ind	28	4.0	0
132	D'Onta Foreman	01/02/22	Mia	26	5.1	1	113	Chris Johnson	12/06/09	Ind	27	4.2	0
132	Chris Johnson	11/15/09	Buf	26	5.1	2	113	LenDale White	12/09/07	SD	30	3.8	1
131	Derrick Henry	10/16/17	Ind	19	6.9	1	112	Ode Burrell	11/28/65	KC	14	8.0	2
131	Dontrell Hilliard	11/28/21	NE	12	10.9	1	112	Earl Campbell	11/18/79	Cin	19	5.9	2
131	Chris Johnson	10/10/10	Dal	19	6.9	2	112	Ronnie Coleman	09/28/75	SD	16	7.0	1
131	Earl Campbell	09/16/79	KC	32	4.1	1	112	Derrick Henry	11/01/20	Cin	18	6.2	1
130	Earl Campbell	11/10/80	NE	30	4.3	2	112	Mike Rozier	11/15/87	Pit	29	3.9	0
130	Earl Campbell	12/11/83	Cle	32	4.1	1	112	Marcus Mariota	12/6/15	Jax	9	12.4	1
130	Earl Campbell	10/16/83	Min	29	4.5	1	111	Hoyle Granger	12/03/67	Mia	25	4.4	1
130	Eddie George	12/30/01	Cle	26	5.0	2	111	Chris Johnson	10/18/10	Jax	26	4.3	1
130	Derrick Henry	10/10/21	Jax	29	4.5	3	111	Chris Johnson	12/09/10	Hou	22	5.0	1
130	Chris Johnson	11/13/11	Car	27	4.8	1	110	Ronnie Coleman	10/12/75	Cle	14	7.9	0
130	Chris Johnson	12/19/10	Hou	24	5.4	1	110	Eddie George	11/27/97	Dal	34	3.2	0
130	Chris Johnson	11/21/10	Was	21	6.2	0	110	Charley Tolar	11/04/62	DLT	24	4.6	0
129	Eddie George	12/14/97	Bal	26	5.0	0	109	Gary Brown	12/12/93	Cle	23	4.7	0
<b>128</b>	<b>Tony Pollard</b>	<b>11/3/24</b>	<b>NE</b>	<b>28</b>	<b>4.6</b>	<b>0</b>	109	Earl Campbell	12/10/79	Pit	33	3.3	0
128	Derrick Henry	10/23/22	Ind	30	4.3	0	109	Earl Campbell	11/30/80	Cle	27	4.0	1
128	Chris Johnson	10/18/09	NE	17	7.5	0	109	D'Onta Foreman	11/28/21	NE	19	5.7	0
127	Sid Blanks	09/19/64	Oak	6	21.2	0	109	Eddie George	10/13/96	Atl	23	4.7	0
127	Chris Johnson	12/29/13	Hou	27	4.7	1	109	Derrick Henry	01/07/23	Jax	30	3.6	0
126	Derrick Henry	12/24/22	Hou	23	5.5	1	109	Derrick Henry	12/03/17	Hou	11	9.9	1
126	Mike Rozier	12/11/88	Cin	22	5.7	3	109	Chris Johnson	09/14/08	Cin	19	5.7	0
126	Chris Johnson	11/11/12	Mia	23	5.5	1	109	Charley Tolar	09/09/62	Buf	17	6.4	1
125	Chris Johnson	09/26/10	NYG	32	3.9	2	108	Earl Campbell	12/02/79	Cle	22	4.9	1
125	Eddie George	10/01/00	NYG	35	3.6	1	108	D'Onta Foreman	12/19/21	Pit	22	4.9	0
125	Eddie George	10/19/97	Was	31	4.0	2	108	Rodney Thomas	11/05/95	Cle	17	6.4	0
125	Chris Johnson	11/27/08	Det	16	7.8	2	107	Earl Campbell	11/11/79	Oak	32	3.3	1
125	Lorenzo White	11/26/90	Buf	18	6.9	1	107	Earl Campbell	09/10/78	KC	22	4.9	2
124	Hoyle Granger	11/26/67	BPA	22	5.6	1	107	Earl Campbell	11/13/83	Det	28	3.8	0
123	Earl Campbell	09/04/83	GB	27	4.6	3	107	Eddie George	10/18/98	Cin	25	4.3	0
123	Ronnie Coleman	09/15/74	SD	21	5.9	0	107	Hoyle Granger	12/16/67	SD	27	4.0	1
123	Eddie George	11/14/99	Cin	29	4.2	2	107	Don Hardeman	09/28/75	SD	27	4.0	1
123	Travis Henry	10/08/06	Ind	19	6.5	0	107	Travis Henry	11/12/06	Bal	27	4.0	1
123	DeMarco Murray	10/27/16	Jax	21	5.9	1	107	Roy Hopkins	10/26/69	Den	14	7.6	2
123	DeMarco Murray	11/13/16	GB	17	7.2	1	107	DeMarco Murray	10/23/16	Ind	25	4.3	1
122	Earl Campbell	09/06/81	LAN	27	4.5	0	107	Dave Smith	10/30/60	Buf	12	8.9	0
122	Earl Campbell	11/26/78	Cin	27	4.5	0	107	Charley Tolar	12/15/62	NYT	29	3.7	1
122	Eddie George	11/09/97	NYG	32	3.8	1	106	Earl Campbell	09/15/80	Cle	18	5.9	0
122	Derrick Henry	10/01/23	Cin	22	5.5	1	106	Eddie George	10/27/02	Cin	21	5.0	0
122	Mike Rozier	11/29/87	Ind	26	4.7	0	106	Eddie George	09/07/97	Mia	23	4.6	1



## TOP PERFORMANCES: 100-YARD RUSHING GAMES

Yards	Player	Date	Opp	Att	Avg	TD	Yards	Player	Date	Opp	Att	Avg	TD
106	Eddie George	10/12/97	Cin	30	3.5	0	102	Larry Moriarty	12/09/84	LAN	24	4.3	1
106	LenDale White	11/27/08	Det	23	4.6	2	<b>102</b>	<b>Tony Pollard</b>	<b>12/08/24</b>	<b>Jax</b>	<b>21</b>	<b>4.9</b>	<b>0</b>
105	Earl Campbell	10/15/78	Buf	19	5.5	0	101	Chris Brown	09/26/04	Jac	23	4.4	1
105	Billy Cannon	11/06/60	Den	16	6.6	0	101	Gary Brown	09/03/95	Jac	29	3.5	0
105	Charley Tolar	11/11/62	Oak	28	3.8	1	101	Earl Campbell	10/09/83	Den	19	5.3	1
104	Chris Brown	12/05/04	Ind	19	5.5	0	101	Woody Campbell	11/12/67	Den	16	6.3	1
104	Earl Campbell	10/08/78	Oak	25	4.2	0	101	Ronnie Coleman	11/27/77	KC	15	6.7	0
104	Hoyle Granger	11/09/69	Cin	15	6.9	0	101	Eddie George	12/03/00	Phi	32	3.2	0
104	Hoyle Granger	12/15/68	BPA	18	5.8	2	101	Eddie George	12/16/02	NE	31	3.3	0
104	Derrick Henry	12/18/22	LAC	21	5.0	1	101	Hoyle Granger	09/09/67	KC	13	7.8	1
104	Chris Johnson	12/20/09	Mia	29	3.6	0	101	Derrick Henry	10/29/23	Atl	22	4.6	0
104	Dave Smith	09/11/60	Oak	19	5.5	1	101	Chris Johnson	10/02/11	Cle	23	4.4	0
104	Rodney Thomas	11/26/95	Den	13	8.0	1	101	Allen Pinkett	09/08/91	Cin	21	4.8	1
104	LenDale White	10/21/07	Hou	27	3.9	1	101	Charley Tolar	09/09/61	Oak	18	5.6	1
103	Derrick Henry	11/12/20	Ind	19	5.4	0	101	Butch Woolfolk	11/03/85	KC	14	7.2	1
103	Derrick Henry	12/08/19	Oak	18	5.7	2	100	Chris Brown	09/11/04	Mia	16	6.3	0
103	Billy Cannon	12/15/62	NYT	9	11.4	1	100	Gary Brown	12/19/93	Pit	20	5.0	0
103	Mike Rozier	12/27/87	Cin	20	5.2	0	100	Eddie George	09/21/03	NO	29	3.4	1
103	LenDale White	12/23/07	NYJ	23	4.5	0	100	Eddie George	09/20/98	NE	23	4.3	0
102	Derrick Henry	12/3/23	Ind	21	4.9	2	100	Derrick Henry	09/29/19	Atl	27	3.7	0
102	Derrick Henry	10/9/22	Was	28	3.6	2	100	Paul Robinson	12/16/73	Cin	20	5.0	1
102	Earl Campbell	10/29/78	Cin	18	5.7	0	100	Mike Rozier	09/04/88	Ind	25	4.0	1
102	Eddie George	12/26/99	Jac	26	3.9	0	100	LenDale White	11/04/07	Car	31	3.2	1
102	Eddie George	12/29/02	Hou	25	4.1	1	100	Lorenzo White	09/06/92	Pit	13	7.7	0
102	Travis Henry	12/31/06	NE	21	4.9	0							

## TOP PERFORMANCES: 300-YARD PASSING GAMES

Yards	Player	Date	Opp	Att	Cmp	Pct	TD	Int	Rate	Yards	Player	Date	Opp	Att	Cmp	Pct	TD	Int	Rate
527	Warren Moon	12/16/90	KC	45	27	60.0	3	0	123.1	350	Matt Hasselbeck	12/24/11	Jac	40	24	60.0	1	2	76.0
492	Billy Volek	12/19/04	Oak	60	40	66.7	4	1	107.1	348	Archie Manning	09/04/83	GB	34	22	64.7	1	2	83.9
464	George Blanda	10/29/61	Buf	32	18	56.3	4	4	101.0	347	Ryan Tannehill	09/19/21	Sea	40	27	67.5	0	0	94.5
457	Jacky Lee	10/13/61	BPA	41	27	65.9	2	2	99.3	345	Zach Mettenberger	11/23/14	Phi	39	20	51.3	2	1	88.1
432	Warren Moon	11/10/91	Dal	56	41	73.2	0	0	95.2	345	Warren Moon	11/05/89	Det	38	30	78.9	2	1	111.1
426	Billy Volek	12/13/04	KC	43	29	67.4	4	0	130.6	344	Marcus Mariota	09/30/18	Phi	43	30	69.8	2	1	99.4
423	Warren Moon	10/13/91	NYJ	50	35	70.0	2	2	92.3	343	Steve McNair	11/27/05	SF	41	23	56.1	3	1	97.9
421	Steve McNair	10/12/03	Hou	27	18	66.7	3	0	146.8	343	Warren Moon	11/04/90	LAN	43	26	60.5	1	2	74.1
418	George Blanda	11/19/61	NYT	32	20	62.5	7	1	132.8	342	George Blanda	12/22/63	Oak	32	20	62.5	5	2	112.2
414	Warren Moon	12/23/89	Cle	51	32	62.7	2	1	93.1	342	Warren Moon	10/25/92	Cin	40	27	67.5	2	1	100.2
413	Pete Beathard	09/09/68	KC	48	23	47.9	2	3	65.7	342	Warren Moon	12/05/93	Atl	42	24	57.1	1	0	91.6
402	Ryan Fitzpatrick	12/15/13	Ari	58	36	62.1	4	2	91.3	341	Steve McNair	09/12/99	Cin	32	21	65.6	3	1	119.4
399	Warren Moon	11/17/91	Cle	44	31	70.5	3	1	111.8	340	Lynn Dickey	11/04/73	Bal	32	22	68.8	3	2	108.9
398	Steve McNair	09/29/02	Oak	46	32	69.6	2	4	74.4	339	Warren Moon	12/15/85	Cle	48	22	45.8	2	2	66.2
398	Warren Moon	10/05/86	Det	38	21	55.3	1	3	67.7	338	Pete Beathard	11/16/69	Den	41	20	48.8	1	1	75.1
397	Warren Moon	09/09/90	Atl	52	31	59.6	4	2	93.2	338	Cody Carlson	11/26/92	Det	33	24	72.7	1	2	90.2
393	George Blanda	11/01/64	Buf	68	37	54.4	1	3	58.0	338	Warren Moon	09/24/89	Buf	42	28	66.7	1	2	79.3
391	Ryan Tannehill	12/08/19	Oak	27	21	77.8	3	1	140.4	334	Steve McNair	11/25/01	Pit	37	23	62.2	2	2	87.0
389	Ryan Tannehill	12/06/20	Cle	45	29	64.4	3	1	104.8	334	Steve McNair	12/01/02	NYG	43	30	69.8	3	0	115.8
388	Ken Stabler	11/23/80	NYJ	51	33	64.7	4	4	81.2	334	Warren Moon	10/06/91	Den	31	19	61.3	2	1	106.1
387	Vince Young	11/29/09	Ari	43	27	62.8	1	0	99.7	334	Billy Volek	11/14/04	Chi	44	27	61.4	2	1	90.5
386	George Blanda	09/16/62	BPA	36	20	55.6	3	4	81.3	333	Ryan Tannehill	11/17/22	GB	27	22	81.5	2	1	127.3
381	Warren Moon	10/28/90	NYJ	43	30	69.8	1	0	104.9	331	Jacky Lee	11/25/60	BPA	38	21	55.3	1	0	93.2
378	Jake Locker	09/23/12	Det	42	29	69.0	2	0	113.0	331	Ryan Tannehill	11/03/19	Car	39	27	69.2	1	2	82.3
377	Gifford Nielsen	12/20/81	Pit	37	24	64.9	3	2	103.1	330	Cody Carlson	12/13/92	GB	36	25	69.4	0	2	75.0
371	Marcus Mariota	11/08/15	NO	39	28	71.8	4	0	135.7	330	Warren Moon	12/08/85	NYG	47	26	55.3	2	2	73.9
369	Warren Moon	10/14/90	Cin	33	21	63.6	5	1	128.7	330	Warren Moon	09/06/92	Pit	45	29	64.4	2	5	61.6
369	Warren Moon	11/07/93	Sea	55	36	65.5	2	2	81.6	329	Dan Pastorini	10/17/76	SD	39	25	64.1	3	1	105.6
367	Marcus Mariota	09/27/15	Ind	44	27	61.4	2	2	84.2	329	Don Trull	11/13/66	BPA	45	23	51.1	3	0	97.4
366	George Blanda	11/13/60	LAC	55	31	56.4	3	4	64.7	328	George Blanda	11/06/64	BPA	44	20	45.5	2	1	76.7
366	Ryan Tannehill	10/18/20	Hou	41	30	73.2	4	1	122.6	<b>327</b>	<b>Will Levis</b>	<b>12/11/23</b>	<b>Mia</b>	<b>38</b>	<b>23</b>	<b>60.5</b>	<b>1</b>	<b>1</b>	<b>86.2</b>
365	Warren Moon	09/09/84	Ind	43	23	53.5	0	0	82.0	327	Warren Moon	11/29/87	Ind	44	24	54.5	3	2	82.3
364	Warren Moon	12/22/85	Ind	40	22	55.0	2	2	81.7	326	Jake Locker	10/20/13	SF	41	25	61.0	2	1	92.1
361	Warren Moon	09/13/92	Ind	39	29	74.4	2	0	119.7	324	Warren Moon	11/24/91	Pit	48	24	50.0	2	5	46.2
360	Steve McNair	10/05/03	NE	45	23	51.1	0	1	68.8	323	Ryan Tannehill	11/21/21	Hou	52	35	67.3	1	4	58.4
358	Matt Hasselbeck	09/18/11	Bal	42	30	71.4	1	1	95.1	322	Warren Moon	11/18/90	Cle	32	24	75.0	5	0	146.1
356	Warren Moon	10/21/84	SF	33	25	75.8	2	2	105.1	321	Warren Moon	10/18/92	Den	39	23	59.0	2	1	91.9
355	Warren Moon	09/30/90	SD	46	27	58.7	2	1	88.6	321	Ryan Tannehill	09/27/20	Min	37	23	62.2	0	1	78.8
355	Neil O'Donnell	10/03/99	SF	40	20	50.0	2	1	87.0	320	Ryan Fitzpatrick	11/24/13	Oak	42	30	71.4	2	0	109.2
354	Dan Pastorini	10/20/74	StL	40	26	65.0	1	0	101.5	317	Warren Moon	10/15/89	Chi	26	16	61.5	2	2	97.8
352	Chris Chandler	09/24/95	Cin	26	23	88.5	4	0	158.3	315	Warren Moon	09/08/91	Cin	37	22	59.5	1	1	84.9
351	George Blanda	12/03/61	SD	33	20	60.6	4	1	123.9	315	Jerry Rhome	12/13/70	Cin	54	27	50.0	2	2	65.0
350	George Blanda	12/17/61	Oak	31	18	58.1	4	2	110.2	314	Pete Beathard	10/20/69	NYJ	47	23	48.9	1	3	51.2





## TOP PERFORMANCES: 300-YARD PASSING GAMES

Yards	Player	Date	Opp	Att	Cmp	Pct	TD	Int	Rate
313	Marcus Mariota	11/06/16	SD	43	27	62.8	3	2	88.6
312	George Blanda	10/25/64	SD	37	22	59.5	1	2	73.3
312	Ryan Tannehill	10/20/19	LAC	29	23	79.3	2	1	120.1
311	Matt Hasselbeck	09/25/11	Den	36	27	75.0	2	0	119.1
310	Steve McNair	12/18/05	Sea	38	23	60.5	2	0	104.1
310	Warren Moon	11/09/86	Cin	44	25	56.8	1	0	86.4
310	Warren Moon	09/26/93	LAN	42	19	45.2	1	2	58.6
310	Warren Moon	09/13/87	LAN	43	21	48.8	2	2	68.9
310	Neil O'Donnell	09/19/99	Cle	40	31	77.5	1	0	107.3
309	Jake Locker	12/02/12	Hou	45	21	46.7	1	3	49.2
308	George Blanda	09/22/63	NYJ	37	25	67.6	1	2	79.6
308	George Blanda	11/07/65	Oak	60	27	45.0	2	3	51.3
308	Steve McNair	12/08/96	Jac	37	24	64.9	1	1	88.6
308	Warren Moon	09/23/90	Ind	39	29	74.4	3	1	111.9
306	Marcus Mariota	11/16/17	Pit	33	22	66.7	1	4	66.8
306	Marcus Mariota	10/16/17	Ind	32	23	71.9	1	1	99.2
306	Warren Moon	12/16/84	Cle	31	19	61.3	0	0	94.3
305	Vince Young	11/19/07	Den	41	26	63.4	1	2	73.7
304	George Blanda	10/24/65	KC	33	19	57.6	5	0	128.0

Yards	Player	Date	Opp	Att	Cmp	Pct	TD	Int	Rate
304	Marcus Mariota	09/19/19	Jax	40	23	57.5	0	0	81.7
304	Warren Moon	10/26/86	LAA	46	18	39.1	0	4	26.0
303	George Blanda	09/25/66	Buf	54	23	42.6	2	5	34.7
303	Marcus Mariota	11/26/18	Hou	23	22	95.7	2	0	147.7
303	Warren Moon	12/02/84	Pit	45	27	60.0	1	3	59.8
302	Steve McNair	12/09/01	Min	33	25	75.8	2	0	123.5
300	George Blanda	10/02/66	Den	37	15	40.5	5	2	86.7
300	Archie Manning	09/18/83	Pit	35	16	45.7	1	4	45.8
300	Warren Moon	11/26/90	Buf	22	16	72.7	2	0	145.1
300	Kerry Collins	01/02/11	Ind	39	28	71.8	2	0	111.1

## TOP PERFORMANCES: 100-YARD RECEIVING GAMES

Yards	Player	Date	Opp	Rec	Avg	TD
272	Charlie Hennigan	10/13/61	BPA	13	20.9	1
245	Haywood Jeffires	12/16/90	KC	9	27.2	1
233	Drew Bennett	12/13/04	KC	12	19.4	3
232	Charlie Hennigan	10/29/61	Buf	9	25.8	2
225	Kenny Britt	10/24/10	Phi	7	32.1	3
214	Charlie Hennigan	12/03/61	SD	10	21.4	3
210	Drew Hill	12/22/85	Ind	9	23.3	2
202	Charlie Hennigan	09/16/62	BPA	8	25.3	2
197	Tim Smith	09/04/83	GB	8	24.6	1
188	Charlie Hennigan	09/27/64	Den	11	17.1	0
186	Charlie Hennigan	09/22/63	NYJ	9	20.7	1
186	Haywood Jeffires	10/13/91	NYJ	13	14.3	0
186	Derrick Mason	01/06/02	Cin	9	20.7	2
185	Drew Hill	11/09/86	Cin	10	18.5	0
182	Corey Davis	12/06/20	Cle	11	16.5	1
182	Charley Frazier	09/19/65	BPA	6	30.3	2
182	Bill Groman	11/20/60	Den	3	60.7	2
181	Charlie Hennigan	11/29/64	BPA	12	15.1	0
180	Ken Burrough	11/06/77	Chi	6	30.0	2
179	Mike Montgomery	10/20/74	StL	9	19.9	1
177	Ken Burrough	11/02/75	KC	7	25.3	2
177	Derrick Mason	10/12/03	Hou	6	29.5	3
171	Bill Groman	11/25/60	BPA	9	19.0	1
169	Jared Cook (TE)	12/24/11	Jac	8	21.1	1
167	Tim Smith	12/16/84	Cle	7	23.9	0
162	Kevin Dyson	09/12/99	Cin	9	18.0	2
161	Corey Davis	09/30/18	Phi	9	17.9	1
160	Drew Bennett	12/19/04	Oak	13	12.3	2
160	Charlie Hennigan	11/01/64	Buf	12	13.3	0
159	Tim Smith	09/16/84	SD	5	31.8	1
158	Charley Frazier	11/13/66	BPA	6	26.3	2
156	Ernest Givins	11/16/86	Pit	8	19.5	1
155	A.J. Brown	10/31/21	Ind	10	15.5	1
155	Delanie Walker (TE)	11/23/14	Phi	5	31.0	0
155	Ernest Givins	10/05/86	Det	5	31.0	0
155	Bill Groman	11/06/60	Den	7	22.1	2
154	Charley Frazier	10/02/66	Den	5	30.8	3
153	A.J. Brown	10/25/20	Pit	6	25.5	1
153	A.J. Brown	12/08/19	Oak	5	30.6	2
152	Bill Groman	11/19/61	NYT	5	30.4	3
151	A.J. Brown	01/03/21	Hou	10	15.1	1
151	Ernest Givins	10/06/91	Den	5	30.2	0
150	Dave Casper (TE)	11/30/80	Cle	7	21.4	1
150	Bill Groman	12/18/60	BPA	7	21.4	0
150	Jerry LeVias	11/16/69	Den	7	21.4	1
150	Tim Smith	12/11/83	Cle	7	21.4	2
150	Kendall Wright	12/15/13	Ari	12	12.5	0

Yards	Player	Date	Opp	Rec	Avg	TD
148	Drew Bennett	11/14/04	Chi	6	24.7	1
148	Drew Hill	10/30/88	Was	9	16.4	3
147	Justin Gage	11/16/08	Jac	4	36.8	2
147	Chris Sanders	11/26/95	Den	5	29.4	2
147	Tim Smith	09/25/83	Buf	11	13.4	0
145	A.J. Brown	12/23/21	SF	11	13.2	1
145	Ken Burrough	11/03/74	NYJ	7	20.7	0
145	Charlie Hennigan	09/09/62	Buf	10	14.5	2
145	Charlie Hennigan	10/25/64	SD	8	18.1	2
144	Drew Hill	11/17/91	Cle	11	13.1	2
143	Kenny Britt	12/09/12	Ind	8	17.9	0
143	Charley Frazier	11/06/64	BPA	9	15.9	1
143	Charlie Joiner	12/13/70	Cin	6	23.8	2
<b>143</b>	<b>Calvin Ridley</b>	<b>10/27/24</b>	<b>Det</b>	<b>10</b>	<b>14.3</b>	<b>0</b>
143	Yancey Thigpen	10/03/99	SF	6	23.8	1
142	Delanie Walker (TE)	09/14/14	Dal	10	14.2	1
141	Drew Hill	12/23/89	Cle	10	14.1	2
140	Bill Groman	10/16/60	DLT	10	14.0	1
140	DeAndre Hopkins	10/08/23	Ind	8	17.5	0
139	Dave Casper (TE)	12/20/81	Pit	6	23.2	3
139	Willard Dewveall (TE)	11/25/62	SD	3	46.3	2
139	Drew Hill	11/13/88	Sea	8	17.4	1
139	Haywood Jeffires	11/28/93	Pit	7	19.9	1
138	Charlie Hennigan	10/17/64	NYJ	8	17.3	1
138	Drew Hill	10/26/86	LAA	7	19.7	0
138	Billy Johnson	12/18/77	Cin	6	23.0	1
137	Willard Dewveall (TE)	12/22/63	Oak	7	19.6	2
137	Derrick Mason	12/14/03	Buf	9	15.2	0
136	Kenny Britt	09/11/11	Jax	5	27.2	2
136	Ken Burrough	10/17/76	SD	5	27.2	2
135	A.J. Brown	11/24/19	Jax	4	33.8	1
135	Kenny Britt	09/18/11	Bal	9	15.0	1
135	Webster Slaughter	11/07/93	Sea	9	15.0	1
134	Bill Groman	11/05/61	Den	3	44.7	2
134	Drew Hill	11/29/87	Ind	7	19.1	2
133	A.J. Brown	10/24/21	KC	8	16.6	1
133	Curtis Duncan	10/18/92	Den	5	26.6	0
133	Charlie Hennigan	09/14/63	Den	4	33.3	0
133	Derrick Mason	12/01/03	NYJ	11	12.1	1
132	Drew Hill	10/27/85	StL	6	22.0	1
132	Alvin Reed (TE)	10/27/68	Buf	4	33.0	2
132	Kendall Wright	11/30/14	Hou	7	18.9	1
131	Sid Blanks (RB)	09/12/64	SD	13	10.1	0
131	Nate Washington	09/22/13	SD	8	16.4	0
130	Curtis Duncan	11/18/90	Cle	7	18.6	1
130	Charlie Hennigan	10/17/65	Den	7	18.6	0
130	Butch Woolfolk (RB)	12/01/85	Cin	9	14.4	1





## TOP PERFORMANCES: 100-YARD RECEIVING GAMES

Yards	Player	Date	Opp	Rec	Avg	TD	Yards	Player	Date	Opp	Rec	Avg	TD
130	Nate Washington	12/11/11	NO	6	21.7	1	114	Drew Hill	12/21/86	Buf	5	22.8	0
129	Ken Burrough	12/21/75	Cle	5	25.8	1	114	Justin Hunter	12/08/13	Den	4	28.5	1
129	Mac Haik	12/07/68	Buf	6	21.5	1	114	Derrick Mason	11/25/01	Pit	7	16.3	0
129	Drew Hill	12/01/85	Cin	7	18.4	0	114	Rishard Matthews	01/01/17	Hou	9	12.7	1
129	Drew Hill	10/27/91	Cin	6	21.5	1	114	Rishard Matthews	11/16/17	Pit	5	22.6	1
128	Kenny Britt	12/19/10	Hou	6	21.3	0	114	Bob McLeod (TE)	12/09/62	Oak	5	22.8	1
128	Kenny Britt	11/29/09	Ari	7	18.3	1	113	Drew Bennett	12/10/06	Hou	6	18.8	0
128	Corey Davis	11/01/20	Cin	8	16.0	1	113	Corey Davis	11/22/20	Bal	5	22.6	0
128	Charley Frazier	09/25/66	Buf	6	21.3	1	113	Anthony Firkser (TE)	10/18/20	Hou	8	14.1	1
128	Ernest Givins	10/08/89	NE	5	25.6	0	113	Dorial Green-Beckham	12/20/15	NE	6	18.8	0
128	Drew Hill	10/15/89	Chi	5	25.6	1	113	Charlie Hennigan	09/09/61	Oak	4	28.3	1
128	Mike Holston	12/20/81	Pit	5	25.6	0	113	Charlie Hennigan	11/25/60	BPA	7	16.1	0
128	DeAndre Hopkins	10/29/23	Atl	4	32.0	3	113	Drew Hill	11/24/88	Dal	9	12.6	1
128	Julio Jones	09/19/21	Sea	6	21.3	0	112	A.J. Brown	12/13/20	Jax	7	16.0	1
127	Billy Parks	11/04/73	Bal	5	25.4	1	112	Ken Burrough	12/14/75	Oak	4	28.0	2
127	Chris Sanders	12/08/96	Jac	7	18.1	0	112	Pat Coleman	09/25/94	Cin	4	28.0	0
126	Ernest Givins	11/22/87	Cle	3	42.0	1	112	Kevin Dyson	11/25/01	Pit	4	28.0	1
125	Corey Davis	11/11/18	NE	7	17.9	1	112	John White (TE)	09/24/61	SD	6	18.7	1
125	Tim Smith	12/15/85	Cle	7	17.9	1	112	Nate Washington	09/23/12	Det	3	37.3	1
124	Drew Bennett	12/05/04	Ind	3	41.3	3	111	<b>Treyton Burks</b>	11/17/22	GB	7	15.9	0
124	A.J. Brown	12/29/19	Hou	4	31.0	1	111	Ken Burrough	10/26/75	Det	3	37.0	1
124	DeAndre Hopkins	12/11/23	Mia	7	17.7	1	111	Charlie Hennigan	11/22/64	KC	8	13.9	2
124	Delanie Walker (TE)	11/13/16	GB	9	13.8	1	110	Corey Davis	12/20/20	Det	4	27.5	1
124	Oliver Williams	10/18/87	NE	9	13.8	1	110	Kevin Dyson	12/02/01	Cle	6	18.3	0
124	Roydell Williams	10/21/07	Hou	5	24.8	0	110	Charlie Hennigan	11/13/60	LAC	8	13.8	0
124	Butch Woolfolk (RB)	10/06/85	Den	8	15.5	1	110	Jerry LeVias	12/06/69	NYJ	9	12.2	1
123	Ken Burrough	11/18/79	Cin	6	20.5	0	110	Webster Slaughter	09/18/94	Buf	4	27.5	0
123	Bill Groman	10/22/61	DLT	4	30.8	2	109	Drew Bennett	10/03/04	SD	9	12.1	0
123	Charlie Hennigan	12/17/61	Oak	5	24.6	0	109	Ken Burrough	11/11/79	Oak	3	36.3	2
123	Charlie Hennigan	11/19/61	NYT	8	15.4	1	109	Eddie George (RB)	11/26/00	Jac	7	15.6	0
123	Charlie Hennigan	09/28/63	Buf	8	15.4	3	109	Ernest Givins	09/09/90	Atl	4	27.3	2
123	Drew Hill	09/23/90	Ind	10	12.3	0	109	Bill Groman	10/13/61	BPA	5	21.8	1
123	Webster Slaughter	12/24/94	NYJ	8	15.4	0	109	Charlie Hennigan	09/24/61	SD	6	18.2	0
122	Ken Burrough	12/19/71	SD	4	30.5	1	109	Charlie Hennigan	10/08/61	Buf	4	27.3	0
122	Billy Cannon (RB)	11/19/61	NYT	7	17.4	3	109	Drew Hill	12/20/87	Pit	4	27.3	2
122	Charlie Hennigan	12/08/63	BPA	9	13.6	2	109	Drew Hill	12/27/87	Cin	6	18.2	0
122	Haywood Jeffires	11/24/91	Pit	8	15.3	1	109	Justin Hunter	11/24/13	Oak	6	18.2	1
122	Jerry LeVias	10/26/69	Den	4	30.5	1	109	Derrick Mason	09/08/02	Phi	7	15.6	0
122	Derrick Mason	12/02/01	Cle	3	40.7	2	109	Delanie Walker (TE)	11/19/15	Jac	8	13.6	0
122	Rishard Matthews	11/20/16	Ind	9	13.6	0	108	Willard Dewveall (TE)	12/17/61	Oak	3	36.0	2
122	Alvin Reed (TE)	09/29/68	Oak	8	15.3	0	108	Ernest Givins	09/11/88	LAA	9	12.0	1
121	Derrick Mason	12/19/04	Oak	9	13.4	1	108	Ernest Givins	12/14/86	Min	6	18.0	1
120	Dave Casper (TE)	12/21/80	Min	7	17.1	1	108	Ronnie Harmon (RB)	11/10/96	NO	7	15.4	1
120	Tim Smith	12/08/85	NYG	7	17.1	1	108	Charlie Hennigan	10/22/61	DLT	4	27.0	1
120	Butch Woolfolk (RB)	09/08/85	Mia	3	40.0	1	108	Webster Slaughter	12/05/93	Atl	8	13.5	1
119	Charley Frazier	11/20/66	Buf	4	29.8	1	108	Tim Smith	12/02/84	Pit	7	15.4	0
119	Ernest Givins	12/18/88	Cle	6	19.8	0	107	Ken Burrough	10/10/76	Den	5	21.4	0
119	Dorial Green-Beckham	12/06/15	Jax	5	23.8	1	107	Billy Cannon (RB)	12/02/62	Den	5	21.4	2
119	Charlie Hennigan	09/19/64	Oak	7	17.0	1	107	Ernest Givins	09/26/93	LAN	3	35.7	1
119	Alvin Reed (TE)	10/20/69	NYJ	7	17.0	0	107	Drew Hill	11/15/87	Pit	4	26.8	1
119	<b>Nick Westbrook-Ikhine</b>	11/13/22	Den	5	23.8	2	107	Derrick Mason	12/16/01	GB	8	13.4	1
118	Ernest Givins	11/20/88	Pho	5	23.6	2	107	Alvin Reed (TE)	09/09/68	KC	4	26.8	0
118	Derrick Mason	09/15/02	Dal	7	16.9	0	107	Tim Smith	11/11/84	KC	8	13.4	0
118	Kalif Raymond	09/27/20	Min	3	39.3	0	107	<b>Nick Westbrook-Ikhine</b>	11/21/21	Hou	7	15.3	0
117	Ken Burrough	11/04/73	Bal	7	16.7	0	107	Damian Williams	11/13/11	Car	5	21.4	1
117	Ernest Givins	09/13/87	LAN	6	19.5	1	106	Drew Bennett	09/10/06	NYJ	8	13.3	0
117	Bill Groman	11/12/61	BPA	6	19.5	1	106	Ken Burrough	12/03/72	Atl	4	26.5	0
117	Haywood Jeffires	09/06/92	Pit	7	16.7	0	106	Charley Frazier	10/20/63	Buf	3	35.3	1
117	Nate Washington	12/22/13	Jac	6	19.5	1	106	Bill Groman	10/09/60	NYT	6	17.7	0
117	Nate Washington	11/21/10	Was	5	23.4	0	106	Gary Wellman	01/02/94	NYJ	8	13.3	0
117	Nate Washington	10/31/10	SD	4	29.3	1	106	Lorenzo White (RB)	09/13/92	Ind	4	26.5	1
117	<b>Nick Westbrook-Ikhine</b>	11/17/24	Min	2	58.5	1	105	Mike Barber (TE)	11/10/80	NE	3	35.0	1
116	Derrick Mason	12/01/02	NYG	12	9.7	1	105	Drew Bennett	09/21/03	NO	8	13.1	1
116	Ben Troupe (TE)	12/18/05	Sea	6	19.3	0	105	Kenny Britt	10/04/09	Jac	7	15.0	0
115	Drew Bennett	11/12/06	Bal	6	19.2	0	105	Chris Brown (RB)	11/27/05	SF	3	35.0	1
115	Bill Groman	09/11/60	Oak	6	19.2	1	105	Rishard Matthews	12/18/16	KC	4	26.3	0
115	Nate Washington	11/20/11	Atl	9	12.8	2	105	Carl Pickens	09/24/00	Pit	2	52.5	0
114	Jim Beirne	11/09/69	Cin	6	19.0	2	105	Bo Scaife (TE)	09/07/08	Jac	6	17.5	0
114	A.J. Brown	12/15/19	Hou	8	14.3	1	105	Nate Washington	09/29/13	NYJ	4	26.3	2
114	Billy Cannon (RB)	12/10/61	NYT	5	22.8	2	105	Lorenzo White (RB)	12/20/92	Cle	6	17.5	0



## TOP PERFORMANCES: 100-YARD RECEIVING GAMES

Yards	Player	Date	Opp	Rec	Avg	TD	Yards	Player	Date	Opp	Rec	Avg	TD
104	Kevin Dyson	09/10/00	KC	6	17.3	1	101	Bill Groman	12/11/60	Buf	3	33.7	1
104	Justin Gage	12/30/07	Ind	7	14.9	0	101	Charlie Hennigan	10/01/61	DLT	3	33.7	1
104	Justin Gage	12/21/08	Pit	5	20.8	1	101	Charlie Hennigan	09/07/63	Oak	7	14.4	1
104	Ernest Givins	10/16/88	Pit	5	20.8	1	101	Drew Hill	11/05/89	Det	9	11.2	1
104	Leonard Harris	10/11/87	Cle	6	17.3	0	101	Drew Hill	11/08/87	SF	4	25.3	0
104	Charlie Hennigan	11/15/64	Oak	6	17.3	0	101	Mike Holston	11/29/81	Atl	8	12.6	1
104	Billy Johnson	11/28/76	Atl	5	20.8	1	101	Roy Hopkins (RB)	11/08/70	KC	6	16.8	0
104	Derrick Mason	09/19/04	Ind	8	13.0	0	101	Brandon Jones	12/24/06	Buf	5	20.2	1
104	Chris Sanders	09/24/95	Cin	2	52.0	2	101	Jerry LeVias	11/29/70	Den	3	33.7	2
104	Taywan Taylor	12/02/18	NYJ	3	34.7	0	101	Jerry LeVias	11/23/69	Mia	4	25.3	1
103	Jim Beirne	11/28/68	KC	4	25.8	1	101	Chris Sanders	10/18/98	Cin	3	33.7	0
103	Drew Hill	12/08/85	NYG	6	17.2	0	101	Tajaé Sharpe	10/21/18	LAC	7	14.4	0
103	Haywood Jeffires	09/11/94	Dal	6	17.2	0	101	Tim Smith	10/21/84	SF	6	16.8	1
103	Derrick Mason	10/01/00	NYG	6	17.2	1	101	Kendall Wright	09/13/15	TB	4	25.3	1
103	Jared Cook (TE)	12/18/11	Ind	9	11.4	0	100	Dave Casper (TE)	11/28/82	NE	6	16.7	1
103	Kendall Wright	11/24/13	Oak	6	17.2	1	100	Curtis Duncan	12/13/92	GB	6	16.7	0
102	Dave Casper (TE)	12/19/82	Phi	5	20.4	1	100	Charley Frazier	09/03/66	Den	6	16.7	3
102	Willie Frazier (TE)	11/06/64	BPA	2	51.0	1	100	A.J. Brown	09/08/19	Cle	3	33.3	0
102	Ernest Givins	11/23/86	Ind	7	14.6	0	100	Ernest Givins	10/25/92	Cin	8	12.5	1
102	Bill Groman	10/23/60	NYT	5	20.4	3	100	Ernest Givins	11/26/92	Det	4	25.0	0
102	Drew Hill	11/26/90	Buf	6	17.0	0	100	Bill Groman	10/29/61	Buf	2	50.0	2
102	Drew Hill	12/13/87	NO	4	25.5	0	100	Drew Hill	11/20/88	Pho	5	20.0	1
102	Chris Sanders	12/01/96	NYJ	3	34.0	1	100	Chris Johnson (RB)	11/15/09	Buf	9	11.1	0
102	Tim Smith	09/09/84	Ind	6	17.0	0	100	Marcus Johnson	11/14/21	NO	5	20.0	0
102	Yancey Thigpen	09/27/98	Jac	6	17.0	2	100	Charlie Joiner	10/25/70	SD	5	20.0	1
102	Nate Washington	12/14/14	NYJ	6	17.0	0	100	Chris Sanders	12/19/99	Atl	5	20.0	1
101	A.J. Brown	11/08/20	Chi	4	25.3	1	100	Chris Sanders	12/14/97	Bal	7	14.3	0
101	Corey Davis	09/14/20	Den	7	14.4	0	100	Chris Sanders	10/13/96	Atl	4	25.0	1
101	Ernest Givins	10/14/90	Cin	6	16.8	1	100	Frank Wycheck (TE)	10/21/01	Det	7	14.3	1
101	Bill Groman	12/10/61	NYT	5	20.2	0							



## CAREER 100-YARD RECEIVING GAMES

No.	Player	W-L-T
26	Charlie Hennigan	12-14-0
24	Drew Hill	15-9-0
18	Ernest Givins	7-11-0
14	Ken Burrough	12-2-0
13	Derrick Mason	7-6-0
12	A.J. Brown	10-2-0
10	Tim Smith	3-7-0
9	Drew Bennett	3-6-0
9	Nate Washington	4-5-0
8	Charles Frazier	3-5-0
8	Bill Groman	8-0-0
8	Chris Sanders	6-2-0
7	Kenny Britt	4-3-0
7	Corey Davis	5-2-0
6	Haywood Jeffires	3-3-0
5	Jerry LeVias	3-1-1
5	Kendall Wright	3-2-0
4	Kevin Dyson	3-1-0
4	Rishard Matthews	2-2-0
4	Alvin Reed	1-3-0
4	Webster Slaughter	2-2-0
4	Delanie Walker	1-3-0
3	Curtis Duncan	1-2-0
3	Justin Gage	3-0-0
3	DeAndre Hopkins	2-1-0
<b>3</b>	<b>Nick Westbrook-Ikhine</b>	<b>1-2-0</b>
2	Mike Barber	2-0-0
2	Jim Bierne	0-1-1
2	Jared Cook	1-1-0
2	Willard Dewveall	1-1-0
2	Dorial Green-Beckham	1-1-0
2	Justin Hunter	1-1-0
2	Billy Johnson	2-0-0
2	Charlie Joiner	0-1-1
2	Yancey Thigpen	0-2-0
2	Lorenzo White	2-0-0
2	Butch Woolfolk	1-1-0
1	Sid Blanks	0-1-0
1	Chris Brown	1-0-0
<b>1</b>	<b>Treyton Burks</b>	<b>1-0-0</b>
1	Pat Coleman	1-0-0
1	Anthony Firkser	1-0-0
1	Willie Fraizer	1-0-0
1	Eddie George	0-1-0
1	Mac Haik	1-0-0
1	Ronnie Harmon	1-0-0
1	Leonard Harris	1-0-0
1	Mike Holston	0-1-0
1	Roy Hopkins	0-1-0
1	Chris Johnson	1-0-0
1	Marcus Johnson	1-0-0
1	Brandon Jones	1-0-0
1	Julio Jones	1-0-0
1	Mike Montgomery	0-1-0
1	Dave Parks	1-0-0
1	Carl Pickens	1-0-0
1	Kalif Raymond	1-0-0
<b>1</b>	<b>Calvin Ridley</b>	<b>0-1-0</b>
1	Bo Scaife	1-0-0
1	Tajaé Sharpe	0-1-0
1	Taywan Taylor	1-0-0
1	Ben Troupe	0-1-0
1	Gary Wellman	1-0-0
1	John White	0-1-0
1	Damian Williams	1-0-0
1	Oliver Williams	0-1-0
1	Roydell Williams	1-0-0
1	Frank Wycheck	1-0-0

## CAREER 100-YARD RUSHING GAMES

No.	Player	W-L-T
39	Earl Campbell	28-11-0
38	Derrick Henry	29-9-0
36	Eddie George	30-6-0
35	Chris Johnson	26-9-0
11	Hoyle Granger	8-2-1
8	Mike Rozier	6-2-0
7	Chris Brown	4-3-0
7	LenDale White	6-1-0
7	Lorenzo White	4-3-0
6	Gary Brown	6-0-0
6	Ronnie Coleman	5-1-0
6	DeMarco Murray	4-2-0
6	Charlie Tolar	6-0-0
6	Travis Henry	3-3-0
5	Billy Cannon	5-0-0
3	Rob Carpenter	2-1-0
3	D'Onta Foreman	1-2-0
3	Larry Moriarty	2-1-0
<b>3</b>	<b>Tony Pollard</b>	<b>2-1-0</b>
3	Dave Smith	3-0-0
2	Sid Blanks	2-0-0
2	Woody Campbell	2-0-0
2	Allen Pinkett	2-0-0
2	Rodney Thomas	2-0-0
1	Ode Burrell	0-1-0
1	Joe Dawkins	0-1-0
1	Don Hardeman	1-0-0
1	Dontrell Hilliard	0-1-0
1	Skip Hicks	1-0-0
1	Roy Hopkins	1-0-0
1	Marcus Mariota	1-0-0
1	Paul Robinson	0-1-0
1	Fred Willis	0-1-0
1	Butch Woolfolk	1-0-0

## CAREER 300-YARD PASSING GAMES

No.	Player	W-L-T
38	Warren Moon	20-18-0
15	George Blanda	5-10-0
10	Steve McNair	4-6-0
9	Ryan Tannehill	7-2-0
8	Marcus Mariota	3-5-0
3	Matt Hasselbeck	3-0-0
3	Jake Locker	1-2-0
3	Billy Volek	0-3-0
3	Dan Pastorini	0-3-0
2	Cody Carlson	1-1-0
2	Ryan Fitzpatrick	1-1-0
2	Jacky Lee	1-0-1
2	Archie Manning	0-2-0
2	Neil O'Donnell	1-1-0
2	Vince Young	1-1-0
1	Pete Beathard	0-0-1
1	Chris Chandler	1-0-0
1	Kerry Collins	0-1-0
1	Lynn Dickey	1-0-0
<b>1</b>	<b>Will Levis</b>	<b>1-0-0</b>
1	Zach Mettenberger	0-1-0
1	Gifford Nielsen	1-0-0
1	Jerry Rhome	0-1-0
1	Ken Stabler	0-1-0
1	Don Trull	0-1-0



## TOP PERFORMANCES BY TEAMMATES

### GAMES WITH MORE THAN ONE 100-YARD RUSHER

Dec. 15, 1962	@ New York, Billy Cannon (9-103) and Charlie Tolar (29-107)
Nov. 12, 1967	@ Denver, Woody Campbell (16-101) and Hoyle Granger (22-142)
Dec. 3, 1967	vs. Miami, Woody Campbell (18-141) and Hoyle Granger (25-111)
Sep. 28, 1975	vs. San Diego, Ronnie Coleman (16-112) and Don Hardeman (27-107)
Nov. 27, 1977	vs. Kansas City, Rob Carpenter (14-149) and Ronnie Coleman (15-101)
Oct. 19, 2008	@ Kansas City, Chris Johnson (18-168) and LenDale White (17-149)
Nov. 27, 2008	@ Detroit, Chris Johnson (16-125) and LenDale White (23-106)
Nov. 28, 2021	@ New England, Dontrell Hilliard (12-131) and D'Onta Foreman (19-109)

### GAMES WITH MORE THAN ONE 100-YARD RECEIVER

Nov. 25, 1960	@ Boston, Bill Groman (9-171) and Charlie Hennigan (7-113)
Sep. 24, 1961	@ San Diego, Charlie Hennigan (6-109) and John White (6-112)
Oct. 13, 1961	@ Boston, Bill Groman (8-148) and Charlie Hennigan (13-272)
Oct. 22, 1961	vs. Dallas, Bill Groman (4-123) and Charlie Hennigan (4-108)
Sep. 12, 1964	@ San Diego, Sid Banks (12-131) and Charlie Hennigan (7-104)
Nov. 6, 1964	@ Boston, Charles Frazier (9-143) and Willie Frazier (2-102)
Nov. 4, 1973	@ Baltimore, Ken Burrough (7-117) and Dave Parks (5-127)
Nov. 20, 1978	vs. Miami, Mike Barber (4-112) and Ken Burrough (6-103)
Nov. 20, 1988	vs. Phoenix, Ernest Givens (5-118) and Drew Hill (5-100)
Nov. 25, 2001	vs. Pittsburgh, Kevin Dyson (4-112) and Derrick Mason (7-114)
Dec. 2, 2001	@ Cleveland, Kevin Dyson (6-110) and Derrick Mason (3-122)
Dec. 19, 2004	@ Oakland, Derrick Mason (9-121) and Drew Bennett (13-160)
Nov. 24, 2013	@ Oakland, Justin Hunter (6-109) and Kendall Wright (6-103)

### GAMES WITH 300-YARD PASSER, TWO 100-YARD RECEIVERS

Nov. 25, 1960	at Boston, Jackie Lee (331 yards passing), Bill Groman (171 receiving), Charlie Hennigan (113 receiving)
Oct. 13, 1961	at Boston, Jacky Lee (457 yards passing), Charlie Hennigan (272 receiving), Bill Groman (148 receiving)
Nov. 6, 1964	at Boston, George Blanda (328 yards passing), Charles Frazier (143 receiving), Willie Frazier (102 receiving)
Nov. 4, 1973	at Baltimore, Lynn Dickey (340 yards passing), Dave Parks (127 receiving), Ken Burrough (117 receiving)
Nov. 25, 2001	vs. Pittsburgh, Steve McNair (334 yards passing), Derrick Mason (114 receiving), Kevin Dyson (112 receiving)
Dec. 19, 2004	at Oakland, Billy Volek (492 yards passing), Drew Bennett (160 receiving), Derrick Mason (121 receiving)
Nov. 24, 2013	at Oakland, Ryan Fitzpatrick (320 yards passing), Justin Hunter (109 receiving), Kendall Wright (103 receiving)

### GAMES WITH 100-YARD RUSHER, 100-YARD RECEIVER & 300-YARD PASSER

Dec. 17, 1961	at Oakland, George Blanda (350 yards passing), Billy Cannon (145 rushing), Charlie Hennigan (123 receiving), Willard Dewveall (108 receiving)
Sep. 4, 1983	vs. Green Bay, Archie Manning (348 yards passing), Earl Campbell (123 rushing), Tim Smith (197 receiving)
Nov. 29, 1987	at Indianapolis, Warren Moon (327 yards passing), Mike Rozier (122 rushing), Drew Hill (134 receiving)
Nov. 26, 1990	vs. Buffalo, Warren Moon (300 yards passing), Lorenzo White (125 rushing), Drew Hill (102 receiving)
Sep. 6, 1992	vs. Pittsburgh, Warren Moon (330 yards passing), Lorenzo White (100 rushing) and Haywood Jeffires (117 receiving)
Nov. 29, 2009	vs. Arizona, Vince Young (387 yards passing), Chris Johnson (154 rushing) and Kenny Britt (128 receiving)
Dec. 8, 2019	at Oakland, Ryan Tannehill (391 yards passing), Derrick Henry (103 rushing) and A.J. Brown (153 receiving)
Sept. 27, 2020	at Minnesota, Ryan Tannehill (321 yards passing), Derrick Henry (119 rushing) and Kalif Raymond (118 receiving)
Oct. 18, 2020	vs. Houston, Ryan Tannehill (366 yards passing), Derrick Henry (212 rushing) and Anthony Firkser (113 receiving)
Sept. 19, 2021	at Seattle, Ryan Tannehill (347 yards passing), Derrick Henry (182 rushing) and Julio Jones (128 receiving)



## LARGEST WIN/LOSS MARGINS

### LARGEST MARGIN OF VICTORY

MARGIN	SCORE	DATE	OPPONENT
1. 55 points	55-0	9/9/61	OAKLAND
2. 47 points	47-0	11/6/77	CHICAGO
3. 44 points	58-14	12/9/90	CLEVELAND
4. 42 points	55-13	11/5/61	at Denver
5. 40 points	47-7	12/13/09	ST. LOUIS
6. 39 points	56-17	10/14/62	N.Y. TITANS
7. 38 points	45-7	9/3/66	DENVER
8. 37 points	47-10	11/27/08	at Detroit
9. 36 points	49-13	11/19/61	N.Y. TITANS
10. 35 points	41-6	12/11/88	CINCINNATI
35 points	38-3	11/14/93	at Cincinnati
12. 34 points	37-3	11/11/12	at Miami
34 points	44-10	12/15/62	at N.Y. Titans
13. 32 points	35-3	12/10/00	CINCINNATI
32 points	35-3	10/27/91	CINCINNATI
32 points	39-7	10/1/89	MIAMI

### LARGEST MARGIN OF DEFEAT

MARGIN	SCORE	DATE	OPPONENT
1. 59 points	59-0	10/18/09	at New England
2. 54 points	61-7	12/17/89	at Cincinnati
3. 48 points	55-7	12/23/12	at Green Bay
4. 44 points	44-0	11/1/70	at St. Louis
44 points	61-17	12/17/72	CINCINNATI
6. 43 points	57-14	10/1/17	at Houston
7. 42 points	45-3	11/1/63	at Boston
42 points	52-10	12/20/70	at Dallas
42 points	45-3	9/18/88	at N.Y. Jets
10. 41 points	55-14	11/6/83	CINCINNATI
41 points	51-10	10/13/74	at Minnesota
12. 39 points	52-13	9/18/66	at N.Y. Jets
13. 38 points	52-14	10/27/24	at Detroit
14. 34 points	34-0	10/9/72	OAKLAND
34 points	34-0	11/26/89	at Kansas City
34 points	41-7	10/23/11	HOUSTON
34 points	41-7	9/19/22	at Buffalo
18. 33 points	40-7	11/22/87	CLEVELAND
33 points	40-7	9/17/06	at San Diego

